Supplemental Text 1: Survey in all languages.

English

Q1. Which of the following sources have you primarily used in the past 7 days to acquire information on the recent COVID-19 outbreak? Select a maximum of 3 sources.

- Television (e.g. news)
- Newspaper, mobile news application
- Social media (e.g. YouTube, Facebook, Twitter, Instagram, Reddit, LinkedIn)
- Radio
- Official health hotlines (e.g. NHS)
- Official health websites (e.g. WHO)
- Healthcare professionals (e.g. doctor, GP, pharmacist, other)
- People I speak to on a daily basis (e.g. family, friends, colleagues)

Q2. Please indicate to what extent you agree with the following statement.

- I have been informed sufficiently about the recent outbreak of COVID-19 and about what I can do to avoid being infected: probably true, probably false, not sure, no opinion

Q3 The following statements refer to possible protective behaviours that you may or may not have exhibited to prevent further spread of the COVID-19 outbreak. Please indicate whether you have or have not applied these measures in the past 7 days due to the viral outbreak: yes, no, not sure, or not applicable

- Reduced the amount you go to school, college, university or work
- Cancelled or postponed a social event such as meeting friends, eating out or going to a sports event
- Reduced the use of or changed the way you use public transport
- Kept one or more of your children out of school or daycare voluntarily before any mandates were put in place
- Reduced the amount you go to shops
- Kept away from crowded places
- Cleaned or disinfected things you might touch (such as door knob or hard surfaces) more often than usual
- Carried sanitizing hand gel with you when out and about
- Used sanitising hand gel to clean your hands, more often than usual
- Reduced the amount you touch your eyes, nose and/or mouth
- Followed a healthy diet or took vitamin supplements
- Tried to avoid people who have the cold or flu-like symptoms
- Usually carried tissues with you when out and about
- Usually used tissues when sneezing or coughing
- Washed your hands with soap and water more often than usual
- Have you done anything else to avoid catching flu that was not already mentioned?

Q4. The following statements concern measures to prevent further spread of COVID-19. Indicate for each of the following statements whether you think they are: probably true, probably false, or if you don't know.

An effective way to reduce outspread is:

- Avoiding social gatherings
- Selective closure of public places/locations

- Implementation of hand hygiene measures
- Implementation of respiratory measures
- Complete social lockdown/isolation

The following questions concern information about your sociodemographic background. Please select the option that is applicable to your situation.

Q5. What is your gender?

- Male
- Female
- Not listed

Q6. What is your age?

- ≤20 years
- 21-30 years
- 31-40 years
- 41-50 years
- 51-60 years
- 61-70 years
- 71-80 years
- >80 years

Q7. What is your primary daily activity?

- Paid job
- Homemaker
- Student
- Retired
- Unemployed
- Other

Q8. What is your current household composition?

- Single
- Single parent with child(ren)
- Living with partner
- Living with partner and child(ren)
- Shared flat (with roommates)
- Other

Q9. What is your highest educational qualification?

- Primary
- Secondary
- Tertiary vocational
- Tertiary academic

Q10. Are you a healthcare provider (e.g. doctor, nurse) or (bio)medical student?

- Yes
- No

Q11. In which country do you currently reside?

Q12. Do you suffer from any chronic illness or poor medical condition?
(e.g. respiratory disease, heart disease, metabolic disorders such as diabetes, (previous) cancer treatment or other diseases requiring chronic medication)

- Yes
- No

Q13. By using which social channel did you open this survey?

- Facebook
- Twitter
- Instagram
- LinkedIn
- WhatsApp
- National news/news fora
- Other:

Dutch

Q1 Welke van de volgende bronnen heeft u in de afgelopen 7 dagen het meest gebruikt om informatie over de recente uitbraak van COVID-19 te verkrijgen? Kies maximaal 3 bronnen.

- Televisie (o.a. nieuwsprogramma's)
- Kranten, nieuws applicaties
- Sociale media (o.a. YouTube, Facebook, Twitter, Instagram, Reddit, LinkedIn)
- Radio
- Telefonisch via officiële gezondheidsinstanties (bijv. RIVM, GGD, Rode Kruis)
- Websites van officiële gezondheidsinstanties (bijv. RIVM, GGD, Rode Kruis)
- Zorgverleners (bijv. (huis)arts, apotheker, doktersassistent)
- Familie, vrienden, collega's met wie ik dagelijks praat

Q2. Geef aan in hoeverre u het eens bent met de volgende stelling.
Ik ben voldoende geïnformeerd over de recente uitbraak van COVID-19 en over wat ik kan doen om verdere verspreiding te voorkomen: waarschijnlijk waar, waarschijnlijk niet waar, onzeker, geen mening

Q3. **De volgende uitspraken gaan over bepaalde handelingen die u mogelijk heeft ondernomen ter preventie van verdere verspreiding van COVID-19. Geef aan of u deze wel of niet heeft toegepast in de afgelopen 7 dagen vanwege de virusuitbraak: ja, nee, onzeker, niet van toepassing**

- Minder vaak naar (hoge) school, universiteit of werk gaan
- Afzeggen of uitstellen van sociale bijeenkomsten zoals afspreken met vrienden, uit eten gaan of een sportevenement bezoeken
- Minder vaak, of op een andere manier, gebruik maken van openbaar vervoer
- Eén of meer van uw kinderen niet naar school of dagverblijf gebracht voordat dit verplicht werd
- Minder vaak winkels bezoeken
- Vermijden van drukke plekken

- Voorwerpen die u aanraakt vaker dan gebruikelijk schoonmaken of desinfecteren (zoals deurknoppen of gladde oppervlakken)
- Ontsmettende handgel bij u dragen als u op pad bent
- Vaker dan gebruikelijk uw handen schoon maken met ontsmettende handgel
- Minder vaak uw ogen, neus en/of mond aanraken
- Een gezond dieet volgen of vitaminesupplementen innemen
- Proberen personen met verkoudheids- of griepklachten te vermijden
- Papieren zakdoekjes bij u dragen als u op pad bent
- Regelmatig gebruik maken van papieren zakdoekjes bij niezen of hoesten
- Vaker dan gebruikelijk uw handen gewassen met water en zeep
- Heeft u andere maatregelen die nog niet genoemd zijn genomen, om besmetting met het virus te vermijden?

Q4. De volgende stellingen gaan over maatregelen ter preventie van verdere verspreiding van COVID-19. Geef voor elk van de volgende stellingen aan of u denkt dat deze: waarschijnlijk waar zijn, waarschijnlijk onwaar zijn of dat u het niet zeker weet.

Een effectieve manier om verspreiding te voorkomen is:
- Vermijden van sociale bijeenkomsten
- Het selectief sluiten van openbare plekken en locaties
- Invoeren van handhygiëne maatregelen
- Invoeren van maatregelen ter voorkoming van besmetting via de luchtwegen (bijv. praten vanaf 2 meter afstand, in elleboog/zakdoek hoesten/niezen)
- Volledige sociale isolatie

De volgende vragen hebben betrekking op u. Vink de optie aan die voor u van toepassing is.

Q6. Wat is uw geslacht?
- Man
- Vrouw
- Anders:

Q7. Wat is uw leeftijd?
- ≤20 jaar
- 21-30 jaar
- 31-40 jaar
- 41-50 jaar
- 51-60 jaar
- 61-70 jaar
- 71-80 jaar
- >80 jaar

Q8. Wat is uw voornaamste dagelijkse bezigheid?
- Betaald werk
- Huisvrouw/huisman
- Student
- Gepensioneerd
- Werkloos

- Anders

Q9. Wat is de samenstelling van uw huishouden?
- Alleenstaand
- Alleenstaand met kind(eren)
- Samenlevend met partner
- Samenlevend met partner en kind(eren)
- Samenlevend met huisgenoten
- Anders

Q10. Wat is uw hoogst genoten opleiding?
- Basisonderwijs
- MAVO/ VMBO (België: BSO)
- MBO/ HAVO/ VWO (België: ASO, TSO, KSO)
- HBO/ WO (Hogeschool, Universiteit)

Q11. Bent u een zorgverlener (bijv. arts, verpleegkundige) of (bio)medische student?
- Ja
- Nee

Q12. In welk land woont u op dit moment?

Q13. Heeft u een chronische ziekte of een verminderde gezondheidstoestand?
(bijv. chronische longziekten, chronische hartziekten, metabole ziekten zoals diabetes, onder behandeling (geweest) voor kanker of iets anders waarvoor chronische medicatie nodig is)
- Ja
- Nee

Q14. Via welk medium bent u bij deze vragenlijst terecht gekomen?
- Facebook
- Twitter
- Instagram
- LinkedIn
- WhatsApp
- Nationaal nieuws / nieuwsfora
- Anders:

French

Q1. Parmi les sources suivantes, lesquelles avez-vous consultées le plus fréquemment au cours des 7 derniers jours pour obtenir des informations sur la récente épidémie de COVID-19? Veuillez cocher un maximum de 3 sources.
- Télévision (par exemple, programmes d'information)
- Journaux, applications d'information
- Médias sociaux (YouTube, Facebook, Twitter, Instagram, Reddit, LinkedIn)
- Radio

- Autorités sanitaires officielles par téléphone
- Sites web officiels des autorités sanitaires
- Les personnes qui s'occupent de l'enfant (par exemple, le médecin (de famille), le pharmacien)
- Contacts sociaux personnels (par exemple au travail, à l'école)

Q2. Indiquez dans quelle mesure vous êtes d'accord avec la déclaration suivante.
Je suis suffisamment informé sur la récente épidémie de COVID-19 et sur ce que je peux faire pour empêcher sa propagation: probablement vrai, probablement pas vrai, incertain, pas d'avis

Q3. Les déclarations suivantes concernent certaines actions que vous avez pu entreprendre pour empêcher la diffusion de COVID-19. Veuillez indiquer si vous les avez appliquées ou non au cours des 7 derniers jours en raison de l'apparition du virus: oui, non, incertain, pas d'application

- Aller moins souvent à l'école, à l'université ou au travail
- Annuler ou reporter des rencontres sociales telles que des rendez-vous avec des amis, un dîner ou une visite dans un club (de sport)
- Utiliser les transports publics moins fréquemment ou d'une autre manière
- Un ou plusieurs de vos enfants n'ont pas été amenés à l'école ou à la crèche avant que cela ne devienne obligatoire
- Visiter moins souvent les magasins
- Éviter les zones de surpopulation en général
- Nettoyer ou désinfecter les objets que vous touchez plus souvent que d'habitude (comme les poignées de porte ou les surfaces dures)
- Apporter/transporter des produits d'hygiène des mains plus souvent que d'habitude
- Utiliser les produits d'hygiène des mains plus fréquemment que d'habitude
- Se toucher les yeux, le nez et/ou la bouche moins souvent
- Suivre un régime alimentaire sain ou prendre des suppléments vitaminiques
- Éviter les personnes présentant des symptômes de rhume ou de grippe
- Porter des mouchoirs plus souvent que d'habitude
- Utilisation régulière de mouchoirs en papier pour éternuer ou tousser
- Se laver les mains à l'eau et au savon plus souvent que d'habitude
- Autres mesures de prévention de l'infection par le virus non mentionnées

Q4. Les déclarations suivantes concernent les mesures visant à prévenir la propagation de la COVID-19. Pour chacune des déclarations suivantes, indiquez si vous pensez qu'elles sont: probablement vraies, probablement fausses ou incertaines.

Un moyen efficace de prévenir la prolifération est de…

- Éviter les rassemblements sociaux (par exemple les célébrations)
- Fermeture sélective de lieux publics (tels que les établissements de restauration)
- Application des mesures d'hygiène des mains
- Appliquer des mesures visant à prévenir la contamination par des particules virales libérées (par exemple, parler à une distance de 2 mètres, tousser / éternuer dans le coude / le mouchoir)
- Isolement social complet

Les questions suivantes se rapportent à votre situation actuelle. Veuillez cocher l'option de réponse qui vous convient le mieux.

Q5. Quel est votre sexe?

- Homme
- Femme
- Sinon:

Q6. Quel est votre âge?

- ≤20 ans
- 21-30 ans
- 31-40 ans
- 41-50 ans
- 51-60 ans
- 61-70 ans
- 71-80 ans
- >80 ans

Q7. Quelle est votre principale activité quotidienne?

- Travail rémunéré
- Femme/homme au foyer
- Étudiant
- Retraités
- Chômeurs
- Sinon

Q8. Quelle est la composition de votre ménage?

- Unique
- Parent seul avec enfants
- Couple
- Couple avec enfant(s)
- Appartement partagé (avec colocataire(s))
- Sinon

Q9. Quel est votre niveau d'études le plus élevé?

- Primaire
- Baccalauréat
- Etudes techniques et professionnelles
- Etudes académiques

Q10. Êtes-vous un professionnel de la santé (p. ex. médecin, infirmière) ou étudiant en (bio)médecine?

- Oui
- Non

Q11. Dans quel pays vivez-vous actuellement?

Q12. Vous souffrez d'une maladie chronique ou vous êtes dans un état de santé réduit?
(par exemple, les maladies pulmonaires chroniques, les maladies cardiaques chroniques, les maladies métaboliques telles que le diabète, le traitement du cancer ou toute autre maladie nécessitant une médication chronique)

- Oui
- Non

Q13. Par quel moyen êtes-vous entré en contact avec ce questionnaire?

- Facebook
- Twitter
- Instagram
- LinkedIn
- WhatsApp
- Forums d'information nationaux
- Sinon:

German

Q1. Welche der folgenden Informationsquellen haben Sie in den letzten 7 Tagen am meisten genutzt um Informationen über den COVID-19 Ausbruch zu erhalten? Wählen Sie maximal 3 Antworten aus.

- Fernsehen (z.B. Nachrichten)
- Zeitung, Zeitungsapps
- Soziale Medien (z.B. Youtube, Facebook, Twitter, Instagram, Reddit, LinkedIn)
- Radio
- Offizielle Telefonhotline (z.B. von Behörden oder Krankenkassen)
- Offizielle Webseiten (z.B. des Robert-Koch-Instituts, der Weltgesundheitsorganisation)
- Gesundheitsdienstleister (z.B. Ärzt*innen, Hausärzt*innen, Pharmazeut*innen, Apotheker*innen, andere)
- Menschen mit denen ich eh im Kontakt stehe (z.B. Familie, Freund*innen, Kolleg*innen)

Q2. Bitte geben Sie an inwiefern Sie der folgenden Aussage zustimmen: vermutlich, vermutlich nicht, nicht sicher, keine Meinung

- Ich wurde ausreichend über den COVID-19 Ausbruch informiert und auch wie ich mich vor einer Infektion schützen kann.

Q3. Die folgenden Aussagen betreffen potenziell schützende Verhaltensweisen, die Sie evtl. umsetzen oder nicht. Bitte geben Sie an, ob Sie die folgenden Verhaltensweisen in den letzten 7 Tagen wegen des COVID-19 Ausbruches angewendet haben: ja, nein, nicht sicher, nicht zutreffend

- Weniger in die Schule, Universität oder zur Arbeit gegangen
- Soziale Ereignisse wie z.B. Freund*innen treffen, Essen gehen oder Besuch von Sportveranstaltung abgesagt oder verschoben
- Die Nutzung des öffentlichen Nahverkehrs reduziert oder verändert
- Eines oder mehrere Kinder freiwillig zu Hause behalten bevor es zu Kita- bzw. Schulschließungen kam

- Weniger einkaufen gegangen
- Von belebten Plätzen ferngehalten
- Gegenstände, die man gewöhnlich anfasst öfter als normal desinfiziert oder gesäubert (z.B. Türklinken oder Oberflächen)
- Handdesinfektionsmittel für unterwegs mitgenommen
- Hände öfter als gewöhnlich desinfizieren
- Weniger in die Augen, Nasen und/oder Mund gefasst
- Sich gesund ernährt oder Nahrungsergänzungsmittel genommen
- Kontakt zu Menschen mit Erkältungssymptomen vermieden
- Taschentücher für unterwegs mitgenommen
- Taschentücher benutzt, wenn man geniest oder gehustet hat
- Hände öfter als gewöhnlich mit Wasser und Seife gewaschen.
- Haben Sie andere Maßnahmen angewendet die noch nicht genannt worden sind?

Q4 Die folgenden Aussagen behandeln Verhaltensweisen, die eine Weiterverbreitung von COVID-19 verhindern sollen. Geben Sie für jede Aussage an, ob Sie diese als vermutlich wahr, vermutlich falsch oder nicht wahr erachten, oder ob Sie dazu keine Meinung haben.

Eine effiziente Methode die Weiterverbreitung zu vermeiden ist:

- Vermeidung von sozialen Zusammenkünften
- Selektive Schließung von öffentlichen Plätzen/Lokalitäten
- Anwendung von Maßnahmen zur verbesserten Handehygiene
- Anwendung von Maßnahmen bezüglich des Atmungsapparates (z.B. größere Distanz beim Reden, Niesen/Husten in die Armbeuge/Taschentuch)
- Ausgangssperren und komplette Isolation

Die folgenden Fragen beziehen sich auf Ihre sozialen und demographischen Lebensverhältnisse. Bitte wählen Sie die Antwort, die Ihre Situation am besten beschreibt.

Q5. Was ist Ihr Geschlecht?

- Männlich
- Weiblich
- Andere:

Q6. Wie alt sind Sie?

- ≤20 Jahre
- 21-30 Jahre
- 31-40 Jahre
- 41-50 Jahre
- 51-60 Jahre
- 61-70 Jahre
- 71-80 Jahre
- >80 Jahre

Q7. Was ist Ihre Haupttätigkeit?

- Berufstätig
- Im Haushalt tätig
- Student*in

- Rentner*in
- Arbeitslos
- Andere

Q8. In was für einem Haushalt leben Sie?
- Single
- Alleinerziehend mit Kind/ern
- In einer Partnerschaft
- In einer Partnerschaft mit Kind/ern
- In einer Wohngemeinschaft
- Andere

Q9. Was ist Ihr höchster Bildungsabschluss?
- Haupt-/Realschule
- Abitur
- Berufsschule
- Hochschule/Universität

Q10. Sind sie ein Mitglied des Gesundheitssystems (z.B. Mediziner*in, Krankenpfleger*in) oder ein*e Student*in der (Bio-)Medizin?
- Ja
- Nein

Q11. In welchem Land leben Sie?

Q12. Leiden oder litten Sie an chronischen Erkrankungen oder schlechter Gesundheit?
(*z.B. Atemwegserkrankungen, Herzkrankheiten, Stoffwechselkrankheiten wie Diabetes, Krebs, oder andere Krankheiten, die medikamentös behandelt werden*)
- Ja
- Nein

Q13. Wie sind Sie auf diese Umfrage aufmerksam geworden?
- Facebook
- Twitter
- Instagram
- LinkedIn
- WhatsApp
- Nachrichten
- Andere:

Italian

Q1. Quali dei seguenti canali hai utilizzato negli ultimi 7 giorni per informati circa la diffusione del COVID-19? Seleziona massimo 3 opzioni.

- Televisione (es. telegiornali)
- Quotidiani cartacei o online
- Social media (YouTube, Facebook, Twitter, Instagram, Reddit, LinkedIn)
- Radio
- Numeri verdi nazionali o regionali (es. 1500)
- Siti web ufficiali (es. sito dell'Organizzazione Mondiale della Sanità, sito del Ministero della Salute)
- Personale sanitario (es. medico di famiglia, medico specialista, farmacista, altro)
- Persone con cui parli quotidianamente (es. familiari, amici, colleghi)

Q2. Indica in quale misura sei d'accordo con la seguente affermazione: abbastanza d'accordo, abbastanza in disaccordo, non so, nessuna opinione

- Sono stato sufficientemente informato sulla recente epidemia di COVID-19 e su cosa posso fare per evitare di essere contagiato

Q3. Le seguenti affermazioni riguardano comportamenti adottabili per prevenire un'ulteriore diffusione del COVID-19. Indica se hai applicato o meno queste misure negli ultimi 7 giorni a causa dell'epidemia virale: si, no, non so, non pertinente.

- Ridurre il tempo trascorso a scuola/ università/ lavoro
- Cancellare o rimandare eventi sociali come incontrare amici, mangiare fuori o partecipare a eventi sportivi
- Modificare o ridurre l'utilizzo dei mezzi di trasporto pubblico
- Decidere di non mandare uno o più bambini a scuola o all'asilo anche prima che venissero implementate misure restrittive
- Ridurre la frequenza con cui ti rechi nei negozi
- Evitare luoghi affollati
- Pulire e disinfettare più frequentemente gli oggetti con cui vieni in contatto (maniglie delle porte, superfici rigide)
- Portare con te un gel igienizzante per le mani quando esci di casa
- Utilizzare il gel igienizzante per le mani più spesso del solito
- Ridurre la frequenza con cui ti tocchi gli occhi, il naso e la bocca
- Seguire una dieta più sana o assumere integratori di vitamine
- Provare a evitare contatti con persone raffreddate o che presentano sintomi influenzali
- Portare con te fazzoletti di carta quando esci di casa
- Usare fazzoletti di carta quando starnutisci o tossisci
- Lavare le mani con il sapone più frequentemente del solito
- Per evitare di ammalarti, hai adottato altre precauzioni non menzionate nella lista?

Q4. Le affermazioni seguenti riguardano alcune misure per prevenire la diffusione del COVID-19. Per ognuna delle seguenti affermazioni, indica se sei: abbastanza d'accordo, abbastanza in disaccordo o se non sai.

Un modo efficace per ridurre il contagio è…

- Evitare assembramenti
- Chiudere alcuni locali e luoghi pubblici
- Prestare maggiore attenzione all'igiene delle mani
- Prestare maggiore attenzione alle buone pratiche igieniche nei rapporti ravvicinati (es. parlare a debita distanza, starnutire/tossire nel gomito o in un fazzoletto)
- Quarantena totale (isolamento)

Le seguenti domande riguardano informazioni sulla tua situazione socio-demografica. Scegli l'opzione più adatta a te.

Q5. Qual è il tuo genere?
- Uomo
- Donna
- Altro:

Q6. Qual è la tua età?
- ≤20 anni
- 21-30 anni
- 31-40 anni
- 41-50 anni
- 51-60 anni
- 61-70 anni
- 71-80 anni
- >80 anni

Q7. Qual è la tua principale attività?
- Lavoratore(-trice)
- Casalingo(a)
- Studente(-ssa)
- Pensionato(a)
- Disoccupato(a)
- Altro

Q8. Com'è composto attualmente il tuo nucleo familiare?
- Single
- Genitore single con bambino/i
- Convivenza con partner
- Convivenza con partner e bambino/i
- Appartamento condiviso (con coinquilini)
- Altro

Q9. Qual è il tuo titolo di studio?
- Licenza elementare
- Licenza media
- Diploma di maturità
- Laurea

Q10. Sei un operatore sanitario (es. medico, infermiere) o uno studente di medicina?
- Si
- No

Q11. In che Paese vivi?

Q12. **Soffri di malattie croniche e/o hai particolari condizioni di salute?**
(es. malattie respiratorie, malattie cardiache, disturbi metabolici come il diabete, trattamenti oncologici in corso o svolti precedentemente, altre malattie per le quali è necessario l'uso costante di farmaci)

- Si
- No

Q13. Tramite quale canale sei venuto a conoscenza del presente questionario?

- Facebook
- Twitter
- Instagram
- LinkedIn
- WhatsApp
- Giornali nazionali/forum di attualità
- Altro:

Spanish

Q1. ¿Cuál de las siguientes fuentes ha utilizado principalmente en los últimos 7 días para obtener información sobre el reciente brote de COVID-19? Seleccione un máximo de 3 fuentes.

- Televisión (por ejemplo, noticias)
- Periódico, aplicación de noticias móvil
- Redes sociales (por ejemplo, YouTube, Facebook, Twitter, Instagram, Reddit, LinkedIn)
- Radio
- Líneas directas de salud oficiales (por ejemplo, Ministerio de Sanidad, Consumo y Bienestar Social, Consejería de Salud de Comunidades Autónomas)
- Sitios web oficiales de salud (por ejemplo, OMS)
- Profesionales de la salud (por ejemplo, médico de cabecera, farmacéutico u otro)
- Personas con las que hablo a diario (por ejemplo, familiares, amigos, colegas)

Q2. Indique en qué medida está de acuerdo con la siguiente declaración: probablemente cierto, probablemente falso, no estoy Seguro, no tengo una opinión

- Me han informado lo suficiente sobre el reciente brote de COVID-19 y sobre lo que puedo hacer para evitar ser infectado

Q3. Las siguientes declaraciones se refieren a posibles comportamientos de protección que puede haber exhibido o no para evitar una mayor propagación del brote de COVID-19. Indique si ha aplicado o no estas medidas en los últimos 7 días debido al brote viral: si, no, no estoy seguro, no procede

- Redujo la cantidad de tiempo que vas a la escuela, colegio, universidad o trabajo
- Canceló o pospuso un evento social como reunirse con amigos, salir a comer o ir a un evento deportivo
- Redujo el uso o cambió la forma de uso de transporte público
- Mantuvo a uno o más de sus hijos fuera de la escuela o guardería voluntariamente antes de que se estableciera cualquier mandato
- Redujo la cantidad de veces o tiempo que pasó en tiendas
- Se alejó de lugares abarrotados

- Limpió o desinfectó las cosas que podría tocar (como el pomo de la puerta o las superficies duras) con más frecuencia de lo habitual
- Llevó gel desinfectante para manos cuando salió fuera de casa
- Usó gel desinfectante para manos para limpiarse las manos con más frecuencia de lo habitual
- Redujo la cantidad que toca sus ojos, nariz y / o boca
- Siguió una dieta saludable o tomó suplementos vitamínicos
- Intentó evitar a personas con síntomas de resfriado o gripe
- Por lo general, llevó pañuelos de papel con usted cuando estuvo fuera de casa
- Normalmente utilizó pañuelos de papel al estornudar o toser
- Se lavó las manos con agua y jabón con más frecuencia de lo habitual
- Ha hecho algo más para evitar contraer el virus aún no mencionado

Q4. Las siguientes declaraciones se refieren a medidas para evitar una mayor propagación de COVID-19. Indique para cada una de las siguientes afirmaciones si cree que lo son: probablemente verdadero, probablemente falso o si no lo sabe.

Una forma efectiva de reducir la propagación es:
- Evitar reuniones sociales
- Cierre selectivo de lugares públicas
- Implementación de medidas de higiene de manos
- Implementación de medidas respiratorias (por ejemplo, distancia de conversación limitada, estornudos / tos en el codo / pañuelos)
- Cierre social completo / aislamiento

Las siguientes preguntas se refieren a información sobre sus antecedents sociodemográficos. Seleccione la opción que sea aplicable a su situación.

Q5. ¿Cuál es su sexo?
- Hombre
- Mujer
- Otro:

Q6. ¿Qué edad tiene?
- ≤20 años
- 21-30 años
- 31-40 años
- 41-50 años
- 51-60 años
- 61-70 años
- 71-80 años
- >80 años

Q7. ¿Cuál es tu actividad diaria principal?
- Trabajo pagado
- Tareas del hogar
- Estudiante
- Jubilado
- Desempleado

- Otro

Q8. ¿Cuál es la composición actual de tu hogar?
- Soltero
- Padre soltero con hijo (s)
- Viviendo con pareja
- Viviendo con pareja e hijo (s)
- Piso compartido (con compañeros)
- Otro

Q9. ¿Cuál es su cualificación educativa más alta?
- Educación primaria
- Educación secundaria
- Formación profesional
- Formación universitaria

Q10. ¿Es usted un proveedor de atención médica (por ejemplo, médico, enfermera) o estudiante de medicina o biomedicina?
- Sí
- No

Q11. ¿En qué país reside actualmente?

Q12. ¿Sufre de alguna enfermedad crónica o condición médica?
(p. ej., enfermedades respiratorias, enfermedades cardíacas, trastornos metabólicos como diabetes, tratamiento contra cáncer en el pasado u otras enfermedades que requieren medicación crónica)
- Sí
- No

Q13. ¿Por medio de qué canal social abrió esta encuesta?
- Facebook
- Twitter
- Instagram
- LinkedIn
- WhatsApp
- Noticias nacionales / foros de noticias
- Otro:

Polish

Q1. Z których z wymienionych poniżej źródeł korzystałeś(aś) najczęściej w ciągu ostatnich 7 dni, aby uzyskać informacje na temat wybuchu pandemii COVID-19? Wybierz maksymalnie 3 źródła.
- Telewizja (np. wiadomości)
- Dziennik informacyjny, gazeta, publikacje online
- Media społecznościowe (YouTube, Facebook, Twitter, Instagram, Reddit, LinkedIn)
- Radio
- Oficjalne infolinie służb opieki medycznej (np. NHS)
- Oficjalne strony internetowe poświęcone zdrowiu (np. WHO)
- Pracownicy służby zdrowia (np. lekarz, lekarz rodzinny, farmaceuta, aptekarz, inny)
- Ludzie, z którymi rozmawiam na co dzień (np. rodzina, przyjaciele, znajomi)

Q2. Wskaż, w jakim stopniu zgadzasz się z poniższym stwierdzeniem: raczej tak, raczej nie, nie jestem pewny(a), nie mam zdania
Zostałem(am) wystarczająco poinformowany(a) o niedawnym wybuchu pandemii koronawirusa COVID-19 i o tym, co mogę zrobić, aby uniknąć zarażenia

Q3. Poniższe stwierdzenia dotyczą możliwych działań, które możesz podjąć lub nie, aby zapobiec dalszemu rozprzestrzenianiu się pandemii COVID-19. Wskaż, czy stosowałeś(aś) te środki w ciągu ostatnich 7 dni: tak, nie, nie mam pewności, nie dotyczy mnie
- Unikanie przychodzenia do szkoły, na studia, na uniwersytet lub do pracy
- Odwoływanie lub przekładanie spotkań towarzyskich, takich jak spotkanie ze znajomymi, jedzenie poza domem lub wyjście na wydarzenie sportowe
- Unikanie lub zmiana sposobu korzystania z transportu publicznego
- Unikanie wysłania dziecka do szkoły lub w przedszkola, przed wprowadzeniem jakichkolwiek oficjalnych zarządzeń
- Zmniejszenie częstotliwości zakupów w sklepach stacjonarnych
- Unikanie zatłoczonych miejsc

- Czyszczenie lub dezynfekcja powierzchni, które można dotknąć (takich jak klamki lub blaty) częściej niż zwykle
- Noszenie ze sobą żelu antybakteryjnego poza domem
- Używanie żelu antybakteryjnego do odkażania rąk częściej niż zwykl
- Unikanie dotykania oczu, nosa i/ lub ust
- Stosowanie zdrowej diety lub przyjmowanie suplementów witaminowych
- Unikanie towarzystwa osób, które mają objawy przeziębienia lub grypy
- Noszenie ze sobą chusteczek higienicznych, gdy jest się poza domem
- Używanie chusteczek higienicznych w przypadku kichania lub kaszlu
- Częstsze mycie rąk mydłem i wodą
- Czy zrobiłeś(aś) coś jeszcze, aby uniknąć zachorowania, o czym nie wspomniano powyżej?

Q4. Poniższe stwierdzenia dotyczą środków zapobiegających rozprzestrzenianiu się COVID-19. Wskaż dla każdego z poniższych stwierdzeń, czy uważasz, że są:
raczej prawdziwe, raczej fałszywe lub nie wiesz.

Skutecznym sposobem ograniczenia rozprzestrzeniania się wirusa jest:
- Unikanie spotkań towarzyskich
- Selektywne zamykanie miejsc publicznych
- Stosowanie środków higieny rąk
- Przestrzeganie zasad związanych z ograniczeniem rozprzestrzeniania się wirusa drogą powietrzną (np. zwiększenie odległości podczas rozmowy, kichanie i kasłanie w łokieć lub chusteczki higieniczne)
- Poddanie społeczeństwa całkowitej kwarantannie

Poniższe pytania dotyczą informacji o Twojej sytuacji socjodemograficznej. Wybierz odpowiedź, która najlepiej ją opisuje.

Q5. Jakiej jesteś płci?
- Mężczyzna
- Kobieta
- Nie wymieniona:

Q6. W jakim wieku jesteś?
- ≤ 20 lat
- 21-30 lat
- 31–40 lat
- 41-50 lat
- 51–60 lat
- 61–70 lat
- 71–80 lat
- > 80 lat

Q7. Czym zajmujesz się na co dzień?
- Praca
- Prowadzenie gospodarstwa domowego
- Studia
- Emerytura

- Bezrobotny(a)
- Inne

Q8. Forma gospodarstwa domowego?
- Samotny(a)
- Zamieszkuję z partnerem(ką)
- Samotny rodzic
- Para z dziećmi
- Współdzielone mieszkanie (ze współlokatorami)
- Inna:

Q9. Jakie jest Twoje wykształcenie?
- Podstawowe
- Średnie
- Zawodowe
- Wyższe

Q10. Czy pracujesz obecnie w służbie zdrowia lub studiujesz na kierunkach (bio)medycznych?
- Tak
- Nie

Q11. W jakim kraju obecnie mieszkasz?

Q12. Czy cierpisz na przewlekłą chorobę lub zły stan zdrowia?
(np. choroby układu oddechowego, choroby serca, zaburzenia metaboliczne, takie jak cukrzyca, lub inne choroby wymagające przewlekłego leczenia)
- Tak
- Nie

Q13. W jaki uzyskałeś(aś) dostęp do tego kwestionariusza?
- Facebook
- Twitter
- Instagram
- LinkedIn
- WhatsApp
- Dziennik informacyjny
- Inny

Turkish

Q1. COVID-19 ile ilgili bilgi edinmek için son 7 günde hangi haber kaynağını kullandınız? En fazla 3 kaynak seçiniz.
- Televizyon (mesela haber programları)
- Gazete, haber uygulamaları

- Sosyal media (mesela YouTube, Facebook, Twitter, Instagram, Reddit, LinkedIn)
- Radyo
- Resmi kurumların telefon hattı (mesela RIVM, GGD, Rode Kruis)
- Resmi kurumların internet sayfaları (mesela RIVM, GGD, Rode Kruis)
- Sağlık hizmeti (mesela aile doktoru, eczacı)
- Ailem, arkadaş çevresi, günlük görüştüğüm iş arkadaşlarım
- Aşağıdaki ifade ile ne kadar hemfikirsiniz.

Q2. COVID-19 pandemisi ile ilgili yeterince bilgilendirildim ve daha fazla yayılmaması için ne yapmam gerektiğini biliyorum: Doğru, Doğru değil, Emin değilim, Fikirsizim

Q3. Aşağıdaki ifadeler COVID-19'a karşı almış olabileceğiniz tedbirler ile ilgilidir. Son 7 günde hangi şekilde tedbir aldığınızı bildiriniz: Evet, Hayır, Emin değilim, Uygulanamaz

- Daha az (yüksek) okul, üniversite veya iş yerine gitmek
- Sosyal aktiviteleri ertelemek veya iptal etmek (mesela yemeğe çıkmak, arkadaşlar ile buluşmak veya spor aktivitesine katılmak gibi)
- Daha az toplu taşımaya binmek
- Çocuğunuzu veya çocuklarınızı okula veya kreş'e göndermemek
- Daha az mağazalara gitmek
- Kalabalık yerlerden uzak durmak
- Temas ettiğin yerleri daha sık temizlemek (mesela kapı kolları)
- Dezenfekte etmek için yanınızda el jeli bulundurmak
- Eskiye bakarak daha sık ellerinizi el jeli ile dezenfekte etmek
- Gözlerinizi, burnunuzu ve ağızınızı daha az ellemek
- Sağlıklı bir diyete uymak veya vitamin hapları yutmak
- Grip veya soğuk algınlığı semptomları olan kişilerle temastan kaçınmak
- Dışarı çıktığınızda yanınızda kağıt mendil bulundurmak
- Öksürürken veya hapşırırken kağıt mendil kullanmak
- Eskiye bakarak daha sık ellerinizi su ve sabun ile yıkamak
- Virüsten kaçınmak için başka bir tedbirde bulundunuz mu?

Q4. Aşağıdaki ifadeler COVID-19'un yayılmaması için alınmış olan tedbirler. Lütfen bunların ne kadar yararlı olduğunu düşündüğünüzü belirtiniz. Seçenekleriniz: doğru, doğru değil veya bilmiyorum.
Virüsün yayılmasını önlemek için alınması gereken tedbirler:

- Sosyal aktivitelere gitmemek
- Halk'a açık yerleri ve mekanları kapatmak
- El hijyeni ile ilgili tedbirler almak
- Hava vasıtasıyla bulaşmayı engellemek için tedbirler almak (mesela 1,5 metre aralıkla konuşmak, direseğe/kağıt mendile öksürmek/hapşırmak)
- Sosyal karantinaya girmek

Aşağıdaki sorular sizin ile ilgili.

Q6. Cinsiyetiniz nedir?

- Erkek
- Kadın
- Başka: ___

Q7. Yaşınız hangi yaş grubunun içinde yer alıyor?

- ≤20 yaş
- 21-30 yaş
- 31-40 yaş
- 41-50 yaş
- 51-60 yaş
- 61-70 yaş
- 71-80 yaş
- >80 yaş

Q8. Günlük hayatınızda ne ile meşgulsünüz?

- İşçi
- Ev hanımı/erkeği
- Öğrenci
- Emekli
- İşsiz
- Başka: ___

Q9. Aile durumunuz nedir?

- Yalnız yaşıyorum
- Yalnız çocuklarım ile yaşıyorum
- Eşim ile yaşıyorum
- Eşim ve çocuklarım ile yaşıyorum
- Ev arkadaşlarım ile yaşıyorum
- Başka:

Q10. Aldığınız en yüksek eğitim seviyesi nedir?

- İlk okul
- Meslek lisesi
- Anadolu lisesi
- Üniversite

Q11. Bir sağlık uzmanı (doktor, hemşire) veya tıp öğrencisi misiniz?

- Evet
- Hayır

Q12. Şu an hangi ülke'de yaşıyorsunuz?

Q13. Kronik bir hastalığınız veya düşük bir direnciniz var mı?
(mesela akciğer hastalıkları, kalp hastalıkları, şeker hastalığı, kanser gibi)

- Evet
- Hayır

Q14. Bu araştırmaya nasıl ulaştınız

- Facebook
- Twitter
- Instagram
- Linkedİn
- WhatsApp
- Haber
- Başka: ____
-

Persian

Q1.
استفاده کرده **(COVID 19)** در طول هفت روز گذشته، کدام منابع از گزینه های زیر را عمدتا برای به دست آوردن اطلاعات در مورد بحران کرونا ایید؟ حد اکثر ۳ مورد انتخاب کنید.

- (تلویزیون(مثلا برنامه های خبری-
- روزنامه یا اپلیکیشن های خبری در موبایل-
- (رسانه های اجتماعی (اینستاگرام، توییتر، تلگرام، لینکد این و غیره-
- رادیو-
- (سامانه های تلفنی رسمی (مثلا سامانه ی تلفنی وزارت بهداشت-
- (سامانه های اینترنتی رسمی (مثلا سامانه های وزارت بهداشت، سازمان جهانی بهداشت و غیره-
- متخصصین بهداشت و سلامت-
- دوستان، آشنایان، همکاران-

Q2.
چقدر با جمله ی ذیل موافقید؟
من به میزان کافی درباره ی شیوع بیماری اخیر کرونا و کارهایی که میتوانم برای جلوگیری از ابتلا با این عفونت انجام دهد، آگاه شده ام.

- نسبتا موافقم

- نسبتا مخالفم
- مطمین نیستم
- نظری ندارم

Q3.

؟سوالات زیر درباره ی رفتارهای ایمنی برای جلوگیری از شیوع بیشتر ویروس کرونا است. آیا در ۷ روز اخیر این اقدامات را انجام داده اید

بله-

خیر-

مطمین نیستم-

موضوعیت ندارد-

- کاهش تردد به مدرسه، دانشگاه یا محل کار
- لغو یا به تعویق انداختن رویدهادی اجتماعی مانند ملاقات دوستان، رفتن به رستوران، حضور در رویدادهای ورزشی
- تغییر یا کاهش استفاده از وسایل نقلیه عمومی
- جلوگیری از فرستادن فرزندتان به مدرسه یا مهد کودک ،قبل از تعطیلی اجباری مدارس
- کاهش تردد به مغازه ها
- اجتناب از رفتن به اماکن شلوغ
- (بیش از حد معمول تمیز یا ضد عفونی کردن اشیایی که ممکن است لمس کنید (مانند دستگیره ی در یا سطوح آشپزخانه و غیره
- همراه داشتن ژل ضدعفونی کننده ی دست، بیرون از خانه
- استفاده ی بیش از حد معمول از ژل ضدعفونی کننده ی دست
- کاهش لمس چشم، دهان و بینی
- استفاده از رژیم غذایی سالم یا مصرف مکمل های ویتامین
- دوری از افراد دارای علایم سرماخوردگی یا آنفلوانزا
- معمولا بیرون از منزل دستمال کاغذی به همراه داشته اید
- استفاده از دستمال کاغذی حین عطسه یا سرفه
- شستن بیش از حد معمول دستها با آب و صابون
- ؟بجز موارد بالا، آیا کار دیگری برای جلوگیری از ابتلا به آنفلوانزا انجام داده اید

Q4.

جملات زیر راجع به اقدامات پیشگیرانه برای جلوگیری از شیوع بیشتر ویروس کرونا است. لطفا نظر خود را راجع به هر کدام از اقدامات با انتخاب **.**یکی از سه گزینه اعلام بفرمایید

احتمالا درست-

احتمالا نادرست-

نظری ندارم-

- .اجتناب از گردهمایی های اجتماعی از راه حل موثر برای کاهش شیوع کرونا است
- .تعطیلی گزینشی اماکن عمومی از راه حل موثر برای کاهش شیوع کرونا است
- .بکارگیری اصول بهداشت دست از راه حل موثر برای کاهش شیوع کرونا است

- عمل کردن به اصول تنفسی (رعایت فاصله هنگام صحبت، استفاده از دستمال یا آرنج دست جلوی دهان حین عطسه و سرفه) از راه حل موثر برای کاهش شیوع کرونا است.
- قرنطینه ی کامل اجتماعی از راه حل موثر برای کاهش شیوع کرونا است.

سوالات زیر راجع به جمعیت شناسی شرکت کنندگان در این پژوهش میباشد.

Q5.

جنسیت:

- مرد-
- زن-

Q6.

سن:

- کمتر از ۲۱ سال
- ۲۱-۳۰ سال
- ۳۱-۴۰ سال
- ۴۱-۵۰ سال
- ۵۱-۶۰ سال
- ۶۱-۷۰ سال
- ۷۱-۸۰ سال
- بیشتر از ۸۰ سال

Q7.

کار روزانه ی شما جزو کدام یک از موارد زیر میباشد؟

- شاغل
- خانه دار
- دانش آموز / دانش جو
- بازنشسته
- بیکار
- غیره

Q8.

وضعیت خانوار

- مجرد
- پدر/مادر مجرد با فرزند
- متاهل بدون فرزند

- متاهل با فرزند
- (خانه اشتراکی (همخانه/هم اتاق
- غیره

Q9.
میزان تحسیلات

- دبستان/ راهنمایی
- دیپلم متوسطه
- تحسیلات دانشگاهی

Q10.
؟آیا شما عضو کادر درمانی (پزشک، پرستار یا دانشجوی علوم پزشکی) هستید

- بله
- خیر

Q11.
:کشور محل اقامت

Q12.
به عنوان مثال: بیماریهای تنفسی/ قلبی، اختلالات متابولیک مانند دیابت، پیشینه ی سرطان **) ؟**آیا از بیماری مزمن یا وضعیت نامناسب جسمی رنج میبرید **(**یا بیماریهایی که نیاز به درمان بلند مدت دارند

- بله
- خیر

Q13.
؟از چه طریقی به این پرسشنامه دسترسی یافتید

- فیسبوک
- توییتر
- اینستاگرام
- لینکد این
- واتس اپ
- غیره

Supplemental Table 1a: Daily stage classification of community containment measures taken by country in March 2020.

	Netherlands	Germany	Italy
1-3-2020	STAGE I	UNCLEAR	STAGE III
2-3-2020	STAGE I	UNCLEAR	STAGE III
3-3-2020	STAGE I	UNCLEAR	STAGE III
4-3-2020	STAGE I	UNCLEAR	STAGE III
5-3-2020	STAGE I	UNCLEAR	STAGE III
6-3-2020	STAGE I	UNCLEAR	STAGE III
7-3-2020	STAGE I	UNCLEAR	STAGE III
8-3-2020	STAGE I	UNCLEAR	STAGE III
9-3-2020	STAGE I	STAGE II	STAGE IV
10-3-2020	STAGE II	STAGE II	STAGE IV
11-3-2020	STAGE II	STAGE II	STAGE IV
12-3-2020	STAGE II	STAGE II	STAGE IV
13-3-2020	STAGE II	STAGE II	STAGE IV
14-3-2020	STAGE II	STAGE II	STAGE IV
15-3-2020	STAGE III	STAGE II	STAGE IV
16-3-2020	STAGE III	STAGE III	STAGE IV
17-3-2020	STAGE III	STAGE III	STAGE IV
18-3-2020	STAGE III	STAGE III	STAGE IV
19-3-2020	STAGE III	STAGE III	STAGE IV
20-3-2020	STAGE III	STAGE III	STAGE IV
21-3-2020	STAGE III	STAGE III	STAGE IV
22-3-2020	STAGE III	STAGE III	STAGE IV
23-3-2020	STAGE III	STAGE III	STAGE IV
24-3-2020	STAGE III	STAGE III	STAGE IV
25-3-2020	STAGE III	STAGE III	STAGE IV
26-3-2020	STAGE III	STAGE III	STAGE IV
27-3-2020	STAGE III	STAGE III	STAGE IV
28-3-2020	STAGE III	STAGE III	STAGE IV
29-3-2020	STAGE III	STAGE III	STAGE IV
30-3-2020	STAGE III	STAGE III	STAGE IV
31-3-2020	STAGE III	STAGE III	STAGE IV

Stage I: Low Impact Containment Measures (corresponding to interventions 1,2, and 3)
Stage II: Focused Measures to Increase Social Distance (corresponding to interventions 4 and 5)
Stage III: Community-Wide Measures to Increase Social Distance (corresponding to intervention 6)
Stage IV: Widespread Community Quarantine, Including Cordon Sanitaire (corresponding to intervention 7)

Supplemental Text 2: Interventions of Community Containment Measures, Centers for Disease Control and Prevention.

As adopted from https://www.cdc.gov/sars/guidance/d-quarantine/app1.html.

- **Intervention 1:** Passive monitoring
- **Intervention 2:** Active Monitoring without Explicit Activity Restrictions
- **Intervention 3:** Active Monitoring with Activity Restrictions (Quarantine)
- **Intervention 4:** Working Quarantine
- **Intervention 5:** Focused Measures to Increase Social Distance
- **Intervention 6:** Community-Wide Measures to Increase Social Distance
- **Intervention 7:** Widespread Community Quarantine, Including Cordon Sanitaire

Supplemental Table 1b: Daily stage classification in timelines: the Netherlands

Date	Government	Action
27.01.2020	National	The Ministry of Health Care and Sports announces that COVID-19 is classified as an illness of category "A": residents have a reporting obligation when suspicion arises that they are infected, or they suspect others to be infected.
02.02.2020	National	The Ministry of Foreign Affairs brings Dutch citizens back from Wuhan. None of the 15 evacuated people are infected.
05.03.2020	National	Minister Bruins announces that the national organization of the GGD (local public health service) is going to distribute face masks and other protective gear among all doctors and health care providers in the Netherlands.
09.03.2020	National	Jaap van Dissel (virologist and head of the RIVM) and the government ask residents to follow the advice closely and stop shaking hands. Residents of the province of Noord-Brabant are asked to work from home as much as possible.
10.03.2020	National	Family members of someone infected with SARS-CoV-2 will not be tested anymore, in order to save the number of available tests and to relieve test laboratories.
	National	Big events in Noord-Brabant are canceled (festivals, concerts, Carnaval, fair at the Technical University of Eindhoven, football games). Schools, restaurants, cafes, and clubs are still open.
12.03.2020	National	Minister Bruins announces new measures, at least until 31.03.2020. Residents who have minor complaints (having a cold, coughing, with or without fever) should stay home. Meetings with 100 people or more are not allowed. Residents from all regions in the Netherlands should work from home as much as possible. Vulnerable citizens should avoid large groups and public transport and visiting vulnerable people should be limited. Health care providers and residents who do vital jobs are asked to only stay home if they have complaints along with a fever. Colleges and universities are advised to provide online education. Primary schools, secondary schools and vocational schools (MBO) remain open for now. Later that evening a motion is accepted in the “Tweede Kamer” (House of Representatives): parents who keep their healthy children at home will not receive a fine.
13.03.2020	National	Hospitals throughout the Netherlands postpone non-urgent operations, partly because of the impending shortage of protective gear (such as mouth masks), and to ensure staff is available for acute care. The number of Intensive Care (IC) beds is being expanded.
15.03.2020	National	Minister Bruins and minister Slob announce new, sharper measures, at least until 06.04.2020. As of 6 pm this day, all catering industries will be closed (restaurants, cafes, coffee shops, sex clubs, other places to go out), sport clubs and saunas. Delivery of meals and beverages is still allowed. All schools in the Netherlands are closed and are asked to prioritise adapted education for graduating students. Special shelter at schools will be opened for children from parents working in “vital jobs“ (such as healthcare, education, public transport, food supply, transport, waste processing, day-care, media and communication, emergency services, and necessary

		government processes). All residents should keep 1.5 meters distance from each other, when possible.
16.03.2020	National	In addition to the measures of 15.03.2020: take-away of meals and beverages and take-away from coffee shops (Dutch establishments for the sale of cannabis) are also allowed.
	National	Speech from Prime Minister Mark Rutte. The Cabinet pursues group-immunity, since the expectation will be that most of the residents in the Netherlands will get infected with the coronavirus.
17.03.2020	National	Ministers Hoekstra, Koolmees and Wiebes announce a support package, containing 10-20 billion euros for the first 3 months. There will be support for reduction of working hours (the government will take over 90% of the salaries), self-employed residents, and temporarily no payment of tourist taxes. Companies will not have to pay taxes in the coming 3 months, there is a postponement of 6 months of loan repayment from small businesses, and the companies that are most affected will immediately receive €4.000 for support.
18.03.2020	National	The Eurovision Song Contest 2020 in Rotterdam has officially been canceled.
19.03.2020	National	Minister Bruins resigns, after he fainted because of overtiredness. Minister van Rijn will temporarily replace him, and he will be assisted by minister De Jonge during this COVID-19epidemic.
20.03.2020	National	Speech from king Willem-Alexander, to encourage the residents of the Netherlands in these times. He speaks of alertness, solidarity and warmth: we should all try to hold on to these things, which will help us through this crisis, even if it takes longer than expected.
23.03.2020	National	Existing measures will be expanded and new measures will be added. People are only allowed to go outside if absolutely necessary like for grocery shopping or for work if employed in vital jobs. If outside, a distance of 1.5 meter must be kept, no social gatherings of groups are allowed. Stay home if anyone in the household shows signs or symptoms of corona. All social gatherings are prohibited until 1.6.2020, with an exception of funerals and church weddings. Shops and public transport are obliged to keep distance. Mayors are allowed to prohibit grouping of people in public areas, if groups larger than 3 people. van Rijn. There are new measures and current measures are expanded: residents should stay home as much as possible. People should only go outside for work, if they cannot work from home, for groceries or to take care of other people. Residents are allowed to get a breath of fresh air, but not in groups. Everyone should always keep a minimum of 1.5 meters distance from each other, avoid social gatherings and groups. At home it is also advised to have a maximum of 3 people visiting during which everyone should keep their distance too. If someone in a household has fever, every member of the household has to stay home. The exception are people who have vital jobs, unless they fall ill themselves. All social gatherings are prohibited until 01.06.2020, regardless of the number of people, There will be a special exception on this rule for funerals and church weddings. Shops and public transport are obligated to take measures to keep people at distance, such as a door policy. Hairdressers, beauticians, and other contact professions in the field of beauty and

		grooming are not allowed to practice their profession until at least 06.04.2020. Mayors are allowed to prohibit grouping of people in certain areas, such as parks, beaches or districts. This applies to groups of 3 or more people, who are not able to keep a distance of 1.5 meters from each other. Exceptions are people who live in the same household and children. Markets are still allowed if they are an essential part of the food chain. Mayors will have the possibility to act faster and easier to maintain the measures, through an emergency ordinance. Fines can also be imposed, if measures are not being followed.
24.03.2020	National	This year, there will not be any national, centrally organized exams on secondary schools. Instead, graduation classes will be able to achieve high school diplomas based on the locally organised school exams.
27.03.2020	National	Prime Minister Rutte holds another press conference. Again, he asks residents to follow the previously mentioned advice closely: stay at home as much as possible, keep at least 1.5 meter distance from each other and stay home if there are any complaints. He also specifically asked people to stay home on the weekend, since there were still a lot of people outside in the previous weekend. Furthermore, he repeated his amazement of residents who work in vital processes (such als people in health care, but also police officers, cleaners, and people working in logistics and transport). On 31.03.2020 a meeting will be held about how measures will continue after 06.04.2020, the so-called ""expire""-date of the current measures. Eventually, he also speaks about the impact on the economy, assures residents that the government is trying to limit the impact as much as possible, and that there will be economic support for several people in specific situations.
31.03.2020	National	Prime Minister Rutte states in a press conference that governmental measures will be extended until April 28th.

Supplemental Table 1c: Daily stage classification in timelines: Germany

Date	Government	Action
09.03.2020	Federal	Agreement to facilitate a fund to compensate reduced hours, infrastructure investment, liquidity support, financial guarantees, and tax deferrals for business affected by the COVID-19 epidemic
	Federal	Minister of Health Spahn urges the population to "do their part": washing hands, keeping distance, refraining from attending public events and traveling, working from home. He recommends canceling events with more than 1000 people, but does not call for closure of schools and daycare.
	Bavaria	Consideration to cancel all events with more than 1000 people until April 10th, following Health Minister Spahn's recommendation.
10.03.2020	Federal	Spahn urges the population to act in solidarity and to brace for further restrictions of public life, in order to lower the number of new infections. Minister for Economic Affairs Peter Altmaier announces expansion of governmental support if necessary and expects a recession.
11.03.2020	Federal	Angela Merkel makes first public statements on the coronavirus crisis: containing the spread of the virus is the central task; we need to slow it down so we don't stress our healthcare system too much; the situation is similar to 2008 with regards to its severity, but different regarding the number of unknown variables.
12.03.2020	Federal	President Steinmeier calls for solidarity among the population
	Federal	Minister for Family Affairs, Senior Citizens, Women and Youth Giffey asks for specific protection for the elderly
	All states	Prime Ministers agree to "further contain the spread of the virus". No other agreements on coordinated action
	Federal	Chancellor Merkel reports that she and the state Prime Ministers agreed to cancel all non-essential events with less than 1000 people. She reassures that the German government will do whatever is necessary to stabilize the economy, regardless of new debts, and urges to avoid any social contact that isn't necessary, but leaves closure of schools and daycare to the individual states.
	Bavaria	Prime Minister Markus Söder no longer rules out state-wide closure of schools and daycare. Decision to be made on March 12th or 13th
13.03.2020	Federal	Minister for Finance and Vice Chancellor Scholz calls for optimism: "we will master this crisis together". He expects that many businesses will have to reduce their production capacities.
	Federal	Parliament passes law to facilitate short-time work
	Federal	Scholz promises unlimited loans to help businesses

	Federal	Merkel announces that the German government will do whatever it takes to get through this "unique crisis"
	Saarland	Starting on March 16th: closure of all public schools and daycare until April 24th (end of Easter holidays); limitations on visits to hospitals and retirement homes.
	Berlin	Starting on March 16th: closure of all public schools and daycare.
	Bavaria	Cafes and Restaurants will not be closed, recommendation to cancel events with more than 100 people"
14.03.2020	Federal	Spahn urges German travelers returning from Austria, Italy, and Switzerland to "avoid any unnecessary contacts with others" and to "self-quarantine" for two weeks
	Federal	Minister of Food, Agriculture and Consumer Protection Klöckner asks citizens not to refrain from panic buying but to fill their supplies moderately. Supply shortfalls do currently not exist in Germany
	Berlin	Starting on March 15th: prohibition of events with more than 50 people,closure of cinemas, theatres, museums, concert halls, clubs, bars, trade shows, and arcades.
	Mecklenburg-Western Pomerania	Starting on March 16th: closure of all public schools and daycare
15.03.2020	Federal	Minister of Defence Kramp-Karrenbauer pledges the German military's full support to fight the coronavirus crisis
	Federal	Starting on March 16th, 8:00 AM: partial closure of borders to Austria, France, Switzerland and Danish border
	Federal	Giffey promised more support for short-time employees with children, mainly to give them access to child benefits.
	Hamburg	Prohibition of all public and private events regardless of the number of people
16.03.2020	Federal	Head of the Chancellery Braun assures that there are no supply shortages
	Federal	Ministry for Economic Affairs and Energy expects a significant and prolonged economic downturn
	Federal	Members of the German parliament discuss if constitutional changes are necessary to maintain legislative powers during crises
	Federal & all states	Common agreement: closure of shops except for grocery stores, drug stores, banks, petrol stations, and other essential businesses, limited opening hours for restaurants, closure of playgrounds, hotels and other accommodations are closed for tourists, prohibition of religious services and gatherings, association meetings, and bus travel
	Federal	Minister of Justice and Consumer Protection Lambrecht announces that businesses that can't pay their bills due to the coronavirus crisis are exempt from filing for bankruptcy until September

	Federal	Merkel calls the coronavirus crisis the biggest challenge since World War II. Besides the decisions made earlier today, holiday travel within Germany and abroad will be prohibited temporarily
	Bavaria	Announcement of a state of emergency
17.03.2020	Federal	Robert-Koch-Institut sets risk assessment to "High"
	Federal	Robert-Koch-Institut: restrictions on public life could last for 2 years
	Federal & all states	Agreement on hospital emergency plan: creation of temporary hospital capacities in hotels, public halls, etc. in order to provide more space for intensive care units (ICUs) in hospitals
	Schleswig-Holstein	Starting on March 18th: tourists are no longer allowed to enter the state
18.03.2020	Federal	Braun: currently no plans for nationwide curfew, however, social contacts must be reduced significantly to slow down spread of the virus
	Federal	Minister for Education and Research Karliczek stresses that development of a vaccine takes time, no quick results to be expected
	Federal	Angela Merkel will address the public in a TV speech
19.03.2020	Saxony-Anhalt	Closure of hotels, camping grounds, and bed & breakfasts for tourists until April 19th
20.03.2020	Regional	In Rhineland-Palatinate, Bremen, Hesse, Baden-Württemberg, Lower Saxony, Hamburg, Mecklenburg-Western Pomerania: Closure of restaurants, prohibition of meetings with more than 3-5 people (number can differ per state)
21.03.2020	Federal	Governments to take on €150 billion in new debt
	Federal & all states	Meeting on potential nationwide curfews planned for Sunday
	Berlin	Closure of restaurants, prohibition of meetings with more than 10 people
22.03.2020	Federal	Scholz is skeptical of curfews
	Federal	Minister for Transport, Building and Urban Development Scheuer considers plans to keep logistics hubs open 24 hours to prevent potential supply shortages
	Federal	Government increases aid to hospitals to €7.8 billion after criticism
	Federal	Nationwide 2-week prohibition of meetings with more than 2 people, except for core families, partners, job reasons, public transit, and funerals, with fines up to €25,000; closure of all remaining restaurants and hair dressers
23.03.2020	Federal	Cabinet provide for financial aid package today, including up to €50 billion direct support for small businesses and freelancers, facilitation of government investment in large

		companies, temporary prohibition of evictions due to rent debt, and easier access to short-time work compensation
	Federal	Scholz: based on estimations of a 5%-drop in economic growth, the government passed a financial aid package of €750 billion, including €156 billion new debt
24.03.2020	Northrine-Westphalia	Fines for not following curfew rules: Meeting outside with more than 2 people: €200 per person, having a picnic or barbecue: €250 per person, organising a sports event: €1000, eating take-out closer than 50m from restaurant: €200, violating visiting rules in retirement homes: €200, keeping a bar, club or gym open: €5000, keeping a restaurant open: €4000
	Brandenburg	Cancellation of larger events in May and June
25.03.2020	Federal	Giffey is afraid of increased cases of domestic violence due to restrictions
	Federal	Scholtz stresses the need to work together to ensure three things: keep the health system working, protect people's incomes and protect jobs & businesses.
	All states	Ministers for Education agree not to cancel school-leaving exams
	All states	The Bundesrat (the states' representative body at the federal level) agrees to a supplementary budget without any amendments
26.03.2020	Saarland	State tightens movement restrictions
	Federal	Annegret Kramp-Karrenbauer calls for isolation of risk groups
27.03.2020	Federal	Angela Merkels warns that debate on how to end restrictions comes too early
28.03.2020	Federal	Helge Braun clarifies that there will be no loosening of restrictions before April 20, senior citizens will have to live with restrictions even longer
29.03.2020	Federal	Olaf Scholz is against loosening restrictions for economic reasons. Corona Premiums for employees up to €1500 are exempt from taxes. Peter Altmaier calls for a comprehensive aid program for German economy to make it more competitive as part of measures to fight Corona.
30.03.2020	Federal & all states	Government sees currently no room for loosening restrictions any time soon. State prohibits any further admissions to retirement homes. Also, in all states the restrictions are extended until April 19, 2020. Angela Merkels third test is also negative.

Supplemental Table 1d: Daily stage classification in timelines: Italy

Date	Government	Action
31.01.2020	National	Government suspends all flights to and from China and declares 'a state of emergency'. There was also the introduction of thermal scanners and temperatures of all international passengers have to be checked at Italian airports.
22.02.2020	National	Quarantine zones (red zones) are established in more than 11 municipalities in northern Italy. The surrounding areas are yellow zones. Non-compliance to the measures can be punished (from a fine of €206,- to imprisonment for up to 3 months) Several activities, such as the Carnival of Venice, are cancelled. Several universities in Lombardy, Veneto, Trentino Alto-Adige, Piedmont and Emilia-Romagna cancel all activities.
26.02.2020	National	Locatelli (Director of the Italian National Institute of Health) declares that testing will only be done on symptomatic patients.
27.02.2020	National	In Taranto, Apulia, all schools and several universities are closed until the 29th of February. Online programmes are being developed to teach students online, which will start around the 2nd of March.
28.02.2020	National	Universities in Lombardy extend the closures until March 7.
01.03.2020	National	President Conte signed a decree, thereby incorporating and extending some of the measures already adopted for the containment and management of the COVID-19 epidemic. The decree introduces further measures aimed at regulating the interventions in a unified way and ensuring uniformity throughout the nation. Italy is divided into 3 areas: 1. Red zone (Bertonico, Casalpusterlengo, Castelgerundo, Castiglione D'Adda, Codogno, Fombio, Maleo, San Fiorano, Somaglia and Terranova dei Passerini in Lombardy, and the municipality of Vò in Veneto). Here the whole population is quarantined. 2. Yellow zone (regions of Lombardy, Veneto and Emilia-Romagna). Social and sports events are being canceled and schools, theatres, clubs and cinemas are closed. 3. The rest of the country: safety and prevention measures are displayed in public places, and special cleansings of public transport are performed.
04.03.2020	National	President Conte and the Minister of Education, Lucia Azzolina, announced suspension throughout Italy for educational activities (e.g. schools and universities) from 5 to 15 March in order to contain the epidemic. Italy has reached 100 deaths.
06.03.2020	National	The Council of Ministers approved a decree-law that introduces extraordinary and urgent measures to counter the epidemiological emergency from COVID-19.
08.03.2020	National	Prime Minister Conte has signed a new decree implementing further measures for the national containment and management of the epidemiological emergency from COVID-19, illustrated in a press conference. More specifically, the new decree expands the lockdown to the whole region of Lombardy and 14 other northern provinces. All gyms, swimming pools and wellness centers are shut and

		shopping malls have to be closed for the weekend. Other commercial activities can remain open, as long as a distance of at least 1 meter can be assured.
09.03.2020	National	All sports events in Italy are cancelled, except for Italian sports clubs or national teams that participate in international competitions. It is also forbidden to gather people in public places or locations open to the public. These provisions have effect from March 10th, 2020 and are effective until April 3rd, 2020. In the evening, the President illustrated the decree at a press conference.
11.03.2020	National	In the evening, President Conte signed the new decree containing further measures. During the live press conference, the President announced the closure of all commercial and retail activities, with the exception of grocery stores, basic necessities, pharmacies and parapharmacies.All commercial and retail businesses, except for essential services (such as supermarkets and pharmacies), are closed.
19.03.2020	National	A task force of doctors from all over Italy is created to support regional and national healthcare structures. The task force will consist of a maximum of 300 doctors that participate on a voluntary basis. Thereby, the army is deployed in Bergamo, the city most affected by COVID-19, as the city itself can no longer cope with the number of deaths.
20.03.2020	National	The Ministry of Health signed an decree for stricter regulation of unrestricted movement, such as public access to parks, villas, play areas and public gardens, and restrictions on recreational or outdoor activities, such as open-air sports and running. Movement towards a residence different from one's main residence is prohibited. The ordinance also requires the closure of the food and beverage service establishments, located inside the railway and lake stations, and local service and refueling areas.
22.03.2020	National	A new ordinance is adopted which prohibits all persons from moving or moving with public or private means of transport in a municipality other than that in which they are located, except for essential work, of absolute urgency or for health reasons. In the evening the President Conte signed a decree for the closure of non-essential or strategic production activities, such as grocery stores, pharmacies, basic necessities shops and essential services. The provisions have effect from March 23th, 2020 and are effective until April 3rd, 2020. The same decree applies, to those referred to in the Prime Minister's decree of March 11th, 2020, as well as to those provided for by the Minister of Health of March 20th, 2020.
24.03.2020	National	The Council of Ministers approves a decree-law, which makes it easier for regional governments to bring in stricter rules for predetermined periods (lasting no more than thirty days) until the end of the state of emergency, set at 31 July 2020. The application of the measures may be modulated up or down according to the epidemiological trend of COVID-19. Prime minister Conte announces bigger fines when rules around the quarantine are being broken, with fines up to €3.000,-.
25.03.2020	National	Companies that had not been suspended by the Prime Ministerial Decree of 22 March 2020 and who, due to the effect of this decree, will have to suspend their business, will be allowed to complete the activities necessary for the suspension, including the shipment of goods in storage, up to the date March 28, 2020.
30.03.2020	National	The government informed its citizens that they should be ready for a lengthy confinement that would only be lifted gradually. Italy has nearly 10,800 deaths due to COVID-19, the highest death toll among European countries.

Supplemental Table 2a: Belief in the effectiveness of policy recommendations during the COVID-19 pandemic in the Netherlands, by gender.

	Male				Female				Other			
No.	2,492				6,095				24			
Belief in effectiveness of recommendations (%)	Probably true	Probably false	Don't know	Missing	Probably true	Probably false	Don't know	Missing	Probably true	Probably false	Don't know	Missing
Avoid social gatherings	2,447 (98.7)	27 (1.1)	6 (0.2)	12	6,008 (99.0)	33 (0.5)	25 (0.4)	29	24 (100.0)	0 (0.0)	0 (0.0)	0
Selective closure of public places/locations	2,368 (95.4)	78 (3.1)	36 (1.5)	10	5,767 (95.2)	156 (2.6)	135 (2.2)	37	23 (95.8)	0 (0.0)	1 (4.2)	0
Implementation of hand hygiene measures	2,334 (93.8)	86 (3.5)	68 (2.7)	4	5,885 (97.0)	81 (1.3)	100 (1.7)	29	21 (87.5)	2 (8.3)	1 (4.2)	0
Implementation of respiratory measures	2,338 (94.3)	87 (3.5)	55 (2.2)	12	5,779 (95.4)	141 (2.3)	141 (2.3)	34	22 (91.7)	2 (8.3)	0 (0.0)	0
Complete social lockdown/isolation	1,519 (61.3)	654 (26.4)	306 (12.3)	13	3,532 (58.4)	1,322 (21.8)	1,190 (19.7)	51	12 (52.2)	7 (30.4)	4 (17.4)	1

For full questionnaire and wording, see Supplement I.
Response percentages may not add up to 100% due to rounding.

Supplemental Table 2b: Belief in the effectiveness of policy recommendations during the COVID-19 pandemic in the Netherlands, by age.

	≤ 20 years				21-40 years				41-60 years				> 60 years			
No.	675				4,034				2,836				1,066			
Belief in effectiveness of recommendations (%)	Probably true	Probably false	Don't know	Missing	Probably true	Probably false	Don't know	Missing	Probably true	Probably false	Don't know	Missing	Probably true	Probably false	Don't know	Missing
Avoid social gatherings	658 (97.8)	10 (1.5)	5 (0.7)	2	3,982 (99.0)	27 (0.7)	12 (0.3)	13	2,791 (99.0)	16 (0.6)	11 (0.4)	18	1,048 (99.0)	7 (0.7)	3 (0.3)	8
Selective closure of public places/locations	630 (93.6)	26 (3.9)	17 (2.5)	2	3,803 (94.5)	132 (3.3)	88 (2.2)	11	2,702 (96.2)	57 (2.0)	49 (1.8)	28	1,023 (96.5)	19 (1.8)	18 (1.7)	6
Implementation of hand hygiene measures	628 (93.3)	23 (3.4)	22 (3.3)	2	3,837 (95.3)	101 (2.5)	87 (2.2)	9	2,738 (97.0)	37 (1.3)	46 (1.6)	15	1,037 (97.9)	8 (0.8)	14 (1.3)	7
Implementation of respiratory measures	591 (88.0)	42 (6.3)	39 (5.8)	3	3,777 (94.1)	135 (3.4)	103 (2.6)	19	2,742 (97.1)	37 (1.3)	43 (1.5)	14	1,029 (97.4)	16 (1.5)	11 (1.0)	10
Complete social lockdown/isolation	318 (47.5)	208 (31.1)	143 (21.4)	6	2,511 (62.7)	924 (23.1)	573 (14.3)	26	1,660 (59.0)	613 (21.8)	541 (19.2)	22	574 (54.4)	238 (22.6)	243 (23.0)	11

For full questionnaire and wording, see Supplement I.
Response percentages may not add up to 100% due to rounding.

Supplemental Table 2c: Belief in the effectiveness of policy recommendations during the COVID-19 pandemic in the Netherlands, by daily activity.

	Paid Job				Homemaker/ Unemployed				Student				Retired				Other			
No.	4,885				573				2,272				557				324			
Belief in effectiveness of recommendations (%)	Probably true	Probably false	Don't know	Missing	Probably true	Probably false	Don't know	Missing	Probably true	Probably false	Don't know	Missing	Probably true	Probably false	Don't know	Missing	Probably true	Probably false	Don't know	Missing
Avoid social gatherings	4,813 (99.0)	31 (0.6)	16 (0.3)	25	567 (99.5)	2 (0.4)	1 (0.2)	3	2,233 (98.6)	23 (1.0)	9 (0.4)	7	550 (99.5)	2 (0.4)	1 (0.2)	4	316 (98.1)	2 (0.6)	4 (1.2)	2
Selective closure of public places/ locations	4,635 (95.5)	135 (2.8)	84 (1.7)	31	549 (96.3)	8 (1.4)	13 (2.3)	3	2,138 (94.3)	72 (3.2)	57 (2.5)	5	537 (97.3)	9 (1.6)	6 (1.1)	5	299 (93.2)	10 (3.1)	12 (3.7)	3
Implementation of hand hygiene measures	4,693 (96.5)	87 (1.8)	84 (1.7)	21	551 (96.3)	8 (1.4)	13 (2.3)	1	2,144 (94.5)	64 (2.8)	60 (2.7)	4	542 (98.4)	4 (0.7)	5 (0.9)	6	310 (96.0)	6 (1.9)	7 (2.2)	1
Implementation of respiratory measures	4,678 (96.2)	102 (2.1)	82 (1.7)	23	536 (94.4)	15 (2.6)	17 (3.0)	5	2,078 (91.8)	100 (4.4)	86 (3.8)	8	540 (98.5)	7 (1.3)	1 (0.2)	9	307 (95.1)	6 (1.9)	10 (3.1)	1
Complete social lockdown/isolation	2,932 (60.5)	1,114 (23.0)	801 (16.5)	38	368 (64.7)	89 (15.6)	112 (19.7)	4	1,267 (56.1)	594 (26.3)	398 (17.6)	13	304 (55.4)	123 (22.4)	122 (22.2)	8	192 (59.6)	63 (19.6)	67 (20.8)	2

For full questionnaire and wording, see Supplement I.
Response percentages may not add up to 100% due to rounding.

Supplemental Table 2d: Belief in the effectiveness of policy recommendations during the COVID-19 pandemic in the Netherlands, by household composition.

	Single				Parent(s) with child(ren)				Living with partner				Shared flat				Other			
No.	1,391				2,740				2,339				1,558				583			
Belief in effectiveness of recommendations (%)	Probably true	Probably false	Don't know	Missing	Probably true	Probably false	Don't know	Missing	Probably true	Probably false	Don't know	Missing	Probably true	Probably false	Don't know	Missing	Probably true	Probably false	Don't know	Missing
Avoid social gatherings	1,368 (98.6)	11 (0.8)	8 (0.6)	4	2,696 (99.1)	15 (0.6)	9 (0.3)	20	2,313 (99.2)	14 (0.6)	4 (0.2)	8	1,537 (99.0)	11 (0.7)	4 (0.3)	6	565 (97.4)	9 (1.6)	6 (1.0)	3
Selective closure of public places/locations	1,311 (94.8)	42 (3.0)	30 (2.2)	8	2,609 (96.1)	64 (2.4)	41 (1.5)	26	2,229 (95.6)	57 (2.5)	45 (1.9)	8	1,477 (94.9)	48 (3.1)	32 (2.1)	1	532 (91.9)	23 (4.0)	24 (4.2)	4
Implementation of hand hygiene measures	1,322 (95.5)	35 (2.5)	27 (2.0)	7	2,632 (96.6)	40 (1.5)	53 (1.9)	15	2,278 (97.7)	30 (1.3)	23 (1.0)	8	1,475 (94.7)	42 (2.7)	40 (2.6)	1	533 (91.7)	22 (3.8)	26 (4.5)	2
Implementation of respiratory measures	1,312 (95.0)	40 (2.9)	29 (2.1)	10	2,620 (96.4)	50 (1.8)	49 (1.8)	21	2,250 (96.5)	43 (1.8)	38 (1.6)	8	1,446 (93.1)	59 (3.8)	48 (3.1)	5	511 (88.0)	38 (6.5)	32 (5.5)	2
Complete social lockdown/isolation	860 (62.5)	302 (21.9)	215 (15.6)	14	1,662 (61.1)	573 (21.1)	485 (17.8)	20	1,377 (59.3)	507 (21.8)	438 (18.9)	17	886 (57.2)	427 (27.6)	235 (15.2)	10	278 (48.0)	174 (30.1)	127 (22.0)	4

For full questionnaire and wording, see Supplement I.
Response percentages may not add up to 100% due to rounding.

Supplemental Table 2e: Belief in the effectiveness of policy recommendations during the COVID-19 pandemic in the Netherlands, by highest educational qualification.

	Primary/Secondary				Tertiary vocational				Tertiary academic			
No.	635				1,991				5,985			
Belief in effectiveness of recommendations (%)	Probably true	Probably false	Don't know	Missing	Probably true	Probably false	Don't know	Missing	Probably true	Probably false	Don't know	Missing
Avoid social gatherings	616 (98.1)	8 (1.3)	4 (0.6)	7	1,952 (98.6)	19 (1.0)	9 (0.5)	11	5,911 (99.1)	33 (0.6)	18 (0.3)	23
Selective closure of public places/locations	587 (93.6)	21 (3.4)	19 (3.0)	8	1,884 (95.3)	58 (2.9)	35 (1.8)	14	5,687 (95.4)	155 (2.6)	118 (2.0)	25
Implementation of hand hygiene measures	606 (96.2)	6 (1.0)	18 (2.9)	5	1,894 (95.7)	48 (2.4)	37 (1.9)	12	5,740 (96.2)	115 (1.9)	114 (1.9)	16
Implementation of respiratory measures	588 (93.6)	15 (2.4)	25 (4.0)	7	1,870 (94.5)	64 (3.2)	45 (2.3)	12	5,681 (95.4)	151 (2.5)	126 (2.1)	27
Complete social lockdown/isolation	343 (54.6)	137 (21.8)	148 (23.6)	7	1,091 (55.2)	465 (23.5)	419 (21.2)	16	3,629 (61.1)	1,381 (23.2)	933 (15.7)	42

For full questionnaire and wording, see Supplement I.
Response percentages may not add up to 100% due to rounding

Supplemental Table 2f: Belief in the effectiveness of policy recommendations during the COVID-19 pandemic in the Netherlands, by healthcare provider or (bio-)medical student, and by chronic illness or being in poor medical condition.

	Healthcare provider or (bio-)medical student								Chronic illness or being in poor medical condition							
	Yes				No				Yes				No			
No.	1,572				7,039				7,083				1,528			
Belief in effectiveness of recommendations (%)	Probably true	Probably false	Don't know	Missing	Probably true	Probably false	Don't know	Missing	Probably true	Probably false	Don't know	Missing	Probably true	Probably false	Don't know	Missing
Avoid social gatherings	1,547 (98.9)	11 (0.7)	7 (0.5)	7	6,932 (99.0)	49 (0.7)	24 (0.3)	34	1,508 (99.2)	7 (0.5)	6 (0.4)	7	6,971 (98.9)	53 (0.8)	25 (0.4)	34
Selective closure of public places/locations	1,509 (96.2)	36 (2.3)	23 (1.5)	4	6,649 (95.0)	198 (2.8)	149 (2.1)	43	1,462 (96.3)	36 (2.4)	20 (1.3)	10	6,696 (95.0)	198 (2.8)	152 (2.2)	37
Implementation of hand hygiene measures	1,524 (97.3)	22 (1.4)	20 (1.3)	6	6,716 (95.8)	147 (2.1)	149 (2.1)	27	1,476 (97.0)	27 (1.8)	19 (1.3)	6	6,764 (95.9)	142 (2.0)	150 (2.1)	27
Implementation of respiratory measures	1,491 (95.2)	39 (2.5)	37 (2.4)	5	6,648 (95.0)	191 (2.7)	159 (2.3)	41	1,458 (96.2)	27 (1.8)	30 (2.0)	13	6,681 (94.8)	203 (2.9)	166 (2.4)	33
Complete social lockdown/isolation	946 (60.6)	379 (24.3)	235 (15.1)	12	4,117 (58.9)	1,604 (23.0)	1,265 (18.1)	53	955 (63.3)	292 (19.4)	262 (17.4)	19	4,108 (58.4)	1,691 (24.0)	1,238 (17.6)	46

For full questionnaire and wording, see Supplement I.
Response percentages may not add up to 100% due to rounding

Supplemental Table 2g: Being informed about policy recommendations during the COVID-19 pandemic in the Netherlands, by gender.

	Male	Female	Other
No.	2,492	6,095	24
Primary sources used to acquire information (%)*			
Television	1,823 (73.2)	4,773 (78.3)	17 (70.8)
Newspaper, mobile news application	1,685 (67.6)	3,725 (61.1)	12 (50.0)
Social media	970 (38.9)	2,457 (40.3)	14 (58.33)
Radio	346 (13.9)	727 (11.9)	4 (16.7)
Official health hotlines	37 (1.5)	90 (1.5)	0 (0.0)
Official health websites	896 (36.0)	2,456 (40.3)	9 (37.5)
Healthcare professionals	107 (4.3)	272 (4.5)	2 (8.3)
People I speak to on a daily basis	673 (27.0)	1,610 (26.4)	10 (41.7)
Have been sufficiently informed (%)			
Probably true	2,268 (91.0)	5,552 (91.1)	19 (79.2)
Probably false	87 (3.5)	183 (3.0)	1 (4.2)
Not sure	132 (5.3)	342 (5.6)	2 (8.3)
No opinion	5 (0.2)	18 (0.3)	2 (8.3)

For full questionnaire and wording, see Supplement I.
Response percentages may not add up to 100% due to rounding.
** Respondents were asked to choose the top 3 used information sources.*

Supplemental Table 2h: Being informed about policy recommendations during the COVID-19 pandemic in the Netherlands, by age.

	≤ 20 years	21-40 years	41-60 years	> 60 years
No.	675	4,034	2,836	1,066
Primary sources used to acquire information (%)*				
Television	502 (74.4)	2,803 (69.5)	2,363 (83.3)	945 (88.7)
Newspaper, mobile news application	385 (57.0)	2,698 (66.9)	1,686 (59. 5)	653 (61.3)
Social media	352 (52.2)	1,647 (40.8)	1,128 (39.8)	314 (29.5)
Radio	43 (6.4)	326 (8.1)	437 (15.4)	271 (25.4)
Official health hotlines	12 (1.8)	56 (1.4)	44 (1.6)	15 (1.4)
Official health websites	198 (29.3)	1,695 (42.0)	1,145 (40.4)	323 (30.3)
Healthcare professionals	24 (3.6)	201 (5.0)	124 (4.4)	32 (3.0)
People I speak to on a daily basis	334 (49.5)	1,349 (33.4)	467 (16.5)	143 (13.4)
Have been sufficiently informed (%)				
Probably true	587 (87.0)	3,605 (89.4)	2,635 (92.9)	1,012 (94.9)
Probably false	22 (3.3)	159 (3.9)	75 (2.6)	15 (1.4)
Not sure	62 (9.2)	259 (6.4)	117 (4.1)	38 (3.6)
No opinion	4 (0.6)	11 (0.3)	9 (0.3)	1 (0.1)

For full questionnaire and wording, see Supplement I.
Response percentages may not add up to 100% due to rounding.
** Respondents were asked to choose the top 3 used information sources.*

Supplemental Table 2i: Being informed about policy recommendations during the COVID-19 pandemic in the Netherlands, by daily activity.

	Paid job	Homemaker/ Unemployed	Student	Retired	Other
No.	4,885	573	2,272	557	324
Primary sources used to acquire information (%)*					
Television	3,822 (78.4)	467 (81.5)	1,588 (69.9)	502 (90.3)	234 (72.2)
Newspaper, mobile news application	3,094 (63.4)	308 (53.8)	1,500 (66.0)	348 (62.5)	172 (53.1)
Social media	1,846 (37.8)	268 (46.8)	1,008 (44.4)	167 (30.0)	152 (46.9)
Radio	700 (14.3)	76 (13.3)	112 (4.9)	146 (26.2)	43 (13.3)
Official health hotlines	69 (1.4)	7 (1.2)	37 (1.6)	5 (0.9)	9 (2.8)
Official health websites	2,003 (41.0)	208 (36.3)	858 (37.8)	154 (27.7)	138 (42.6)
Healthcare professionals	206 (4.2)	27 (4.7)	112 (4.9)	14 (2.5)	22 (6.8)
People I speak to on a daily basis	1,104 (22.6)	102 (17.8)	961 (42.3)	72 (12.9)	54 (16.7)
Have been sufficiently informed (%)					
Probably true	4,506 (92.2)	509 (88.8)	2,012 (88.6)	529 (95.0)	283 (87.4)
Probably false	146 (3.0)	20 (3.5)	85 (3.7)	9 (1.6)	11 (3.4)
Not sure	223 (4.6)	39 (6.8)	168 (7.4)	19 (3.4)	27 (8.3)
No opinion	10 (0.2)	5 (0.9)	7 (0.3)	0 (0.0)	3 (0.9)

For full questionnaire and wording, see Supplement I.
Response percentages may not add up to 100% due to rounding.
* Respondents were asked to choose the top 3 used information sources.

Supplemental Table 2j: Being informed about policy recommendations during the COVID-19 pandemic in the Netherlands, by household composition.

	Single	Parent(s) with child(ren)	Living with partner	Shared flat	Other
No.	1,391	2,740	2,339	1,558	583
Primary sources used to acquire information (%)*					
Television	978 (70.3)	2,221 (81.1)	1,865 (79.7)	1,091 (70.0)	458 (78.6)
Newspaper, mobile news application	855 (61.5)	1,652 (60.3)	1,529 (65.4)	1,060 (68.0)	326 (55.9)
Social media	582 (41.8)	1,108 (40.4)	812 (34.7)	657 (42.2)	282 (48.4)
Radio	212 (15.2)	336 (12.3)	396 (16.9)	72 (4.6)	61 (10.5)
Official health hotlines	19 (1.4)	39 (1.4)	30 (1.3)	30 (1.9)	9 (1.5)
Official health websites	557 (40.0)	1,129 (41.2)	895 (38.3)	568 (36.5)	212 (36.4)
Healthcare professionals	62 (4.5)	119 (4.3)	107 (4.6)	71 (4.6)	22 (3.8)
People I speak to on a daily basis	383 (27.5)	532 (19.4)	453 (19.4)	697 (44.7)	228 (39.1)
Have been sufficiently informed (%)					
Probably true	1,269 (91.2)	2,522 (92.0)	2,174 (93.0)	1,376 (88.3)	498 (85.4)
Probably false	46 (3.3)	77 (2.8)	58 (2.5)	68 (4.4)	22 (3.8)
Not sure	70 (5.0)	134 (4.9)	102 (4.4)	112 (7.2)	58 (10.0)
No opinion	6 (0.4)	7 (0.3)	5 (0.2)	2 (0.1)	5 (0.9)

For full questionnaire and wording, see Supplement I.
Response percentages may not add up to 100% due to rounding.
** Respondents were asked to choose the top 3 used information sources.*

Supplemental Table 2k. Being informed about policy recommendations during the COVID-19 pandemic in the Netherlands, by highest educational qualification.

	Primary/Secondary	Tertiary vocational	Tertiary academic
No.	635	1,991	5,985
Primary sources used to acquire information (%)*			
Television	502 (79.1)	1,684 (84.6)	4,427 (74.0)
Newspaper, mobile news application	285 (44.9)	1,035 (52.0)	4,102 (68.5)
Social media	292 (46.0)	872 (43.8)	2,277 (38.1)
Radio	106 (16.7)	317 (15.9)	654 (10.9)
Official health hotlines	15 (2.4)	24 (1.2)	88 (1.5)
Official health websites	183 (28.8)	688 (34.6)	2,490 (41.6)
Healthcare professionals	34 (5.4)	97 (4.9)	250 (4.2)
People I speak to on a daily basis	181 (28.5)	461 (23.2)	1,651 (27.6)
Have been sufficiently informed (%)			
Probably true	556 (87.6)	1,800 (90.4)	5,483 (91.6)
Probably false	27 (4.3)	69 (3.5)	175 (2.9)
Not sure	44 (6.9)	114 (5.7)	318 (5.3)
No opinion	8 (1.3)	8 (0.4)	9 (0.2)

For full questionnaire and wording, see Supplement I.
Response percentages may not add up to 100% due to rounding.
** Respondents were asked to choose the top 3 used information sources.*

Supplemental Table 2l: Being informed about policy recommendations during the COVID-19 pandemic in the Netherlands, by healthcare provider or (bio-)medical student, and by chronic illness or being in poor medical condition.

	Healthcare provider or (bio-)medical student		Chronic illness or being in poor medical condition	
	Yes	**No**	**Yes**	**No**
No.	1,572	7,039	7,083	1,528
Primary sources used to acquire information (%)*				
Television	1,199 (76.3)	5,414 (76.9)	1,230 (80.5)	5,383 (76.0)
Newspaper, mobile news application	903 (57.4)	4,519 (64.2)	894 (58.5)	4,528 (63.9)
Social media	590 (37.5)	2,851 (40.5)	611 (40.0)	2,830 (40.0)
Radio	154 (9.8)	923 (13.1)	224 (14.7)	853 (12.0)
Official health hotlines	41 (2.6)	86 (1.2)	22 (1.4)	105 (1.5)
Official health websites	712 (45.3)	2,649 (37.6)	608 (39.8)	2,753 (38.9)
Healthcare professionals	168 (10.7)	213 (3.0)	100 (6.5)	281 (4.0)
People I speak to on a daily basis	431 (27.4)	1,862 (26.5)	297 (19.4)	1,996 (28.2)
Have been sufficiently informed (%)				
Probably true	1,461 (92.9)	6,378 (90.6)	1,370 (89.7)	6,469 (91.3)
Probably false	34 (2.2)	237 (3.4)	51 (3.3)	220 (3.1)
Not sure	74 (4.7)	402 (5.7)	104 (6.8)	372 (5.3)
No opinion	3 (0.2)	22 (0.3)	3 (0.2)	22 (0.3)

For full questionnaire and wording, see Supplement I.
Response percentages may not add up to 100% due to rounding.
** Respondents were asked to choose the top 3 used information sources.*

Supplemental Table 2m: Individual implementation of protective measures in response to COVID-19 pandemic in the Netherlands by gender.

	Male				Female				Other			
No.	2,492				6,095				24			
Personal protective behaviors (%)	**Y**	**N**	**NS**	**NA**	**Y**	**N**	**NS**	**NA**	**Y**	**N**	**NS**	**NA**
Cleaned or disinfected things you might touch more often than usual	955 (38.7)	1,307 (52.9)	207 (8.4)	23	3,115 (51.4)	2,435 (40.2)	506 (8.4)	39	13 (54.2)	11 (45.8)	0 (0.0)	0
Carried sanitizing hand gel with you when out and about	439 (17.9)	1,968 (80.2)	46 (1.9)	39	1,940 (32.5)	3,890 (65.2)	135 (2.3)	130	6 (31.6)	13 (68.4)	0 (0.0)	5
Used sanitizing hand gel to clean your hands, more often than usual	1,359 (55.3)	1,047 (42.6)	52 (2.1)	34	3,312 (55.3)	2,542 (42.5)	134 (2.2)	107	10 (45.5)	12 (54.6)	0 (0.0)	2
Reduced the amount you touch your eyes, nose and/or mouth	1,154 (46.4)	832 (33.5)	500 (20.1)	6	3,041 (50.0)	1,656 (27.3)	1,381 (22.7)	17	13 (54.2)	3 (12.5)	8 (33.3)	0
Followed a healthy diet or took vitamin supplements	1,155 (48.0)	1,141 (47.4)	113 (4.7)	83	3,380 (57.1)	2,278 (38.5)	257 (4.3)	180	13 (56.5)	10 (43.5)	0 (0.0)	1
Usually carried tissues with you when out and about	842 (34.5)	1,547 (63.4)	53 (2.2)	50	3,545 (59.8)	2,275 (38.4)	110 (1.9)	165	12 (52.2)	11 (47.8)	0 (0.0)	1
Usually used tissues when sneezing or coughing	1,024 (46.6)	1,095 (49.8)	81 (3.7)	292	3,504 (68.7)	1,447 (28.4)	151 (3.0)	993	14 (60.9)	9 (39.1)	0 (0.0)	1
Washed your hands with soap and water more often than usual	2,300 (92.4)	169 (6.8)	20 (0.8)	3	5,854 (96.1)	200 (3.3)	36 (0.6)	5	22 (91.7)	2 (8.3)	0 (0.0)	0
Kept child(ren) at home before any mandates were put in place	269 (49.4)	265 (48.6)	11 (2.0)	1,947	880 (55.1)	691 (43.2)	27 (1.7)	4,497	2 (66.7)	1 (33.3)	0 (0.0)	21
Limiting interactions with people (%)	**Y**	**N**	**NS**	**NA**	**Y**	**N**	**NS**	**NA**	**Y**	**N**	**NS**	**NA**
Cancelled or postponed a social event	2,256 (92.6)	122 (5.0)	59 (2.4)	55	5,762 (95.6)	146 (2.4)	119 (2.0)	68	24 (100.0)	0 (0.0)	0 (0.0)	0
Kept away from crowded places	2,162 (88.7)	176 (7.2)	99 (4.1)	55	5,649 (93.9)	190 (3.2)	178 (3.0)	78	23 (95.8)	1 (4.2)	0 (0.0)	0
Tried to avoid people who have the cold or flu-like symptoms	2,086 (85.8)	211 (8.7)	135 (5.6)	60	5,418 (90.4)	302 (5.0)	277 (4.6)	98	19 (86.4)	1 (4.6)	2 (9.1)	2
Avoiding travel (%)	**Y**	**N**	**NS**	**NA**	**Y**	**N**	**NS**	**NA**	**Y**	**N**	**NS**	**NA**
Reduced the amount of going to school/university/work	1,923 (89.2)	223 (10.3)	11 (0.5)	335	4,505 (87.5)	615 (11.9)	31 (0.6)	944	18 (90.0)	1 (5.0)	1 (5.0)	4
Reduced use of or change the way you use public transport	1,522 (85.9)	210 (11.9)	40 (2.3)	720	3,981 (91.2)	299 (6.9)	87 (2.0)	1,728	18 (90.0)	2 (10.0)	0 (0.0)	4
Reduced the amount you go to shops	1,808 (74.4)	480 (19.8)	142 (5.8)	62	5,060 (84.2)	671 (11.2)	278 (4.6)	86	20 (83.3)	3 (12.5)	1 (4.2)	0
Other behaviors not mentioned (%)	644 (26.8)	1,560 (64.9)	199 (8.3)	89	1,445 (25.1)	3,758 (65.2)	561 (9.7)	331	5 (22.7)	17 (77.3)	0 (0.0)	2

Y = Yes; N = No; NS = Not sure; NA = Not applicable. For full questionnaire and wording, see Supplement I.
Response percentages may not add up to 100% due to rounding

Supplemental Table 2n: Individual implementation of protective measures in response to COVID-19 pandemic in the Netherlands, by age.

	≤20 years				21-40 years				41-60 years				> 60 years			
No.	675				4,034				2,836				1,066			
Personal protective behaviors (%)	**Y**	**N**	**NS**	**NA**	**Y**	**N**	**NS**	**NA**	**Y**	**N**	**NS**	**NA**	**Y**	**N**	**NS**	**NA**
Cleaned or disinfected things you might touch more often than usual	229 (34.5)	365 (55.0)	70 (10.5)	11	1,631 (40.7)	2,063 (51.5)	314 (7.8)	26	1,599 (56.6)	1,000 (35.4)	225 (8.0)	12	624 (59.3)	325 (30.9)	104 (9.9)	13
Carried sanitizing hand gel with you when out and about	180 (27.4)	460 (69.9)	18 (2.7)	17	1,101 (27.7)	2,788 (70.2)	80 (2.0)	65	809 (29.1)	1,919 (69.0)	55 (2.0)	53	295 (28.7)	704 (68.6)	28 (2.7)	39
Used sanitizing hand gel to clean your hands, more often than usual	383 (57.5)	268 (40.2)	15 (2.3)	9	2,135 (53.6)	1,773 (44.5)	77 (1.9)	49	1,552 (55.6)	1,175 (42.1)	63 (2.3)	46	611 (59.5)	385 (37.5)	31 (3.0)	39
Reduced the amount you touch your eyes, nose and/or mouth	299 (44.4)	223 (33.1)	152 (22.6)	1	1,909 (47.4)	1,268 (31.5)	851 (21.1)	6	1,479 (52.4)	730 (25.8)	616 (21.8)	11	521 (49.1)	270 (25.5)	270 (25.5)	5
Followed a healthy diet or took vitamin supplements	281 (42.6)	329 (49.9)	49 (7.4)	16	2,019 (51.3)	1,708 (43.4)	209 (5.3)	98	1,627 (59.3)	1,038 (37.9)	77 (2.8)	94	621 (61.5)	354 (35.1)	35 (3.5)	56
Usually carried tissues with you when out and about	209 (31.9)	427 (65.2)	19 (2.9)	20	1,544 (39.2)	2,306 (58.6)	87 (2.2)	97	1,774 (64.3)	936 (33.9)	48 (1.7)	78	872 (83.4)	164 (15.7)	9 (0.9)	21
Usually used tissues when sneezing or coughing	266 (44.3)	312 (51.9)	23 (3.8)	74	1,699 (50.3)	1,551 (45.9)	127 (3.8)	657	1,775 (74.5)	548 (23.0)	59 (2.5)	454	802 (83.1)	140 (14.5)	23 (2.4)	101
Washed your hands with soap and water more often than usual	629 (93.2)	39 (5.8)	7 (1.0)	0	3,797 (94.2)	208 (5.2)	27 (0.7)	2	2,720 (96.0)	93 (3.3)	19 (0.7)	4	1,030 (96.8)	31 (2.9)	3 (0.3)	2
Kept child(ren) at home before any mandates were put in place	25 (69.4)	9 (25.0)	2 (5.6)	639	473 (56.4)	349 (41.6)	17 (2.0)	3,195	588 (49.9)	579 (49.1)	12 (1.0)	1,657	65 (70.7)	20 (21.7)	7 (7.6)	974
Limiting interactions with people (%)	**Y**	**N**	**NS**	**NA**	**Y**	**N**	**NS**	**NA**	**Y**	**N**	**NS**	**NA**	**Y**	**N**	**NS**	**NA**
Cancelled or postponed a social event	571 (85.9)	52 (7.8)	42 (6.3)	10	3,720 (93.4)	162 (4.1)	101 (2.5)	51	2,739 (97.7)	37 (1.3)	27 (1.0)	33	1,012 (97.6)	17 (1.6)	8 (0.8)	29
Kept away from crowded places	552 (83.5)	65 (9.8)	44 (6.7)	14	3,576 (90.1)	223 (5.6)	169 (4.3)	66	2,691 (96.2)	55 (2.0)	52 (1.9)	38	1,015 (96.6)	24 (2.3)	12 (1.1)	1
Tried to avoid people who have the cold or flu-like symptoms	521 (79.9)	68 (10.4)	63 (9.7)	23	3,447 (87.0)	297 (7.5)	217 (5.5)	73	2,570 (92.2)	113 (4.1)	104 (3.7)	49	985 (93.7)	36 (3.4)	30 (2.9)	15
Avoiding travel (%)	**Y**	**N**	**NS**	**NA**	**Y**	**N**	**NS**	**NA**	**Y**	**N**	**NS**	**NA**	**Y**	**N**	**NS**	**NA**
Reduced the amount of going to school/university/work	639 (95.8)	28 (4.2)	0 (0.0)	8	3,438 (91.4)	304 (8.1)	20 (0.5)	272	1,987 (81.6)	430 (17.67)	17 (0.7)	402	382 (82.2)	77 (16.6)	6 (1.3)	601
Reduced use of or change the way you use public transport	490 (82.5)	81 (13.6)	23 (3.9)	81	2,854 (88.3)	298 (9.2)	81 (2.5)	801	1,619 (94.0)	88 (5.1)	16 (0.9)	1,113	558 (91.6)	44 (7.2)	7 (1.2)	457
Reduced the amount you go to shops	486 (75.2)	115 (17.8)	45 (7.0)	29	3,155 (79.7)	566 (14.3)	238 (6.0)	75	2,369 (84.3)	343 (12.2)	97 (3.5)	27	878 (83.7)	130 (12.4)	41 (3.9)	17
Other behaviors not mentioned	139 (21.5)	415 (64.1)	93 (14.4)	2	985 (25.5)	2,481 (64.3)	391 (10.1)	177	707 (26.3)	1,784 (66.3)	201 (7.5)	144	263 (26.5)	655 (66.0)	75 (7.6)	73

Y = Yes; N = No; NS = Not sure; NA = Not applicable. For full questionnaire and wording, see Supplement I.
Response percentages may not add up to 100% due to rounding

Supplemental Table 2o: Individual implementation of protective measures in response to COVID-19 pandemic in the Netherlands, by daily activity.

	Paid Job				Homemaker/ Unemployed				Student				Retired				Other			
No.	4,885				573				2,272				557				324			
Personal protective behaviors (%)	**Y**	**N**	**NS**	**NA**	**Y**	**N**	**NS**	**NA**	**Y**	**N**	**NS**	**NA**	**Y**	**N**	**NS**	**NA**	**Y**	**N**	**NS**	**NA**
Cleaned or disinfected things you might touch more often than usual	2,458 (50.6)	2,022 (41.6)	380 (7.8)	25	340 (59.3)	178 (31.1)	55 (9.6)	0	791 (35.1)	1,262 (56.1)	198 (8.8)	21	324 (59.3)	174 (31.9)	48 (8.8)	11	170 (53.3)	117 (36.7)	32 (10.0)	5
Carried sanitizing hand gel with you when out and about	1,380 (28.6)	3,346 (69.5)	92 (1.9)	67	171 (30.8)	373 (67.2)	11 (2.0)	18	572 (25.6)	1,602 (71.8)	58 (2.6)	40	151 (28.3)	366 (68.7)	16 (2.6)	24	111 (37.1)	184 (61.5)	4 (1.3)	25
Used sanitizing hand gel to clean your hands, more often than usual	2,722 (56.4)	2,016 (41.8)	86 (1.8)	61	292 (52.3)	245 (43.9)	21 (3.8)	15	1,193 (53.3)	989 (44.2)	58 (2.6)	32	311 (58.5)	206 (38.7)	15 (2.8)	25	163 (51.9)	145 (46.2)	6 (1.9)	10
Reduced the amount you touch your eyes, nose and/or mouth	2,425 (49.8)	1,398 (28.7)	1,050 (21.6)	12	307 (53.9)	135 (23.7)	128 (22.5)	3	1,021 (45.0)	744 (32.8)	503 (22.2)	4	279 (50.4)	136 (24.6)	139 (25.1)	3	176 (54.5)	78 (24.2)	69 (21.4)	1
Followed a healthy diet or took vitamin supplements	2,612 (55.1)	1,952 (41.2)	175 (3.7)	146	334 (61.1)	196 (35.8)	17 (3.1)	26	1,076 (48.3)	1,010 (45.3)	143 (6.4)	43	343 (64.8)	168 (31.8)	18 (3.4)	28	183 (60.4)	103 (34.0)	17 (5.6)	21
Usually carried tissues with you when out and about	2,622 (55.0)	2,060 (43.2)	87 (1.8)	116	372 (68.0)	165 (30.2)	10 (1.8)	26	739 (33.3)	1,426 (64.2)	57 (2.6)	50	465 (84.7)	80 (14.6)	4 (0.7)	8	201 (65.3)	102 (33.1)	5 (1.6)	16
Usually used tissues when sneezing or coughing	2,742 (66.2)	1,281 (30.9)	121 (2.9)	741	350 (72.2)	120 (24.7)	15 (3.1)	88	826 (43.3)	1,002 (52.5)	80 (4.2)	364	426 (82.9)	79 (15.4)	9 (1.8)	43	198 (72.3)	69 (25.2)	7 (2.6)	50
Washed your hands with soap and water more often than usual	4,658 (95.5)	192 (3.9)	29 (0.6)	6	538 (94.1)	30 (5.2)	4 (0.7)	1	2,133 (93.9)	120 (5.3)	19 (0.8)	0	537 (96.6)	17 (3.1)	2 (0.4)	1	310 (95.7)	12 (3.7)	2 (0.6)	0
Kept child(ren) at home before any mandates were put in place	882 (51.1)	822 (47.7)	21 (1.2)	3,160	142 (62.6)	81 (35.7)	4 (1.8)	346	55 (68.8)	19 (23.8)	6 (7.5)	2,192	34 (70.8)	9 (18.8)	5 (10.4)	509	38 (57.6)	26 (39.4)	2 (3.0)	258
Limiting interactions with people (%)	**Y**	**N**	**NS**	**NA**	**Y**	**N**	**NS**	**NA**	**Y**	**N**	**NS**	**NA**	**Y**	**N**	**NS**	**NA**	**Y**	**N**	**NS**	**NA**
Cancelled or postponed a social event	4,656 (96.3)	115 (2.4)	64 (1.3)	50	540 (97.5)	7 (1.3)	7 (1.3)	19	2,015 (89.8)	134 (6.0)	95 (4.2)	28	531 (98.3)	6 (1.1)	3 (0.6)	17	300 (95.2)	6 (1.9)	9 (2.9)	9
Kept away from crowded places	4,526 (93.8)	176 (3.7)	121 (2.5)	62	543 (97.0)	7 (1.3)	10 (1.8)	13	1,928 (86.4)	170 (7.6)	134 (6.0)	40	537 (98.0)	6 (1.1)	5 (0.9)	9	300 (95.2)	8 (2.5)	7 (2.2)	9
Tried to avoid people who have the cold or flu-like symptoms	4,346 (90.5)	267 (5.6)	191 (4.0)	81	527 (93.4)	16 (2.8)	21 (3.7)	9	1,834 (82.5)	209 (9.4)	179 (8.1)	50	520 (95.1)	13 (2.4)	14 (2.6)	10	296 (94.3)	9 (2.9)	9 (2.9)	10
Avoiding travel (%)	**Y**	**N**	**NS**	**NA**	**Y**	**N**	**NS**	**NA**	**Y**	**N**	**NS**	**NA**	**Y**	**N**	**NS**	**NA**	**Y**	**N**	**NS**	**NA**
Reduced the amount of going to school/university/work	3,684 (82.7)	744 (16.7)	26 (0.6)	431	298 (90.0)	29 (8.8)	4 (1.2)	242	2,189 (97.9)	44 (2.0)	3 (0.1)	36	103 (91.2)	6 (5.3)	4 (3.5)	444	172 (88.7)	16 (8.3)	6 (3.1)	130
Reduced use of or change the way you use public transport	3,007 (93.1)	194 (6.0)	30 (0.9)	1,654	307 (92.8)	19 (5.7)	5 (1.5)	242	1,744 (83.3)	267 (12.8)	83 (4.0)	178	270 (90.9)	22 (7.4)	5 (1.7)	260	193 (93.7)	9 (4.4)	4 (1.9)	118
Reduced the amount you go to shops	4,009 (83.1)	616 (12.8)	202 (4.2)	58	487 (85.4)	57 (10.0)	26 (4.6)	3	1,652 (75.0)	381 (17.3)	169 (7.7)	70	462 (84.5)	70 (12.8)	15 (2.7)	10	278 (87.7)	30 (9.5)	9 (2.8)	7
Other behaviors not mentioned	1,163 (25.1)	3,109 (67.1)	364 (7.9)	249	146 (26.8)	347 (63.8)	51 (9.4)	29	529 (24.2)	1,375 (62.9)	281 (12.9)	87	128 (24.6)	355 (68.3)	37 (7.1)	37	128 (42.1)	149 (49.0)	27 (8.9)	20

Y = Yes; N = No; NS = Not sure; NA = Not applicable. For full questionnaire and wording, see Supplement I.
Response percentages may not add up to 100% due to rounding

Supplemental Table 2p: Individual implementation of protective measures in response to COVID-19 pandemic in the Netherlands, by household composition.

	Single				Parent(s) with child(ren)				Living with partner				Shared flat				Other			
No.	1,391				2,740				2,339				1,558				583			
Personal protective behaviors (%)	**Y**	**N**	**NS**	**NA**	**Y**	**N**	**NS**	**NA**	**Y**	**N**	**NS**	**NA**	**Y**	**N**	**NS**	**NA**	**Y**	**N**	**NS**	**NA**
Cleaned or disinfected things you might touch more often than usual	555 (40.4)	701 (51.0)	118 (8.6)	17	1,525 (55.8)	987 (36.1)	220 (8.1)	8	1,218 (52.4)	919 (39.5)	189 (8.1)	13	558 (36.0)	857 (55.3)	134 (8.7)	9	227 (40.0)	289 (50.9)	52 (9.2)	15
Carried sanitizing hand gel with you when out and about	365 (27.0)	960 (71.1)	26 (1.9)	40	768 (28.6)	1,862 (69.2)	60 (2.2)	50	687 (30.0)	1,562 (68.2)	41 (1.8)	49	369 (24.1)	1,120 (73.1)	43 (2.8)	26	196 (34.2)	367 (63.9)	11 (1.9)	9
Used sanitizing hand gel to clean your hands, more often than usual	666 (48.9)	665 (48.8)	32 (2.4)	28	1,553 (57.4)	1,094 (40.4)	59 (2.2)	34	1,297 (56.7)	946 (41.4)	45 (2.0)	51	831 (54.2)	666 (43.4)	36 (2.4)	25	334 (57.8)	230 (39.8)	14 (2.4)	5
Reduced the amount you touch your eyes, nose and/or mouth	683 (49.4)	415 (30.0)	286 (20.7)	7	1,405 (51.4)	755 (27.6)	574 (21.0)	6	1,163 (49.9)	615 (26.4)	553 (23.7)	8	695 (44.6)	518 (33.3)	344 (22.1)	1	262 (45.0)	188 (32.3)	132 (22.7)	1
Followed a healthy diet or took vitamin supplements	776 (57.3)	516 (38.1)	63 (4.7)	36	1,493 (56.3)	1,083 (40.8)	78 (2.9)	86	1,286 (57.3)	857 (38.2)	102 (4.5)	94	762 (49.7)	675 (44.1)	95 (6.2)	26	231 (41.2)	298 (53.1)	32 (5.7)	22
Usually carried tissues with you when out and about	755 (55.8)	568 (42.0)	29 (2.1)	39	1,553 (58.3)	1,064 (40.0)	45 (1.7)	78	1,407 (61.6)	840 (36.8)	39 (1.7)	53	478 (31.3)	1,014 (66.4)	35 (2.3)	31	206 (36.3)	347 (61.1)	15 (2.6)	15
Usually used tissues when sneezing or coughing	707 (62.2)	393 (34. 6)	37 (3.3)	254	1,636 (69.9)	642 (27.4)	64 (2.7)	398	1,393 (68.9)	563 (27.8)	66 (3.3)	317	571 (43.1)	707 (53.4)	46 (3.5)	234	235 (47.0)	246 (49.2)	19 (3.8)	83
Washed your hands with soap and water more often than usual	1,295 (93.1)	83 (6.0)	13 (0.9)	0	2,631 (96.1)	95 (3.5)	12 (0.4)	2	2,242 (96.1)	78 (3.3)	13 (0.6)	6	1,481 (95.1)	65 (4.2)	12 (0.8)	0	527 (90.4)	50 (8.6)	6 (1.0)	0
Kept child(ren) at home before any mandates were put in place	38 (70.4)	12 (22.2)	4 (7.4)	1,337	974 (51.4)	901 (47.5)	21 (1.1)	844	89 (73.6)	25 (20.7)	7 (5.8)	2,218	27 (60.0)	14 (31.1)	4 (8.9)	1,513	23 (76.7)	5 (16.7)	2 (6.7)	553
Limiting interactions with people (%)	**Y**	**N**	**NS**	**NA**	**Y**	**N**	**NS**	**NA**	**Y**	**N**	**NS**	**NA**	**Y**	**N**	**NS**	**NA**	**Y**	**N**	**NS**	**NA**
Cancelled or postponed a social event	1,276 (93.8)	55 (4.0)	30 (2.2)	30	2,640 (97.5)	41 (1.5)	28 (1.0)	31	2,222 (96.4)	53 (2.3)	29 (1.3)	35	1,410 (91.1)	72 (4.7)	65 (4.2)	11	494 (87.1)	47 (8.3)	26 (4.6)	16
Kept away from crowded places	1,246 (91.2)	74 (5.4)	46 (3.4)	25	2,597 (96.1)	63 (2.3)	43 (1.6)	37	2,203 (95.3)	55 (2.4)	53 (2.3)	28	1,311 (85.5)	123 (8.0)	100 (6.5)	24	477 (84.6)	52 (9.2)	35 (6.2)	19
Tried to avoid people who have the cold or flu-like symptoms	1,205 (88.9)	91 (6.7)	60 (4.4)	35	2,461 (91.3)	124 (4.6)	111 (4.1)	44	2,137 (92.9)	88 (3.8)	76 (3.3)	38	1,257 (82.2)	156 (10.2)	116 (7.6)	29	463 (81.4)	55 (9.7)	51 (9.0)	14
Avoiding travel (%)	**Y**	**N**	**NS**	**NA**	**Y**	**N**	**NS**	**NA**	**Y**	**N**	**NS**	**NA**	**Y**	**N**	**NS**	**NA**	**Y**	**N**	**NS**	**NA**
Reduced the amount of going to school/university/work	999 (88.3)	125 (11.0)	8 (0.7)	259	2,018 (83.4)	389 (16.1)	12 (0.5)	321	1,468 (85.4)	237 (13.8)	14 (0.8)	620	1,452 (96.2)	51 (3.4)	7 (0.5)	48	509 (92.9)	37 (6.8)	2 (0.4)	35
Reduced use of or change the way you use public transport	920 (88.0)	95 (9.1)	30 (2.9)	346	1,624 (95.4)	69 (4.1)	9 (0.5)	1,038	1,391 (91.9)	104 (6.9)	19 (1.3)	825	1,164 (82.0)	197 (13.9)	58 (4.1)	139	422 (88.1)	46 (9.6)	11 (2.3)	104
Reduced the amount you go to shops	1,080 (79.1)	210 (15.4)	76 (5.6)	25	2,315 (85.5)	312 (11.5)	82 (3.0)	31	1,935 (83.9)	268 (11.6)	104 (4.5)	32	1,163 (76.0)	257 (16.8)	111 (7.3)	27	395 (71.8)	107 (19.5)	48 (8.7)	33
Other behaviors not mentioned	329 (24.8)	857 (64.6)	141 (10.6)	64	701 (26.8)	1,728 (66.0)	188 (7.2)	123	570 (25.9)	1,439 (65.3)	194 (8.8)	136	350 (23.4)	967 (64.7)	177 (11.9)	64	144 (26.3)	344 (62.8)	60 (11.0)	35

Y = Yes; N = No; NS = Not sure; NA = Not applicable. For full questionnaire and wording, see Supplement I.
Response percentages may not add up to 100% due to rounding

Supplemental Table 2q: Individual implementation of protective measures in response to COVID-19 pandemic in the Netherlands, by highest educational qualification.

	Primary/Secondary				Tertiary vocational				Tertiary academic			
No.	635				1,991				5,985			
Personal protective behaviors (%)	**Y**	**N**	**NS**	**NA**	**Y**	**N**	**NS**	**NA**	**Y**	**N**	**NS**	**NA**
Cleaned or disinfected things you might touch more often than usual	370 (59.1)	200 (32.0)	56 (9.0)	9	1,127 (57.2)	677 (34.4)	167 (8.5)	20	2,586 (43.5)	2,876 (48.3)	490 (8.2)	33
Carried sanitizing hand gel with you when out and about	226 (37.1)	369 (60.5)	15 (2.5)	25	622 (32.2)	1,264 (65.5)	43 (2.2)	62	1,537 (26.1)	4,238 (71.9)	123 (2.1)	87
Used sanitizing hand gel to clean your hands, more often than usual	405 (64.7)	203 (32.4)	18 (2.9)	9	1,205 (61.6)	712 (36.4)	38 (1.9)	36	3,071 (52.2)	2,686 (45.6)	130 (2.2)	98
Reduced the amount you touch your eyes, nose and/or mouth	330 (52.3)	174 (27.6)	127 (20.1)	4	1,025 (51.6)	535 (26.9)	428 (21.5)	3	2,853 (47.8)	1,782 (29.9)	1,334 (22.4)	16
Followed a healthy diet or took vitamin supplements	329 (53.6)	264 (43.0)	21 (3.4)	21	1,023 (53.5)	809 (42.3)	81 (4.2)	78	3,196 (54.9)	2,356 (40.5)	268 (4.6)	165
Usually carried tissues with you when out and about	396 (65.1)	201 (33.1)	11 (1.8)	27	1,150 (59.0)	764 (39.2)	36 (1.9)	41	2,853 (48.9)	2,868 (49.1)	116 (2.0)	148
Usually used tissues when sneezing or coughing	405 (70.2)	156 (27.0)	16 (2.8)	58	1,162 (67.1)	513 (29.6)	57 (3.3)	259	2,975 (59.3)	1,882 (37.5)	159 (3.2)	969
Washed your hands with soap and water more often than usual	608 (95.9)	19 (3.0)	7 (1.1)	1	1,879 (94.7)	95 (4.8)	11 (0.6)	6	5,689 (95.1)	257 (4.3)	38 (0.6)	1
Kept child(ren) at home before any mandates were put in place	73 (57.5)	52 (40.9)	2 (1.6)	508	331 (57.8)	231 (40.3)	11 (1.9)	1,418	747 (51.7)	674 (46.6)	25 (1.7)	4,539
Limiting interactions with people (%)	**Y**	**N**	**NS**	**NA**	**Y**	**N**	**NS**	**NA**	**Y**	**N**	**NS**	**NA**
Cancelled or postponed a social event	576 (94.3)	26 (4.3)	9 (1.5)	24	1,849 (94.8)	54 (2.8)	47 (2.4)	41	5,617 (94.8)	188 (3.2)	122 (2.1)	58
Kept away from crowded places	581 (92.5)	23 (3.7)	24 (3.8)	7	1,811 (92.6)	82 (4.2)	62 (3.2)	36	5,442 (92.3)	262 (4.4)	191 (3.2)	90
Tried to avoid people who have the cold or flu-like symptoms	540 (87.5)	32 (5.2)	45 (7.3)	18	1,754 (89.7)	103 (5.3)	99 (5.1)	35	5,229 (89.0)	379 (6.5)	270 (4.6)	107
Avoiding travel (%)	**Y**	**N**	**NS**	**NA**	**Y**	**N**	**NS**	**NA**	**Y**	**N**	**NS**	**NA**
Reduced the amount of going to school/university/work	334 (75.4)	99 (22.4)	10 (2.3)	192	1,191 (77.0)	343 (22.2)	13 (0.8)	444	4,921 (92.2)	397 (7.4)	20 (0.4)	647
Reduced use of or change the way you use public transport	336 (85.7)	43 (11.0)	13 (3.3)	243	1,113 (89.7)	108 (8.7)	20 (1.6)	750	4,072 (90.0)	360 (8.0)	94 (2.1)	1,459
Reduced the amount you go to shops	518 (82.6)	80 (12.8)	29 (4.6)	8	1,624 (83.4)	233 (12.0)	91 (4.7)	43	4,746 (80.6)	841 (14.3)	301 (5.1)	97
Other behaviors not mentioned	148 (25.3)	370 (63.4)	66 (11.3)	51	472 (25.1)	1,238 (65.8)	173 (9.2)	108	1,474 (25.8)	3,727 (65.1)	521 (9.1)	263

Y = Yes; N = No; NS = Not sure; NA = Not applicable. For full questionnaire and wording, see Supplement I.
Response percentages may not add up to 100% due to rounding.

Supplemental Table 2r: Individual implementation of protective measures in response to COVID-19 pandemic in the Netherlands, by healthcare provider or (bio-)medical student, and by chronic illness or being in poor medical condition.

	Healthcare provider or (bio-)medical student								Chronic medical condition							
	Yes				No				Yes				No			
No.	1,572				7,039				7,083				1,528			
Personal protective behaviors (%)	**Y**	**N**	**NS**	**NA**	**Y**	**N**	**NS**	**NA**	**Y**	**N**	**NS**	**NA**	**Y**	**N**	**NS**	**NA**
Cleaned or disinfected things you might touch more often than usual	782 (50.0)	664 (42.5)	118 (7.5)	8	3,301 (47.3)	3,089 (44.2)	595 (8.5)	54	879 (58.0)	525 (34.7)	111 (7.3)	13	3,204 (45.6)	3,228 (45.9)	602 (8.6)	49
Carried sanitizing hand gel with you when out and about	473 (30.6)	1,044 (67.4)	31 (2.0)	24	1,912 (27.8)	4,827 (70.1)	150 (2.2)	150	493 (33.3)	959 (64.8.9)	27 (1.8)	49	1,892 (33.3)	4,912 (64.8)	154 (1.8)	125
Used sanitizing hand gel to clean your hands, more often than usual	914 (58.7)	610 (39.2)	32 (2.1)	16	3,767 (54.5)	2,991 (43.3)	154 (2.2)	127	868 (57.9)	599 (40.0)	33 (2.2)	28	3,813 (54.7)	3,002 (43.1)	153 (2.2)	115
Reduced the amount you touch your eyes, nose and/or mouth	761 (48.5)	462 (29.5)	346 (22.1)	3	3,447 (49.1)	2,029 (28.9)	1,543 (22.0)	20	813 (53.4)	386 (25.4)	323 (21.2)	6	3,395 (48.1)	2,105 (29.8)	1,566 (22.2)	17
Followed a healthy diet or took vitamin supplements	758 (49.6)	701 (45.9)	70 (4.6)	43	3,790 (55.6)	2,728 (40.0)	300 (4.4)	221	871 (58.9)	549 (37.1)	60 (4.1)	48	3,677 (53.6)	2,880 (41.9)	310 (4.5)	216
Usually carried tissues with you when out and about	728 (47.6)	767 (50.1)	36 (2.4)	41	3,671 (53.5)	3,066 (44.7)	127 (1.9)	175	993 (66.9)	467 (31.5)	25 (1.7)	43	3,406 (49.3)	3,366 (48.7)	138 (2.0)	173
Usually used tissues when sneezing or coughing	756 (59.0)	486 (37.9)	40 (3.1)	290	3,786 (62.7)	2.065 (34.2)	192 (3.2)	996	976 (73.0)	319 (23.9)	42 (3.1)	191	3,566 (59.6)	2,232 (37.3)	190 (3.2)	1,095
Washed your hands with soap and water more often than usual	1,479 (94.2)	80 (5.1)	11 (0.7)	2	6,697 (95.2)	291 (4.1)	45 (0.6)	6	1,462 (95.7)	58 (3.8)	8 (0.5)	0	6,714 (94.9)	313 (4.4)	48 (0.7)	8
Kept child(ren) at home before any mandates were put in place	178 (48.9)	180 (49.5)	6 (1.7)	1,208	973 (54.6)	777 (43.6)	32 (1.8)	5,257	209 (57.7)	143 (39.5)	10 (2.8)	1,166	942 (52.8)	814 (45.6)	28 (1.6)	5,299
Limiting interactions with people (%)	**Y**	**N**	**NS**	**NA**	**Y**	**N**	**NS**	**NA**	**Y**	**N**	**NS**	**NA**	**Y**	**N**	**NS**	**NA**
Cancelled or postponed a social event	1,474 (94.3)	52 (3.3)	38 (2.4)	8	6,568 (94.9)	216 (3.1)	140 (2.0)	115	1,443 (97.1)	29 (2.0)	14 (1.0)	42	6,599 (94.2)	239 (3.4)	164 (2.3)	81
Kept away from crowded places	1,429 (92.4)	67 (4.3)	51 (3.3)	25	6,405 (92.4)	300 (4.3)	226 (3.3)	108	1,441 (95.5)	40 (2.7)	28 (1.9)	19	6,393 (91.7)	327 (4.7)	249 (3.6)	114
Tried to avoid people who have the cold or flu-like symptoms	1,352 (87.9)	100 (6.5)	86 (5.6)	34	6,171 (89.3)	414 (6.0)	328 (4.7)	126	1,386 (92.4)	62 (4.1)	52 (3.5)	28	6,137 (88.3)	452 (6.5)	362 (5.2)	132
Avoiding travel (%)	**Y**	**N**	**NS**	**NA**	**Y**	**N**	**NS**	**NA**	**Y**	**N**	**NS**	**NA**	**Y**	**N**	**NS**	**NA**
Reduced the amount of going to school/university/work	1,061 (77.5)	303 (22.1)	6 (0.4)	202	5,385 (90.4)	536 (9.0)	37 (0.6)	1,081	949 (85.3)	153 (13.8)	10 (0.9)	416	5,497 (88.4)	686 (11.0)	33 (0.5)	867
Reduced use of or change the way you use public transport	1,014 (87.0)	124 (10.6)	27 (2.3)	407	4,507 (90.3)	387 (7.8)	100 (2.0)	2,045	896 (91.8)	68 (7.0)	12 (1.2)	552	4,625 (89.2)	443 (8.6)	115 (2.2)	1,900
Reduced the amount you go to shops	1,271 (82.3)	213 (13.8)	60 (3.9)	28	5,617 (81.2)	941 (13.6)	361 (5.2)	120	1,296 (86.2)	156 (10.4)	51 (3.4)	25	5,592 (80.3)	998 (14.3)	370 (5.3)	123

Y = Yes; N = No; NS = Not sure; NA = Not applicable. For full questionnaire and wording, see Supplement I.
Response percentages may not add up to 100% due to rounding

Supplemental Figure 1a: Change over time in the proportion of positive answers ("Probably true"), excluding responses indicating the question was not applicable to their situation. Proportions were modeled for each item and for each country separately using generalized additive models with time as the independent variable, using a shrinkage version of cubic splines with three knots.

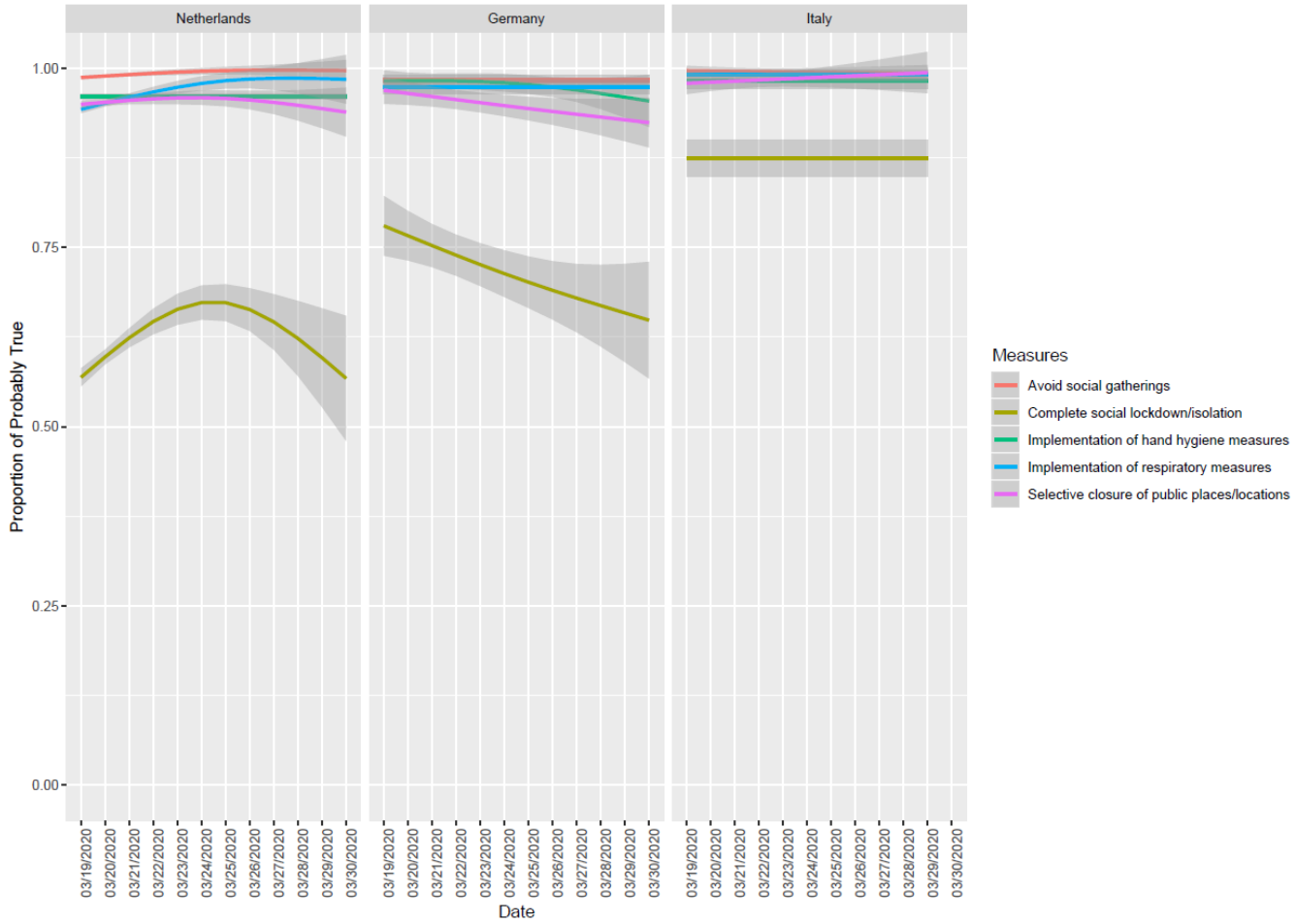

Figure 1b: Change over time in the proportion of positive answers ("Yes") out of all responses, excluding responses indicating the question was not applicable to their situation. Proportions were modeled for each item and for each country separately using generalized additive models with time as independent variable, using a shrinkage version of cubic splines with three knots.

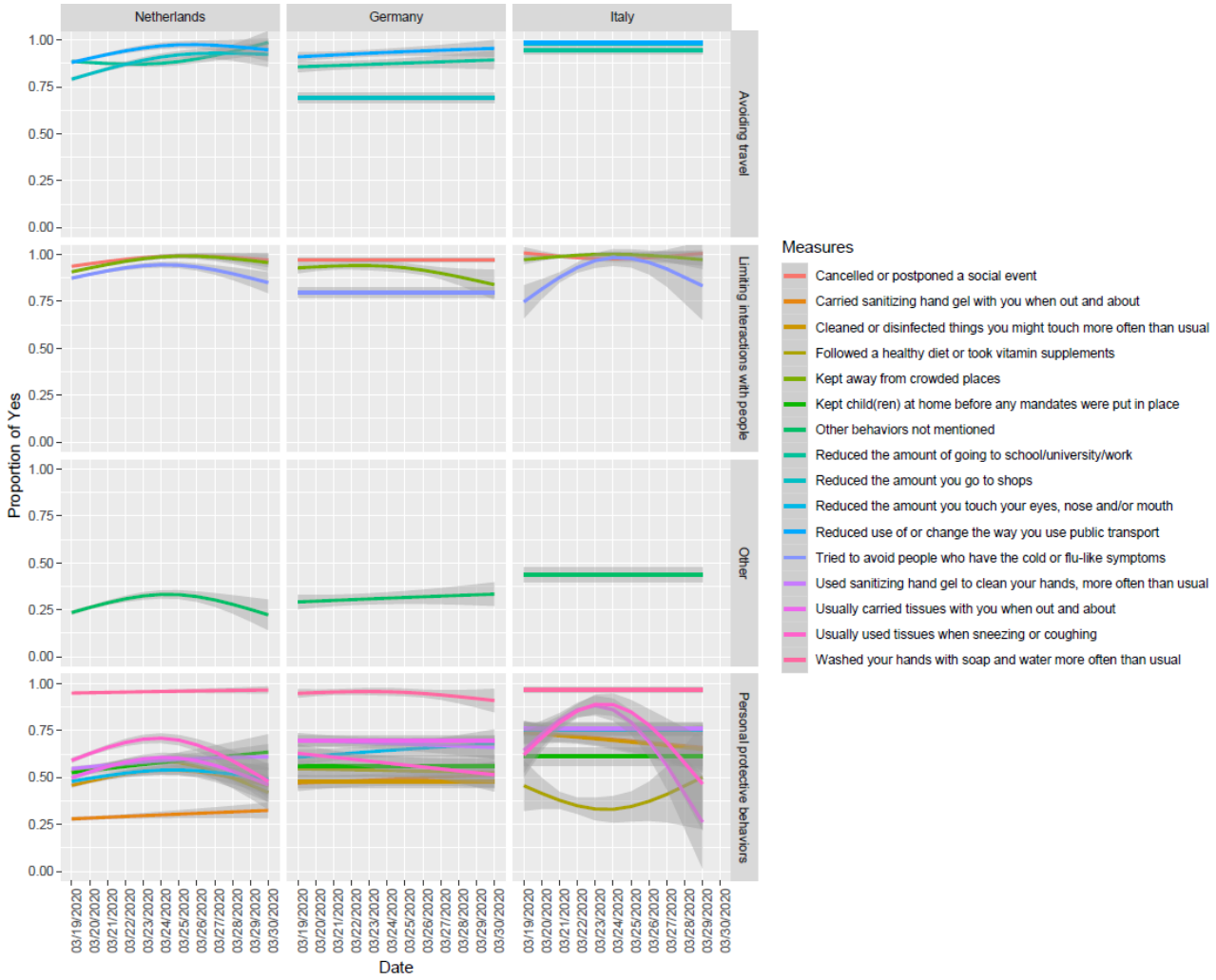

Figure 2a: Differences in percentages of item responses pertaining to beliefs in the effectiveness of protective measures between the weeklong extension and the primary data collection period among respondents living in the Netherlands. Note: Percentages are rounded and may not add up to zero.

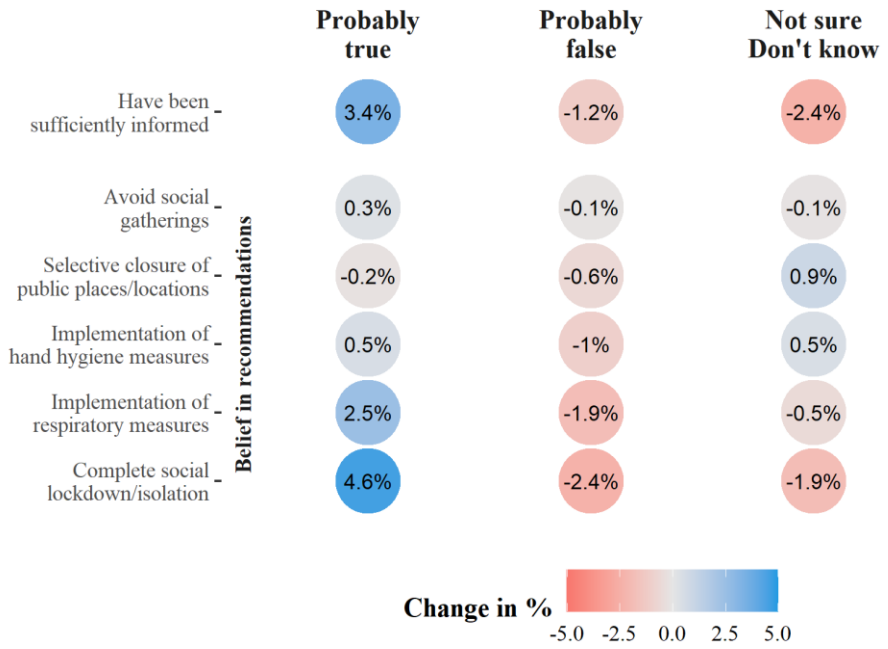
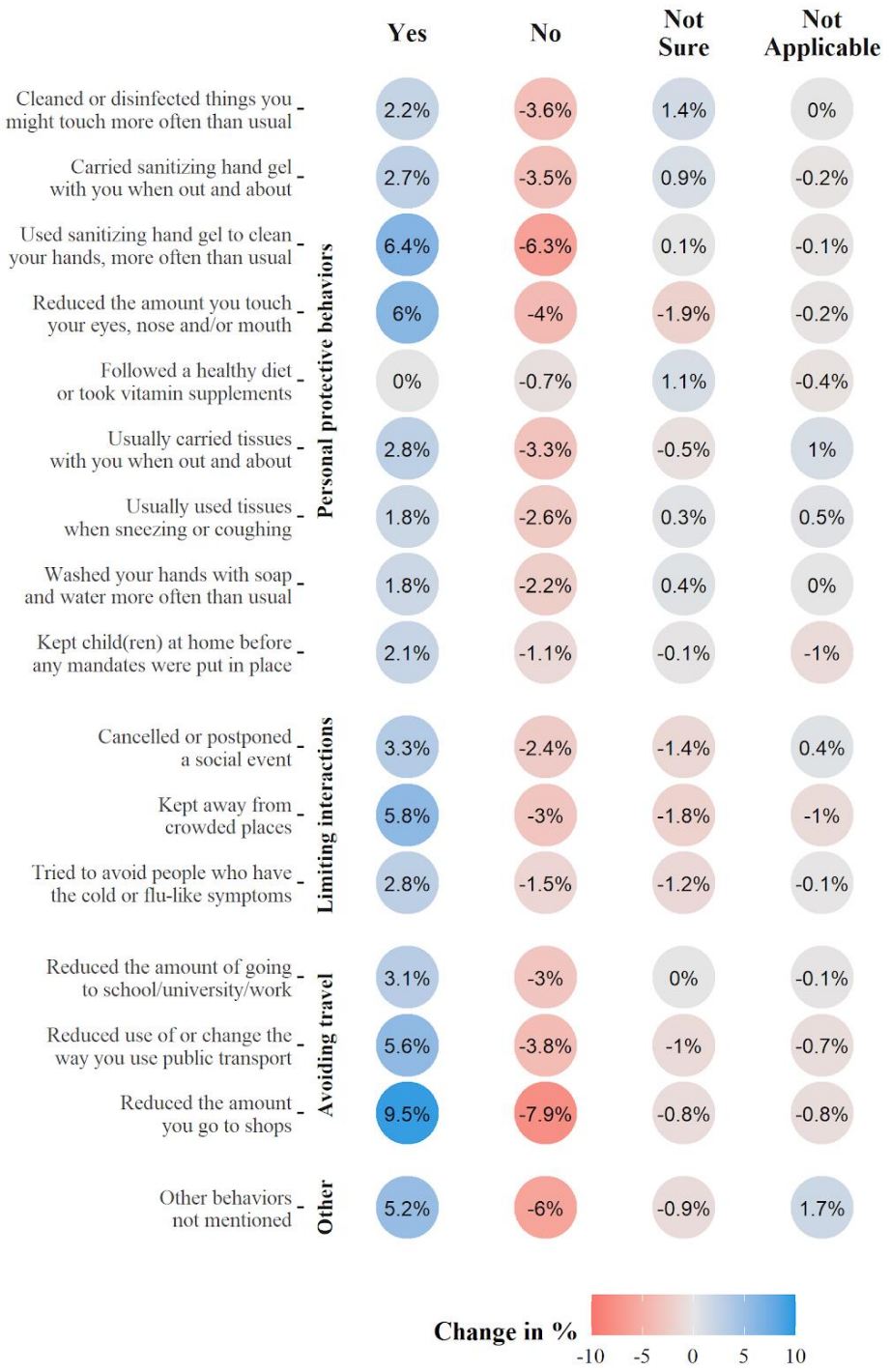
Figure 2b. Differences in percentages of item responses pertaining to the implementation of protective measures between the weeklong extension and the primary data collection period among respondents living in the Netherlands. Note: Percentages are rounded and may not add up to zero.