



SIGN UP FREE

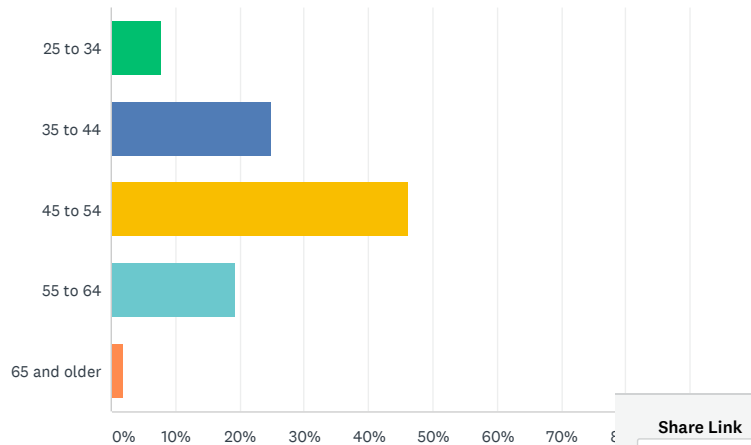


Survey Results

Q1

What is your age?

Answered: 52 Skipped: 0



Share Link

<https://www.surveymonkey.com/re:>



COPY

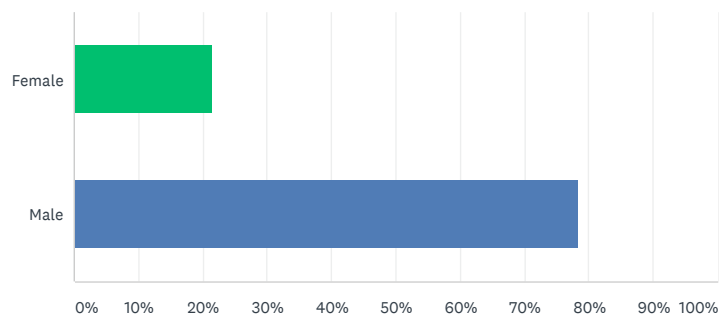
52 responses

ANSWER CHOICES	RESPONSES
25 to 34	7.69% 4
35 to 44	25.00% 13
45 to 54	46.15% 24
55 to 64	19.23% 10
65 and older	1.92% 1
TOTAL	52

Q2

What is your gender?

Answered: 51 Skipped: 1



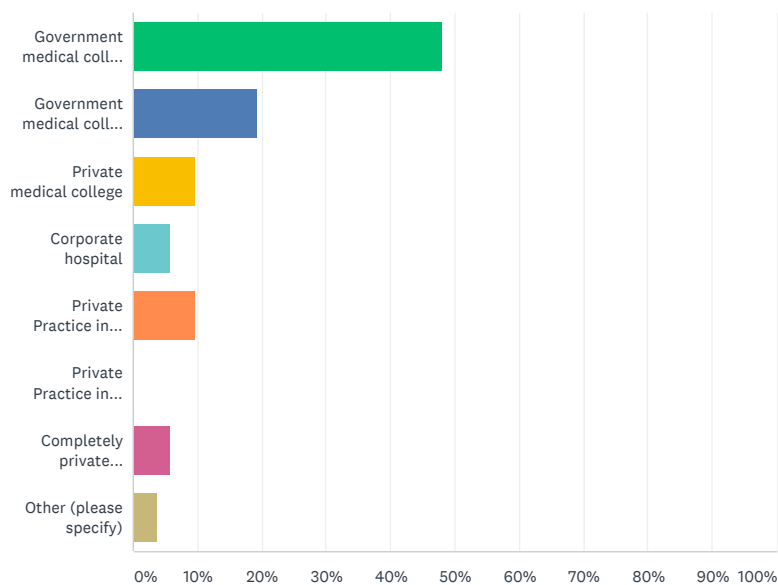
ANSWER CHOICES	RESPONSES	
Female	21.57%	11
Male	78.43%	40
TOTAL		51

Q3



Your institution/workplace

Answered: 52 Skipped: 0



ANSWER CHOICES	RESPONSES	
Government medical college hospital (old)	48.08%	25
Government medical college hospital (new)	19.23%	10
Private medical college	9.62%	5
Corporate hospital	5.77%	3
Private Practice in divisional headquarters	9.62%	5
Private Practice in district levels and peripheral	0.00%	0
Completely private practice	5.77%	3
Other (please specify)	3.85%	2
Total Respondents: 52		

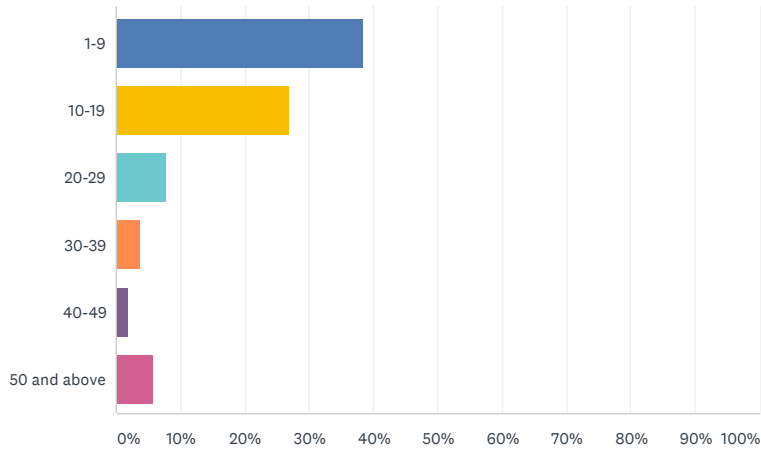
Q4



How many routine operations did you/team had done between April 1 and June 30 2020

Answered: 52 Skipped: 0





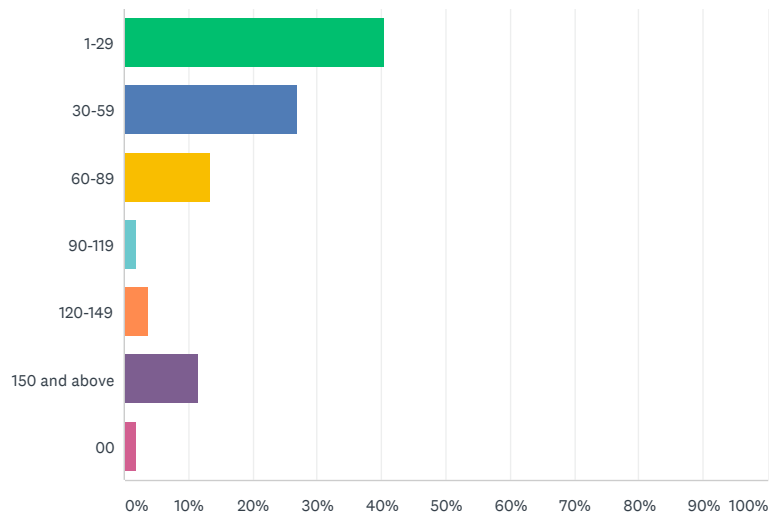
ANSWER CHOICES	RESPONSES	
00	15.38%	8
1-9	38.46%	20
10-19	26.92%	14
20-29	7.69%	4
30-39	3.85%	2
40-49	1.92%	1
50 and above	5.77%	3
TOTAL		52

Q5



How many emergency operations did you/team had done between 1 April and 30 June 2020

Answered: 52 Skipped: 0



ANSWER CHOICES	RESPONSES	
1-29	40.38%	21

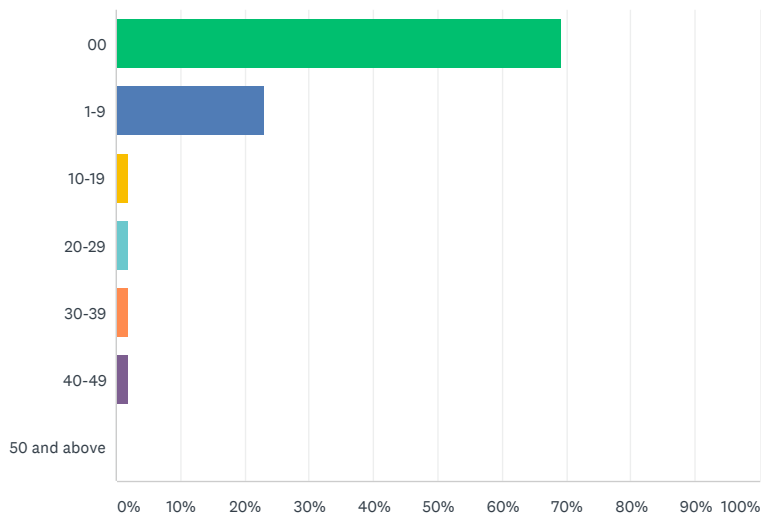
ANSWER CHOICES	RESPONSES	COUNT
30-59	26.92%	14
60-89	13.46%	7
90-119	1.92%	1
120-149	3.85%	2
150 and above	11.54%	6
00	1.92%	1
TOTAL		52

Q6



How many laparoscopy have you/team done between April 1 and June 30

Answered: 52 Skipped: 0



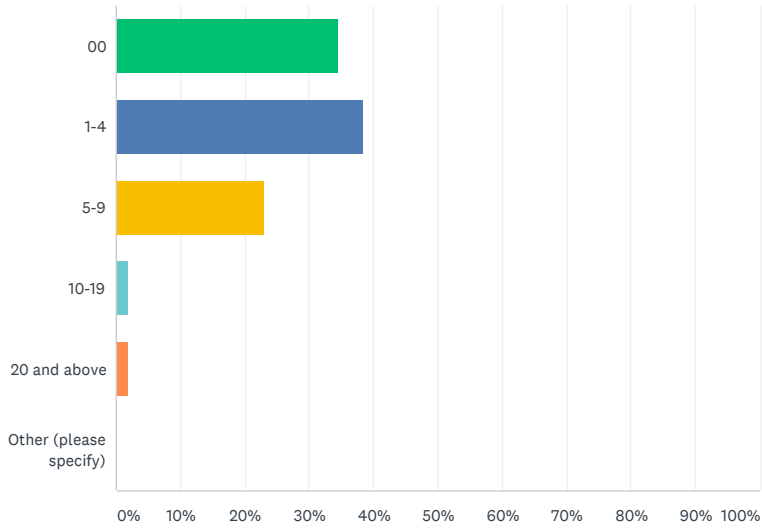
ANSWER CHOICES	RESPONSES	COUNT
00	69.23%	36
1-9	23.08%	12
10-19	1.92%	1
20-29	1.92%	1
30-39	1.92%	1
40-49	1.92%	1
50 and above	0.00%	0
TOTAL		52

Q7



How many suspected covid patients have you/team operated during this period

Answered: 52 Skipped: 0



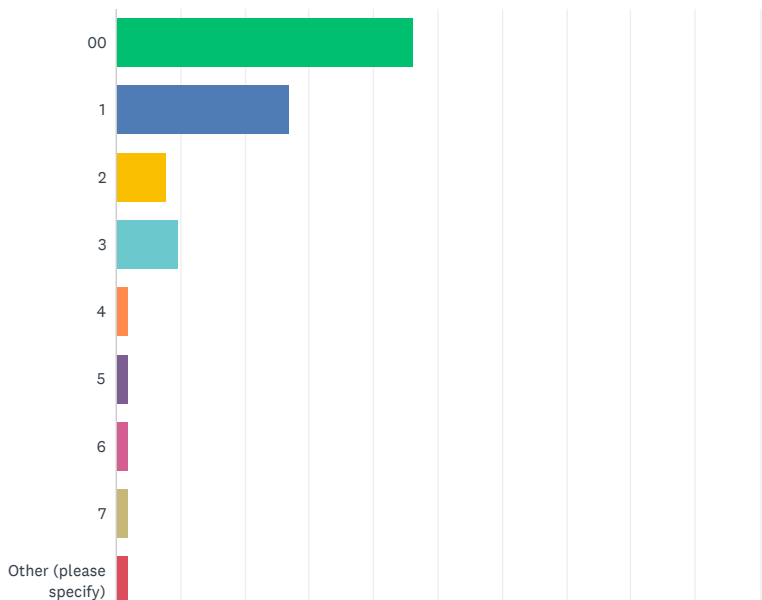
ANSWER CHOICES	RESPONSES	
00	34.62%	18
1-4	38.46%	20
5-9	23.08%	12
10-19	1.92%	1
20 and above	1.92%	1
Other (please specify)	0.00%	0
TOTAL		52

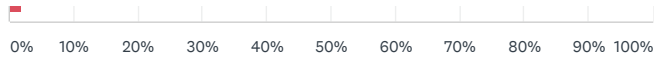
Q8



How many of you/team become covid positive during this period

Answered: 52 Skipped: 0





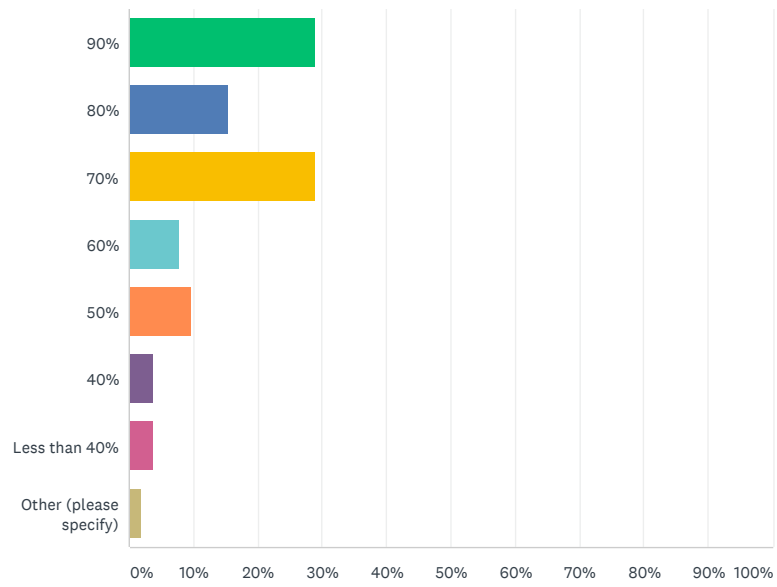
ANSWER CHOICES	RESPONSES	
00	46.15%	24
1	26.92%	14
2	7.69%	4
3	9.62%	5
4	1.92%	1
5	1.92%	1
6	1.92%	1
7	1.92%	1
Other (please specify)	1.92%	1
TOTAL		52

Q9



How much percentage of your/teams volume of operations have been reduced than pre-covid average

Answered: 52 Skipped: 0



ANSWER CHOICES	RESPONSES	
90%	28.85%	15
80%	15.38%	8
70%	28.85%	15
60%	7.69%	4
50%	9.62%	5
40%	3.85%	2
Less than 40%	3.85%	2

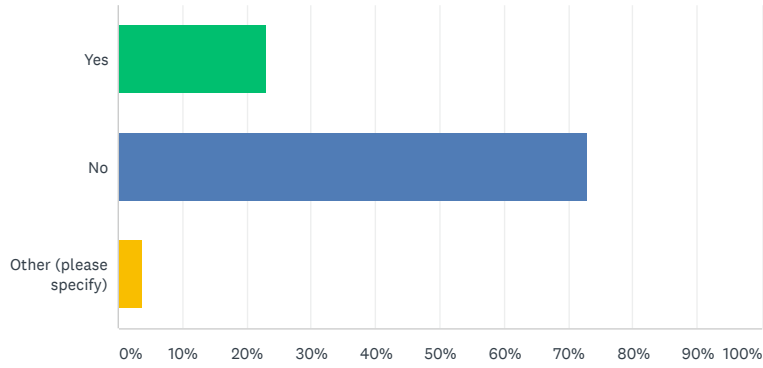
Other (please specify)	1.92%	1
TOTAL		52

Q10



Are you mentally prepared to start full swing routine operations given the current situation

Answered: 52 Skipped: 0



ANSWER CHOICES	RESPONSES	
Yes	23.08%	12
No	73.08%	38
Other (please specify)	3.85%	2
TOTAL		52

Powered by SurveyMonkey

Check out our [sample surveys](#) and [create your own now!](#)