

# Healthcare coverage and associated factors in Cameroon: analyses from a national survey

Fabrice Zobel Lekeumo Cheuyem <sup>1,2,\*</sup>, Constantine Tanywe Asahngwa <sup>2,3</sup>, Solange Dabou <sup>2</sup>, Brian Ngongheh Ajong <sup>4</sup>, Guy Stéphane Nloga <sup>1</sup>, Jessy Goupeyou-Youmsi <sup>2</sup>, Ariane Nouko <sup>1</sup>, Edwige Omona Guissana <sup>5</sup>, Rick Tchamani <sup>6</sup>, Ethel Ambo Eno <sup>7</sup>, Achangwa Chabeja <sup>8</sup>, Innocent Takougang <sup>1</sup>

1 Department of Public Health, Faculty of Medicine and Biomedical Sciences, The University of Yaoundé 1, Yaoundé, Cameroon

2 Division of Health Policy and Research, Nkafu Policy Institute, Denis and Lenora Foretia Foundation, Yaoundé, Cameroon

3 Department of Anthropology, The University of Yaoundé 1, Yaoundé, Cameroon

4 Health Emergencies Program, World Health Organization (WHO), Kinshasa, Democratic Republic of Congo

5 Department of Family Health, The Ministry of Public Health, Yaoundé, Cameroon

6 Rosière Higher School of Health Sciences, Yaoundé, Cameroon

7 Women in Global Health, Yaounde, Cameroon

8 Department of Public Health, University of West Indies, Bridgetown, Barbados

\*Corresponding author's address:

E-mail: [zobelcheuyem@gmail.com](mailto:zobelcheuyem@gmail.com)

Tel: +237 696 57 28 07

## Abstract

**Background** Emergency medicine systems are vital for reducing mortality and disability, yet Cameroon faces significant healthcare access challenges, with only 0.6% of GDP allocated to public health and 70% of health expenditures paid out-of-pocket. This study assessed proportion of population benefiting from health coverage, patterns, and associated factors in Cameroon to inform policies aimed at achieving universal health coverage (UHC).

**Methods** A nationally representative cross-sectional survey was conducted from February to March 2024, involving 1,200 adults selected via multistage random sampling. Data were collected through face-to-face interviews by national Afrobarometer team, and analyzed with R Statistics version 4.4.2. Logistic regression identified factors associated with medical coverage, adjusting for sociodemographic, economic, and occupational variables.

**Results** A proportion of 7.9% (95% CI: 6.4–9.6) of respondents reported benefiting from a health coverage in 2024, with the lowest rates reported in the North, Adamawa, Centre, and North-West regions. Private health insurance was the most common (44.3%), followed by civil servant schemes (20.5%) and community-based insurance (15.9%). Unemployed individuals were twice as likely to lack coverage (aOR = 2.22, 95% CI: 1.42–3.51). Those with secondary education had twice the odds of being uninsured compared to tertiary-educated individuals (aOR = 2.00, 95% CI: 1.21–3.27). Insured individuals were more likely to use healthcare services (9.6%;  $p = 0.028$ ), reported easier access to medical care (15.8%;  $p = 0.010$ ), and expressed fewer concerns about healthcare access (23.4%;  $p < 0.001$ ). Barriers among the uninsured included high costs (37.1%), lack of information (31.6%), complex registration processes (8.5%) and geographical constraints. Most of the community members reported being quite (51.1%) or very satisfied (23.9%) by the medical coverage they are benefiting from. Notably, 68% of respondents supported higher taxes to improve healthcare access.

**Conclusion** Cameroon's suboptimal medical coverage reflects systemic inequities tied to employment and education. Expanding employer-independent schemes, subsidizing premiums, and leveraging community-based models are critical to advancing UHC. Public willingness to contribute through taxes suggests political viability for systemic reforms.

**Keywords** Health insurance, universal health coverage, medical coverage, health coverage, healthcare access, out-of-pocket payments, Cameroon.

## Background

Emergency medicine systems are key players in the global healthcare architecture, saving lives and minimizing long-term disabilities. Their core function is to deliver urgent, time-critical medical care designed to significantly improve a patient's chances of recovery without lasting impairment [1,2]. It culminates in the immediate provision of life-saving emergency care upon arrival at the hospital, often within hours, minutes mere seconds, or of symptom onset [3]. Globally there is still a high proportion of people dying in emergency department of many healthcare settings. In 2019, emergency and/or operative conditions accounted for 514.09 deaths per 100,000 population and 18,113.00 Disability-adjusted life year (DALYs) per 100,000 population worldwide [4]. For emergency conditions, the per capita burden of deaths and DALYs is greatest for low-income countries [5].

In Cameroon, the life expectancy at birth (61 years in 2020) is still lower than that of several developed countries [6]. The maternal mortality ratio in 2023 is 250/100,000 live births, reflecting a high risk of women dying while giving birth [7]. A significant proportion of these deaths occur in emergency situations such as hemorrhage due to road traffic accidents or post-partum hemorrhage for women [8,9]. To properly address such health emergencies, a rapid pooling of health human resources, an adequate and high-quality technical platform, and financial resources are required. In a context of limited resources, mobilizing these resources for some families to save the life of their relatives might be challenging to ensure the optimal management of the patient.

In countries like Cameroon, domestic public health spending, at a mere 0.6% of gross domestic product, ranks as the third-lowest in sub-Saharan Africa [10]. Cameroon also faces the fourth-highest household out-of-pocket expenditure in the region, with approximately 475 billion XAF annually, representing 70% of total health expenditure [10,11]. In this context, where roughly 4 in 10 Cameroonians live below the national poverty line, health issues, especially emergency situations, might lead to death due to delays in patient management [12]. Additionally, the utilization of healthcare services (0.41 per 10,000 population) is still very low compared to the WHO target (5 per 10,000 population). This leads to delayed seeking care during illness, which worsens the patient's condition and reduces the chances of recovery [6].

To prevent these deaths resulting from limited financial resources and poor utilization of healthcare services, the implementation of universal health coverage (UHC) in the country is one possible solution to increase access to quality healthcare [13,14]. Since April 2022, Cameroon has engaged in a significant UHC health system reform, aiming to ensure fair access to high-quality, affordable healthcare for all its citizens, with a special focus on the nation's most vulnerable groups [15].

However, the packages offered in this initial phase primarily covered healthcare for specific groups within the Cameroonian population [16]. This package includes several interventions ranging from prevention to care and treatment services for pregnant women, children under 5 years, patients on dialysis, and those diagnosed with tuberculosis, as well as human immunodeficiency virus (HIV)-related health services for people living with HIV [17].

In order to benefit from medical coverage, other population groups not covered by this UHC must subscribe to one of the health insurance schemes available in the country. Such medical insurance options include community-based health insurance, private health insurance offered by some traditional insurance and bank companies, and other medical coverages offered by the government to civil servants [14,18].

To sustainably run the UHC public policy in the country, households will be required to contribute financially to the program. Study reports identified significant factors associated with willingness to pay for UHC. Such factors include sociodemographic and economic characteristics, healthcare utilization, and policy perception [15].

On the other hand, a study conducted in Cameroon revealed six primary barriers to health insurance uptake and utilization, affecting both subscribers and non-subscribers. These included distrust in current health insurance policies, insufficient awareness of available schemes, high subscription costs, lengthy and complex bureaucratic procedures, infrequent healthcare utilization, and the common practice of self-medication [14].

To better inform decision-makers, there's a clear need for data on the implementation of healthcare coverage in Cameroon as perceived by the general population. This information would help national and international stakeholders to develop targeted strategies to improve access to quality healthcare, reduce out-of-pocket (OOP) expenses, and prevent avoidable deaths due to financial constraints. This study aimed to provide a comprehensive national overview of how healthcare coverage is implemented in Cameroon. Specifically, we need to map the distribution of medical coverage across the country, identify the factors that determine its uptake, reveal the most prevalent types of insurance, understand the behaviors of both insured and uninsured individuals, and assess the level of satisfaction among beneficiaries.

## **Methods**

### **Study design and period**

The present study was cross-sectional survey conducted in Cameroon from February 27 and March 20, 2024.

## Study setting

Cameroon, located in Central Africa, is a geographically and culturally diverse nation often referred to as 'Africa in miniature' due to its varied landscapes, climates, and ethnic groups, with French and English as official languages [19]. Bordered by Nigeria, Chad, the Central African Republic, Equatorial Guinea, Gabon, and the Republic of the Congo, it features coastal plains, dense rainforests, savannas, and mountainous regions [19,20]. The country has an estimated population of over 29 million people, it is divided in ten administrative regions; it has two capital cities: Yaoundé, the political capital, and Douala, the economic capital [21]. The population is very young: 43.6% of Cameroonians are less than 15 years [22]. Cameroon's economy is mixed, relying on agriculture, oil, timber, and mining, while its political landscape has been dominated by long-standing stability, though recent years have seen tensions in Anglophone regions (South-West and North-West) [23].

## Study participants and sampling

This survey included adult Cameroonians aged 18 and more who provided their informed consent to participate. A multistage random sampling technique was used to select a total of 1,200 nationally representative adult Cameroonians to yield national results with a margin of error of +/-3 percentage points at a 95% confidence level [24].

## Data collection

Data collection was performed by the Afrobarometer Cameroon national partner, led by Cible Etudes & Conseil. Afrobarometer is a pan-African, non-partisan survey research network that gathers reliable data on Africans' experiences and evaluations of democracy, governance, and quality of life. The interview was conducted face-to-face in the respondent's language with nationally representative samples. Afrobarometer provides support and oversight at each stage of the process [25].

National partners trained interviewers to ensure that they are familiar with the questionnaire in national and local languages, the sampling protocol, and best field practices, and are confident in applying Afrobarometer's survey methodology. After the training, teams of four interviewers and one field supervisor travelled to enumeration areas in all parts of the country. Each national sample was distributed across regions and urban/rural areas in proportion to their share in the national population. Every adult citizen had an equal chance of being selected as a respondent. Interviews were conducted in a language of the respondent's choice using electronic tablets, and usually took about an hour. Responses were strictly confidential and anonymized [25].

## Data quality assessment

The national partner verified and checked their data for any incomplete, improperly formatted, or inaccurate records. Data managers at regional core partners and at Afrobarometer cleaned and finalized the data sets. A more detailed methodology used to implement this survey is available online [25].

## Data source and statistical analysis

Data were downloaded from the online repository of Afrobarometer [26]. They were then exported, recoded as necessary, and analyzed using R Statistics version 4.4.2 [27]. The respondent characteristics were presented as counts and frequencies. The Chi-2 and Fisher exact tests were used to establish associations between categorical variables. Maps were generated using QGIS Desktop software version 3.42.3. The dependent variable was benefiting from any form a medical coverage, while the independent variables included age, sex, educational level, religion, economic status, occupation status (having a job or not), and professional status. Univariable and multivariable logistic regression analyses were used to identify factors associated with medical coverage through Odds Ratios (ORs) and their corresponding 95% confidence intervals (CIs). The selection of predictors that best fit the model was done stepwise using the Akaike Information Criterion (AIC) [28]. The model with the lowest index was then selected [29]. A  $p$ -value  $\leq$  5% was considered statistically significant.

## Results

A total of 1,200 Cameroonians were enrolled in this study. Most of them were aged less than 36 years (68%), male and female as well as rural and urban residents were equally represented. They mostly attended secondary school (53%) (Table 1).

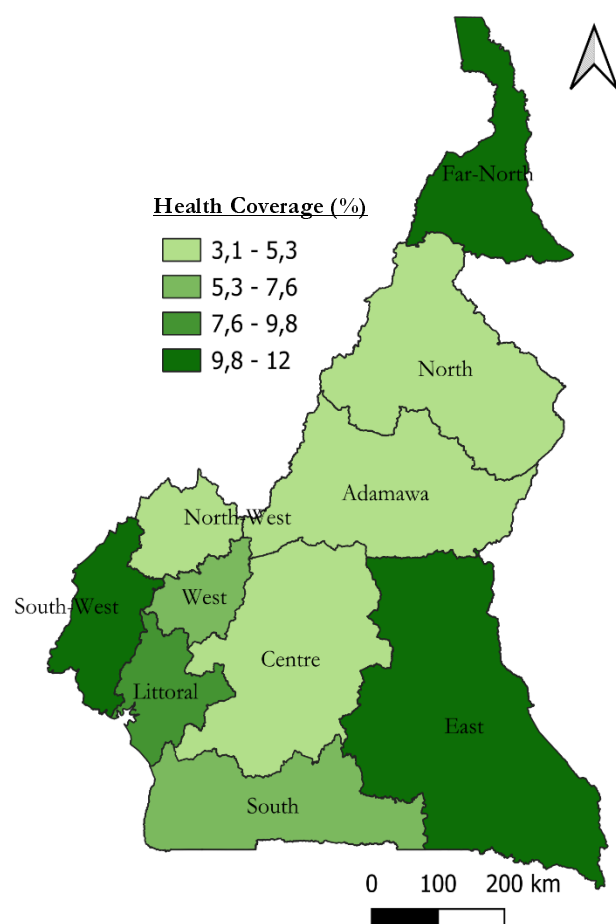
**Table 1** Sociodemographic and professional characteristics of study participants, 2024 (n = 1,200)

<b>Characteristic</b>	<b>Count (n)</b>	<b>Frequency (%)</b>
<b>Age group</b>		
18-25	376	31.3
26-35	438	36.5
36-45	216	18.0
46-55	108	9.0
56+	62	5.2
<b>Sex</b>		
Female	595	49.6
Male	605	50.4
<b>Residence area</b>		
Rural	592	49.3
Urban	608	50.7
<b>Educational level</b>		
No formal education	88	7.3
Primary	187	15.6
Secondary	641	53.4
Tertiary	284	23.7
<b>Region of residence</b>		
Adamawa	56	4.7
Centre	248	20.7
East	56	4.7
Far-North	184	15.3
Littoral	216	18.0
North	128	10.7
North-West	104	8.7
South	40	3.3
South-West	96	8.0
West	72	6.0
<b>Religion</b>		
Christian	925	77.1
Muslim	203	16.9
Other	72	6.0
<b>Main occupation</b>		
Agro-pastoral work	213	17.8
Skilled professionals	207	17.3
Housewife	111	9.3
Middle-ranking professional	115	9.6
Never had a job	40	3.3
Merchant	251	20.9
Student	182	15.2
Unskilled worker	81	6.8
<b>Perceived economic situation</b>		
Very bad	247	20.6
Bad	311	25.9
Fair	229	19.1

Fairly good	345	28.7
Very good	68	5.7

## Health coverage pattern

A low proportion of Cameroonian (7.9%; 95% CI: 6.4-9.6) reported benefiting from a health coverage. The regions whose residents reported the lowest health coverage included the North, the Adamawa, the Centre, and the North-West. The subdivision with the lowest reported health coverage encompassed the Dja-et-Lobo in the South region, the Faro and the Mayo-Louti in the North region, the Mayo-Banyo and the Mbéré in the Adamawa region, the Mbam-et-Inoubou and the Nyong-et-So'o in the Centre region, and the Mifi and the Nkam in the West region (Fig 1 and Supplementary Table 1 and 2).



**Fig. 1** Regional mapping of health coverage among community members in Cameroon, 2024

There was a significant association between being covered by health insurance and using the healthcare service in the last 12 months (9.6%;  $p = 0.028$ ). Community members covered tended to significantly perceive the obtention of medical attention very easy (15.8%;  $p = 0.010$ ). Furthermore, those who benefited from

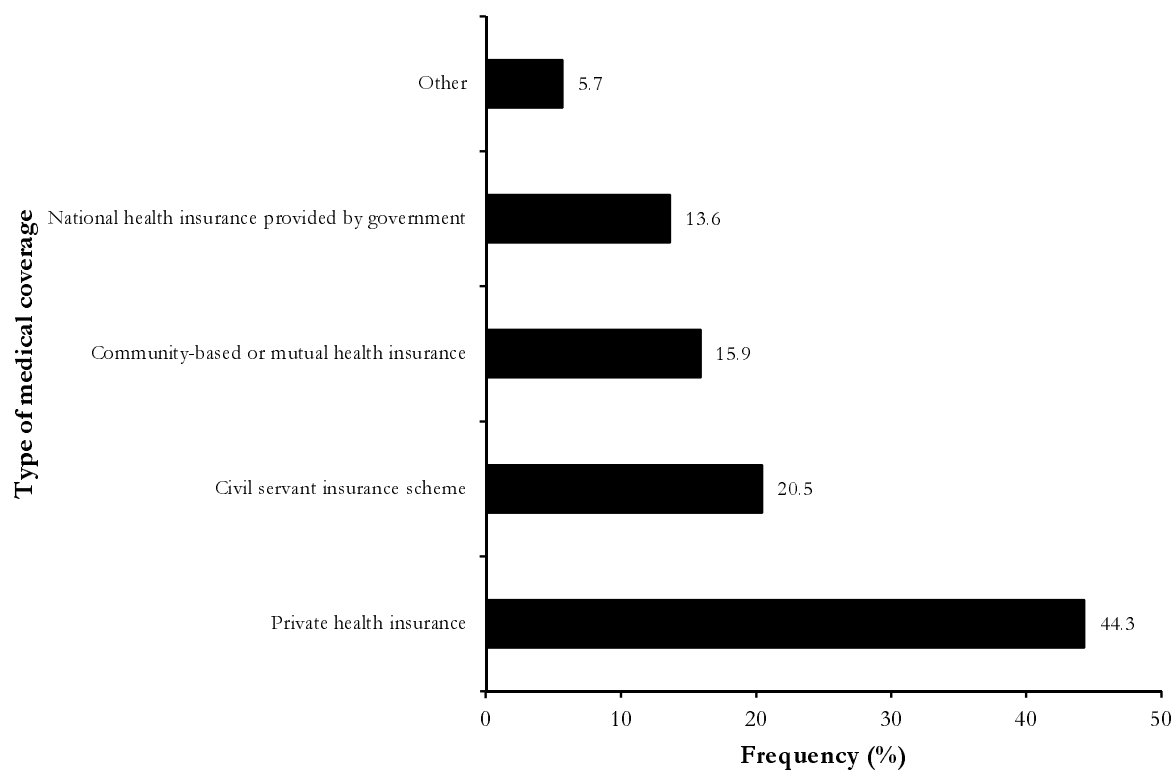
health coverage reported less concerns about healthcare access (23.4%;  $p \leq 0.001$ ). Moreover, more than two-thirds of the respondents ( $n = 814$ ; 68%) strongly agree or just agree to pay more taxes to warrant better access to healthcare services (Table 2).

**Table 2** Community member perceptions on healthcare service according to their reported health coverage status in Cameroon, 2024 ( $n = 1,200$ )

Variable	Health coverage		Total	p-value <sup>†</sup>
	n (%)			
	Yes	No		
	N = 88	N = 1,112	1,200 (100)	
<b>Dealt with a health facility</b>				0.028
No	47 (6.1)	725 (93.9)	772	
Yes	41 (9.6)	387 (90.4)	428	
<b>Obtaining medical attention</b>				0.010
Very difficult	5 (8.6)	53 (91.4)	58	
Difficult	8 (5.2)	146 (94.8)	154	
Easy	22 (12.4)	155 (87.6)	177	
Very easy	6 (15.8)	32 (84.2)	38	
No contact/Non applicable	47 (6.1)	726 (93.9)	773	
<b>Concerns about healthcare access</b>				<0.001
Very much	21 (3.6)	570 (96.4)	591	
A little	19 (9.0)	192 (91.0)	211	
Somewhat	23 (7.9)	268 (92.1)	291	
Not at all	25 (23.4)	82 (76.6)	107	
<b>More taxes to guarantee access to healthcare</b>				0.668
Strongly agree	31 (7.4)	387 (92.6)	418	
Agree	25 (6.3)	371 (93.7)	396	
Neutral	7 (11.3)	55 (88.7)	62	
Disagree	16 (7.8)	188 (92.2)	204	
Strongly disagree	9 (7.5)	111 (92.5)	120	
<b>Frequency of lack of healthcare</b>				0.791
Never	25 (8.0)	286 (92.0)	311	
Just one or two times	21 (8.6)	222 (91.4)	243	
sometimes	21 (6.1)	324 (93.9)	345	
Many times	16 (7.1)	209 (92.9)	225	
Always	5 (6.6)	71 (93.4)	76	

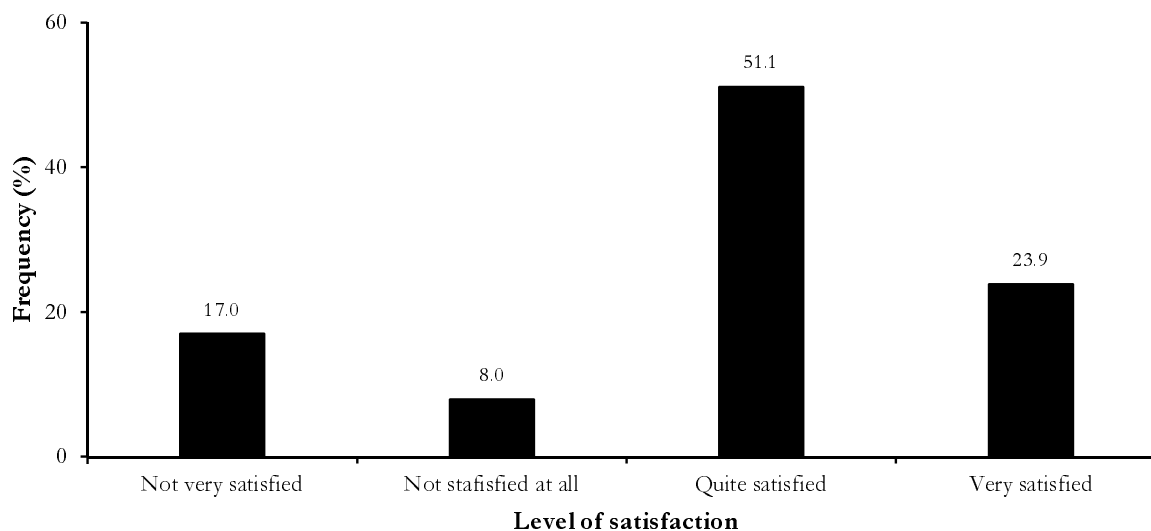
<sup>†</sup> Pearson's chi square test

The most commonly reported health insurance benefited included the private health insurance (44.3%), civil servant insurance scheme (20.5%) and the community-based health insurance (15.9%) (Fig 2).



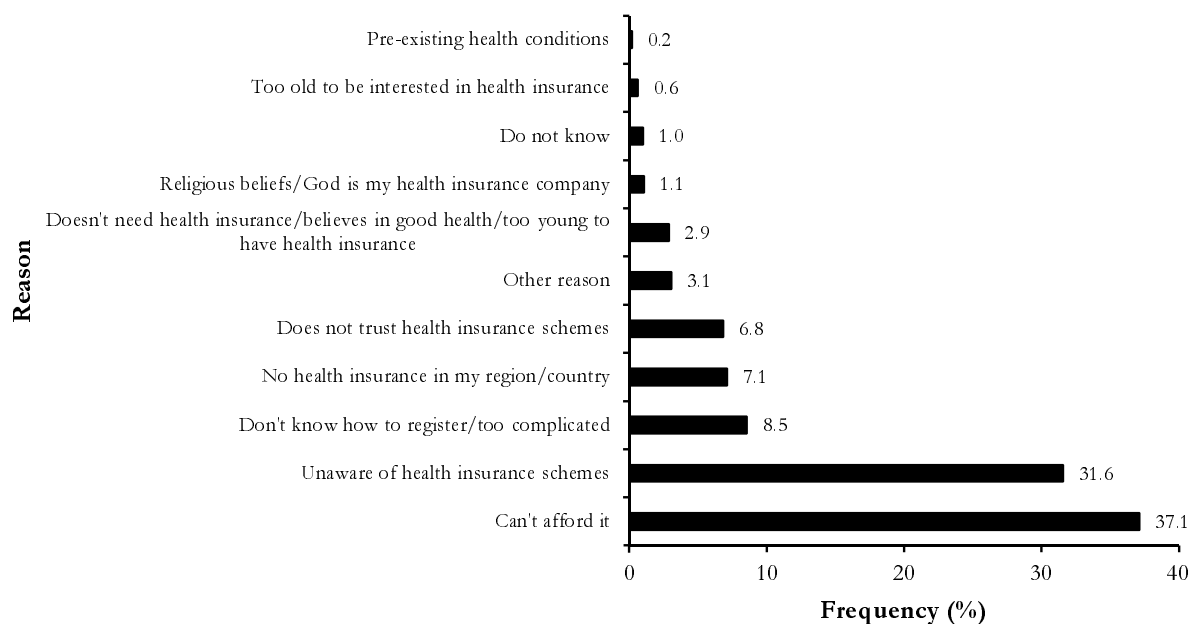
**Fig. 2** Reported patterns of health coverages benefited by Cameroonians, 2024 (n = 88)

Most of the community members reported being quite (51.1%) or very satisfied (23.9%) by the health coverage they are benefiting from (Fig 3).



**Fig. 3** Level of satisfaction about the health coverage among beneficiaries in Cameroon, (n = 88)

Among 1,112 who reported not benefiting from any health coverage, the most commonly reported barrier included the cost which was judged high (37.1%), lack of information related to health insurance schemes (31.6%), registration perceived as complex (8.5%), and geographical constraints (7.1%) (Fig. 4).



**Fig. 4** Reported barrier to health coverage access among Cameroonians, 2024 (n = 1,112)

## Factors associated with health coverage

Based on the multivariate analysis, benefiting from health coverage were significantly associated with owning a job ( $p \leq 0.001$ ) and community member's educational level ( $p = 0.006$ ). Those who had no job in the last twelve months were significantly twice more likely to report being uncovered by a health insurance (aOR = 2.22; 95% CI: 1.42-3.51). The lesser the education level, the higher the odds of being uncovered; compared to those with tertiary level of education, community members with secondary level of education were significantly twice (aOR = 2.00; 95% CI: 1.21-3.27) more likely to be uncovered by a health insurance scheme (Table 3).

**Table 3** Simple and multiple binary logistic regressions of socioprofessional and economic parameters associated with non-coverage by health insurance among Cameroonians, 2024 (n = 1,200)

Factor	Health coverage n (%)		cOR	p-value	aOR	95% CI limits		p-value
	No	Yes				Lower	Upper	
	1,112 (93)	88 (7)						
<b>Age group (years)</b>								
18-25	351 (93.4)	25 (6.6)	1					
26-35	408 (93.2)	30 (6.8)	1.03	0.910				
36-45	192 (88.9)	24 (11.1)	1.76	0.060				
46-55	101 (93.5)	7 (6.5)	0.97	0.951				
56+	60 (96.8)	2 (3.2)	0.47	0.310				
<b>Sex</b>								
Male	556 (91.9)	49 (8.1)	1					
Female	556 (93.4)	39 (6.6)	1.26	0.306				
<b>Residence</b>								
Urban	559 (91.9)	49 (8.1)	1					
Rural	553 (93.4)	39 (6.6)	1.24	0.329				
<b>Occupation status</b>								
Own a job	413 (89.0)	51 (11.0)						
No job	699 (95.0)	37 (5.0)	2.33	<0.001	2.22	1.42	3.51	<0.001
<b>Economic status</b>								
Very good	11 (16.2)	57 (83.8)	1					
Fairly good	25 (7.2)	320 (92.8)	2.47	0.020				
Fair	20 (8.7)	209 (91.3)	2.02	0.083				
Bad	17 (5.5)	294 (94.5)	3.34	0.004				
Very bad	15 (6.1)	232 (93.9)	2.98	0.010				
<b>Religion</b>								
Muslim	14 (6.9)	189 (93.1)	1					
Christian	63 (6.8)	862 (93.2)	1.01	0.965	1.45	0.74	2.68	0.255
Other	11 (15.3)	61 (84.7)	0.41	0.038	0.48	0.20	1.17	0.098

### Professional status

Skilled professionals	183 (88.4)	24 (11.6)	1					
Middle-ranking professional	100 (87.0)	15 (13.0)	0.87	0.703				
Unskilled worker	74 (91.4)	7 (8.6)	1.39	0.469				
Merchant	239 (95.2)	12 (4.8)	2.61	0.009				
Agro-pastoral work	203 (95.3)	10 (4.7)	2.66	0.012				
Student	170 (93.4)	12 (6.6)	1.86	0.093				
Housewife	104 (93.7)	7 (6.3)	1.95	0.135				
Never had a job	39 (97.5)	1 (2.5)	5.11	0.115				

### Educational level

Tertiary	34 (12.0)	250 (88.0)	1					
Secondary	39 (6.1)	602 (93.9)	2.10	0.003	2.00	1.21	3.27	0.006
Primary	11 (5.9)	176 (94.1)	2.18	0.031	2.05	1.02	4.45	0.054
No formal education	4 (4.5)	84 (95.5)	2.86	0.053	3.04	1.09	10.9	0.052

*cOR: Crude odds ratio; aOR: Adjusted Odds Ratio; CI: Confidence interval*

## Discussion

This study reveals a low proportion (7.9%) of Cameroonians benefiting from any form of health coverage, highlighting significant gaps in healthcare access across the country. The disparities in coverage observed, align with broader socio-demographic, economic and geographic inequalities, where rural and economically disadvantaged populations face greater barriers to healthcare services [30–32]. Our result corroborates findings from other previous survey conducted in 2020 in Cameroon and in Sub-Saharan Africa [33]. This highlights the persistence of a low health insurance coverage within communities across time. However, the progressive increase in the basket of care and the modalities allowing the inclusion of a greater number of beneficiaries through the implementation of the next phases of UHC in Cameroon will make it possible to improve the health coverage of the population and prevent catastrophic out-of-pocket expenses for health. Furthermore, studies have reported recurrent hospital detentions due to unpaid hospital bills among the most vulnerable strata of the Cameroonian population, highlighting the need for a functional healthcare protection mechanism to reduce the cost of healthcare services [34,35]. This low healthcare coverage in Cameroon underscores the urgent need for policy interventions to expand health insurance especially the UHC and improve healthcare accessibility, particularly in underserved regions such as the North, Adamawa, Centre, and North-West

The study identified key factors associated with health coverage, including employment status and educational attainment. Individuals without jobs were twice as likely to lack health insurance (aOR = 2.22),

emphasizing the role of formal employment in facilitating access to coverage, likely through employer-sponsored schemes or through individual direct subscription to a private health insurance scheme [36]. Similarly, lower educational levels were strongly correlated with non-coverage, with those having only secondary education being twice as likely to be uninsured compared to those with tertiary education (aOR = 2.00). These findings suggest that education may enhance awareness of health insurance benefits and the ability to navigate enrollment processes; as the lengthy and complicated bureaucratic processes has been reported as one of the barrier to health insurance subscription in Cameroon [14]. Furthermore, in addition to better awareness, the most educated individuals might perceive better the usefulness of healthcare coverage and trust health insurance companies more. Our findings confirm observations from a multilevel national survey in sub-Saharan Africa [33].

The type of health insurance varied among beneficiaries, with private health insurance being the most common (44.3%), followed by civil servant schemes (20.5%) and community-based insurance (15.9%). This distribution reflects the fact that health insurance system is often tied to employment or individual ability to purchase an insurance scheme, leaving vulnerable groups such as informal workers and rural residents disproportionately excluded [32]. The high satisfaction levels among beneficiaries (75% reported being "quite" or "very satisfied") indicates that existing schemes, though limited in reach, are perceived as valuable by those who can access them. Similar level of satisfactions were reported in Nigeria and Ethiopia among community members covered by a health insurance scheme [37,38].

Barriers to coverage were predominantly financial, with 37.1% of uninsured respondents mentioning high costs as the primary obstacle. Unawareness of insurance schemes (31.6%) and geographic constraints (7.1%) further compounded the problem, particularly in remote areas. These challenges call for targeted measures, such as subsidized subscription for the most disadvantaged social strata, public awareness campaigns, and the expansion of private health insurance including the promotion of community-based models to reach marginalized populations [14,33,39].

The study also revealed that health insurance significantly improved healthcare access and reduced perceived barriers. Insured individuals were more likely to use healthcare services (9.6%;  $p = 0.028$ ) and reported fewer concerns about access (23.4%;  $p < 0.001$ ). These results align with global evidence that health insurance mitigates financial hardships and encourages timely care-seeking behavior [40,41].

Most of the respondents (68%) expressed willingness to pay higher taxes for improved healthcare access, suggesting public support for systemic reforms. Our finding corroborates conclusions from studies conducted elsewhere in the world [5,42,43]. This finding could inform policy decisions, suggesting that tax-funded UHC schemes may be politically viable and socially desirable in Cameroon.

## Limitations

The cross-sectional design limits causal inferences, and self-reported data might introduce recall bias. However, the use of nationally representative sampling and robust statistical methods enhances the generalizability of the findings. The study's focus on both coverage patterns and barriers provides a comprehensive foundation for future research and policy formulation.

## Conclusions

Cameroon's suboptimal health insurance coverage reflects systemic inequities tied to employment, education, and geography. Addressing these gaps requires multi-factorial strategies, including expanding employer-independent schemes, subsidizing premiums for low-income groups, and leveraging community-based models. Policymakers should prioritize UHC initiatives to align with the population's readiness for collective financing, ensuring equitable access to healthcare for all Cameroonians.

## Abbreviation

aOR: Adjusted odds ratio

CI: Confidence interval

cOR: Crude odds ratio

DALY: Disability-adjusted life year

GDP: Gross domestic production

OOP: Out-of-pocket payment

UHC: Universal health coverage

## Declaration

**Author contributions:** FZLC conceived the original idea of the study, performed the analyses and wrote the first draft of the manuscript. FZLC, CTA, SD, GSN, JG-Y, AN, EOG, RT, EAE, AC, and IT critically reviewed and revised successive drafts of the manuscript. All authors read and approved the final manuscript.

**Ethical approval statement:** Not applicable

**Consent for publication:** Not applicable.

**Availability of data and materials:** Data source of this study is available online in the Afrobarometer website [25].

**Competing interests:** All authors declare no conflicts of interest.

**Funding source:** This research did not receive any specific grant from funding agencies in the public, commercial or not-for-profit sectors

## References

1. Pines JM, Hilton JA, Weber EJ, Alkemade AJ, Al Shabanah H, Anderson PD, et al. International Perspectives on Emergency Department Crowding: INTERNATIONAL PERSPECTIVES ON ED CROWDING. *Acad Emerg Med*. 2011;18(12):1358–70.
2. Hirshon JM, Risko N, Calvello EJ, Ramirez SS de, Narayan M, Theodosios C, et al. Health systems and services: the role of acute care. *Bull World Health Organ*. 2013; 91:386–8.
3. Razzak J, Usmani MF, Bhutta ZA. Global, regional and national burden of emergency medical diseases using specific emergency disease indicators: analysis of the 2015 Global Burden of Disease Study. *BMJ Glob Health*. 2019;4(2).
4. Wimmer S, Sarabu S, Hynes EC, Plummer ML, Bognini MS, Kebede MA, et al. Global burden of emergency and operative conditions: an analysis of Global Burden of Disease data, 2011–2019. *Bull World Health Organ*. 2025;103(3):194.
5. Siu E, Thow AM. Linking health and finance ministries to improve taxes on unhealthy products. *Bull World Health Organ*. 2022;100(9):570–7.
6. Cheuyem FZL, Ajong BN, Amani A, Boukeng LBK, Ngos CS, Nkongo FK, et al. Sustainable Development Goals and Health Sector Strategic Indicators Assessment in Cameroon: A Retrospective Analysis at Regional and National Levels. *medRxiv*; 2024. doi:10.1101/2024.11.25.24317921v1.
7. Cameroon. World Bank Gender Data Portal. 2025. <https://genderdata.worldbank.org/en/economies/cameroon>. Accessed 2025 Jun 18.
8. Nana TN, Tchounzou R, Mangala FN, Essome H, Demgne JT, Kobenge FM, et al. Primary Post-Partum Haemorrhage Following Vaginal Deliveries at the Douala General Hospital: Prevalence, Causes and Risk Factors. *Open J Obstet Gynecol*. 2021;11(6):742–52.
9. Maternal mortality. WHO, Geneva. 2025. <https://www.who.int/news-room/fact-sheets/detail/maternal-mortality>. Accessed 2025 Jun 18.

10. Njournemi Z, Fadimatou A, Honore Ntavoua S, Mongbet O, Manouore R. Health Insurance Coverage and Its Socioeconomic and Demographic Determinants in Cameroon. *Int J Health Econ Policy*. 2023;8(2):44–56.
11. Chen RW, Tchabo W, Tchamy J. Willingness to join and pay for community-based health insurance and associated determinants among urban households of Cameroon: case of Douala and Yaounde. *Heliyon*. 2021;7(3): e06507.
12. Overview on Cameroon. World Bank. 2025. <https://www.worldbank.org/en/country/cameroon/overview>. Accessed 2025 Jun 18.
13. Nde CJ, Raymond A, Saidu Y, Cheng NI, Nzuobontane D, Atemnkeng JT, et al. Reaching universal health coverage by 2035: is Cameroon on track. *Univers J Public Health*. 2019;7(3):110–7.
14. Kibu OD, Kepgang E, Sinsai R, Conner A, Asahngwa C, Ngwa W, et al. Barriers and Motivations for Health Insurance Subscription Among Health-Care Users in Cameroon. *J Surg Res*. 2024; 293:158–67.
15. Diaby O, Mbanga C, Biwole Fouda J, Beyina Edzana YP, Saidu Y. Factors associated with household willingness to pay for Universal Health Coverage in Cameroon: a nationwide cross-sectional analysis. *BMC Health Serv Res*. 2024;24(1):1313.
16. Universal Health Coverage in Cameroon: 18 Months of Transforming Lives and Health Care. Jhpiego. 2024. <https://www.jhpiego.org/story/universal-health-coverage-in-cameroon-18-months-of-transforming-lives-and-health-care/>. Accessed 2025 Jun 19.
17. 18 mois de Couverture Sanitaire Universelle au Cameroun □: Transformer les Vies et les Soins de Santé. Management Sciences for Health. 2024. <https://msh.org/fr/story/18-months-of-universal-health-coverage-in-cameroon-transforming-lives-and-health-care/>. Accessed 2025 Jun 19.
18. Noubiap JJN, Joko WYA, Obama JMN, Bigna JJR. Community-based health insurance knowledge, concern, preferences, and financial planning for health care among informal sector workers in a health district of Douala, Cameroon. *Pan Afr Med J*. 2013; 16:17.
19. Cameroon: People, Culture, Geography & Language. African Ancestry. 2025. <https://africanancestry.com/blogs/african-countries/africanancestry.com/blogs/african-countries/cameroon-people-culture-geography-language>. Accessed 2025 Jun 15.
20. Means R. Cameroon. EBSCO Research Starters. 2025. <https://www.ebsco.com/research-starters/geography-and-cartography/cameroon>. Accessed 2025 Jun 15.
21. Cheuyem FZL, Mouangue C, Ajong BN, Edzamba MF, Hamadama DCM, Achangwa C, et al. Occupational exposure to blood and other body fluids among healthcare workers in Cameroon: A systematic review and meta-analysis. *Glob Health Econ Sustain*. 2025;0(0):025090016.
22. Aikins ER. Cameroon slider. Canva. 2024. <https://futures.issafrica.org/geographic/countries/cameroon/>. Accessed 2025 Jun 15.
23. Takougang I, Cheuyem FZL, Changeh BA, Nyonga ND, Moneboulou HM. Accidental Exposure to Body Fluids Among Healthcare Workers in a Referral Hospital in the Security-Challenged Region of South West Cameroon. *J Nurs Healthc*. 2024;9(2):1–13.

24. 10 things to know about Afrobarometer data & methodology. Afrobarometer. 2025. <https://www.afrobarometer.org/articles/10-things-know-about-afrobarometer-data-methodology/>. Accessed 2025 Jun 15.
25. Surveys and methods. Afrobarometer. 2024. <https://www.afrobarometer.org/surveys-and-methods/>. Accessed 2025 Jun 15.
26. Cameroon Round 10 data (2024). Afrobarometer Data. 2024. <https://www.afrobarometer.org/survey-resource/cameroon-round-10-data-2024/>. Accessed 2025 Jun 15.
27. R Core Team. R: A Language and Environment for Statistical Computing. R Foundation for Statistical Computing, Vienna, Austria. 2024. <https://www.R-project.org/>. Accessed 2024 May 30.
28. Akaike Information Criterion - an overview. ScienceDirect Topics. 2021. <https://www.sciencedirect.com/topics/medicine-and-dentistry/akaike-information-criterion>. Accessed 2025 Jun 15.
29. Cheuyem FZL, Edzamba MF, Amani A, Mossus T. Factors associated with alcohol, smoking, and illicit drug use among university students in Yaoundé, Cameroon. *Discov Public Health*. 2025;22(1):11.
30. Aragie H, Negash HK, Getnet M, Tesfaye W, Gela YY, Asefa T, et al. Barriers to healthcare access: a multilevel analysis of individual- and community-level factors affecting female youths' access to healthcare services in Senegal. *BMC Health Serv Res*. 2025;25(1):607.
31. Cheuyem FZL, Amani A, Ajong BN, Boukeng LBK, Mouangue C, Tsafack MGM, et al. Humanization of Care: A Geospatial Analysis of Key Indicators of Quality and Safety of Health Care and Service in the Centre Region, Cameroon. *medRxiv*; 2024. doi:10.1101/2024.11.11.24317125v1.
32. Eze OI, Chukwuma IF. Does expanding health insurance in rural Nigeria result in improved health outcomes and poverty reduction? *J Glob Health Econ Policy*. 2024;4: e2024007.
33. Amu H, Dickson KS, Adde KS, Kissah-Korsah K, Darteh EKM, Kumi-Kyereme A. Prevalence and factors associated with health insurance coverage in urban sub-Saharan Africa: Multilevel analyses of demographic and health survey data. Sharma GA, editor. *PLOS ONE*. 2022;17(3): e0264162.
34. Asahngwa C, Kibu OD, Ngo NV, Ngwa W, Muenyi CS, Zalamea NN, et al. Hospital Detention for the Inability to Pay: A Qualitative Study of Patient Experiences in Cameroon. *J Surg Res*. 2023; 290:257–65.
35. Protection of Human Rights: Detention of individuals unable to pay for their care in public hospitals. Cameroon Human Right Commission, Yaoundé. 2024. <https://cdhc.cm/index.php?page=news&lang=eng&post=Protection-of-Human-Rights---Detention-of-individuals-unable-to-pay-for-their-care-in-public-hospitals&id=215%20class=>. Accessed 2025 Jun 22.
36. Uninsurance I of M (US) C on the C of. Why Health Insurance Matters. In: Coverage Matters: Insurance and Health Care. National Academies Press (US); 2001. <https://www.ncbi.nlm.nih.gov/books/NBK223643/>. Accessed 2025 Jun 16.
37. Addise T, Alemayehu T, Assefa N, Erkalo D. The Magnitude of Satisfaction and Associated Factors Among Household Heads Who Visited Health Facilities with Community-Based Health Insurance Scheme in Anilemo District, Hadiya Zone, Southern Ethiopia. *Risk Manag Healthc Policy*. 2021; 14:145–54.

38. Obikeze E, Onwujekwe O. The roles of health maintenance organizations in the implementation of a social health insurance scheme in Enugu, Southeast Nigeria: a mixed-method investigation. *Int J Equity Health*. 2020; 19:33.
39. Cheno RW, Tchabo W, Tchamy J. Willingness to join and pay for community-based health insurance and associated determinants among urban households of Cameroon: case of Douala and Yaounde. *Heliyon*. 2021;7(3): e06507.
40. Al-Hanawi MK, Mwale ML, Kamninga TM. The Effects of Health Insurance on Health-Seeking Behaviour: Evidence from the Kingdom of Saudi Arabia. *Risk Manag Healthc Policy*. 2020; 13:595–607.
41. Kung LH, Kung CM, Chen CC, Yan YH. Impact of NHI copayment adjustments on healthcare seeking behavior: the mediating role of health facility identification. *BMC Health Serv Res*. 2024;24(1):1148.
42. Habibov N, Cheung A, Auchynnikava A. Does social trust increase willingness to pay taxes to improve public healthcare? Cross-sectional cross-country instrumental variable analysis. *Soc Sci Med*. 2017; 189:25–34.
43. Loewenson R, Mukumba C. Recovering lost tax to meet the health financing gap for universal public sector health systems in East and Southern Africa. *BMJ Glob Health*. 2023;8(Suppl 8).