

1 **Geographical and Gender Diversity in Cochrane and non-** 2 **Cochrane Reviews Authorship: A Meta-Research Study**

3
4 Ahmad Sofi-Mahmudi*¹⁻³, ORCID: 0000-0001-6829-0823

5 Jana Stojanova^{4,5}, ORCID: 0000-0003-4812-5745

6 Elpida Vounzoulaki⁶, ORCID: 0000-0003-3137-8295

7 Eve Tomlinson⁷, ORCID: 0000-0002-0969-602X

8 Ana Beatriz-Pizarro⁸, ORCID: 0000-0003-4089-454X

9 Sahar Khademioore², ORCID: 0000-0002-3025-0006

10 Etienne Ngeh⁹, ORCID: 0000-0002-6555-4085

11 Amin Sharifan^{10,11}, ORCID: 0000-0003-0571-5964

12 Lucy Elauteri Mrema¹², ORCID: 0000-0003-4465-5618

13 Alexis Ceecee Britten-Jones¹³⁻¹⁵, ORCID: 0000-0002-1101-2870

14 Santiago Castiello-de Obeso¹⁶, ORCID: 0000-0002-3672-1366

15 Vivian A. Welch^{17,18}, ORCID: 0000-0002-5238-7097

16 Lawrence Mbuagbaw^{1,2,19-21}, ORCID: 0000-0001-5855-5461

17 Peter Tugwell^{17,18,22}, ORCID: 0000-0001-5062-0556

18
19 **1** National Pain Centre, Department of Anesthesia, McMaster University, Hamilton, ON, Canada.

20 **2** Department of Health Research Methods, Evidence and Impact, McMaster University, Hamilton, ON, Canada.

21 **3** Seqiz Health Network, Kurdistan University of Medical Sciences, Seqiz, Kurdistan.

22 **4** Department of Clinical Pharmacology and Toxicology, St. Vincent's Hospital, Sydney, NSW, 2010, Australia.

23 **5** School of Medicine, Universidad de Valparaiso, Chile.

24 **6** Leicester Real World Evidence Unit, Diabetes Research Centre, University of Leicester, UK.

25 **7** Population Health Sciences, Bristol Medical School, University of Bristol, Bristol, UK.

26 **8** Clinical Research Center, Fundación Valle del Lili, Cali, Colombia.

27 **9** Department of Allied Health Professions, Sheffield Hallam University, L108, 36 Collegiate Crescent, Sheffield S10 2BP, UK.

28 **10** Department of Pharmaceutical Care, Sina Hospital, Tehran University of Medical Sciences, Iran.

29 **11** Research Center for Rational Use of Drugs, Tehran University of Medical Sciences, Iran.

- 30 12 National Institute for Medical Research - Mbeya Medical Research Centre, Mbeya, Tanzania.
31 13 Ophthalmology, Department of Surgery, University of Melbourne, Melbourne, Australia.
32 14 Centre for Eye Research Australia, Royal Victorian Eye and Ear Hospital, Melbourne, Australia.
33 15 Department of Optometry and Vision Sciences, University of Melbourne, Melbourne, Australia
34 16 Yale University, New Haven, CT 06520, USA.
35 17 Bruyere Research Institute, University of Ottawa, Ottawa, ON, Canada.
36 18 School of Epidemiology, University of Ottawa, Ottawa, ON, Canada.
37 19 Biostatistics Unit, Father Sean O'Sullivan Research Centre, Hamilton, ON, Canada.
38 20 Centre for Development of Best Practices in Health, Yaoundé Central Hospital, Yaoundé, Cameroon.
39 21 Department of Global Health, Stellenbosch University, Cape Town, South Africa.
40 22 Department of Medicine, University of Ottawa, Ottawa, ON, Canada.

41

42

43 **Corresponding author:** Ahmad Sofi-Mahmudi; **Address:** MDCL 2109, McMaster University,
44 1280 Main Street West, Hamilton, ON L8S 4K1, Canada; **Telephone:** +1 (905) 525-9140 ext.
45 22743; **Email:** sofima@mcmaster.ca, a.sofimahmudi@gmail.com.

46

47 **Conflict of interest disclosure:** AS-M, EV, AB-P, EN, AS, LEM, and SC-dO are members of
48 the steering group of the Early Career Professionals Network in Cochrane. ET, VAW, LM, and
49 PT are members of the Health Equity Thematic Group in Cochrane. AB-P and PT are members
50 of the Editorial Board of Cochrane. VAW declares funding from CIHR-PHAC Applied Public
51 Health Chair.

52

53 **Funding disclosure:** This study did not receive any funding.

54

55 **Abstract**

56 **Background:** Cochrane is a recognized source of quality evidence that informs health-related
57 decisions. As an organization, it represents a global network of diverse stakeholders. Cochrane’s
58 key organizational values include diversity and inclusion, to enable wide participation and
59 promote access. However, the diversity of Cochrane review authorship has not been well
60 summarized.

61 **Objective:** The aim of this study was to examine the distribution of country, region, language,
62 and gender diversity in the authorship of Cochrane and non-Cochrane systematic reviews.

63 **Methods:** We retrieved all published articles from the Cochrane Library (until November 6,
64 2023)—a web crawling technique that extracted pre-specified data fields, including publication
65 date, review type, and author affiliations. We used E-utility calls to capture the data for non-
66 Cochrane systematic reviews. We determined the country and region of affiliations and the
67 gender of the first, corresponding, and last authors for Cochrane reviews, as well as the country
68 and region of affiliations and the gender of the first authors for non-Cochrane reviews. Trends in
69 geographical and gender diversity over time were evaluated using logistic regression. Fisher’s
70 exact test was used for comparisons. The diversity of first authors between Cochrane and non-
71 Cochrane reviews was explored through visual presentation, Pearson’s product-moment
72 correlation, and the Granger Causality Test. We used R for data collection and analysis.

73 **Results:** A total of 22681 citations were retrieved. The United Kingdom had the highest first-
74 author representation (33.2%), followed by Australia (11.6%) and the United States (7.0%). We
75 observed an increase in the proportion of first authors from non-English speaking countries, from
76 16.7% in 1996 to 42.8% in 2023. Female first authorship increased steadily, from 15.0% in 1996
77 to 55.6% in 2023. The proportion of first authors from lower-and-middle-income countries
78 (LMICs) was highest in 2012 at 23.2%. Since then, it has decreased to 18.4% in 2023. Similarly,
79 the proportion of last authors from LMICs decreased over time (25.0% in 1996 vs. 16.2% in
80 2023). Among review groups, Sexually Transmitted Infections and Consumers and
81 Communication were the most and least diverse groups with 68.1% and 1.6% of first authors
82 from LMICs, respectively. In terms of gender diversity, Fertility Regulation had the highest
83 percentage of female first authors (72.1%). Urology (28.1%) had the lowest percentage of female
84 first authors. In 2023, over half of the non-Cochrane reviews had first authors from non-English-

85 speaking countries (n=14,589, 56.9%), 50.8% (n=13,014) had first authors from LMICs, and
86 42.3% (n=10,841) had female first authors. The Pearson's product-moment correlations between
87 Cochrane and non-Cochrane reviews' trends were 0.265 (P=0.450) for LMICs, 0.823 (P<0.001)
88 for non-English speaking, 0.634 (P<0.001) Spanish-speaking, and 0.829 (P<0.001) for female
89 first authorship.

90 **Conclusion:** Overall, this study found positive trends, with an increase in first authorship by
91 individuals who were female and from non-English speaking countries. However, the
92 representation of first authors from LMICs decreased. Future research could further explore
93 these trends, identifying potential barriers influencing access and participation of individuals and
94 groups and assessing strategies that help promote diversity and inclusion.

95 **Keywords:** Review; Diversity; Equity; Inclusion; Publications; Authorship; Cochrane

96

97 **Introduction**

98 Global health challenges transcend geographical boundaries. For over 30 years, Cochrane has
99 brought together diverse researchers and stakeholders within a large global network, with the aim
100 of producing high-quality systematic reviews that address important challenges in healthcare (1).
101 These comprehensive reviews are pivotal in guiding clinical practice, policy development, and
102 research agendas (2). A further organizational aim is the translation of research findings, and
103 Cochrane supports global reach in research translation through a network of Geographic Groups,
104 currently representing 54 countries (3).

105 With origins in the United Kingdom, and early membership predominantly representing
106 anglophone countries, Cochrane has grown substantially as an organization with wide global
107 reach. Of the 137 Cochrane Geographic Groups, 114 are from countries where English is not the
108 primary spoken language (3). Cochrane’s vision is “a world of better health for all people where
109 decisions about health and care are informed by high quality evidence” with the aim to make
110 evidence accessible to all (1). Collaboration is one of the core values in the organizational
111 strategy (4) and the organization has multiple avenues for participation and inclusion, including
112 membership (predominantly reflecting status as a recent author) and supporter (which may
113 involve active participation through initiatives such as crowd-sourced screening, among many
114 other initiatives) (5). Membership in leadership structures, such as the Governing Board and
115 Council, is attained through member vote, and these entities are structured to support wide
116 representation. Despite this, collated feedback from over 1300 people over the world in a
117 “diversity and inclusion listening and learning exercise,” reported by Cochrane in 2022,
118 highlighted that Cochrane is not as diverse and inclusive as it could be, and has work to do to
119 address systemic institutional biases in its systems, processes, and attitudes (6).

120 Cochrane’s key output is the systematic review. Agendas regarding strategic topics for reviews
121 are set by Cochrane Review Groups (CRGs), a majority of which are based in high-income,
122 anglophone countries (6). While some CRGs undertake priority-setting processes involving
123 stakeholders to determine research priorities (7), in line with the 2019 Cochrane Priority Setting
124 Guidance (7), it is unclear how common this is, and Cochrane leadership has recognized that this

125 process often does not have a global focus (8). Furthermore, research has found that Cochrane
126 Reviews tend to be authored primarily by individuals from high-income countries, with limited
127 representation from low- and middle-income countries (9–12). There is also a gender imbalance,
128 with women underrepresented among Cochrane Review authors (13,14). This is an issue, as
129 broad representation of authors from different countries, regions, languages, and genders brings a
130 wider range of experiences, knowledge, and perspectives to the review process, enriching the
131 synthesis and interpretation of evidence (15). This diversity is likely to help to ensure that
132 Cochrane Reviews consider issues of health equity and in turn that the findings apply to a wide
133 range of populations and healthcare settings, or that they specifically address the unique needs
134 and circumstances of disadvantaged groups (16).

135 Publications on this topic today have focused on narrow topics such as hematology (9), eyes and
136 vision (10), gastroenterology (11), cardiology (13), and general surgery (14), or a specific
137 geographical location (e.g., sub-Saharan Africa (17)). Thus, this meta-research study aims to
138 assess the distribution of country, region, language, and gender diversity in Cochrane and non-
139 Cochrane reviews' authorship. We compared income status (high vs lower-and-middle-income
140 countries (LMICs)), English-speaking countries (vs others), and the gender of the first, last, and
141 corresponding authors. Given that approximately a third of Cochrane Geographic groups are
142 based in Spanish-speaking countries, and have a dedicated conglomerate, Cochrane
143 Iberoamerica, we also evaluated representation from these countries. Further, we investigated
144 diversity in the first authors of non-Cochrane reviews and compared results with those from
145 Cochrane reviews. A fully automated and reproducible approach was applied to systematically
146 extract and analyze author information from both sets of reviews (Cochrane and non-Cochrane).

147

148 **Methods**

149 The study protocol was published on the Open Science Framework (OSF) website
150 (<https://osf.io/bxj2e>). Deviations from the protocol are detailed in Appendix 1. All datasets and
151 codes of workflows used in this study are publically available (OSF: <https://osf.io/fv5ys>, GitHub:

152 <https://github.com/choxos/cochraneauthors>). To ensure transparency and facilitate the
153 reproducibility of our analyses, a PDF document containing the codes and corresponding outputs
154 is provided in Appendix 2.

155 **Data sources and retrieval**

156 All reviews published by Cochrane on the Cochrane Library website (cochranelibrary.com) were
157 retrieved (up to November 6, 2023).

158 Since the Cochrane Library provides only the latest version of reviews in their search interface,
159 links to all review versions were automatically created using standard patterns for the digital
160 object identifier (DOI). A typical DOI has the format: "10.1002/14651858.CD" + Review
161 ID + ".pubN".

162 The first version is usually the protocol, and does not include ".pubN". The N represents
163 subsequent protocol versions, e.g. ".pub2" for version 2. All the possible DOIs were created
164 automatically and used for the final extract of Review titles.

165 We applied a web crawling technique to extract pre-specified data fields for each review from
166 their dedicated information page on the Cochrane Library website (including date, review type,
167 review stage, review group, author position, and author affiliation for all authors). The URL of
168 the review information page was structured as follows:

169 "https://www.cochranelibrary.com/cdsr/doi/" + DOI + "/information"

170 Authorship position/role was determined (first, last, corresponding). Affiliations were
171 categorized according to country and World Bank economic status. We then categorized the
172 country of the first, corresponding, and last authors in three different ways: (A) high-income vs.
173 LMICs, (B) high-income English-speaking vs. non-English-speaking, and (C) Spanish-speaking
174 vs. non-Spanish-speaking. The list of the countries in each of these categories is available in
175 Appendix 3.

176 The authors' gender was attributed using the World Gender Name Dictionary 2.0 (18). This
177 database includes approximately 3.5 million names from different languages across the world,
178 and the probability that a name is considered male or female is higher. For this study, we

179 considered the higher probability as the definitive gender and assigned a dichotomous gender
180 variable for all authors.

181 Review updates can have the same author composition as the previous version, although there
182 are deviations (for example, see (19–23) and their previous versions). Also, in this study, the unit
183 of analysis is a published paper and not a project. Therefore, we included all the updates of a
184 review in our analyses.

185 All non-Cochrane systematic reviews were retrieved from PubMed using the following search
186 query: ("Systematic Review" [PT]) NOT ("The Cochrane database of
187 systematic reviews" [Journal]), using E-utility calls (24) from 1996 to 2023 (to be
188 comparable with Cochrane reviews). We extracted the PMID, publication date, name, and
189 affiliation of the first author for each review and applied the approach detailed above to ascertain
190 the gender, country, and region.

191 **Analysis**

192 We used R (25) for data extraction, data processing, analysis, and reporting. Searching and data
193 gathering for non-Cochrane review was done using a bash script available in Appendix 2. Web
194 scraping was done using the *rvest* package (26). Trends over time were reported using
195 descriptive tabulations and graphical illustrations using the *ggplot2* package (27).
196 We used logistic regression to explore whether geographical and gender diversity has changed
197 over the years. We also used a random intercept generalized linear model to investigate the trend
198 of geographical and gender diversity among different review groups. To compare the
199 geographical and gender differences between the first, corresponding, and last author between
200 review groups, we performed Fisher's exact test with 2000 replicates.

201 To compare the trend of first authorship diversity between Cochrane and non-Cochrane reviews,
202 alongside visual presentation and Pearson's product-moment correlation, we also used the
203 Granger Causality Test (28,29). This test assesses whether past values of one time series can
204 predict future values of another. The null hypothesis is that one time series does not cause the
205 other.

206 **Validation**

207 To validate the accuracy of the automatically extracted data, we randomly sampled 5% of the
208 dataset and manually verified the names and countries of the first, corresponding, and last
209 authors. This sample is available in Appendix 4.

210

211 **Results**

212 **Overall perspective**

213 We extracted 22,681 articles, of which 9,153 (40.4%) were the most recent review version and
214 7,157 (31.6%) were protocols. The annual number of published articles (from 1995 to November
215 2023) is presented in Appendix 2 (mean=782.1, standard deviation=446.02). Publications peaked
216 in 2012 (n=1,508) and the most recent total was 376 (in 2023). Most articles represented
217 interventional reviews (n=21,965, 96.8%). Diagnostic reviews (n=358, 1.6%) and overviews
218 (n=140, 0.6%) had minor representation.

219 The Cochrane Review Groups with the highest number of published reviews were Pregnancy
220 and Childbirth (now closed) (n=1,634, 7.2%), Neonatal (n=1,118, 4.9%), and Airways (n=873,
221 3.8%). Lower representation was apparent for Sexually Transmitted Infections (n=47, 0.2%),
222 Methodology (n=104, 0.5%), and Work (n=108, 0.5%) Groups. Twenty-three reviews were
223 collaborations between two review groups. The yearly trend of the number of reviews by each
224 group is available in Appendix 5.

225 **Geographical diversity**

226 Similar trends were observed across different author types (Table 1). First authors were from a
227 greater number of countries compared to the last authors (102 vs. 93). Across author types, 107
228 countries were represented. Regardless of the author type, most authors were from high-income
229 and English-speaking countries (approximately 80% and 60%, respectively). Most authors were
230 from the United Kingdom, Australia, and the United States (approximately one-third, 10%, and
231 7% respectively). A World heat map of the countries based on the number of authors is presented

232 in Figure 1. The detailed information about the countries is available in Appendix 6.

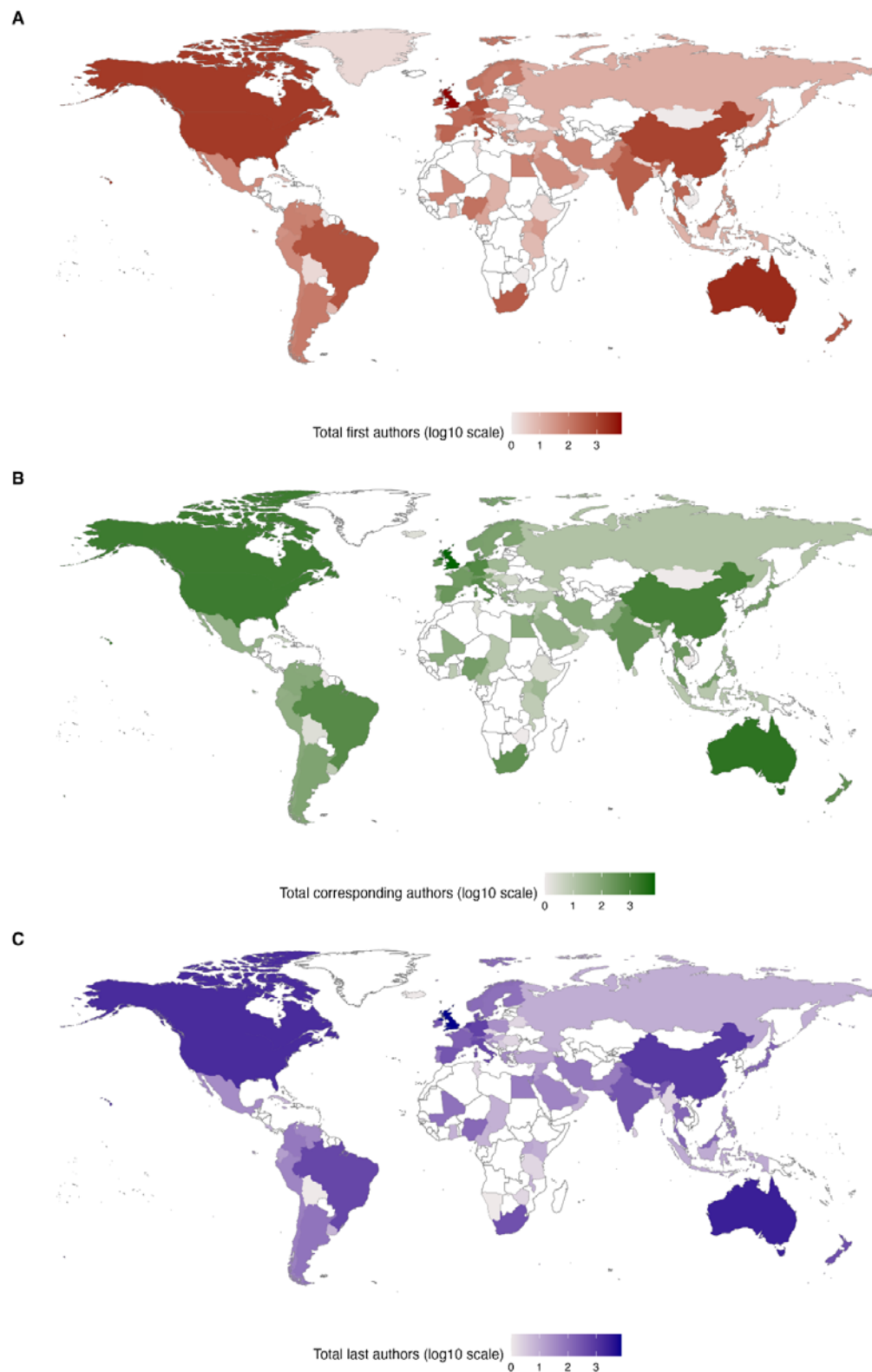
233

	First authors	Corresponding authors	Last authors
Number of countries	102	98	94
Number of affiliations where a country could not be identified	318 (1.4%)	112 (0.5%)	442 (1.9%)
Number of countries represented by a sole review	12 (11.8%)	12 (12.2%)	8 (8.5%)
Most represented countries			
United Kingdom	7,426 (33.2%)	7,412 (33.2%)	7,720 (34.7%)
Australia	2,595 (11.6%)	2,619 (11.7%)	2,640 (11.9%)
United States	1,559 (7.0%)	1,537 (6.9%)	1,626 (7.3%)
Income status			
High-income	18,195 (81.9%)	18,234 (80.4%)	18,682 (82.4%)
Lower-and-middle-income	4,016 (18.1%)	4,446 (19.06%)	3,998 (17.6%)
English speaking country			
Yes	13,866 (62.0%)	13,871 (62.1%)	14,252 (64.1%)
No	8,497 (38.0%)	8,469 (37.9%)	7,987 (35.9%)
Spanish speaking country			
Yes	753 (3.4%)	743 (3.3%)	651 (2.9%)
No	21,610 (96.6%)	21,597 (96.7%)	21,588 (97.1)
Gender (by first name)			
Female	10,545 (50.8%)	9,947 (48.1%)	7,804 (37.3%)
Male	10,207 (49.2)	10,720 (51.9%)	13,106 (62.7%)

234 Table 1. Summary of the number of Cochrane authors by each diversity index (from 22,681 reviews).

235 Please note that the total number for each diversity index is different due to different number of missing values.

236



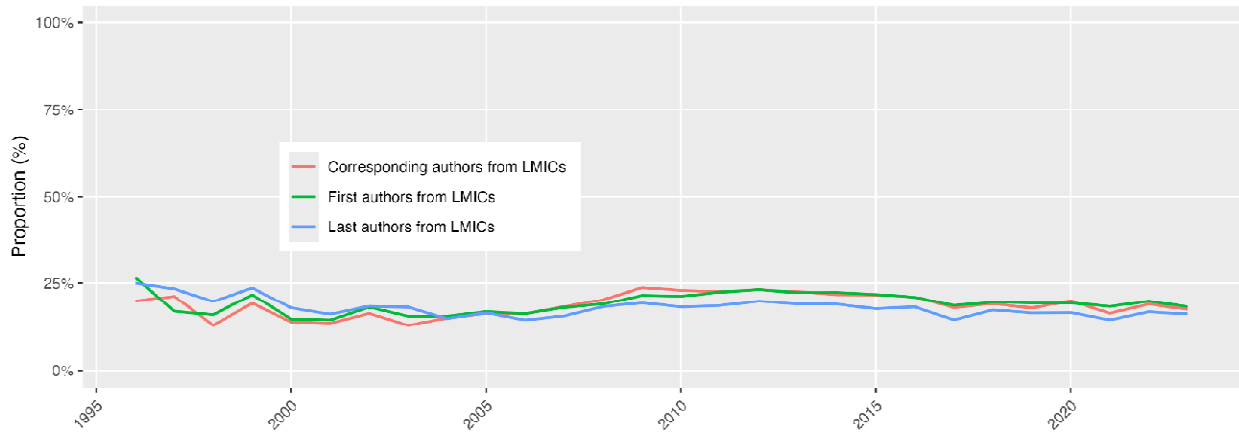
237

238 **Figure 1.** World heat map of the countries based on the number of (A) first, (B) corresponding,

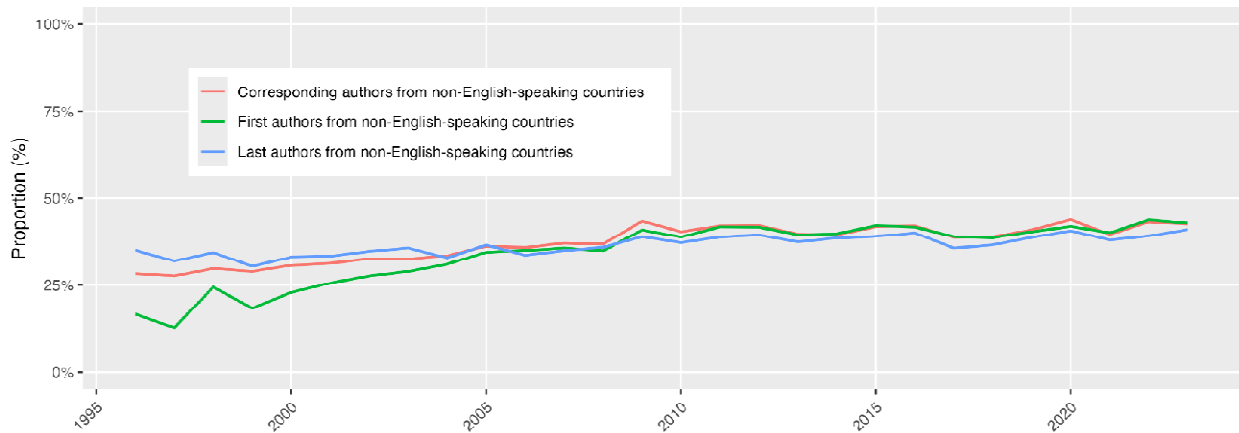
239 and (C) last authors (in log₁₀ scale).

240
241 Author representation by income status (high/LMIC) and language (English/non-English
242 speaking and Spanish/non-Spanish speaking) over time and by author type are presented in
243 Figure 2. In a given year, LMIC representation was at most 26.7% (first authors in 1996), and
244 non-English country representation was at most 43.8% (corresponding authors in 2020). The first
245 authors exhibited a greater representation of LMIC and non-English countries than the last
246 authors. Following initial growth, the rate plateaued from about 2009 for non-English
247 representation, and exhibited a decrease after 2012 for LMIC status. The results of the logistic
248 regression modelling showed that the effect of year on the proportion of articles in each diversity
249 index varied between 0.997 and 1.029 with P -values <0.001 except for Spanish-speaking and the
250 last author from LMICs models (Appendix 7).
251

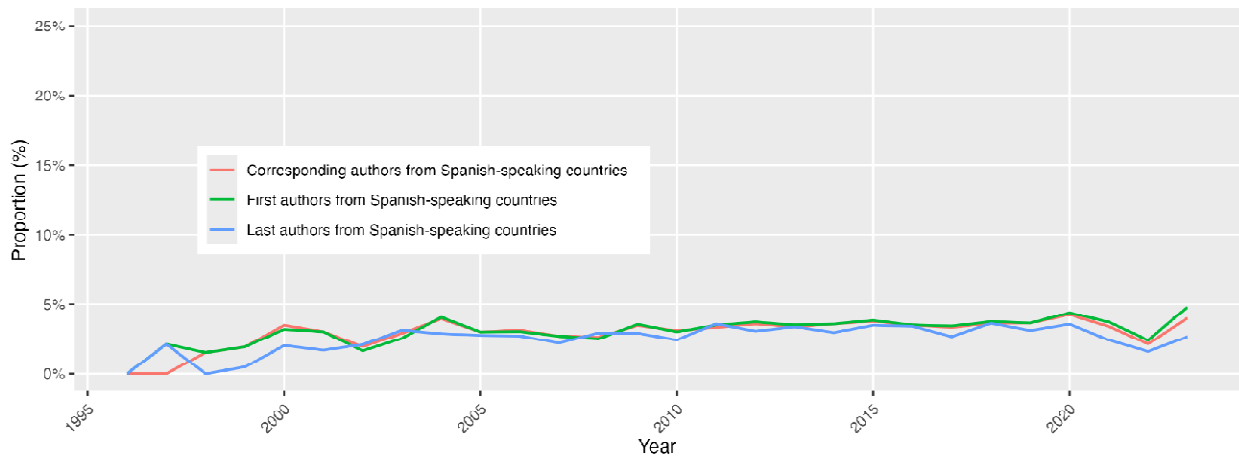
A LMICs vs. High-income countries



B non-English-speaking vs. English-speaking



C Spanish-speaking vs. non-Spanish-speaking



252

253 **Figure 2.** Region diversity in Cochrane Reviews authorship. (A) low-and-middle-income

254 countries (LMICs) vs. non-LMICs. (B) non-English-speaking vs. English-speaking. (C) non-

255 Spanish-speaking vs. Spanish-speaking. Please note that the y-axis for C is magnified to 0%-

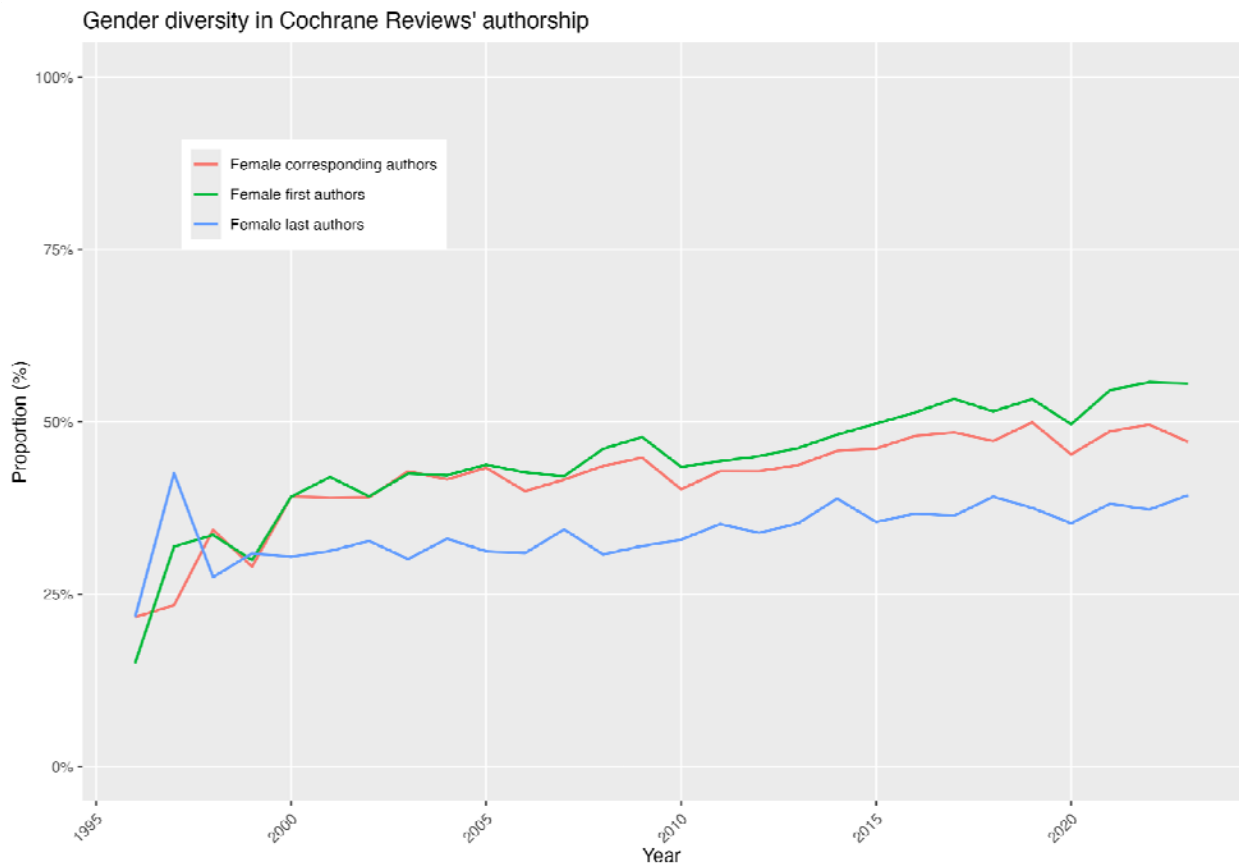
256 25%.

257

258 Gender diversity

259 Over time, female first authorship increased from about a quarter in 1997 (27.7%) to more than
260 half in 2023 (50.8%). Percentages of female corresponding and last authors likewise increased;
261 however, growth was less pronounced for the last authors (39.4% in 2023; Figure 3). Logistic
262 regression modelling showed that the coefficient for the year ranged between 1.015 and 1.030
263 with P -values <0.001 (Appendix 7).

264



265

266 **Figure 3.** Gender diversity in Cochrane Reviews authorship.

267

268 **Diversity among Review Groups**

269 Across author categories, most CRGs had 10-25% reviews with authors from LMICs and 25-
270 50% of reviews with authors from non-English speaking countries, across author categories
271 (Table 2). Seven CRGs had less than 10% of reviews with first authors from LMICs, and seven
272 CRGs had 10-20% of first authors from non-English countries. The Sexually Transmitted
273 Infections Review Group had the highest proportion of reviews with authors from LMICs
274 (first=68.1%, corresponding=66.0%, and last authors=57.4%). This was the only CRG with
275 representation above 50% of LMICs for all three author categories. HIV/AIDS and Infectious
276 Diseases had the next highest LMIC representation, with 50.6% and 41.1% of first authors from
277 these countries. Childhood Cancer (n=118 reviews; now closed) had the highest proportion of
278 reviews with authors from non-English-speaking countries (87% of the three author categories
279 combined). Lower geographical diversity was observed in the Consumers and Communication
280 group, with 1.6% and 13.3% of reviews with first authors from LMICs and non-English
281 countries, respectively.

282 Most CRGs had more than 50% of reviews with female first and corresponding authors,
283 however, a majority of CRGs had 20-50% of reviews with female last authors, suggesting a
284 ‘ceiling’ for this author category. Fertility Regulation had the highest percentage of female first
285 authors (72.1%), followed by Consumers and Communication (69.1%), and Skin (66.6%).
286 Lower representation of female first authors was observed for reviews from the Urology,
287 Hepato-Biliary, and Colorectal Groups (less than 35%). Appendix 8 shows bar plots of
288 geographical and gender diversity for each CRG and Appendix 9 presents percentages.

289 Table 2. Number of CRGs with indicated proportions of reviews with first, corresponding, and
290 last authors, that are from LMICs, non-English speaking countries and Female. Proportion
291 categories were selected to best represent the data.

Proportion of reviews	First authors	Corresponding authors	Last authors
LMICs			
[0–10%)	7	6	9
[10–25%)	33	33	35

[25–50%)	11	13	8
[50–100%]	2	1	1
Non-English-speaking countries			
[0–10%)	0	0	0
[10–25%)	7	7	7
[25–50%)	30	30	33
[50–100%]	16	16	13
Female (by first name)			
[0–10%)	0	0	0
[10–25%)	0	0	8
[25–50%)	20	26	38
[50–100%]	33	27	7

292 LMICs: Low-and-middle-income countries

293

294 The results of Fisher’s exact test showed a P -value<0.001 for all the comparisons between
 295 review groups in terms of geographical and gender diversity. The random intercept generalized
 296 linear mixed-effects logistic models showed higher random effects variance for the effect of
 297 CRGs for Spanish-speaking models (about 1) and lower for female models (less than 0.2). Full
 298 details are available in Appendix 2 and 10.

299

300 **Comparison with non-Cochrane reviews**

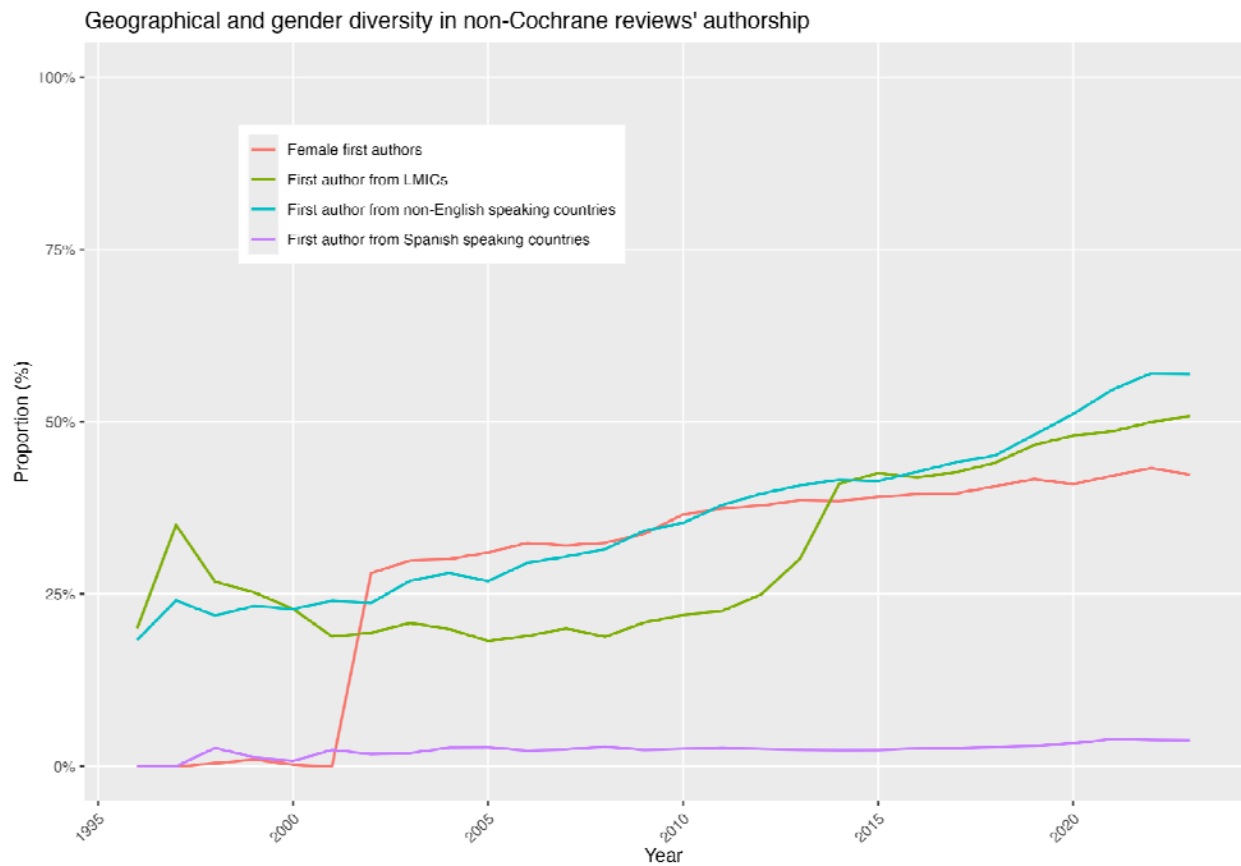
301 We retrieved 224,484 non-Cochrane systematic reviews, representing the period 1987 to 2024.
 302 Lack of information in first author affiliations precluded assigning country and language status
 303 for 41,266 (18.4%), and income region for 43,315 (19.3%) of reviews. Gender could not be
 304 assigned for 39,619 (17.6%) first authors.

305 In 1996, of 60 non-Cochrane reviews, none included first authors that were female, from LMICs,
 306 or from Spanish-speaking countries; however, 11 (18.3%) reviews had first authors from non-

307 English-speaking countries. In 2023, of 25,629 reviews, over half had first authors from non-
308 English-speaking countries (n=14,589, 56.9%), 50.8% (n=13,014) had first authors from LMICs
309 and 42.3% (n=10,841) had female first authors (Figure 4).

310 Trends over time exhibit notable differences compared to those observed with Cochrane reviews.
311 One, the proportion of first authors in non-Cochrane reviews from LMICs is above 15% from
312 1996 to 2012, then exhibits a sharp increase to 41.0% in 2014, followed by a steady increase to
313 50.8% in 2023 (Figure 4); all in all, proportions over the period are higher than for Cochrane
314 reviews, which exhibit a relatively plateaued rate of growth (Figure 2). Two, the proportion
315 of first authors of non-Cochrane reviews from non-English speaking countries starts at about
316 20% in 1996 and increases steadily to reach approximately 60% in 2023; the rate of growth for
317 non-English speaking authors, regardless of author type, is lower in Cochrane reviews, where
318 proportion does not reach 50% (Figure 2). Three, first authors from Spanish-speaking countries
319 comprise less than 3% until the 2020s in which we see an increase to above 3% with 3.9% at its
320 highest in 2021. Four, a sizable representation of female authorship in non-Cochrane reviews
321 appears in 2002, starting at 28.0% (Figure 4), and continues to grow to 42.3% in 2023. In
322 contrast, female representation in Cochrane reviews has been stable across author types since
323 about the year 2000, and for first authors, it peaks in 2023 at 55.6% (Figure 2).

324



325

326 **Figure 4.** Geographical and gender diversity in the first authorship of non-Cochrane reviews

327

328 The results of the Granger Causality Test showed *P*-values of 0.062, 0.701, 0.483, and 0.499
329 when comparing LMIC, non-English speaking, Spanish-speaking, and female first authorship
330 trends between Cochrane and non-Cochrane reviews. This means the non-Cochrane and
331 Cochrane trends may not be predictive of each other. The Pearson's product-moment
332 correlations were 0.265 ($P=0.450$), 0.823 ($P<0.001$), 0.634 ($P<0.001$), and 0.829 ($P<0.001$),
333 respectively.

334 **Validation**

335 The validation sample contained 1134 reviews. There were no discrepancies between the
336 automatic algorithm and manual checking (Appendix 4).

337

338

339

340 **Discussion**

341 This work represents a comprehensive evaluation of geographic and gender diversity among
342 Cochrane reviews since the first Cochrane review was published in 1995. We showed that the
343 first author representation from LMICs peaked at 26.7% in 1996 and at 43.8% in 2020 for non-
344 English speaking countries. Both categories exhibited growing rates through to approximately
345 2010, followed by plateau periods. From 2015, representation from LMICs exhibited a decline,
346 decreasing to 16.2% in 2023. Overall, authors were predominantly from high-income and
347 English-speaking countries, approximately 80% and 60%, respectively, and of English-speaking
348 countries, predominantly from the UK (approximately one-third of all authors). Despite a very
349 active community of researchers from Spanish-speaking countries in Cochrane, evidenced by a
350 sizable proportion of Geographic Groups and a dedicated conglomerate (Cochrane
351 Iberoamerica), author representation from Spanish-speaking countries was low. Non-Cochrane
352 reviews were more diverse in having a higher proportion of first authors from LMICs (50.8% vs.
353 18.4% in 2023) and non-English-speaking countries (56.9% vs. 42.8% in 2023).

354 These results echo findings from previous work in specific medical fields, showing poor
355 representation of Cochrane review authors from LMICs in the disciplines of hematology (9),
356 gastroenterology (11), and cardiology (13). Additionally, just 12% of Cochrane's 111,000
357 members were based in an LMIC in 2022 (6). Low representation of authors from LMICs may
358 be, in part, due to the limited investment in research funding, academic institutions, and
359 infrastructure in these countries, and in contrast, a greater relative investment in high-income
360 countries (30).

361 These findings may suggest that the focus on international collaboration and standardized
362 methodologies in Cochrane Reviews might unintentionally favour authors from high-income,
363 English-speaking regions. The long time it takes to publish reviews could also be another barrier.
364 New mechanisms to engage qualified researchers from a more diverse range of geographical
365 locations to participate in Cochrane reviews might be needed. These findings may also reflect

366 limited processes in Cochrane to ensure that individuals from LMICs are trained in Cochrane
367 review production, and are more actively included in author teams. For example, while there are
368 initiatives such as free access for LMIC authors to a suite of state-of-the-art online training
369 modules, perhaps greater promotion to, and engagement with, LMIC members may help to
370 increase author representation. Similarly, initiatives such as Cochrane Exchange (formerly Task
371 Exchange), which are used to post review tasks to a wide audience, could potentially be used to
372 invite authors from LMIC countries to participate in author teams more systematically,
373 especially on topics where a global perspective.

374 Despite the low prevalence of LMIC-led Cochrane reviews, 22,681 Cochrane reviews included
375 authors from 107 countries across author types, including at least 59 LMIC countries (55.1%),
376 exhibiting significant diversity and demonstrating that academic research is indeed a global
377 endeavour that involves contributions from scholars all across the world.

378 Since 1996, there has been a steady increase in female authorship in Cochrane reviews across the
379 three author categories (first, corresponding, and last). Female first authors increased from 15.0%
380 in 1996 to 55.6% in 2023. This is in line with research by Bhat (13) who found that the
381 representation of females as first authors of Cochrane cardiology reviews had increased over
382 time. In contrast to non-Cochrane reviews, the rate of growth for female first authors in
383 Cochrane reviews is higher. There are a number of reasons that may contribute to the observed
384 changes in gender representation. It is plausible that initiatives aimed at fostering gender equality
385 in academia and research, an increasing appreciation of the importance of diversity and equity,
386 and broader societal shifts toward recognizing and addressing gender disparities in various
387 professional fields have played a role in encouraging and supporting female researchers to
388 assume authorship roles. The greater proportions in 2023, and higher growth rate over time, for
389 female first authors of Cochrane reviews relative to non-Cochrane reviews suggest dedicated
390 initiatives on this front within the organisation. However, the rate of growth for female last
391 authors in Cochrane reviews is evidently lower, representing about a third of last authors in
392 2023, compared to approximately half of first authors the same year. Further, while 33 of 52
393 CRGs had more than 50% of reviews authored by female first authors, a majority of CRGs had
394 25-50% female last authors (n=38), similarly exhibiting a ceiling effect for this author category.
395 This is notable given that last authors typically represent senior positions on a review team, and

396 may suggest that additional factors or barriers may influence the advancement of women into
397 higher-ranking authorship roles within Cochrane.

398 Our findings also suggested varying diversity between Cochrane Review Groups. In the future, it
399 would be interesting to explore how Cochrane Review Groups achieve diversity in authorship
400 and encourage shared learning between groups, particularly within the changing landscape of
401 Cochrane review production. The number of Cochrane Review Groups has reduced since 2023
402 when the National Institute for Health and Care Research ceased funding for the Cochrane
403 Review Groups that were based in the United Kingdom (31). At the same time, seven “Cochrane
404 Thematic Groups” were created, each focusing on an aspect of healthcare (32). Cochrane also
405 introduced “Evidence Synthesis Units” which focus on developing locally and regionally
406 relevant evidence and responding to diverse stakeholder needs (33). It is important that the
407 remaining Cochrane Review Groups, and the new thematic groups, prioritize diversity and
408 inclusion in review production.

409 **Implications**

410 The findings of this study have potential implications for Cochrane review production. It is clear
411 that Cochrane needs to do more to improve the inclusion of individuals from LMICs. Supporting
412 individuals from LMICs as authors of Cochrane reviews will encourage varying perspectives,
413 interests, and priorities. This is likely to lead to a wider coverage of health topics, a stronger
414 focus on health equity, and attention to conditions with a high global burden of disease. In turn,
415 this will help to ensure that harder-to-reach groups within the population benefit from Cochrane
416 evidence and that intervention-generated inequalities are avoided (34). Also, it is shown that
417 higher authorship of underrepresented groups in Cochrane reviews is associated with greater
418 considerations of equity-related analyses in the reviews (e.g., females (35)). The Cochrane
419 Health Equity Thematic Group is well positioned to help in this effort, as the Group aims to
420 promote health equity within Cochrane, by supporting CRGs and author teams to consider health
421 equity in their work, and by developing and evaluating methods to analyze health equity in
422 systematic reviews and the evidence base (36). Working together with other organizations
423 globally will also be crucial to improving the inclusion of people from LMICs. An example of
424 such collaboration is the Global Evidence Synthesis Initiative (37).

425 The finding that there is a gender disparity in leadership roles in Cochrane reviews suggests that
426 Cochrane would benefit from exploring ways to support female authors into senior author roles.
427 Future research should explore potential challenges or biases that may hinder the progression of
428 female researchers. Identifying and addressing these barriers, which could encompass
429 institutional practices, and biases in funding and mentorship opportunities (38), is crucial for
430 achieving a more equitable distribution of authorship responsibilities. In 2022, the U.S. National
431 Institutes of Health developed new initiatives to promote gender equity. For example, they offer
432 additional financial support to assist researchers in maintaining their work during childbirth,
433 adoption, and primary caregiving duties. Additionally, they are acknowledging institutions that
434 effectively tackle gender diversity and equity concerns, thereby promoting the adoption of
435 proven, replicable strategies for enhancing faculty diversity (39).

436 Regarding geographical diversity, further research investigating citation metrics, collaboration
437 patterns, and the significance of the research may provide a more comprehensive understanding
438 of the impact of Cochrane reviews, and of the make-up of the entirety of author teams.

439 **Strengths and limitations**

440 Strengths of this study include that it followed a pre-registered protocol and used a fully
441 reproducible methodology to systematically extract and analyze data from Cochrane reviews.
442 Data was extracted from Cochrane reviews using an automated technique, allowing for the
443 collection of a large amount of data. Additionally, the study was conducted by a diverse and
444 international team of researchers with varying backgrounds in healthcare.

445 Limitations include that we were unable to identify the country for 318 affiliations due to
446 insufficient information on the website. This could be an area for improvement in data collection
447 or reporting standards. Additionally, as the variable gender was inputted with the use of the
448 World Gender Name Dictionary (WGND) 2, there is room for error in classification. Even
449 though this dictionary includes an extensive list of names from many languages, our variable
450 gender is a probabilistic proxy. However, we believe that even if we had the gender ground truth,
451 our results would not change significantly given two reasons: (1) diversity increases in other
452 variables, thus is likely to have an increase also in gender; and (2) the WGND 2 usability, thus is
453 the closest that we have to ground truth and it has been used in research elsewhere, providing a

454 powerful tool with no systematic biases. Additionally, this tool has been used in other studies
455 (40–45). The use of an automated process to collect data also has potential limitations. For
456 example, data cleaning is a complex procedure and prone to errors if not tested adequately.
457 However, this was a pragmatic approach and allowed for the collection of a large amount of data
458 that would have otherwise been impossible with the available resources.

459 **Conclusions**

460 Our analysis of Cochrane Reviews revealed progress in gender diversity, with a significant
461 increase in female first authors. However, geographic diversity remains limited, with an
462 overrepresentation of authors from high-income, English-speaking countries. Notably, diversity
463 varied across Review Groups, with Sexually Transmitted Infections exhibiting the highest
464 representation from non-English speaking and low/middle-income countries. While non-
465 Cochrane reviews showed a similar trend of increasing diversity, no causal relationship between
466 Cochrane and non-Cochrane review trends was observed. These findings suggest that while
467 progress has been made in gender representation, further efforts are needed to enhance
468 geographic diversity within Cochrane Reviews. Strategies such as fostering international
469 collaborations and exploring alternative authorship models could be implemented to achieve this
470 goal.

471 **Author contributions**

472 Conceptualization: ASM, EV, SCO, ABP; Data curation: ASM; Formal analysis: ASM, JS, ET;
473 Investigation: ASM, EV, ABP, EN, AS, LEM; Methodology: ASM, JS, EV, SK, SCO; Project
474 administration: ASM; Resources: ASM; Software: ASM; Supervision: ASM; Validation: ASM,
475 SK; Visualization: ASM, JS, LM; Roles/Writing - original draft: ASM, JS, EV, ET, ABP, SK,
476 EN, AS, LEM; ACBJ, SCO and Writing - review & editing: ASM, JS, EV, ET, ABP, SK, EN,
477 AS, LEM; ACBJ, SCO, VAW, LM, PT.

478 **References**

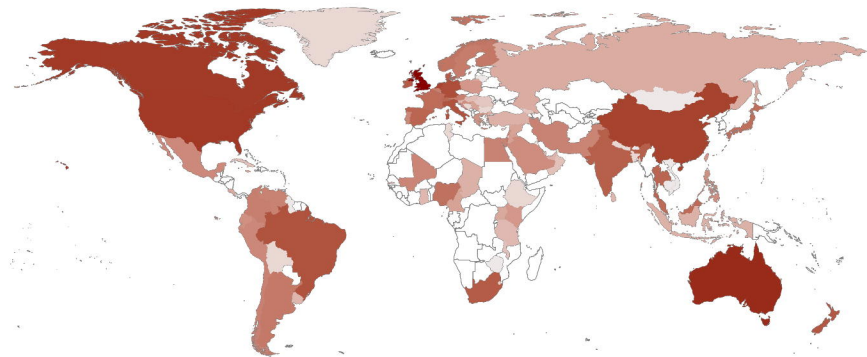
479 1. Cochrane. About us [Internet]. [cited 2024 Feb 27]. Available from:
480 <https://www.cochrane.org/about-us>

- 481 2. Thomas J, Kneale D, McKenzie JE, Brennan SE, Bhaumik S. Determining the scope of the
482 review and the questions it will address. *Cochrane Handb Syst Rev Interv*. 2019;13–31.
- 483 3. Cochrane. Geographic Groups [Internet]. [cited 2024 Feb 27]. Available from:
484 <https://www.cochrane.org/about-us/our-global-community/geographic-groups>
- 485 4. Cochrane. Strategy for Change [Internet]. [cited 2024 Feb 27]. Available from:
486 <https://www.cochrane.org/about-us/strategy-for-change>
- 487 5. Cochrane. Cochrane Membership [Internet]. [cited 2024 Mar 23]. Available from:
488 <https://www.cochrane.org/join-cochrane/membership>
- 489 6. Cochrane. How could Cochrane be even more inclusive? Feedback from over 1300 people
490 [Internet]. Cochrane; 2022 [cited 2024 Feb 27]. Available from:
491 [https://www.cochrane.org/sites/default/files/public/uploads/pdf/cochrane-listen-and-learn-](https://www.cochrane.org/sites/default/files/public/uploads/pdf/cochrane-listen-and-learn-diversity.pdf)
492 [diversity.pdf](https://www.cochrane.org/sites/default/files/public/uploads/pdf/cochrane-listen-and-learn-diversity.pdf)
- 493 7. Cochrane. Current Cochrane Group Priority Setting Projects [Internet]. [cited 2024 Feb 27].
494 Available from: [https://community.cochrane.org/news/current-cochrane-group-priority-](https://community.cochrane.org/news/current-cochrane-group-priority-setting-projects)
495 [setting-projects](https://community.cochrane.org/news/current-cochrane-group-priority-setting-projects)
- 496 8. Tomlinson E, Pardo Pardo J, Sivesind T, Szeto MD, Laughter M, Foxlee R, et al. Prioritising
497 Cochrane reviews to be updated with health equity focus. *Int J Equity Health*. 2023 May
498 5;22(1):81.
- 499 9. Biswas J, Dhali A, Rathna RB, D’Souza C. Authorship diversity in hematology-related
500 Cochrane systematic reviews: Inequities in global representation. *Res Pract Thromb*
501 *Haemost*. 2022 Aug;6(6):e12778.
- 502 10. Qureshi R, Han G, Fapohunda K, Abariga S, Wilson R, Li T. Authorship diversity among
503 systematic reviews in eyes and vision. *Syst Rev*. 2020 Dec;9(1):192.
- 504 11. Dhali A, D’Souza C, Rathna RB, Biswas J, Dhali GK. Authorship diversity in
505 Gastroenterology-related Cochrane systematic reviews: Inequities in global representation.
506 *Front Med*. 2022 Sep 2;9:982664.
- 507 12. Evans J, Mwangi N, Burn H, Ramke J. Equity was rarely considered in Cochrane Eyes and
508 Vision systematic reviews and primary studies on cataract. *J Clin Epidemiol*. 2020
509 Sep;125:57–63.
- 510 13. Bhat V, Ozair A, Bellur S, Subhash NR, Kumar A, Majmundar M, et al. Inequities in
511 Country- and Gender-Based Authorship Representation in Cardiology-Related Cochrane
512 Reviews. *JACC Adv*. 2022 Dec;1(5):100140.
- 513 14. Rathna RB, Biswas J, D’Souza C, Joseph JM, Kipkorir V, Dhali A. Authorship diversity in
514 general surgery-related Cochrane systematic reviews: a bibliometric study. *Br J Surg*. 2023
515 Jul 17;110(8):989–90.
- 516 15. Tomlinson E, Petkovic J, Welch V, Tugwell P. It’s time to increase the global relevance of
517 Cochrane Reviews by applying an ‘equity lens.’ Cochrane Editorial Unit, editor. *Cochrane*
518 *Database Syst Rev* [Internet]. 2021 Oct 28 [cited 2023 Dec 4];2021(10). Available from:
519 <http://doi.wiley.com/10.1002/14651858.ED000155>
- 520 16. O’Neill J, Tabish H, Welch V, Petticrew M, Pottie K, Clarke M, et al. Applying an equity
521 lens to interventions: using PROGRESS ensures consideration of socially stratifying factors
522 to illuminate inequities in health. *J Clin Epidemiol*. 2014 Jan;67(1):56–64.
- 523 17. Mbuagbaw L, Schoonees A, Oliver J, Arikpo D, Durão S, Effa E, et al. Publication practices
524 of sub-Saharan African Cochrane authors: a bibliometric study. *BMJ Open*. 2021
525 Sep;11(9):e051839.
- 526 18. Martínez GL, de Juano-i-Ribes HS, Yin D, Le Feuvre B, Hamdan-Livramento I, Saito K, et

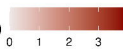
- 527 al. Expanding the World Gender-Name Dictionary: WGND 2.0. World Intellectual Property
528 Organization-Economics and Statistics Division; 2021.
- 529 19. Ameratunga D, Yazdani A, Kroon B. Antibiotics prior to or at the time of embryo transfer in
530 ART. Cochrane Gynaecology and Fertility Group, editor. Cochrane Database Syst Rev
531 [Internet]. 2023 Nov 23 [cited 2023 Dec 2];2023(11). Available from:
532 <http://doi.wiley.com/10.1002/14651858.CD008995.pub3>
- 533 20. Cundy O, Lange CA, Bunce C, Bainbridge JW, Solebo AL. Face-down positioning or
534 posturing after macular hole surgery. Cochrane Eyes and Vision Group, editor. Cochrane
535 Database Syst Rev [Internet]. 2023 Nov 21 [cited 2023 Dec 2];2023(11). Available from:
536 <http://doi.wiley.com/10.1002/14651858.CD008228.pub3>
- 537 21. Heneghan M, Southern KW, Murphy J, Sinha IP, Nevitt SJ. Corrector therapies (with or
538 without potentiators) for people with cystic fibrosis with class II CFTR gene variants (most
539 commonly F508del). Cochrane Cystic Fibrosis and Genetic Disorders Group, editor.
540 Cochrane Database Syst Rev [Internet]. 2023 Nov 20 [cited 2023 Dec 2];2023(11). Available
541 from: <http://doi.wiley.com/10.1002/14651858.CD010966.pub4>
- 542 22. Roberts L, Lin L, Alsweller J, Edwards T, Liu G, Harding JE. Oral dextrose gel to prevent
543 hypoglycaemia in at-risk neonates. Cochrane Neonatal Group, editor. Cochrane Database
544 Syst Rev [Internet]. 2023 Nov 28 [cited 2023 Dec 2];2023(11). Available from:
545 <http://doi.wiley.com/10.1002/14651858.CD012152.pub4>
- 546 23. Tunnicliffe DJ, Palmer SC, Cashmore BA, Saglimbene VM, Krishnasamy R, Lambert K, et
547 al. HMG CoA reductase inhibitors (statins) for people with chronic kidney disease not
548 requiring dialysis. Cochrane Kidney and Transplant Group, editor. Cochrane Database Syst
549 Rev [Internet]. 2023 Nov 29 [cited 2023 Dec 2];2023(11). Available from:
550 <http://doi.wiley.com/10.1002/14651858.CD007784.pub3>
- 551 24. Sayers E. E-utilities Quick Start. In: Entrez Programming Utilities Help [Internet]. Bethesda
552 (MD): National Center for Biotechnology Information (US); 2008 [cited 2024 Feb 27].
553 Available from: <https://www.ncbi.nlm.nih.gov/books/NBK25500/>
- 554 25. R Core Team. R: A Language and Environment for Statistical Computing [Internet]. Vienna,
555 Austria: R Foundation for Statistical Computing; 2023. Available from: [https://www.R-](https://www.R-project.org/)
556 [project.org/](https://www.R-project.org/)
- 557 26. Wickham H. rvest: Easily Harvest (Scrape) Web Pages [Internet]. 2022. Available from:
558 <https://CRAN.R-project.org/package=rvest>
- 559 27. Wickham H. ggplot2: Elegant Graphics for Data Analysis. 2016; Available from:
560 <https://ggplot2.tidyverse.org>
- 561 28. Granger CWJ. Investigating Causal Relations by Econometric Models and Cross-spectral
562 Methods. *Econometrica*. 1969 Aug;37(3):424.
- 563 29. Hiemstra C, Jones JD. Testing for Linear and Nonlinear Granger Causality in the Stock
564 Price□ Volume Relation. *J Finance*. 1994 Dec;49(5):1639–64.
- 565 30. Franzen SRP, Chandler C, Lang T. Health research capacity development in low and middle
566 income countries: reality or rhetoric? A systematic meta-narrative review of the qualitative
567 literature. *BMJ Open*. 2017 Jan 27;7(1):e012332.
- 568 31. Pearson H. Medical-evidence giant Cochrane battles funding cuts and closures. *Nature*. 2023
569 Sep 7;621(7977):13–4.
- 570 32. Cochrane. Major milestones and new beginnings: Cochrane announces first round of new
571 Thematic Groups [Internet]. [cited 2024 Mar 23]. Available from:
572 <https://community.cochrane.org/news/major-milestones-and-new-beginnings-cochrane->

- 573 announces-first-round-new-thematic-groups
574 33. Cochrane. About Cochrane’s new production model [Internet]. [cited 2024 Mar 23].
575 Available from: [https://community.cochrane.org/organizational-info/plans/future-evidence-](https://community.cochrane.org/organizational-info/plans/future-evidence-synthesis-cochrane/about-cochranes-new-production-model)
576 [synthesis-cochrane/about-cochranes-new-production-model](https://community.cochrane.org/organizational-info/plans/future-evidence-synthesis-cochrane/about-cochranes-new-production-model)
577 34. Welch VA, Petkovic J, Jull J, Hartling L, Klassen T, Kristjansson E, et al. Equity and
578 specific populations. In: *Cochrane Handbook for Systematic Reviews of Interventions*.
579 Wiley Online Library; 2019. p. 433–49.
580 35. Antequera A, Cuadrado-Conde MA, Roy-Vallejo E, Montoya-Martínez M, León-García M,
581 Madrid-Pascual O, et al. Lack of sex-related analysis and reporting in Cochrane Reviews: a
582 cross-sectional study. *Syst Rev*. 2022 Dec 26;11(1):281.
583 36. Parker R, Petkovic J, Pardo Pardo J, Darzi A, Dewidar O, Khabsa J, et al. The equity group:
584 Supporting Cochrane’s social responsibility of improving health equity. *Cochrane Evid*
585 *Synth Methods*. 2023;1(3):e12012.
586 37. Cochrane. Beirut - the new home of Global Evidence Synthesis Initiative [Internet]. [cited
587 2024 Mar 23]. Available from: [https://www.cochrane.org/news/beirut-new-home-global-](https://www.cochrane.org/news/beirut-new-home-global-evidence-synthesis-initiative)
588 [evidence-synthesis-initiative](https://www.cochrane.org/news/beirut-new-home-global-evidence-synthesis-initiative)
589 38. Association of American Medical Colleges. The State of Women in Academic Medicine
590 2018-2019: Exploring Pathways to Equity [Internet]. Association of American Medical
591 Colleges; 2020. Available from: [https://store.aamc.org/the-state-of-women-in-academic-](https://store.aamc.org/the-state-of-women-in-academic-medicine-2018-2019-exploring-pathways-to-equity.html)
592 [medicine-2018-2019-exploring-pathways-to-equity.html](https://store.aamc.org/the-state-of-women-in-academic-medicine-2018-2019-exploring-pathways-to-equity.html)
593 39. Ten Hagen KG, Wolinetz C, Clayton JA, Bernard MA. Community voices: NIH working
594 toward inclusive excellence by promoting and supporting women in science. *Nat Commun*.
595 2022 Mar 25;13(1):1682.
596 40. Bhagat V. Data and Techniques Used for Analysis of Women Authorship in STEMM: A
597 Review. *Fem Res*. 2019 Oct 2;2(2):76–87.
598 41. Forkin KT, Render CM, Staffa SJ, Goobie SM. Trends in Gender of Authors of Patient
599 Blood Management Publications. *Anesth Analg* [Internet]. 2023 Dec 28 [cited 2024 Mar 23];
600 Available from: <https://journals.lww.com/10.1213/ANE.00000000000006749>
601 42. Chien CV, Ouellette LL. Improving equity in patent inventorship. *Science*. 2023 Dec
602 8;382(6675):1128–9.
603 43. Hattke F, Vogel R. Theories and theorizing in public administration: A systematic review.
604 *Public Adm Rev*. 2023 Nov;83(6):1542–63.
605 44. Lax-Martinez G, Raffo JD, Saito K. Identifying the gender of PCT inventors. *SSRN Electron*
606 *J* [Internet]. 2023 [cited 2024 Mar 23]; Available from:
607 <https://www.ssrn.com/abstract=4434107>
608 45. Keenan P, Heavin C. DSS research: a bibliometric analysis by gender. *J Decis Syst*. 2022
609 Dec 15;31(sup1):107–16.

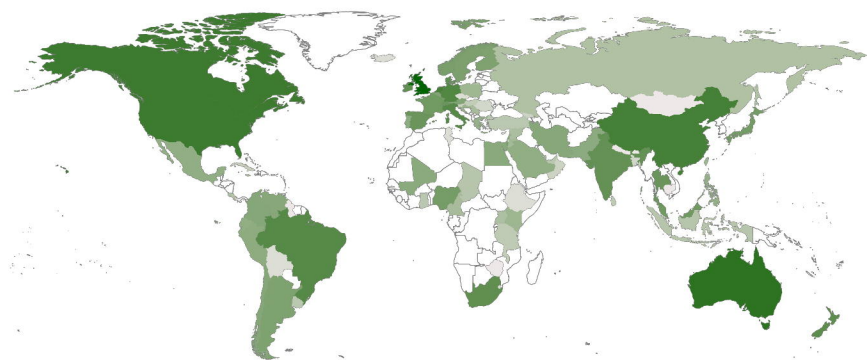
610

A

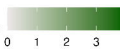
Total first authors (log10 scale)



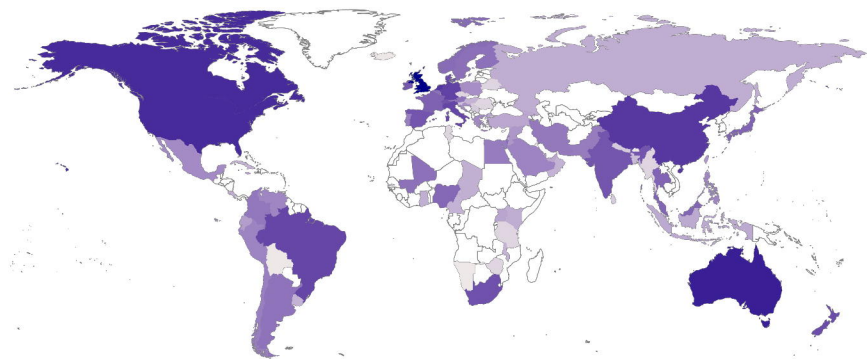
0 1 2 3

B

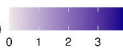
Total corresponding authors (log10 scale)



0 1 2 3

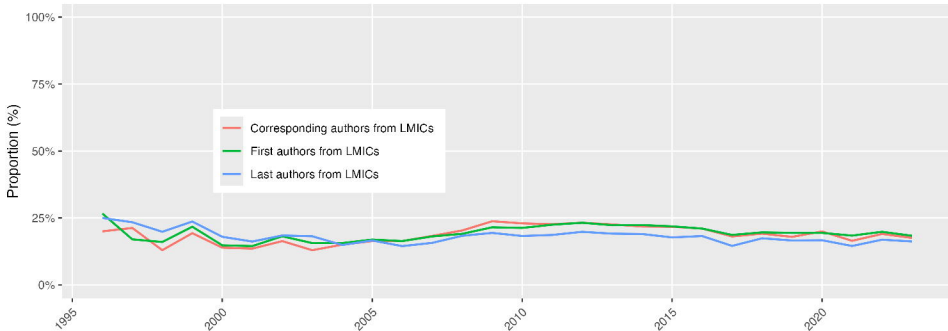
C

Total last authors (log10 scale)

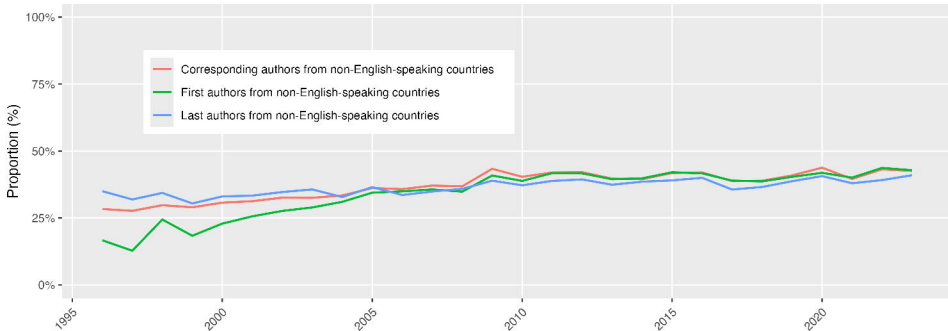


0 1 2 3

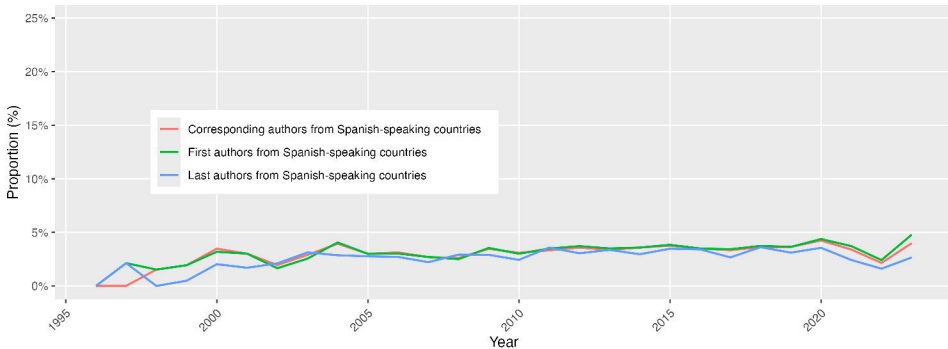
LMICs vs. High-income countries



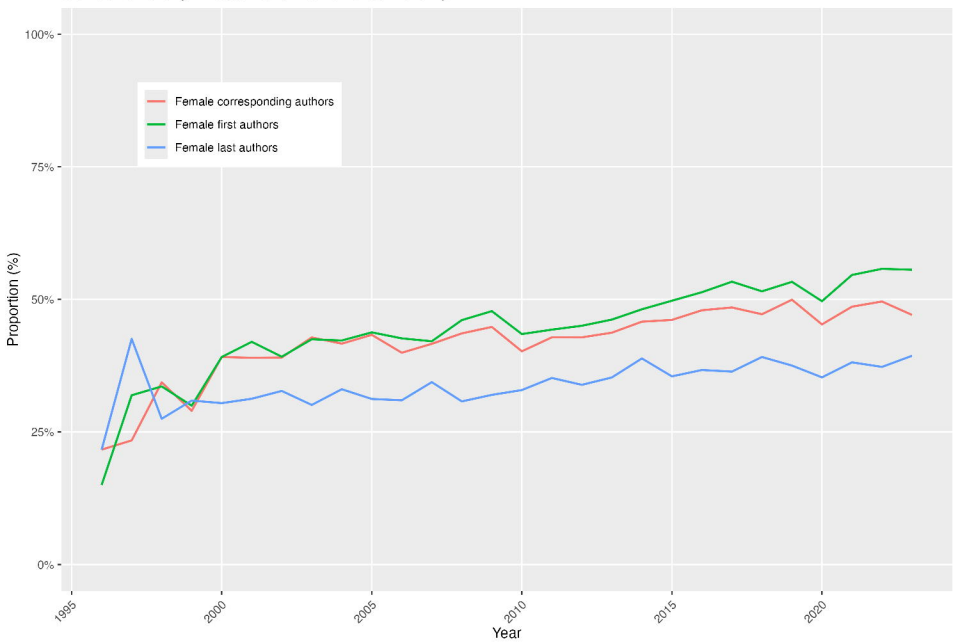
B non-English-speaking vs. English-speaking



C Spanish-speaking vs. non-Spanish-speaking



Gender diversity in Cochrane Reviews' authorship



Geographical and gender diversity in non-Cochrane reviews' authorship

