

1 Title: Primary health facility readiness to care for infants under six
2 months at risk of poor growth and development: A HHFA-based survey

3 Short Title:

4 Primary health facility readiness and nutrition in infants under six months

5 Authors:

6 Tabitha D. van Immerzeel^{1,2}, Abou Ba^{1,3}, Maty Diagne¹, Indou Deme-Ly^{1,4}, Amanda E. Murungi⁵,

7 Rebecca Penzias², Daouda Seck¹, Abdallah Diallo³, Carlos S. Grijalva-Eternod⁶, Marko Kerac⁶, Louise T.

8 Day²

9

10 1. Cheikh Anta Diop University, Dakar, Senegal

11 2. Department of Infectious Disease Epidemiology and International Health, London School of Hygiene
12 & Tropical Medicine, London, UK

13 3. Social Paediatric Institute, Dakar, Senegal

14 4. National Paediatric Hospital Albert Royer, Dakar, Senegal

15 5. Mulago National Referral Hospital, Kampala, Uganda

16 6. Department of Population Health, London School of Hygiene & Tropical Medicine, London, UK

17

18 Correspondance: Tabitha.van-Immerzeel@lshtm.ac.uk

19

NOTE: This preprint reports new research that has not been certified by peer review and should not be used to guide clinical practice.

20 Abstract

21 Malnutrition in infants under six months of age (u6m) is poorly identified and managed in many
22 countries, increasing these children's risk of poor growth and development and preventable mortality
23 and morbidity. New 2023 WHO malnutrition guidelines recommend assessment, classification and
24 treatment at primary health care level. This study aimed to assess primary health facility availability
25 and readiness for WHO-recommended nutritional care in infants u6m.

26 We adapted the WHO Harmonized Health Facility Assessment (HHFA) with additional items for
27 Management of small and nutritionally At-risk Infants u6m and their Mothers (MAMI): the HHFA-
28 MAMI tool. Methods included survey of health care providers, direct observation and data extraction
29 from routine registers to calculate mean percentages of a set of items for different readiness areas.
30 We assessed 15 primary health facilities in Senegal, focusing on the five contact points for infants u6m:
31 delivery and postnatal care, immunization programmes, sick child clinics and community health care.
32 The HHFA-MAMI scores with interquartile range (n=15) were: general service availability 51% (35-63),
33 general service readiness 69% (64-76), management & finance 50% (44-59), clinical quality of care
34 48%. MAMI availability scored 50% and readiness 36%, MAMI infrastructure scored 72%, health
35 workforce 61%, assess MAMI 53%, classify MAMI 17% and treat MAMI 38%, equipment 32% and
36 guidelines & training 23%. Service utilization was highest in postnatal care and immunization contact
37 points, MAMI availability & readiness was highest in delivery and postnatal care.

38 We conclude that primary health facilities in Senegal have potential to care for infants u6m at risk of
39 poor growth and development with high general PHC readiness and frequent use of care contact
40 points for infants u6m. MAMI availability and readiness require improvements to provide WHO-
41 recommended care.

42

43 Introduction

44 Infants under six months of age (u6m) are often left behind in global efforts to reduce child
45 malnutrition [1, 2]. Nutritional risk begins in utero, and continues during the neonatal period and
46 thereafter [3]. More than a quarter of babies worldwide are born low birth weight (LBW) either as a
47 result of being preterm, growth-restricted or both [4]. In a review of 54 low and middle-income
48 countries, between birth and six months of age, an estimated 20.1% classified as underweight, 21.3%
49 wasted and 17.6% stunted [5]. When at risk at u6m, these infants will continue to be at risk of both
50 wasting and stunting later in life [6] and have a higher risk of mortality [7]. Longer-term consequences
51 include impaired development [8],[9] and increased risk of developing cardiometabolic non-
52 communicable diseases in adult life [10].

53 In 2023, the World Health Organization (WHO) published *Guidelines on the prevention and*
54 *management of wasting and nutritional oedema (acute malnutrition) in infants and children under 5*
55 *years*, which propose a transformative shift in approach for infants u6m, from predominantly hospital-
56 based care to outpatient, primary health care (PHC) [11]. The rationale is that improved PHC will reach
57 more infants u6m and prevent adverse outcomes [12]. Defined by WHO as “infants less than six
58 months of age at risk of poor growth and development”, the emphasis of the guidelines is on early
59 detection and timely support for the infant and mother dyad. The case definition for programme
60 enrolment includes infants born small or preterm as well as infants u6m with poor anthropometry as a
61 single or sequential measure (Textbox 1). Treatment, individually tailored for the dyad, includes
62 intensive feeding support (breastfeeding or/and supplementary feeding for lactational failure) and
63 detection and management of physical and mental health conditions for the mother and infant.

64

65 *Textbox 1. Summary of WHO 2023 guidelines for infants under six months at risk of poor growth and*
66 *development*

Summary WHO 2023 guidelines for infants under six months at risk of poor growth and development

Assess

- Screening at care contact points (e.g. delivery care, postnatal care, immunization programs, sick child clinics, community health care);
- Assessment of anthropometry, feeding, infant clinical and maternal nutrition and mental health;
- Mothers and infants are considered an interdependent dyad.

Classify

- Infants u6m with poor anthropometry (weight for length z-score <-2SD/ weight for age z-score) <-2SD/ mid upper arm circumference < 110 from 6 weeks) based on a single measure;
- Infants u6m with poor growth based on sequential measures;
- Infants born preterm/ low birth weight/ small for gestational age;
- Infants with known risk factors for poor growth and development (e.g. feeding problems, congenital issues).

Treat

- Referral to inpatient care for any 'danger signs' (as per IMCI e.g. fast breathing, lethargic, convulsions, refuses to drink);
- Outpatient treatment focused support for any underlying problem e.g. clinical treatment;
- Breastfeeding support, supplementary feeding (after comprehensive assessment), maternal mental health support;
- Follow-up until six months of age.

67

68 A care package consistent with the new WHO guidelines [13] had been previously developed by the
69 MAMI (Management of small and nutritionally At-risk Infants u6m and their Mothers) Global Network
70 of researchers, programmers and policy makers [14]. This MAMI Care Pathway uses similar case
71 definitions and care principles as the WHO guidelines, and has been used to frame and inform our
72 study [15].

73 Now that countries are starting to implement the new WHO guidelines, health facility assessment is an
74 important first step in adapting to local contexts. WHO recently launched the Harmonized Health
75 Facility Assessment (HHFA) [16], a novel comprehensive tool advancing previous tools. The HHFA data
76 collection uses mixed methods: health worker surveys, direct observations and data extraction from
77 routine registers, using closed questions and checklists. Items of service readiness are measured across
78 the following dimensions and areas:

- 79 1. General service availability (areas: health infrastructure, health workforce and services
80 available),
- 81 2. General service readiness (areas: amenities, basic equipment, infection prevention, diagnostic
82 capacity, essential medicines and commodities),
- 83 3. An optional dimension of Service-specific availability & readiness
- 84 4. Management & finance (areas: facility governance, finances and accounting, staff support
85 systems, quality and safety systems, information systems), and
- 86 5. Clinical quality of care (areas: record review for specific services).

87 The concept of service readiness assessment has been used to evaluate various programmes, such as
88 emergency obstetric care [17], non-communicable diseases [18] and elderly care [19]. In the HHFA, a
89 few nutrition related items are captured such as infant scales under equipment and service -specific
90 items for small and sick newborns. However, nutritional care for infants u6m at PHC is currently not
91 captured by the HHFA.

92 In Senegal, as in many countries, PHC for infants u6m is provided at five contact points along the
93 continuum of care: delivery care, postnatal care, immunization programmes, sick child clinics and
94 community health care [20]. Most (82%) births take place in a health facility [21], providing essential
95 newborn care. Most (80%) mothers attend at least one postnatal visit [21]. Full vaccination coverage at
96 23 months is currently 77% [21]. Integrated Management of Childhood Illnesses (IMCI) is offered at
97 many primary health facilities [22], but healthcare-seeking behaviour remains low at 50% for fever or
98 diarrhoea [21]. Community preventative services, including growth monitoring activities, are offered
99 for children from birth to 59 months [23]. Currently, infants with low birth weight (estimated
100 prevalence 11%) or malnutrition u6m (estimated prevalence 8%) [24], are managed as inpatients at
101 secondary (health centres) or tertiary level (hospital) according to national guidelines [25]. However,
102 qualitative research revealed mothers' and health providers' preference for outpatient care for
103 uncomplicated cases, to make care more accessible and closer to the community [26].

104 This study aimed to assess primary health facility availability and readiness for WHO-recommended
105 nutritional detection and care in infants under six months. The objectives were:

- 106 1. To measure general service readiness in primary health facilities in Senegal
- 107 2. To measure service-specific MAMI availability and readiness in primary health facilities in
108 Senegal
- 109 3. To assess opportunities to implement WHO-recommended nutritional care for infants u6m at
110 five primary health care contact points.

111

112 [Methods](#)

113 We conducted a descriptive, cross-sectional survey in 15 PHC facilities in three districts in Senegal,
114 from 9 June to 17 September 2023, reported in alignment with the STROBE guidelines [27].

115 [Setting and sites](#)

116 In Senegal, primary health facilities are staffed by a team of at least one certified state nurse, one
117 midwife and a few nurse assistants. Each health facility is assigned a catchment area target population
118 and provides all basic primary care for this population, including infants u6m at five contact points:
119 delivery with essential newborn care, postnatal care, immunization programme and sick child clinic
120 (IMCI). Community health care is coordinated by these facilities, each for its catchment areas. The
121 health district provides administrative and financial management and supervision of the primary
122 health facilities but development partners coordinate and finance the community health care. The
123 country of Senegal has 77 health districts and 809 primary health facilities, each covering on average
124 11,500 inhabitants [28].

125 [Survey tool development](#)

126 We adapted the original HHFA [16] (Version 2) for PHC level in Senegal using the national health care
127 policy plan [28], expert review including co-authors who practice clinically in Senegal (TvI, AB and DS),

128 and feedback from pilot testing. Adaptation kept fidelity to the dimensions (general service availability,
129 general service readiness, management & finance, and clinical quality of care) as well as their areas
130 (Figure 1). Sub-areas and items under the sub-areas were selected and adapted applying several
131 iterative steps:

- 132 - Selecting sub-areas relevant for PHC level (e.g. sub-area “beds” and “oxygen services” were
133 not selected)
- 134 - Removing items that are not relevant for primary care in Senegal (e.g. “existence of a quality
135 committee”, which is not implemented on this level).
- 136 - Reformulating certain items to be more appropriate to the local context (e.g. changing
137 “governing board” to “health committee”)
- 138 - Reorganising the order of items for efficiency (e.g. all observations of the infrastructure/
139 equipment at the end of the survey, all questions for the midwife grouped)
- 140 - Simplifying certain items, such as capturing equipment as present only when functional.
- 141 - For the record review sub-area, instead of the malaria and prenatal care record review that
142 were available for the HHFA version 2, we selected immunization and IMCI, because of
143 practicality.
- 144 - Adding one sub-area: to complete the clinical quality of care dimension, the sub-area “direct
145 observations of care” was added. We used the observation checklist from SARA (Service
146 Availability and Readiness Assessment)[29].

147 For the health facility density and nurse/ midwife density we used the WHO global standards [30].

148 *Figure 1. Flow diagram of HHFA-MAMI tool development and health facility survey sampling*

149 Following the format of the original HHFA, we collected three primary data :

- 150 - Health care provider survey closed questions, (yes/ no, or checklist), used for items concerning
151 service delivery and organization of care.

- 152 - Direct observations, using a checklist for observed items (used for building, equipment,
153 commodities and hygiene).
- 154 - Data from registers and reports, used for record review, number or patient visits and target
155 population.

156 The final primary health facility assessment tool consisted of a selection of 137 of the 2571 original
157 items across the four dimensions (S1 Appendix 1 for a full list of items).

158 We created a service-specific dimension “MAMI availability & readiness”, using similar areas as other
159 service-specific dimensions that exist in the HHFA: health infrastructure, health workforce, service
160 availability, equipment and guidelines & training. We (Tvl, AB and LD all clinicians and public health
161 practitioners) mapped items from the evidence-based MAMI Care Pathway[14], developed in 2021
162 which aligns with the 2023 WHO guidelines. The MAMI Care Pathway uses with the WHO IMCI
163 structure of “assess, classify and treat”, which we adopted as sub-headings under MAMI availability.

164 The final “MAMI availability & readiness” dimension had 42 items, repeated for five care contact
165 points, making 210 items in total (Figure 1, Annex 1).

166 The draft HHFA-MAMI tool was translated into French and pilot tested by Tvl and a research assistant
167 in a non-participating health facility and further revised by an iterative process in two rounds.

168 Sampling

169 We used a multi-step sampling process (Figure 1). First, we purposively selected three districts among
170 the 77 in Senegal- where collaborators had existing partnerships: two rural (Dahra, Kaffrine) and one
171 urban (Pikine) district. The sample size was determined by resources available for the study, as has
172 been described in earlier service readiness studies with sample sizes of between 12 and 30 health
173 facilities [31],[32]. We selected fifteen PHC facilities, five from each district using random number
174 allocation from the sample frame list from the chief medical officer (18 facilities in Dahra, 24 in
175 Kaffrine and 12 in Pikine). This was a descriptive pilot study, not testing hypotheses, therefore we did
176 not calculate formal a-priori sample size.

177 Data collection

178 Two researchers (Tvl - a Dutch medical doctor living and working in Senegal and a Senegalese state
179 nurse) conducted the HHFA-MAMI survey over two days at each health facility. Participants were
180 recruited from the selected facilities from 9 June to 17 September 2023. On the first day, a face-to-
181 face general questionnaire was administered to the focal point of the facility– the head nurse, who
182 chose the convenient time and place. The head nurse then provided access to reports and registers
183 needed for data extraction, appointed staff members with whom to conduct the rest of the face-to-
184 face survey and organised the observations. The following day was used for observations of building,
185 equipment and consultations and the remaining survey questions. We recruited mother/ infant dyads
186 for observing a consultation at convenience (all infants u6m consulted at any of the contact points
187 during the second survey day). Register data were accessed during the same time period (from 9 June
188 to 17 September 2023), record reviews were selected randomly (ten from each contact point, starting
189 at a different month at each facility).

190 Data management and analysis

191 HHFA-MAMI data were collected using a password-protected tablet onto a customized digital ODK
192 form [33]. The tablet synchronised with an encrypted central database, manually checked by the data
193 collection team, exported [34] and saved on the LSHTM-secured cloud storage, on a password-
194 protected device. We calculated the percentage and interquartile ranges of health facilities (n=15) that
195 scored positively for each item (Figure 1), and the mean scores of a group of items (sub-area), with
196 equal weighting. An area as well as dimension total mean score was calculated, again with equal
197 weighting. These scores were used to compare between the five contact points.

198 Ethics

199 Ethical approval was obtained from the National Ethics Committee in Senegal (Ref: SEN 19/78) and
200 LSHTM (Ref: 28311). Informed consent was obtained from all health providers with provision of an
201 information sheet prior to conducting the surveys. Written informed consent with provision of an

202 information sheet, was obtained from the mothers, or a trusted witness (family member/ neighbour)
203 at the mother's request, before observing a consultation with their infant. Although patient
204 identifiable data were accessible to the researchers who extracted data, all register data were
205 collected with no identifiers.

206

207 Results

208 The catchment area population for the included primary health facilities was (mean, interquartile
209 range (IQR)) 19,067 (9079-26,089) people of which 663 (213- 415) infants u6m (Table 1).

210 *Table 1. Characteristics of the population being served and seeking care at the PHC contact points of*
211 *the selected PHC facilities.*

Population characteristics (2022) for selected primary health facilities (n=15)	
	(mean, IQR)
Target whole population	19,067 (9079-26,089)
Expected births	664 (373-963)
Target population u6m	338 (213-415)
Service utilisation (number of visits in 2022)	
Curative care visits all ages (n=15)	11,073 (2990-9190)
Delivery care (n=15)	302 (151-410)
Postnatal care (n=15)	785 (315-1319)
Immunization program (n=15)	1093 (389-1541)
Sick child clinic (n=15)	389 (133-419)
Community Health (n=10)	323 (102-482)

212

213 In each of the 15 primary health facilities, we conducted between one and four interviews (n=32), zero
214 to five direct care observations (n=49) and 19-20 record reviews (n=288).

215

216 General service readiness in primary health facilities (objective 1)

217 The HHFA-MAMI general scores with interquartile range (n=15) were: general service availability 51%
218 (35-63), general service readiness 69% (64-76), management & finance 50% (44-59) and clinical quality
219 of care 48%.

220 Within general service availability, infrastructure (50%, 41-53) and health workforce (21%, 0-33) scored
221 lowest with only four facilities meeting the primary health facility density indicator and one meeting
222 the nurse/ midwife density indicator (Table 2).

223 Within general service readiness, amenities scored 68%, basic equipment 63%, infection prevention
224 76%, diagnostics capacity 81% and essential medicines and commodities 60%. Management & finance
225 scored 50% (44-59), higher on governance (84%) and facility finances (60%) than staff support systems
226 (46%), quality and safety systems (32%) and health information systems (29%). Clinical quality of care
227 scored 57% (42-67) on record review and 37% (22-52) on direct observations of care. (Table 2)

228

229

230

231

232

233

234

235

236

237 *Table 2. HHFA-MAMI results: primary health care dimensions and MAMI availability & readiness*

238 *dimension*

239

240

241

HHFA for primary health care

HHFA for primary health care				3. MAMI availability & readiness	
Dimensions and areas	Sub-areas (number of items)	Mean %	Mean %, IQR	Areas and sub-areas (number of items)	Mean %, IQR
1. General service availability (n=15)				51 (35-63)	
1.1 Health infrastructure	Primary health facility density ^a (1)	27		Infrastructure MAMI (1x5)	72 (60-80)
	Building structure and security conditions (8)	73	50 (41-53)		
1.2 Health workforce	Health workforce density ^b (1)	13		Health workforce MAMI (2x5)	61 (50-70)
	Staffing plan (3)	29	21 (0-33)		
1.3 Services available	Outpatient service availability 24h/day (1)	67		Availability: Assess MAMI (9x5)	53 (49-58)
	Availability of infant services (5)	95	81 (45-100)		
2. General service readiness (n=15)				69 (64-76)	
2.1 Amenities	Basic amenities main service area (12)	68	68 (63-75)	Equipment and medicine MAMI (8x5)	32 (26-38)
2.2 Basic equipment	Basic equipment outpatient area functional (12)	63	63 (58-67)		
2.3 Infection prevention	Standard precautions for infection prevention (11)	76	76 (73-82)	Guidelines and training MAMI (9x5)	23 (20-25)
2.4 Diagnostic capacity	Basic diagnostic capacity (9)	81	81 (78-89)		
2.5 Essential medicines and commodities	Essential medicines (11)	46			
	Pharmaceutical commodity storage (6)	74	60 (46-73)		
4. Management & finance (n=15)				50 (44-59)	
4.1 Facility governance/ management (6)			84 (75-100)		
4.2 Facility finances and accounting (6)			60 (50-67)		
4.3 Staff support systems (6)			46 (33-50)		
4.4 Quality and safety systems (5)			32 (20-40)		
4.5 Health information systems (8)			29 (19-38)		
5. Clinical quality of care				48	
5.1 Record review (n=288)	Record review immunization (6)	70	57 (42-67)		
	Record review sick child clinic (6)	47			
5.2 Direct observation of care (n=49)	Service delivery observations (9)	37	37 (22-52)		
	General observations (5)	36			

243 *^a compared to standard 1/10.000 people, ^b compared to standard 2.5 primary care workers/ 1000*
244 *people*

245 Service-specific MAMI availability & readiness (objective 2)

246 Overall, the MAMI availability & readiness dimension scored 50% (45-53) on availability and 36% (34-
247 39) on readiness. Infrastructure 72% (60-80) and health workforce 61% (50-70) scored higher than
248 availability assess MAMI 53% (49-58), classify MAMI 17% (12-24) and treat MAMI 38% (35-40).
249 Equipment scored 32% (26-38) and guidelines & training 23% (20-25) (Table 2).

250 Service utilisation (mean patient visits in 2022, IQR) was high in immunization programmes (1093, 389-
251 1541) and postnatal care (785, 315-1319), compared to a mean of 11,073 (9079-26,098) patient
252 curative visits in 2022 for all ages (Table 1). Scores per sub-area with mean service utilisation for each
253 care contact point are shows in Figure 2.

254 *Figure 2. HHFA-MAMI assessment of mean service utilisation and availability & readiness for five care*
255 *contact points in three districts in Senegal (n=15 PHC facilities)*

256 Nutritional care for infants u6m at five primary health care contact points (objective 3)

257 Comparisons of scores between the five contact points are visualised in a heatmap in Figure 3.

258 *Figure 3. Heat map MAMI availability & readiness items for five care contact points for infants u6m*
259 *(n=15 PHC facilities)*

260 Infrastructure for MAMI scored high (72%): Delivery, postnatal care and sick child clinics were mostly
261 open seven days a week, while immunization programmes were often provided weekly. Community
262 health activities were provided monthly and were only offered in the two rural districts.

263 Health workforce, defined by the number of health providers available as well as their level of training,
264 scored 61%. Delivery care, postnatal care and sick child clinics were provided by midwives or state
265 nurses, while immunization service and community health were provided by lower trained health

266 providers. Numbers of health providers were lowest in sick child clinics (27% with three health
267 providers or more), while community health had most service providers (13 on average).

268 MAMI “Assess”, including measurements such as weight, length or mid-upper-arm-circumference
269 (MUAC), scored higher (53%) than “Classify” (17%) and “Treat” (38%). Health care providers reported
270 that weight was taken at all clinical contact points, while only at delivery care a detailed
271 anthropometric assessment was done, including weight and length (100% of facilities) and MUAC
272 (93%). Midwives routinely observed breastfeeding after birth (100%), but not all of them reported to
273 ask for breastfeeding problems (60%). At most care contact points, either breastfeeding observation or
274 asking about breastfeeding was reported. Most (87%) midwives also reported conducting assessment
275 of maternal nutrition status and maternal mental health, although the survey did not provide detailed
276 information on how this was done. Infant physical examination was reported to be done by midwives
277 (73% of the facilities at delivery, 67% at postnatal care) and state nurses at sick child clinics (80%), not
278 at immunization programmes or in community health care.

279 MAMI “Classify” scored low overall (17%), meaning interpreting nutritional deficits with the usage of
280 growth charts and classifying into for example normal/ moderate/ severe malnutrition. Midwives
281 reported always diagnosing low birth weight (100%) and often prematurity (60%), while at sick child
282 clinics infants were classified as wasted/non-wasted (80%) using weight for length, rarely MUAC (7%).
283 At immunization programmes, weight was plotted in 40% of facilities. At postnatal care and
284 community health, classification was rarely done.

285 MAMI “Treat” reported referral of at risk infants in 84% of at all five contact points at the 15 facilities,
286 either to a different facility contact point (e.g. sick child clinic) or externally to the nearest district
287 hospital or a tertiary centre (up to 300 kilometres away). Breastfeeding counselling was reported to
288 happen at delivery and postnatal care (100%), immunization programmes (80%) and sick child clinics
289 (93%). At over two third (67%) of the delivery and postnatal care contacts points and over half (60%) of

290 the sick child clinics, providers said to regularly prescribe infant formula, for example in case of low
291 birth weight or when the mother self-report insufficient milk.

292 Explanation of growth charts to the mother was reported to happen at 27% of immunization
293 programmes and 20% of sick child clinics. Medical treatment for infants with clinical conditions was
294 provided at birth (93%), during postnatal care (87%) and during sick child clinics (100%). Community
295 follow-up was mostly absent, with one exception where a midwife reported referral to community
296 health workers for postnatal home visits.

297 Overall, MAMI equipment readiness at care contact points was 32%. In 93% of the 15 facilities, an
298 adult scale was seen and all facilities had at least one functioning infant scale. Most (13) facilities had a
299 functional analogue scale, five a digital, five a SECA-876 mother/ baby scale and at 12 a Salter scale.

300 The Salter hanging scale was generally used at community health care and at 26% of the immunization
301 programmes. Health providers at most (12) facilities stated that their anthropometric equipment is
302 usually calibrated.

303 A length board was observed in all 15 health facilities. This standardised UNICEF device was used in
304 sick child clinics (100%) and immunization programs (53%). A standardised coloured MUAC tape was
305 used in 100% of sick child clinics and 53% of immunization programmes. At delivery care and postnatal
306 care an unrecommended practice was observed of using a simple measuring tape for taking both
307 length and MUAC. Growth charts for weight and length were observed in 4% of the total contact
308 points, although these were present in parent-held immunization cards which were not observed for
309 this study. Laminated weight for height Z-score tables were observed, at consultation desks in
310 postnatal care or sick child clinics (20%). In community health care in the two rural districts we saw a
311 customised “look-up table” developed by the national nutrition advisory board (CNDN) to determine
312 expected monthly weight gain (independent of the infants' age)[35]. Infant formula milk was not
313 observed to be stocked at any of the facilities.

314 Guidelines and training relevant for MAMI scored low overall (23%). In over half (53%) of the facilities,
315 IMCI-related guidelines were observed, often displayed on walls. Breastfeeding visual aids existed in
316 the mother/ child record booklets, produced by the ministry of health and midwives reported using
317 them widely for breastfeeding counselling after birth (93%) and during postnatal care (93%). Staff
318 training at contact points over the previous three years was most frequently for immunization (53%),
319 malnutrition (32%) and IMCI (8%). Guidelines or criteria for referral of infants with low birth weight or
320 malnutrition were not seen.

321 Discussion

322 Primary health care facilities in Senegal have potential to care for infants u6m at risk of poor growth
323 and development and their mothers. The HHFA-MAMI survey in 15 facilities found MAMI availability of
324 50% and MAMI readiness of 36%. This is an important indication that the implementation of 2023
325 WHO recommendations at PHC level is possible. Infrastructure, health workforce and equipment were
326 available, but varied between service contact points. Among the three steps, infants were frequently
327 **assessed** including for anthropometry, but not often **classified** as at risk, which is essential for
328 adequate **treatment** as outpatients and referral for complications. Breastfeeding support was
329 commonly provided, while the frequent prescription of infant formula showed a need for
330 supplementary feeding guidance. Maternal mental health support was an observed gap. We found
331 opportunities at each of the five contact points to implement WHO nutritional recommendations for at
332 risk infants u6m.

333 Interpretation

334 The HHFA has been created to evaluate implementation of existing health policies, however, we found
335 our HHFA-MAMI adaptation useful and potentially informative at the pre-implementation phase of
336 WHO guidelines for infants u6m at risk of poor growth and development in Senegal. Current low
337 scores could rapidly improve once the new WHO recommendations are formally rolled out and the
338 survey is repeated in the future. Repeated readiness analysis has been used for evaluation purposes in
339 more general maternal and child services in Senegal [36]. Similarly, for small and sick newborns,
340 theNEST360 alliance has developed a readiness tool for repeated analysis of hospital care [37].
341 Among the four general HHFA dimensions, general service readiness is most used in other studies. Our
342 HHFA-MAMI general service readiness of 69% was slightly higher than other studies that assessed PHC
343 readiness: 60.5% in Bangladesh and 61.5% in Mongolia [38],[39]. Our HHFA general service availability
344 showed neither facility density nor health worker density meeting WHO standards in Senegal, which
345 are important indicators in improving primary care coverage [40]. The dimension management &

346 finance was rarely assessed in other studies, while in a study on elderly care readiness, these aspects
347 performed poorest [19]. Our low scores for health information systems (29%) and quality systems
348 (32%) might need attention, implementing new services. The clinical quality of care dimension is
349 essential in the HHFA, because readiness measured by only structural inputs has shown to poorly
350 correlate with quality of care [41].

351 Previous nutrition service availability and readiness research for a wider age range (under 5 years)
352 used similar items to our HHFA-MAMI tool, e.g. in primary health facilities in Nigeria: “offers child
353 growth monitoring” (91.5%) and “diagnoses child malnutrition” (81.4%) [42]. A multi-country (n=11)
354 nutrition-related readiness analysis at primary care facilities found overall low scores, comparable to
355 our study: 30% “counselled on child growth” and 21% “plotted weight in growth chart” [43].
356 Stakeholder consultation to developed a readiness indicator list focussed on nutritional quality of care
357 for mothers and children under five years showed similarities to our tool, such as items “ask for
358 feeding”, and “plotting the weight in a growth curve” [44].

359 Although our data did not allow us to calculate service coverage, the service utilisation gave some
360 indication of how many infants and mothers are seen at the contact points. Combining service
361 utilisation with readiness had earlier been described as a useful way to assess effective coverage [45].

362 [Actionable findings to implement WHO guidelines at PHC contact points in Senegal](#)

363 At childbirth services in Senegal, midwives routinely measure birth weight, as in other contexts [46],
364 and in line with the new WHO recommendations for at risk infants u6m, also measure length and
365 MUAC, although some with unrecommended measuring tools.

366 At postnatal care, breastfeeding support was routinely provided in our study facilities, and extending
367 this practice beyond the postnatal age up to 6m would be crucial for WHO guideline implementation
368 [47]. A standardized breastfeeding assessment tool could help identify those at risk, needing closer
369 breastfeeding support and follow-up [48]. Infant formula was reported to be frequently prescribed in

370 our study although not observed to be stocked in the health facilities and new WHO guidelines could
371 support in supplementary feeding counselling.

372 Immunization services are expected to monitor children’s growth according to Senegal health policy
373 yet do not always have the anticipated impact for at risk infants [49], due to a lack of proper use of
374 growth charts [50]. There is an urgent need for better tools or lookup tables to simplify the usage of
375 growth charts [51]. Besides weight, other anthropometric measurements are promising in infants u6m
376 such as MUAC, although more evidence is needed to validate cut-off values [52] and to standardize
377 MUAC tapes [53].

378 Sick child clinics in Senegal apply IMCI although concerns have been expressed regarding fidelity to
379 guidelines [36]. The MAMI Care Pathway uses the IMCI structure “assess, classify, treat”, and aligning
380 WHO guidelines implementation to IMCI would be beneficial. Maternal mental health support is an
381 important element in the new WHO guideline that complements IMCI and could make a major
382 contribution to improving nutritional outcomes for u6m children [54].

383 Community health care provides opportunities in detecting at risk infants, with larger numbers of
384 health providers than at other care contact points in our study. To benefit from its advantages, task
385 allocation is crucial [55] and there is a need for supervision and clinical mentoring to strengthen this
386 service [56].

387 Limitations

388 Our research is the first effort using the HHFA for u6m infant nutrition assessment, making it novel,
389 though less comparable to similar studies using older tools, which is a limitation. Another limitation is
390 that cut-off points for readiness scores have not yet been defined: what overall score is ‘good enough’
391 for a particular facility. Future research is needed to validate the HHFA for various settings. However,
392 our HHFA-MAMI tool showed proof of concept in this study and could be tested and validated in wider
393 context.

394 The HHFA-MAMI captures mainly nutritional items, that do not necessarily cover all the risk factors
395 underlying infant malnutrition [57]. However, a strength of our tool is its parsimonious collection of
396 137 general and 42 MAMI items from PHC facilities, that require only 1-2 days of data collection by
397 one or two people.

398 Finally, we acknowledge that our sample size was small to compare scores between districts. However,
399 our data are critical to inform sample size calculations and logistical considerations for future more
400 analytical service-readiness studies.

401 [Generalisability](#)

402 A recent stakeholder consultation in 42 countries revealed a perceived need for improved detection
403 and care for at risk infants u6m [58], which will be accelerated by the 2023 WHO malnutrition
404 guidelines. Senegal was mentioned as an exemplar country in stunting reduction, because of its
405 effective implementation of nutrition policy and multisectoral approach [59]. The HHFA-MAMI survey
406 tool we developed and future MAMI implementation lessons learned from Senegal might therefore
407 inspire countries in the region and beyond.

408 [Conclusion](#)

409 Primary health facilities in Senegal have potential to care for infants u6m at risk of poor growth and
410 development with high general PHC readiness and frequent use of care contact points for infants u6m
411 (delivery and postnatal care, immunization programmes, sick child clinics and community health care).
412 Our HHFA-MAMI survey found suboptimal MAMI availability and readiness, but many items are in
413 place or could be strengthened, implementing WHO-recommended nutritional care for at risk infants.

414 [Acknowledgements](#)

415 We greatly thank all health care providers we interviewed, who welcomed us in their working place
416 and homes and were willing to share information. We thank the mothers of the infants who allowed
417 us to observe their consultation and whose information we extracted from registers and reports. We

418 thank the administrative heads who facilitated the study in each of the three districts in Senegal. A
419 huge thanks to Sheikh Jallow who travelled to all of the 15 health facilities to patiently assist in data
420 collection. *“Electronic data solutions were provided by LSHTM Global Health Analytics*
421 *(odk.lshtm.ac.uk).”*

422

423 References

- 424 1. Keats EC, Das JK, Salam RA, Lassi ZS, Imdad A, Black RE, et al. Effective interventions to address
425 maternal and child malnutrition: an update of the evidence. *The Lancet Child & Adolescent Health.*
426 2021;5(5):367-84.
- 427 2. Kerac M, McGrath M. Management of Acute Malnutrition in Infants under 6 Months of Age
428 (book chapter, chapter 14). In: Karakochuk CD, Whitfield, K.C., Green, T.J., & Kraemer, K., editor. *The*
429 *Biology of the First 1,000 Days*: CRC Press; 2017. p. 207-20.
- 430 3. Victora CG, Christian P, Vdaletti LP, Gatica-Domínguez G, Menon P, Black RE. Revisiting
431 maternal and child undernutrition in low-income and middle-income countries: variable progress
432 towards an unfinished agenda. *The Lancet.* 2021;397(10282):1388-99.
- 433 4. Lawn JE, Ohuma EO, Bradley E, Idueta LS, Hazel E, Okwaraji YB, et al. Small babies, big risks:
434 global estimates of prevalence and mortality for vulnerable newborns to accelerate change and
435 improve counting. *Lancet.* 2023;401(10389):1707-19.
- 436 5. Kerac M, James PT, McGrath M, Brennan E, Opondo C, Frison S. Infant malnutrition in low-and
437 middle-income countries: assessment and prevalence of small and nutritionally at-risk infants aged
438 under 6 months in 54 Demographic & Health Survey datasets. *medRxiv.* 2021.
- 439 6. Mertens A, Benjamin-Chung J, Colford JM, Jr., Hubbard AE, van der Laan MJ, Coyle J, et al.
440 Child wasting and concurrent stunting in low- and middle-income countries. *Nature.*
441 2023;621(7979):558-67.
- 442 7. Grijalva-Eternod CS, Kerac M, McGrath M, Wilkinson C, Hirsch JC, Delchevalerie P, et al.
443 Admission profile and discharge outcomes for infants aged less than 6 months admitted to inpatient
444 therapeutic care in 10 countries. A secondary data analysis. *Matern Child Nutr.* 2017;13(3).
- 445 8. Walker SP, Wachs TD, Meeks Gardner J, Lozoff B, Wasserman GA, Pollitt E, et al. Child
446 development: risk factors for adverse outcomes in developing countries. *The Lancet.*
447 2007;369(9556):145-57.
- 448 9. Kirolos A, Goyheneix M, Kalmus Elias M, Chisala M, Lissauer S, Gladstone M, et al.
449 Neurodevelopmental, cognitive, behavioural and mental health impairments following childhood
450 malnutrition: a systematic review. *BMJ Glob Health.* 2022;7(7).
- 451 10. Grey K, Gonzales GB, Abera M, Lelijveld N, Thompson D, Berhane M, et al. Severe malnutrition
452 or famine exposure in childhood and cardiometabolic non-communicable disease later in life: a
453 systematic review. *BMJ Glob Health.* 2021;6(3).
- 454 11. WHO. Guidelines on the prevention and management of wasting and nutritional oedema
455 (acute malnutrition) in infants and children under 5 years. 2023 [cited 2023 Dec 12]. Available from:
456 <https://www.who.int/publications/i/item/9789240082830>.
- 457 12. Kerac M, Mwangome M, McGrath M, Haider R, Berkley JA. Management of acute malnutrition
458 in infants aged under 6 months (MAMI): Current issues and future directions in policy and research.
459 *Food and Nutrition Bulletin.* 2015;36(1).
- 460 13. Marie M. MAMI and the 2023 WHO recommendations: We’re talking the same talk! *Field*
461 *Exchange* 71. 2023;71:6.

- 462 14. ENN, LSHTM, Collaborators. MAMI Care Pathway Package, Version 3 (2021) 2021 [updated
463 2021/05/04/. Available from: <https://www.ennonline.net/mamicarepathway>.
- 464 15. Kelsey Grey EB, Marko Kerac, Marie McGrath. The MAMI Care Pathway Package: A resource to
465 support the management of small and nutritionally at-risk infants under six months of age and their
466 mothers (MAMI). South Sudan Medical Journal. 2021;Vol 14. .
- 467 16. WHO. Harmonized Health Facility Assessment. 2022 [cited 2022 Dec 13]. Available from:
468 <https://www.who.int/data/data-collection-tools/harmonized-health-facility-assessment>.
- 469 17. Pandey AR, Adhikari B, Lamichhane B, Joshi D, Regmi S, Lal BK, et al. Service availability and
470 readiness for basic emergency obstetric and newborn care: Analysis from Nepal Health Facility Survey
471 2021. PLoS One. 2023;18(8):e0282410.
- 472 18. Ammoun R, Wami WM, Otieno P, Schultsz C, Kyobutungi C, Asiki G. Readiness of health
473 facilities to deliver non-communicable diseases services in Kenya: a national cross-sectional survey.
474 BMC Health Serv Res. 2022;22(1):985.
- 475 19. Ssensamba JT, Mukuru M, Nakafeero M, Ssenyonga R, Kiwanuka SN. Health systems readiness
476 to provide geriatric friendly care services in Uganda: a cross-sectional study. BMC geriatrics.
477 2019;19(1):1-13.
- 478 20. ANSD. Sénégal : Enquête Continue sur la Prestation des Services de Soins de Santé (ECPSS)
479 2019. Rapport des indicateurs clés. The DHS Program ICF; 2020.
- 480 21. ANSD. Enquête Démographique et Sanitaire du Sénégal 2018 Dakar, Senegal: Republique du
481 Sénégal; 2019.
- 482 22. Gera T, Shah D, Garner P, Richardson M, Sachdev HS. Integrated management of childhood
483 illness (IMCI) strategy for children under five. Cochrane Database Syst Rev. 2016(6):CD010123.
- 484 23. MSAS. Plan Stratégique Multisectoriel de la Nutrition du Sénégal. Dakar, Senegal: Republique
485 du Sénégal; 2016.
- 486 24. MSAS. Enquete Nutritionnelle Nationale Utilisant la Méthodologie SMART. Dakar, Senegal:
487 Republique du Sénégal; 2016.
- 488 25. MSAS. Protocole National de Prise en Charge de la Malnutrition Aigue. Dakar, Senegal:
489 Republique du Sénégal; 2013.
- 490 26. van Immerzeel TD, Camara MD, Deme Ly I, de Jong RJ. Inpatient and outpatient treatment for
491 acute malnutrition in infants under 6 months; a qualitative study from Senegal. BMC Health Serv Res.
492 2019;19(1):69.
- 493 27. EQUATOR. Enhancing the QUALity and Transparency Of health Research. 2023 [cited 2023 Oct
494 10]. Available from: <https://www.equator-network.org/reporting-guidelines/>.
- 495 28. MSAS. Plan National de Développement Sanitaire et Social du Sénégal 2019- 2028. Dakar,
496 Senegal: Republique du Sénégal; 2019.
- 497 29. WHO. Service availability and readiness assessment (SARA): an annual monitoring system for
498 service delivery: reference manual2013 [cited 2022 Nov 23]. Available from:
499 [https://www.who.int/data/data-collection-tools/service-availability-and-readiness-assessment-\(sara\)](https://www.who.int/data/data-collection-tools/service-availability-and-readiness-assessment-(sara)).
- 500 30. WHO. Global Health Observatory data repository. 2018 [cited 2023 Oct 17]. Available from:
501 <https://apps.who.int/gho/data/?theme=main>.
- 502 31. Adedoyin O, Ogunyemi MRB, Adedayo E, Ojo, Sarah B, Welch, Oluwatosin O, Onasanya,
503 Victoria O, Yesufu, Abisola O, Omotayo, Lisa R, Hirschhorn. Provider and facility readiness for age-
504 friendly health services for older adults in primary health care centres in southwest, Nigeria. 2023.
- 505 32. Chaulagain DR, Malqvist M, Wrammert J, Gurung R, Brunell O, Basnet O, et al. Service
506 readiness and availability of perinatal care in public hospitals - a multi-centric baseline study in Nepal.
507 BMC Pregnancy Childbirth. 2022;22(1):842.
- 508 33. Hartung C. Open Data Kit: Tools to Build Information Services for Developing Regions. In: ICTD,
509 editor. London, UK2010.
- 510 34. MicrosoftCorporation. Microsoft Excel. 2402 ed2018.
- 511 35. CNDN. Table poids attendu. 2019 [cited 2023 Oct 17]. Available from: [https://cndn.sn/bon-a-](https://cndn.sn/bon-a-savoir/enfant/)
512 [savoir/enfant/](https://cndn.sn/bon-a-savoir/enfant/).

- 513 36. Leslie HH, Hategeka C, Ndour PI, Nimako K, Dieng M, Diallo A, et al. Stability of healthcare
514 quality measures for maternal and child services: Analysis of the continuous service provision
515 assessment of health facilities in Senegal, 2012-2018. *Trop Med Int Health*. 2022;27(1):68-80.
- 516 37. Penzias RE, Bohne C, Ngwala SK, Zimba E, Lufesi N, Rashid E, et al. Health facility assessment of
517 small and sick newborn care in low- and middle-income countries: systematic tool development and
518 operationalisation with NEST360 and UNICEF. *BMC Pediatr*. 2024;23(Suppl 2):655.
- 519 38. Shawon MSR, Adhikary G, Ali MW, Shamsuzzaman M, Ahmed S, Alam N, et al. General service
520 and child immunization-specific readiness assessment of healthcare facilities in two selected divisions
521 in Bangladesh. *BMC Health Serv Res*. 2018;18(1):39.
- 522 39. Jigjidsuren A, Byambaa T, Altangerel E, Batbaatar S, Saw YM, Kariya T, et al. Free and universal
523 access to primary healthcare in Mongolia: the service availability and readiness assessment. *BMC*
524 *Health Serv Res*. 2019;19(1):129.
- 525 40. Ahmat A, Asamani JA, Abdou Illou MM, Millogo JJS, Okoroafor SC, Nabyonga-Orem J, et al.
526 Estimating the threshold of health workforce densities towards universal health coverage in Africa.
527 *BMJ Glob Health*. 2022;7(Suppl 1).
- 528 41. Leslie HH, Sun Z, Kruk ME. Association between infrastructure and observed quality of care in 4
529 healthcare services: A cross-sectional study of 4,300 facilities in 8 countries. *PLoS Med*.
530 2017;14(12):e1002464.
- 531 42. Oluwole EO, Adeniran A, Chieme CF, Ojo OY, Akinyinka MR, Ilesanmi MM, et al. Maternal and
532 child health service readiness among primary health care facilities in Ekiti, Nigeria. *Afr J Prim Health*
533 *Care Fam Med*. 2022;14(1):e1-e7.
- 534 43. Ramadan M, Muthee TB, Okara L, Feil C, Villar Uribe M. Existing gaps and missed opportunities
535 in delivering quality nutrition services in primary healthcare: a descriptive analysis of patient
536 experience and provider competence in 11 low-income and middle-income countries. *BMJ Open*.
537 2023;13(2):e064819.
- 538 44. King SE, Sheffel A, Heidkamp R, Xu YY, Walton S, Munos MK. Advancing nutrition
539 measurement: Developing quantitative measures of nutrition service quality for pregnant women and
540 children in low- and middle-income country health systems. *Matern Child Nutr*. 2022;18(1):e13279.
- 541 45. Wang W, Mallick L, Allen C, Pullum T. Effective coverage of facility delivery in Bangladesh,
542 Haiti, Malawi, Nepal, Senegal, and Tanzania. *PLoS One*. 2019;14(6):e0217853.
- 543 46. Kong S, Day LT, Zaman SB, Peven K, Salim N, Sunny AK, et al. Birthweight: EN-BIRTH multi-
544 country validation study. *BMC Pregnancy and Childbirth*. 2021;21(1):1-19.
- 545 47. Rana R, McGrath M, Gupta P, Thakur E, Kerac M. Feeding Interventions for Infants with Growth
546 Failure in the First Six Months of Life: A Systematic Review. *Nutrients*. 2020;12(7).
- 547 48. Brugaletta C, Le Roch K, Saxton J, Bizouerne C, McGrath M, Kerac M. Breastfeeding assessment
548 tools for at-risk and malnourished infants aged under 6 months old: a systematic review. *F1000Res*.
549 2020;9:1310.
- 550 49. Ashworth A, Shrimpton R, Jamil K. Growth monitoring and promotion: review of evidence of
551 impact. *Matern Child Nutr*. 2008(4):86-117.
- 552 50. Ahmad UN, Yiwombe M, Chisepo P, Cole TJ, Heikens GT, Kerac M. Interpretation of World
553 Health Organization growth charts for assessing infant malnutrition: a randomised controlled trial. *J*
554 *Paediatr Child Health*. 2014;50(1):32-9.
- 555 51. Pannapat Amy Chanyarungrojn NL, Amelia Crampin, Lawrence Nkhwazi, Steffen Geis, Moffat
556 Nyirenda, Marko Kerac. Tools for assessing child and adolescent stunting: Lookup tables, growth charts
557 and a novel appropriate-technology "MEIRU" wallchart - a diagnostic accuracy study. 2023.
- 558 52. Hoehn C, Lelijveld N, Mwangome M, Berkley JA, McGrath M, Kerac M. Anthropometric Criteria
559 for Identifying Infants Under 6 Months of Age at Risk of Morbidity and Mortality: A Systematic Review.
560 *Clinical Medicine Insights: Pediatrics*. 2021;15:11795565211049904.
- 561 53. Ritu Rana HB, Marie McGrath, Marko Kerac, Mark Myatte. Mid-Upper Arm Circumference
562 Tapes and Measurement Discrepancies: Time to Standardize Product specifications and Reporting.
563 *Global Health: Science and Practice*. 2021;9.

- 564 54. Tol WA, Greene MC, Lasater ME, Le Roch K, Bizouerne C, Purgato M, et al. Impact of maternal
565 mental health interventions on child-related outcomes in low- and middle-income countries: a
566 systematic review and meta-analysis. *Epidemiol Psychiatr Sci.* 2020;29:e174.
- 567 55. Kok MC, Ormel H, Broerse JEW, Kane S, Namakhoma I, Otiso L, et al. Optimising the benefits of
568 community health workers' unique position between communities and the health sector: A
569 comparative analysis of factors shaping relationships in four countries. *Glob Public Health.*
570 2017;12(11):1404-32.
- 571 56. Daka DW, Wordofa MA, Berhanu D, Persson LA, Woldie M. Quality of sick child management
572 by health extension workers: role of a complex improvement intervention. *BMC Health Serv Res.*
573 2023;23(1):165.
- 574 57. Kerac M, Frison S, Connell N, Page B, McGrath M. Informing the management of acute
575 malnutrition in infants aged under 6 months (MAMI): risk factor analysis using nationally-
576 representative demographic & health survey secondary data. *PeerJ.* 2019;6:e5848.
- 577 58. van Immerzeel TD, Diagne M, Deme/Ly I, Murungi AE, Diouf S, Kerac M, et al. Implementing a
578 Care Pathway for small and nutritionally at-risk infants under six months of age: A multi-country
579 stakeholder consultation. *Matern Child Nutr.* 2022;19(1):e13455.
- 580 59. Brar S, Akseer N, Sall M, Conway K, Diouf I, Everett K, et al. Drivers of stunting reduction in
581 Senegal: a country case study. *Am J Clin Nutr.* 2020;112(Suppl 2):860S-74S.

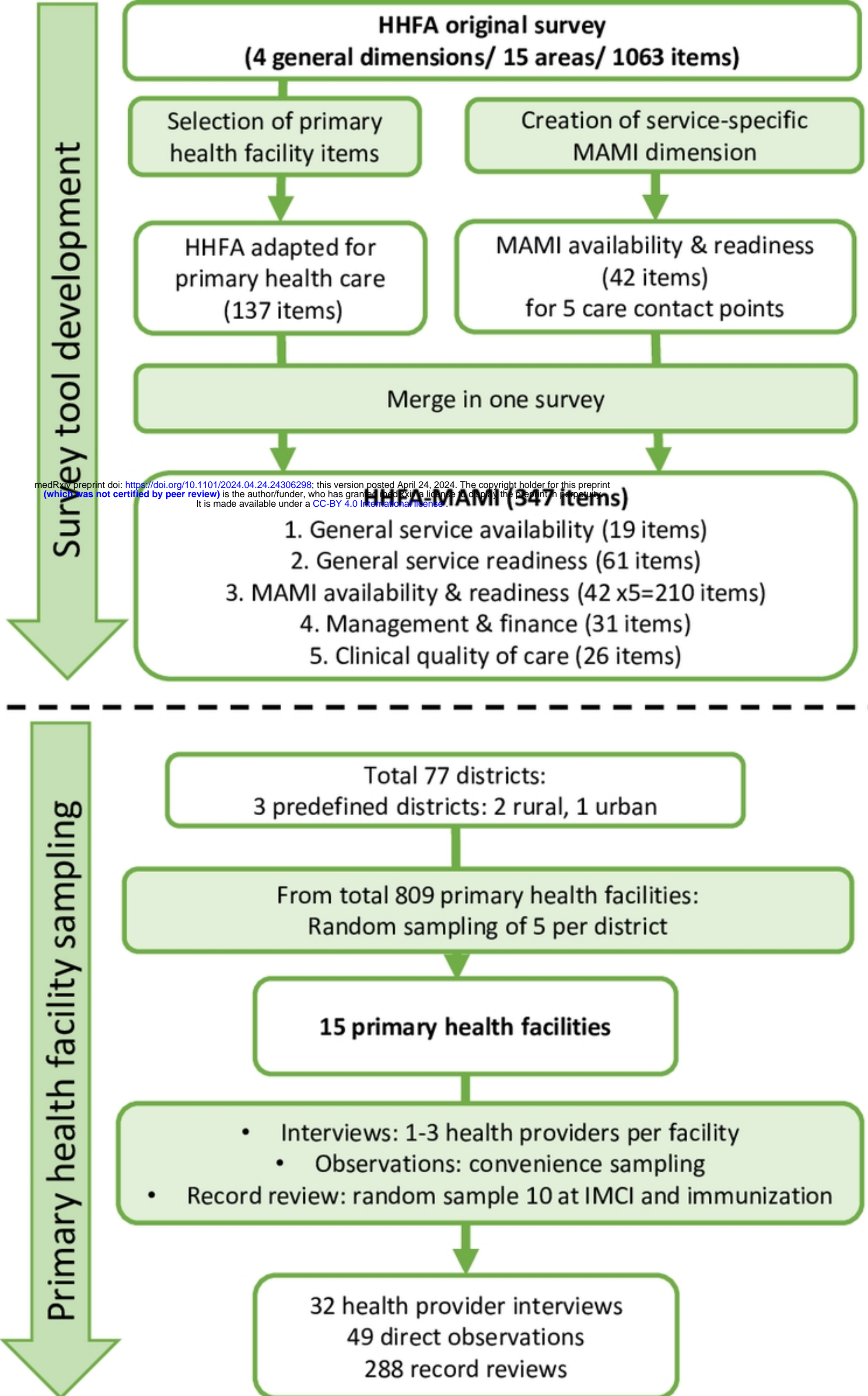
582

583 [Supporting information captions](#)

584 *S1 Appendix. HHFA-MAMI tool complete list of items (English and French)*

585

586



medRxiv preprint doi: <https://doi.org/10.1101/2024.04.24.24306298>; this version posted April 24, 2024. The copyright holder for this preprint (which was not certified by peer review) is the author/funder, who has granted medRxiv a license to display the preprint in perpetuity. It is made available under a [CC-BY 4.0 International license](https://creativecommons.org/licenses/by/4.0/).

Figure 1

Service utilisation and MAMI availability & readiness at five care contact points for infants u6m in Senegal (n=15 primary health facilities)

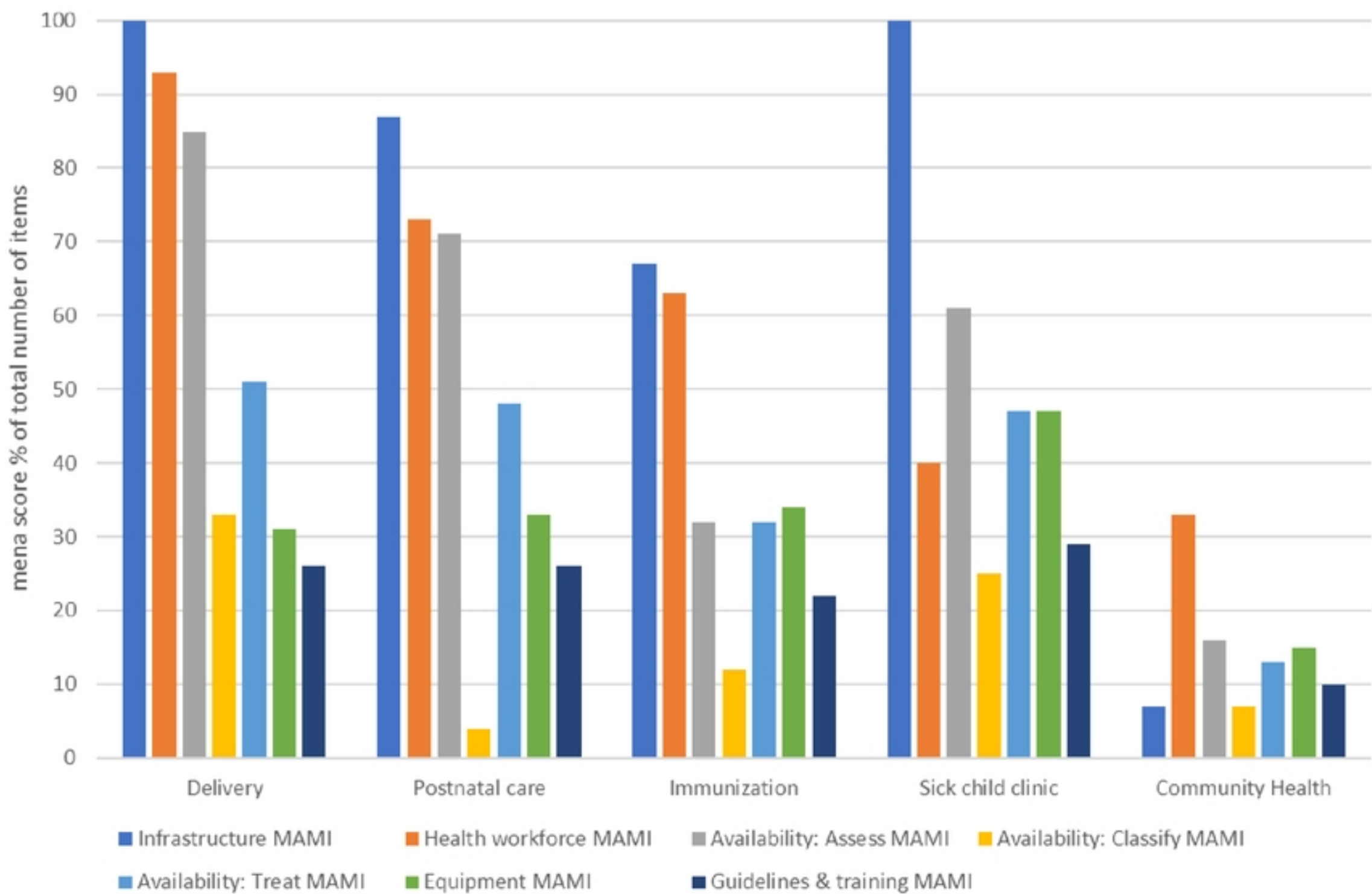
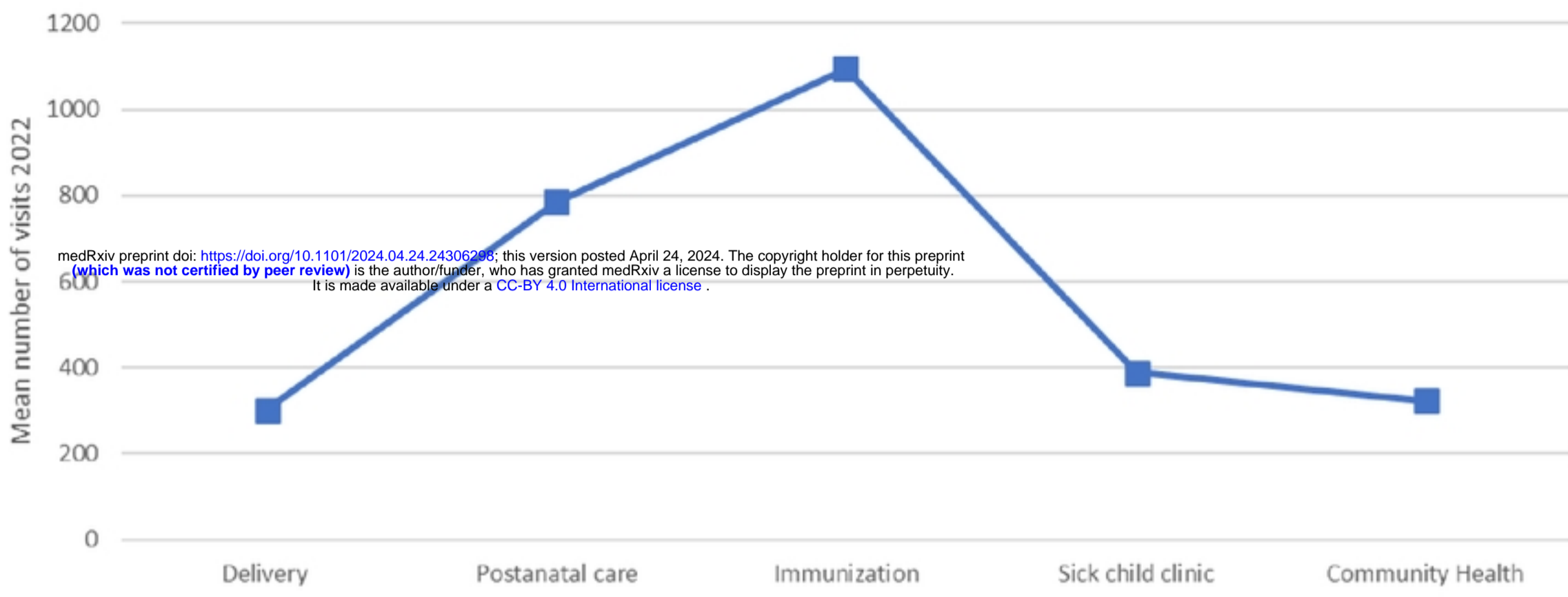


Figure 2

Sub-areas	Summary of items	Delivery %	Postnatal care %	Immunization %	Sick child clinic %	Community health %	Total %
Infrastructure	open minimum 5 days/ week	100	87	67	100	7	
MAMI	Total %	100	87	67	100	7	72
Health workforce	state nurse or midwife present	100	100	47	53	0	60
MAMI	mimum 3 service providers	87	47	80	27	67	61
	Total %	93	73	63	40	33	61
Availability:	take weight	100	100	100	100	67	93
Assess MAMI	check danger signs	67	33	27	60	7	39
	ask for feeding difficulties	60	67	13	27	20	37
	observe breastfeeding	100	87	47	93	20	69
	take MUAC	93	53	13	7	13	36
	take length	100	67	53	100	7	65
	conduct infant physical exam	73	67	0	80	0	44
	check maternal mental health	87	73	20	53	7	48
	check maternal nutritional status	87	93	13	27	7	45
	Total %	85	71	32	61	16	53
Availability:	detect underweight	7	0	40	13	13	15
Classify MAMI	detect LBW	100	7	0	27	0	27
	detect prematurity/ SGA	60	0	0	0	0	12
	detect wasting	0	7	20	80	13	24
	detect stunting	0	7	0	7	7	4
	Total %	33	4	12	25	7	16
Availability:	explain growth charts	0	0	27	20	13	12
Treat MAMI	breastfeeding counselling	100	100	80	93	20	79
	refer for complications	60	100	93	100	67	84
	close follow-up	67	20	20	0	0	21
	medical treatment	93	87	27	100	0	61
	prescribe formula	67	67	7	60	0	40
	mother psychosocial support	20	7	0	0	0	5
	community health follow-up	0	7	0	0	0	1
	Total %	51	48	32	47	13	38
Equipment MAMI	infant scale	87	93	100	100	67	89
	digital inf scale	33	33	27	33	0	25
	adult scale	13	7	7	13	0	8
	length board	13	7	53	100	7	36
	MUAC tape	87	100	53	100	47	77
	any growth charts	0	0	13	7	0	4
	Z-score tables	13	20	20	20	0	15
	milk supplement	0	0	0	0	0	0
	Total %	31	33	34	47	15	32
Guidelines & training MAMI	IMCI guidelines seen	7	7	0	53	0	13
	Breastfeeding guidelines/ visual aids seen	93	93	20	13	20	48
	Malnutrition guidelines/ job aids seen	13	20	33	33	20	24
	LBW/ infant referral guidelines seen	0	0	0	7	0	1
	staff trained in IMCI past <3y	0	0	20	20	0	8
	staff trained in immunization past <3y	73	67	67	47	13	53
	staff trained in malnutrition past <3y	20	20	33	60	27	32
	staff trained maternal mental health	0	0	0	0	0	0
	Total %	26	26	22	29	10	23

medRxiv preprint doi: <https://doi.org/10.1101/2024.04.24.24306298>; this version posted April 24, 2024. The copyright holder for this preprint (which was not certified by peer review) is the author/funder, who has granted medRxiv a license to display the preprint in perpetuity. It is made available under a [CC-BY 4.0 International license](https://creativecommons.org/licenses/by/4.0/).

heatmap color key 0-20% 21-40% 41-60% 61-80% 81-100%

Figure 3