



29 **Corresponding author:** Ahmad Sofi-Mahmudi; **Address:** MDCL-2109, 1280 Main Street West,  
30 Hamilton, ON L8S 4K1, Canada; **Telephone:** +1 (905) 525-9140 ext. 22743; **Email:**  
31 [sofima@mcmaster.ca](mailto:sofima@mcmaster.ca); [a.sofimahmudi@gmail.com](mailto:a.sofimahmudi@gmail.com).

32

33 **Conflict of interest disclosure:** The authors have no conflicts of interest to disclose.

34

35 **Funding disclosure:** This study did not receive any funding.

36

37 **Acknowledgments:** The computational analyses were performed on servers provided by UEF  
38 Bioinformatics Center, University of Eastern Finland, Finland. Uribe was supported by the European  
39 Union's Horizon 2020 grant 857287 for the Baltic Biomaterials Centre of Excellence, Headquarters at  
40 Riga Technical University, Riga, Latvia.

## 41 **Abstract**

42 **Background:** Transparency in health research is crucial as it allows for the scrutiny and replication of  
43 findings, fosters confidence in scientific outcomes, and ultimately contributes to the advancement of  
44 knowledge and the betterment of society.

45 **Aim:** We aimed to assess five transparency practices in scientific publications (data availability, code  
46 availability, protocol registration, conflicts of interest (COI) and funding disclosures) from open-access  
47 articles published in medical journals.

48 **Methods:** We searched and exported all open-access articles from Science Citation Index Expanded  
49 (SCIE)-indexed journals through the Europe PubMed Central database published until March 16, 2024.  
50 Basic journal- and article-related information was retrieved from the database. We then assessed five  
51 transparency practices in the articles using the *rtransparent* package in R.

52 **Results:** The analysis included 2,002,955 open-access articles from SCIE-indexed medical journals  
53 (open-access percentage=59.0%). Of these, 87.5% (95% CI: 87.4%-87.5%) disclosed COI and 80.1%  
54 (95% CI: 80.0%-80.1%) disclosed funding. Protocol registration was declared in 6.6% (95% CI: 6.6%-  
55 6.6%), data sharing in 7.6% (95% CI: 7.6%-7.6%), and code sharing in 1.4% (95% CI: 1.4%-1.4%) of  
56 the articles. More than 76.0% declared at least two transparency practices, while all five practices were  
57 declared in less than 0.02%. The data showed an increasing trend in all transparency practices since the  
58 late 2000s. Articles published in journals with higher impact factors and articles receiving more  
59 citations had increased odds of COI and funding disclosures, as well as data and code sharing. There  
60 were notable differences in transparency practices across the disciplines.

61 **Conclusion:** While most articles had COI and funding disclosures, adherence to other transparency  
62 practices was grossly insufficient. To increase protocol registration, data, and code sharing, much  
63 stronger incentives and mandates are needed from all stakeholders.

64 **Keywords:** Conflict of Interest; Code Sharing, Data Sharing; Funding Disclosure, Information  
65 Dissemination, Meta-research, Open Science, Protocol Registration.

## 66 **Background**

67 Recent recognition of health research transparency, essential for accountability, has resulted in  
68 stringent disclosure requirements by academic, medical institutions, and voluntary industry and  
69 publisher policies (1,2). Although global regulatory bodies, funding agencies, and ethics boards  
70 supervise medical research, transparency and disclosure practices are still inconsistent and incomplete  
71 (3,4). Research conducted by industry, academia, or their collaboration equally has deficiencies in  
72 transparency (2,5). Despite publishers' policies, ethical mandates, and mission statements (6), academic  
73 medical centers show poor performance and significant variation in disseminating clinical trial results  
74 following transparency practices (7). Transparency in research is pivotal for accountability and trust in  
75 results and upholds the ethical responsibilities of researchers, editors, publishers, and funders (8–12).  
76 Inefficient use of primarily public or non-profit research funding significantly disadvantages patients  
77 and society. Therefore, it is crucial to continuously improve, investigate and monitor research  
78 transparency. Key indicators of research transparency include data sharing, code sharing, disclosures of  
79 conflicts of interest, funding acknowledgments, and protocol registration (13). Data sharing is more  
80 common in non-COVID-19 articles (12%) than in COVID-19 studies (4%) (14). A systematic review  
81 of 105 meta-research studies, analyzing 2,121,580 articles across 31 specialties, uncovered substantial  
82 transparency challenges (15). Issues include low declared (8%) and actual (2%) public data availability,  
83 minimal public code sharing (<0.5%), and inconsistent journal data-sharing policy adherence. This  
84 review also noted discrepancies between declared and actual data sharing practices and challenges in  
85 privately obtaining data and code from authors (15). These findings highlight the pressing need to  
86 enhance transparency, particularly during public health crises.

87 Our meta-research study assessed research transparency regarding data and code sharing, conflict of  
88 interest (COI) and funding disclosure, and protocol registration across all medical specialties. Through  
89 programmatic and comprehensive analysis, we aimed to identify patterns and areas most needing  
90 improvement.

91

## 92 **Methods**

93 The protocol of this descriptive study was published on the Open Science Framework (OSF) website  
94 (<https://doi.org/10.17605/OSF.IO/J57BG>). All the code and data associated with the study were shared  
95 through both its OSF repository (<https://osf.io/zbc6p/>) and GitHub ([https://github.com/choxos/medical-](https://github.com/choxos/medical-transparency)  
96 [transparency](https://github.com/choxos/medical-transparency)). To ensure transparency and facilitate the reproducibility of our analyses, a PDF  
97 document containing the codes and corresponding outputs is provided in Appendix 1.

## 98 **Data sources and study selection**

99 Initially, we searched records within journals listed in the 59 disciplines of the “Clinical Medicine”  
100 section in the Science Citation Index Expanded (SCIE) version 2020. This search was performed using  
101 the Europe PubMed Central (EPMC) database until February 28, 2022. We updated the search on  
102 March 16, 2024. The EPMC database encompasses all records found in PubMed and PubMed Central  
103 records and allows automated retrieval of full-texts of EPMC open-access records. Remarkably, what is  
104 being called here “EPMC open-access articles” do not include all “open-access” labeled articles (e.g.,  
105 by the journals/publishers), because some of those articles are still subject to traditional copyright  
106 restrictions. Thus, their full texts cannot be accessed via EPMC.

107 Using the *metareadr* package (16), we retrieved the full texts of all identified open-access records in  
108 XML format from the EPMC database. Concurrently, we extracted descriptive details for each journal  
109 and article, including publisher, publication year, and citations linked to the article and journal, directly  
110 from the EPMC database. We only included research articles (`PUB_TYPE:"research-article"`)  
111 and reviews (`PUB_TYPE:"review-article" OR PUB_TYPE:"systematic-review"`) for  
112 our final analyses.

113 To identify trials, we created a database of trials by searching for articles that had  
114 (`PUB_TYPE:"Randomized Controlled Trial" OR PUB_TYPE:"Clinical Trial"`  
115 `OR PUB_TYPE:"Clinical Trial, Phase III" OR PUB_TYPE:"Clinical Trial,`  
116 `Phase IV"`) tags as their article type using the *europemc* package. Articles in our data set that  
117 appeared in the trials database were tagged as trials. Similarly, articles tagged as  
118 (`PUB_TYPE:"review-article" OR PUB_TYPE:"systematic-review"`) were detected  
119 as reviews.

120 We used the Scimago Journal & Country Rank 2022 (SJR, <https://www.scimagojr.com>) to extract the  
121 publisher of the journals.

## 122 **Data extraction and synthesis**

123 We used the *rtransparent* package (17), a validated and automated programmatic tool (13), to identify  
124 five transparent practices from the full texts we were able to download from EPMC:

- 125 1. *Data sharing*: The accessibility of data or metadata obtained during a research study, typically  
126 through public repositories or inclusion as supplementary materials accompanying the  
127 published work.

- 128 2. *Code sharing*: The disclosure of computer code or scripts employed for data analysis in  
129 research facilitates the replication of results and enables the broader utilization of the study's  
130 methodologies.
- 131 3. *Conflict of interest (COI) disclosures*: The public acknowledgment of potential conflicts of  
132 interest that could impact the research, commonly presented within a designated publication  
133 section.
- 134 4. *Funding disclosures*: The disclosure of the sources of financial support for the research,  
135 promoting transparency regarding the possible influence of funding organizations.
- 136 5. *Protocol registration*: The public disclosure of research protocols before conducting a study  
137 designed to reduce bias and increase transparency in the research process.

138 The package uses a standardized vocabulary to identify transparency indicators in EPMC XML files. It  
139 detects keywords related to COI disclosure, such as “conflicts of interest,” “competing interests,” or  
140 “nothing to disclose,” in article section titles or bodies. The tool recognizes all mentions of COI and  
141 funding disclosures and treats “nothing to disclose” statements as an indication of transparency, similar  
142 to actual conflict disclosures.

143 To assess data and code sharing, the *rtransparent* tool detects mentions that indicate that they are  
144 shared either as supplemental content, in general repositories (e.g., figshare, OSF, GitHub), or in field-  
145 specific repositories (e.g., dbSNP, ProteomeXchange, GenomeRNAi). Items that state “data available  
146 upon request” are not considered data sharing due to the unlikelihood of data acquisition (18). The  
147 *rtransparent* tool demonstrates robust validation, with high sensitivity and specificity for detecting  
148 transparency indicators: conflict of interest disclosure (sensitivity 99.2%, specificity 99.5%), funding

149 disclosure (sensitivity 99.7%, specificity 98.1%), protocol registration (sensitivity 95.5%, specificity  
150 99.7%), data sharing (sensitivity 75.8%, specificity 98.6%), and code sharing (sensitivity 58.7%,  
151 specificity 99.7%) (13).

## 152 **Data analysis**

153 First, we computed the percentage of articles with full-texts available via EPMC (EPMC open-access  
154 records) out of the total number of articles within the database. Alongside providing descriptive  
155 statistics for the obtained sample, we reported transparency practices categorized by publication type.  
156 We also determined and reported the number of transparency practices that articles with available full-  
157 text declared within each publication type, ranging from 0 to 5 practices. Furthermore, we charted  
158 differences in transparency practices between 59 distinct clinical medicine disciplines over time. The  
159 sensitivity and specificity of the *rtransparent* tool (17) were used to generate 95% confidence intervals  
160 (CIs) for the estimates of the transparency practices. We used visual presentation and Pearson's  
161 product-moment correlation to analyze the yearly trend in transparency practices. We used logistic  
162 regression adjusted by year of publication to test the relationship between transparency indicators and  
163 journal impact factor or received citations. We also used a random intercept generalized linear model to  
164 investigate the trends of transparency practices among different medical disciplines.

165



## 166 **Results**

### 167 **General characteristics**

168 As of March 16, 2024, EPMC contained 3,397,155 articles from the SCIE-indexed medical journals in  
169 total. Of these, 2,002,955 (59.0%) records had full text available for download. Of the articles, 40,307  
170 (2.0%) were published before 2000, 812,146 (40.5%) in the 2010s, and 1,065,770 (53.2%) after 2020.  
171 The articles came from 3,458 journals, led by the International Journal of Environmental Research and  
172 Public Health (n=59,448, 3.0%), Frontiers in Immunology (n=32,224, 1.6%), and Medicine (Baltimore)  
173 (n=28,605, 1.4%). Among 450 publishers, Nature Publishing Group (465,741, 23.3%),  
174 Multidisciplinary Digital Publishing Institute (MDPI) (250,360, 12.5%), and Frontiers Media (167,114,  
175 8.3%) had the highest number of papers. There were 261,803 (13.1%) reviews and 91,014 (4.5%) trials.

### 176 **Discipline-specific characteristics**

177 On average, 89.2% (SD=8.60%) of the journals had at least one downloadable full-text in EPMC.  
178 Oncology (8.9%, n=219,797), Medicine, General & Internal (8.1%, n=199,331), and Medicine,  
179 Research & Experimental (7.2%, n=176,858) had the highest number of papers whereas Medicine,  
180 Legal (0.1%, n=1,231), Audiology & Speech-language Pathology (0.1%, n=1,571), and Medical Ethics  
181 (0.1%, n=2,959) had the lowest. For full-text availability in EPMC, Integrative & Complementary  
182 Medicine (88.8%, n=21,468), Tropical Medicine (84.6%, n=32,342), and Medicine, Research &  
183 Experimental (75.8%, n=176,858) led, while Substance Abuse (16.2%, n=3,623), Audiology &  
184 Speech-language Pathology (16.5%, n=1,571), and Peripheral Vascular Disease (24.8%, n=10,289) had  
185 the lowest availability (Appendix 2).

186 Medicine, Research & Experimental (13.7%, n=12,424), Medicine, General & Internal (12.5%,  
187 n=11,344), and Oncology (10.1%, n=9,214) had the highest number of trials. The highest number of  
188 reviews belonged to Oncology (12.1%, n=31,676), Medicine, General & Internal (11.1%, n=28,982),  
189 and Pharmacology & Pharmacy (10.1%, 26,493).

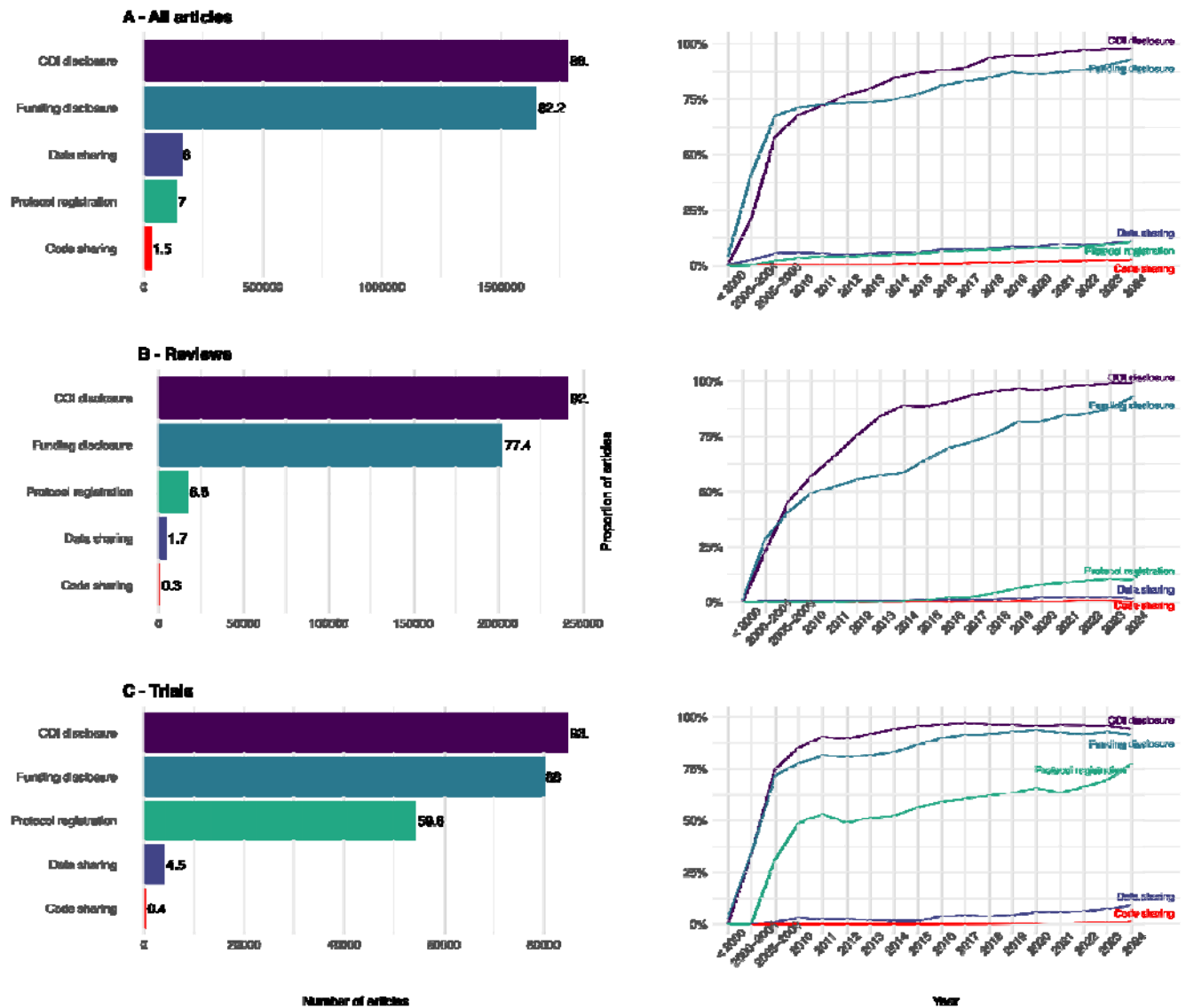
## 190 **Transparency practices overall**

191 Of the analyzed full-text articles, 88.8% (95% CI: 88.8%-88.9%) disclosed a COI. Funding disclosures  
192 were present in 82.2% (82.1%-82.2%) of articles. Pre-publication registration was mentioned in 7.0%  
193 (6.9%-7.0%) and data sharing in 8.0% (8.0%-8.0%) of articles. Code sharing was reported in 1.5%  
194 (1.5%-1.5%) (Figure 1A - left). More than 78.3% mentioned at least two transparency indicators, while  
195 0.02% complied with all five.

196 The left-hand side of Figures 1B and 1C show the adherence to transparency practices in reviews and  
197 trials. Reviews (92.2%, 92.1%-92.3%) and trials (93.1%, 92.9%-93.2%) had higher COI disclosure  
198 than all articles. Trials (88.0%, 87.8%-88.2%) mentioned funding disclosure more often than all articles  
199 but reviews less often (77.4%, 77.2%-77.5%). Protocol registration was mentioned in 59.6% (59.3%-  
200 60.0%) of the trials whereas reviews (6.5%, 6.5%-6.6%) mentioned preregistration less often compared  
201 to all articles. Data and code sharing were less often reported in reviews and trials than in all articles.

202 A visual analysis of the data since the end of the 2000s shows a steady increase in the proportion of  
203 articles reporting transparency practices (Figure 1, right). Pearson's product-moment correlation  
204 between publication year and transparency practices was highest for funding disclosure (0.716) and  
205 lowest for code sharing (0.521). All the *P*-values were <0.001 (Appendix 1).

206



207

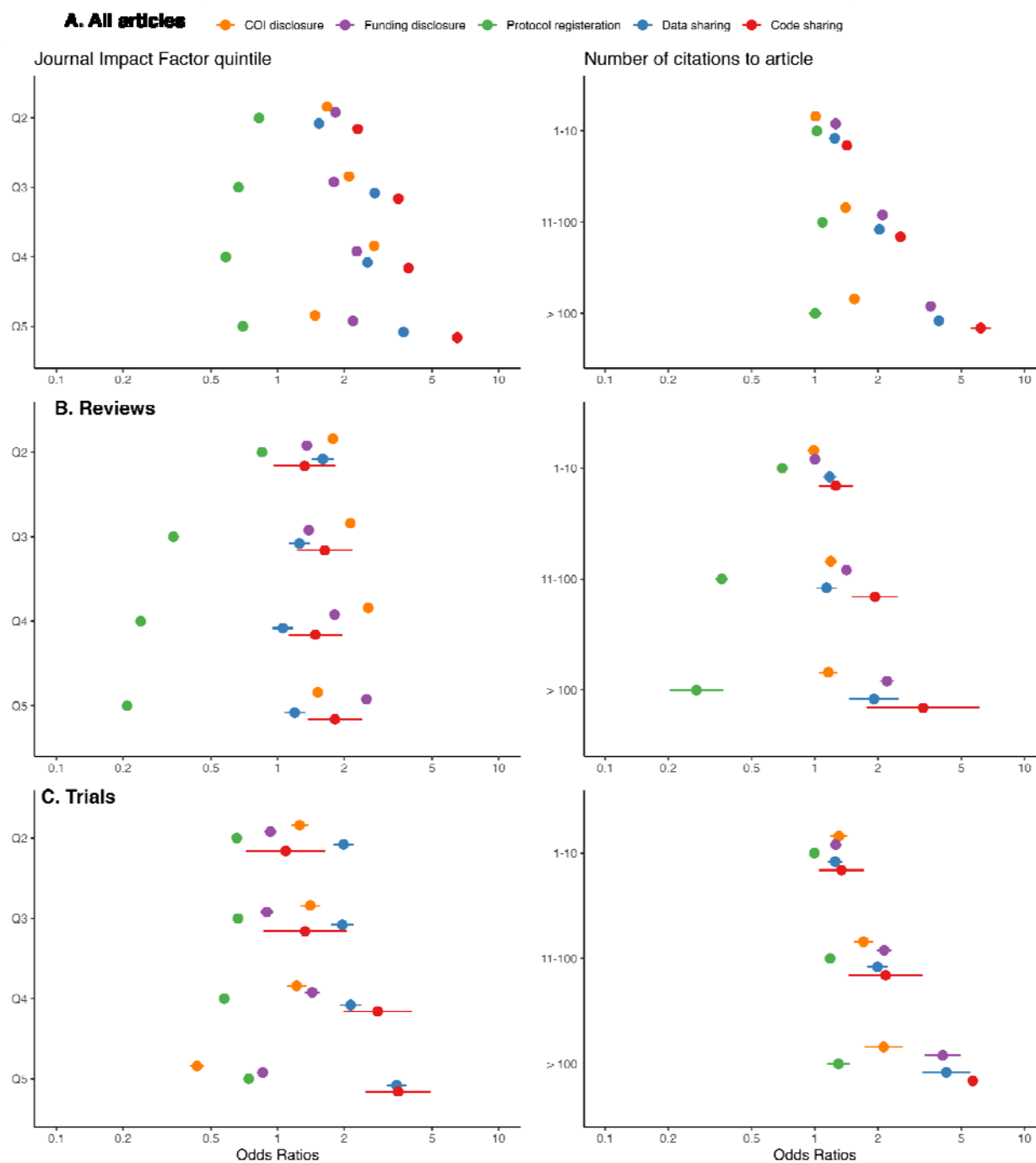
208 **Figure 1.** The proportion of 2,002,955 analyzed articles with transparency practices in total (A) and  
 209 over time (B).

210

211 Articles published in journals with higher impact factors and articles receiving more citations had  
 212 increased odds of funding disclosures, as well as data and code sharing (Figure 2A). The relationships  
 213 of the journal impact factor and received citations with the odds of protocol registration were negative

214 in all articles, and strongly negative in reviews. The relationships of the journal impact factor and  
215 received citations were more mixed.

216



217

218 **Figure 2.** Transparency practices in research articles by Journal Impact Factor quintiles (A, lowest  
219 quintile, Q1 as the reference), and number of citations to article (B, zero citation as the reference).  
220 Odds ratios were adjusted for the year of article publication.

221

## 222 **Transparency practices by medical disciplines**

### 223 *Conflict of Interest Disclosure*

224 The highest rates of COI disclosures were found in Rheumatology (98.1%), Primary Health Care  
225 (97.4%) and Emergency Medicine (96.8%). On the lower end, Medicine, Legal showed 61.6%,  
226 Toxicology 67.5%, and Neuroimaging 71.5% rate of COI disclosures (Appendix 3). The 2010s marked  
227 a period of increasing COI disclosures across most medical disciplines (Appendix 4).

### 228 *Funding Disclosure*

229 The highest rates of funding disclosure were found in Neuroimaging (94.9%), Materials Science,  
230 Biomaterials (94.0%), and Audiology & Speech-language Pathology (93.3%). In contrast, Medical  
231 Laboratory Technology reports 60.3%, Andrology 64.7%, and Critical Care Medicine 64.8%  
232 (Appendix 3). Funding disclosures, akin to COI disclosures, have shown an overall increase during the  
233 2010s across various disciplines (Appendix 4).

### 234 *Protocol Registration*

235 Anesthesiology (34.5%) had the highest proportion of articles declaring protocol registration, followed  
236 by Rehabilitation (17.2%) and Critical Care Medicine (15.2%). Materials Science, Biomaterials (0.3%),  
237 Genetics & Heredity (0.9%), and Virology (1.2%) showed the lowest proportions (Appendix 3).

238 Anesthesiology, for example, has seen a steady increase, reaching up to 40%, contrasting with  
239 consistently low rates in disciplines like Immunology and Toxicology (Appendix 4).

#### 240 *Data Sharing*

241 Data sharing was mentioned most frequently in Genetics & Heredity (37.9%), Neuroimaging (24.7%),  
242 and Virology (23.5%), while Surgery, Primary Health Care, and Orthopedics (all 1.6%) showed the  
243 lowest rates (Appendix 3). Although there has been an increase in data sharing in certain disciplines,  
244 such as Neuroimaging (approximately 80% in 2022), these trends are lower compared to COI and  
245 funding disclosures (Appendix 4).

#### 246 *Code Sharing*

247 In code sharing, Neuroimaging (12.4%), Genetics & Heredity (7.6%), and Medical Informatics (6.3%)  
248 had the highest rates of code sharing, in contrast to negligible rates in Orthopedics, Nursing, and  
249 Integrative & Complementary Medicine (Appendix 3). Code sharing remains relatively low compared  
250 to the higher prevalence of COI and funding disclosures, though an increasing trend is observed in  
251 specific medical disciplines (Appendix 4).

252 The random intercept generalized linear mixed-effects logistic models examining transparency  
253 indicators over time among different disciplines showed the highest random effects variance for code  
254 sharing (1.347) and the lowest for funding disclosure (0.345). Full details are available in Appendix 1  
255 and 5.

256

## 257 **Discussion**

258 Our analyses of over two million full-text articles published in SCIE-indexed medical journals revealed  
259 high compliance with COI and funding disclosure in medical research since the early 2010s. However,  
260 data sharing, protocol registration, and code sharing remained relatively rare. A recent study highlights  
261 the critical role of best practices, such as pre-registration, in research (19). It demonstrates that  
262 adherence to these practices correlates with an 86% success rate in replication studies, significantly  
263 higher than the 50% success rate observed in some earlier replication efforts. Given the observed low  
264 rates of protocol registration, code sharing, and data sharing in our analysis, it is plausible that current  
265 research in these disciplines may face challenges in replicability, potentially falling short of the higher  
266 success rates associated with rigorous adherence to best practices.

267 To our knowledge, differences in transparency practices across a wide range of medical disciplines  
268 have not been studied before in this level of detail. Instead of focusing on a single transparency  
269 practice, such as data sharing, within one field of medicine or, e.g., its few highest-impact journals, the  
270 applied programmatic approach allowed us to estimate five transparency practices across a high  
271 number of studies across the range of medical disciplines (15). Previous research on data and code  
272 sharing has often taken a more generalized approach, focusing on overarching trends within the  
273 biomedical literature or narrowing their scope to specific disciplines or even individual journals (15). In  
274 contrast, our study delved into a detailed analysis, revealing substantial disparities, particularly in  
275 protocol registration and data or code sharing. These discrepancies likely mirror variations in research  
276 methodologies, reporting standards, publishing norms, peer review processes, and editorial practices  
277 prevalent across different medical domains. Conversely, our study indicates that COI and funding  
278 disclosures have been relatively prevalent since the mid-2000s. This suggests that achieving a high

279 level of adherence to transparency practices could be attainable with concerted and universally applied  
280 efforts that have been behind promoting COI and funding disclosures (20). For instance, journals could  
281 adhere to Transparency and Openness Promotion Guidelines and guide authors accordingly (21).  
282 Recently, it was shown that it is possible to increase data and code sharing with such efforts, and thus  
283 subsequently increase the reproducibility of research substantially (22). Indeed, we believe that  
284 protocol registration, data and code sharing would become much more common if they were required  
285 for publication, similar to current requirements for COI and funding disclosures.

286 Even though we were able to use a large sample of articles and validated methods to estimate the  
287 prevalence of five transparency practices, our study also has some limitations. The analyzed articles  
288 represent, to some extent, a biased subset of all medical literature, even though earlier research has  
289 shown that there are no clear differences in these five transparency practices between articles with and  
290 without available full text in the EPMC (23). The applied methodology has not been validated for the  
291 whole time, the original validation covered the years 2015-2019 (13). We cannot be sure that it is  
292 equally valid/accurate within each of the 59 medical disciplines, because there may be some  
293 systematically different ways of registering protocols and sharing data or code, e.g. via some smaller  
294 and thus (uncoded) repositories/platforms. Furthermore, we did not manually evaluate the validity or  
295 accuracy of the disclosures, protocols, or data/code availability statements, but other studies have found  
296 similar results: these are frequently suboptimal (24,25). That is one reason why we are conducting  
297 further research to investigate findability, accessibility, interoperability, and reusability datasets from  
298 the articles reporting sharing data (26). In a similar study on COVID-19 research data availability, we  
299 found that among 8,015 articles detected by the *rtransparent* tool as having shared their data in a  
300 general repository, 5,700 (71.1%) actually had available data (27). It is also important to note that the  
301 articles in our sample included a wide range of research, some of which may not have necessitated



302 using any data or code. Consequently, we acknowledge that achieving a 100% rate in data and code  
303 sharing would not be a realistic expectation. For instance, disciplines such as “Medical Ethics” or  
304 “Medicine, Legal” may predominantly comprise qualitative research papers, which may not inherently  
305 involve creating or utilizing datasets or codes. Instead, in disciplines like “Genetics & Heredity” data-  
306 intensive research is likely more common. Additionally, the issue of protocol registration introduces  
307 some complexity because there is no consensus regarding the necessity of pre-registration for certain  
308 study types, such as explorative (as opposed to hypothesis-testing) or qualitative research. These  
309 discrepancies likely drive the observed variations across the 59 distinct medical disciplines.  
310 Consequently, it is essential to interpret the results with caution and make comparisons with an  
311 understanding of these inherent variations across the diverse spectrum of medical research.

312 Compared to all articles with available full-text in the EPMC database (13), the analyzed subsample of  
313 articles from SCIE-indexed medical journals showed higher prevalence of COI and funding disclosures  
314 and protocol registration, but equal prevalence data and code-sharing. It seems these disparities  
315 primarily stem from historical trends. Specifically, the SCIE-indexed articles exhibited higher levels of  
316 transparency practices in earlier years. Interestingly, in 2020, the sample comprising all articles with  
317 available full-text in the EPMC database demonstrated greater data and code sharing, but lower  
318 adherence to protocol registration, COI disclosures, and funding disclosures when compared to our  
319 findings of the SCIE-indexed articles in 2024 (in parenthesis): 15% (11%) for data sharing, 3% (2.5%)  
320 for code sharing, 90% (97%) for COI disclosures, 85% (92%) for funding disclosures, and 5% (10%)  
321 for protocol registration. Menke et al. have also investigated the presence of protocols and data and  
322 code sharing in all articles with full-text in the EPMC database with another automated tool (28). They  
323 found a similar constant trend in code sharing that we did. However, they found a more pronounced  
324 increase in and higher overall adherence to protocol registration (19% vs. 9%) and data sharing (17%

325 vs. 9%) in 2020 than our findings indicate, potentially attributable to differences in these automated  
326 methods.

327 In conclusion, our study reveals that key transparency practices such as data sharing, protocol  
328 registration, and especially code sharing continue to be notably scarce in medical research. While  
329 adherence to COI and funding disclosures is commendable, the limited adoption of these other crucial  
330 transparency practices across diverse medical disciplines remains a significant concern. The recent  
331 findings highlighting a high replication success rate with rigorous transparency, underscore the vital  
332 need for the universal adoption of such practices (19,22). We urge researchers, journal editors, and  
333 policymakers to advance these practices by advocating for the standardization of protocol registration  
334 and open data/code sharing across all medical disciplines. Such a collective commitment is essential to  
335 enhance the integrity, reliability, and impact of medical research, ultimately benefiting the global health  
336 community.

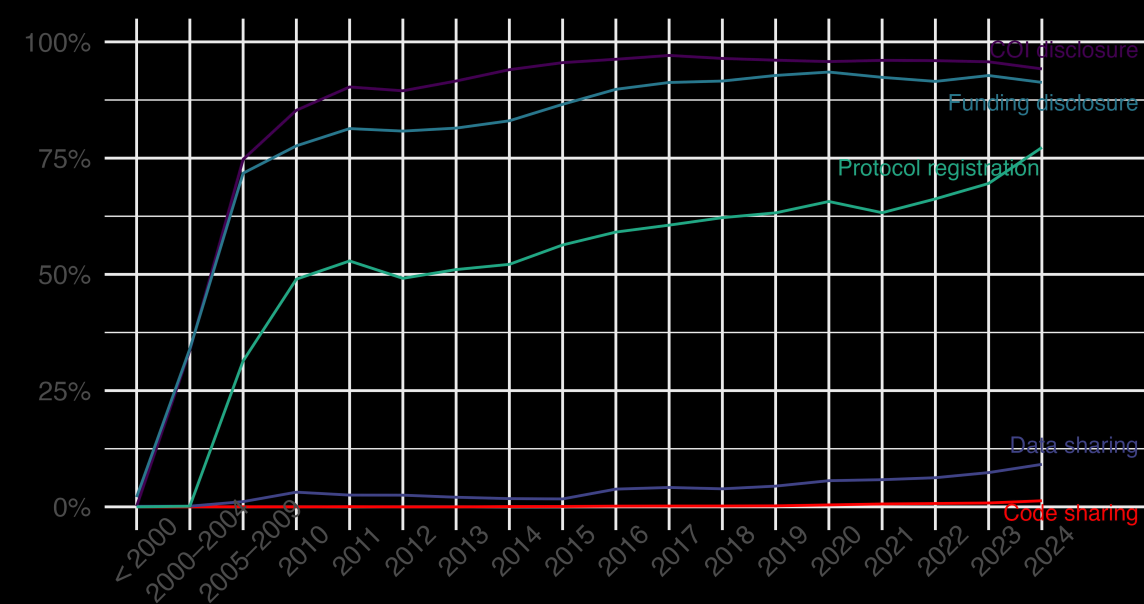
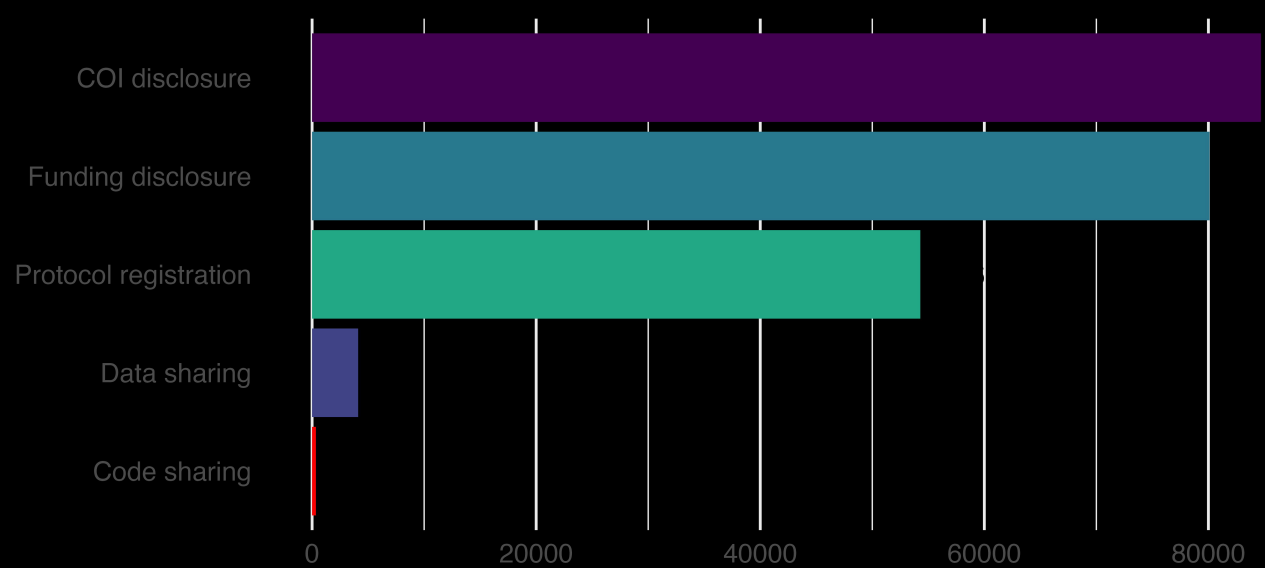
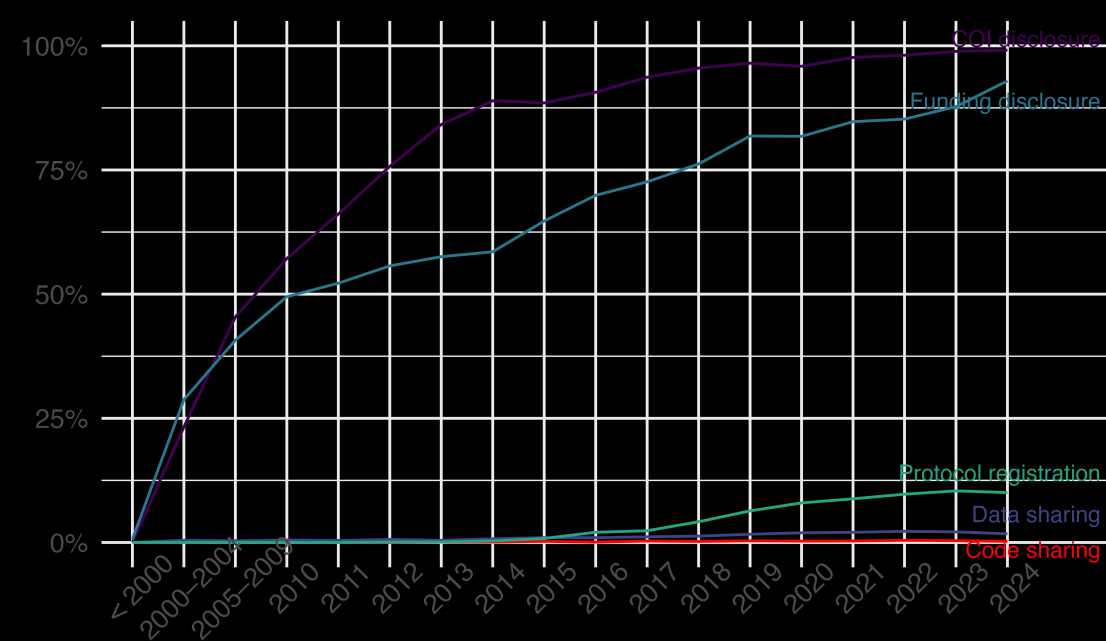
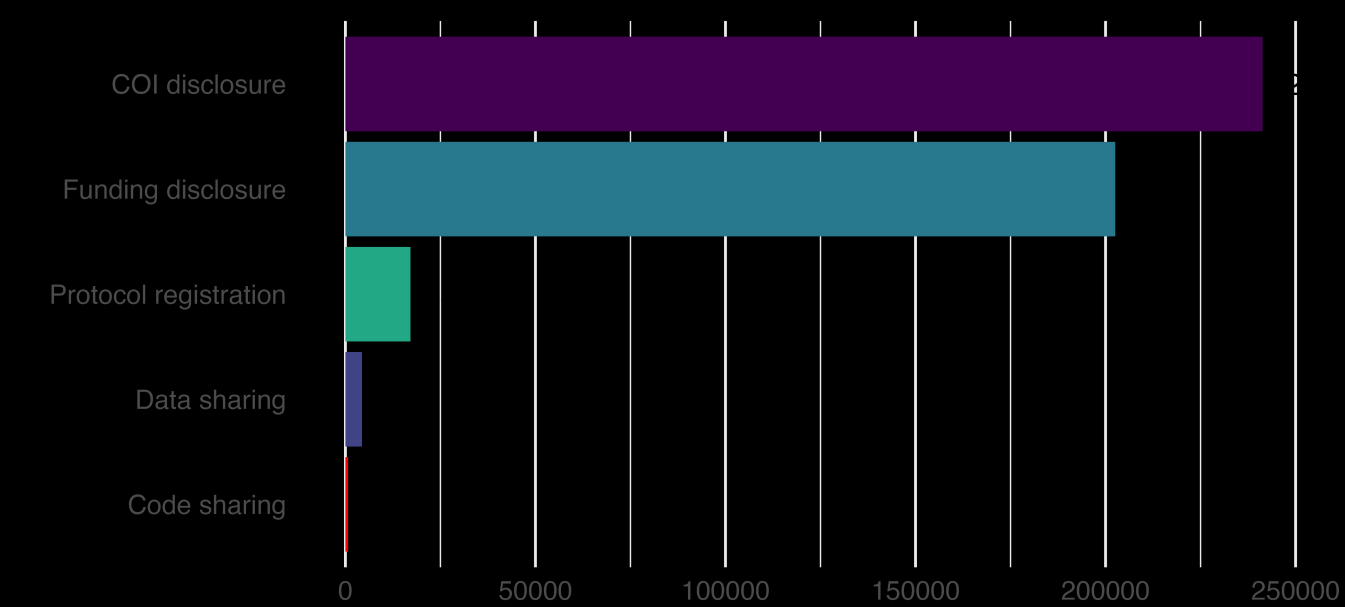
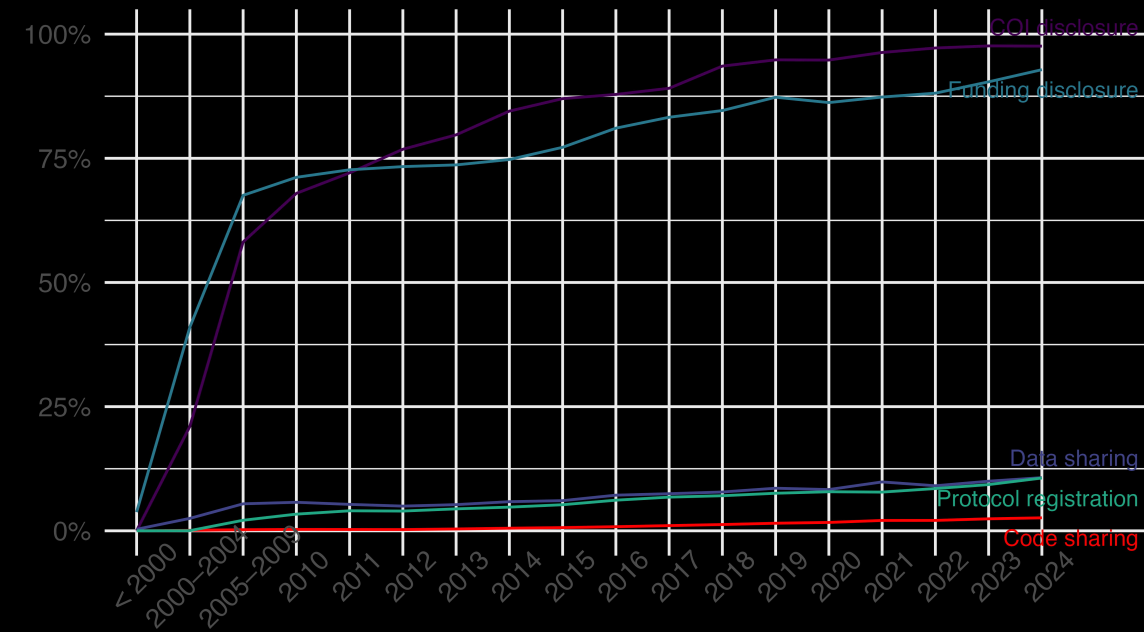
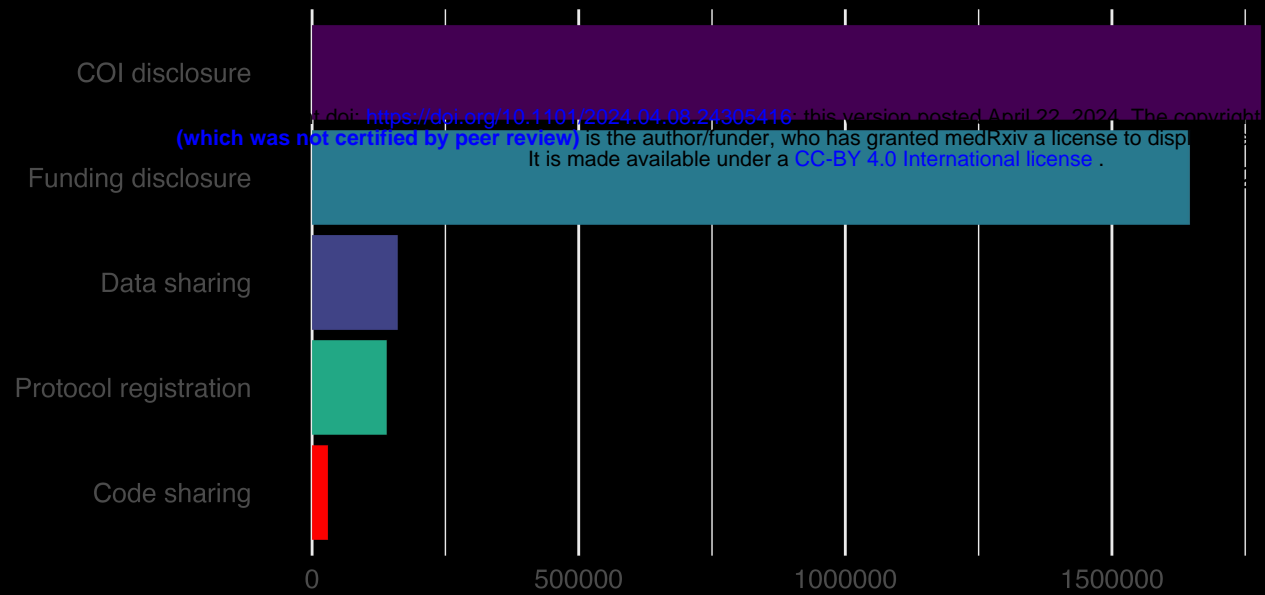
337

## 338 **References**

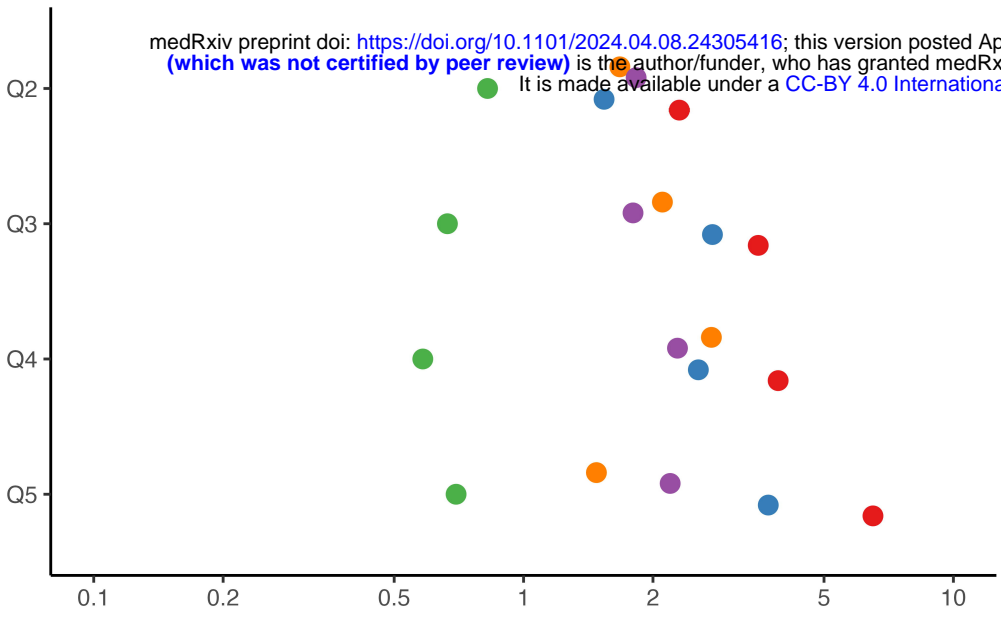
- 339 1. ICMJE. Recommendations for the Conduct, Reporting, Editing, and Publication of Scholarly work  
340 in Medical Journals [Internet]. International Committee of Medical Journal Editors (ICMJE); 2023.  
341 Available from: <https://www.icmje.org/icmje-recommendations.pdf>
- 342 2. Steinbrook R, Ross JS. “Transparency Reports” on Industry Payments to Physicians and Teaching  
343 Hospitals. *JAMA*. 2012 Mar 14;307(10):1029.
- 344 3. Tafuri G, Trotta F, Leufkens HGM, Pani L. Disclosure of grounds of European withdrawn and  
345 refused applications: a step forward on regulatory transparency: Letter to the Editors. *Br J Clin*  
346 *Pharmacol*. 2013 Apr;75(4):1149–51.
- 347 4. Darrow JJ, Sarpatwari A, Avorn J, Kesselheim AS. Practical, Legal, and Ethical Issues in  
348 Expanded Access to Investigational Drugs. Hamel MB, editor. *N Engl J Med*. 2015 Jan  
349 15;372(3):279–86.
- 350 5. Collier R. Transparency poor in academic medical research. *Can Med Assoc J*. 2016 May  
351 17;188(8):E133–E133.

- 352 6. Dal-Ré R. Are the Most Prestigious Medical Journals Transparent Enough? *Trends Pharmacol Sci.*  
353 2016 Sep;37(9):731–3.
- 354 7. Chen R, Desai NR, Ross JS, Zhang W, Chau KH, Wayda B, et al. Publication and reporting of  
355 clinical trial results: cross sectional analysis across academic medical centers. *BMJ.* 2016 Feb  
356 17;i637.
- 357 8. Needleman I, Moher D, Altman DG, Schulz KF, Moles DR, Worthington H. Improving the Clarity  
358 and Transparency of Reporting Health Research: a Shared Obligation and Responsibility. *J Dent*  
359 *Res.* 2008 Oct;87(10):894–5.
- 360 9. Nicholls SG, Langan SM, Benchimol EI, Moher D. Reporting transparency: making the ethical  
361 mandate explicit. *BMC Med.* 2016 Dec;14(1):44, s12916-016-0587–5.
- 362 10. Munafò MR, Nosek BA, Bishop DVM, Button KS, Chambers CD, Percie du Sert N, et al. A  
363 manifesto for reproducible science. *Nat Hum Behav* [Internet]. 2017 Jan;1(1). Available from:  
364 <http://dx.doi.org/10.1038/s41562-016-0021>
- 365 11. Besançon L, Peiffer-Smadja N, Segalas C, Jiang H, Masuzzo P, Smout C, et al. Open science saves  
366 lives: lessons from the COVID-19 pandemic. *BMC Med Res Methodol* [Internet]. 2021 Jun  
367 5;21(1). Available from: <http://dx.doi.org/10.1186/s12874-021-01304-y>
- 368 12. Bosma CM, Granger AM. Sharing is caring: Ethical implications of transparent research in  
369 psychology. *Am Psychol.* 2022 May;77(4):565–75.
- 370 13. Serghiou S, Contopoulos-Ioannidis DG, Boyack KW, Riedel N, Wallach JD, Ioannidis JPA.  
371 Assessment of transparency indicators across the biomedical literature: How open is open? Bero L,  
372 editor. *PLOS Biol.* 2021 Mar 1;19(3):e3001107.
- 373 14. Zavalis EA, Contopoulos-Ioannidis DG, Ioannidis JPA. Transparency in Infectious Disease  
374 Research: Meta-research Survey of Specialty Journals. *J Infect Dis.* 2023 Aug 11;228(3):227–34.
- 375 15. Hamilton DG, Hong K, Fraser H, Rowhani-Farid A, Fidler F, Page MJ. Prevalence and predictors  
376 of data and code sharing in the medical and health sciences: systematic review with meta-analysis  
377 of individual participant data. *BMJ.* 2023 Jul 11;e075767.
- 378 16. Serghiou S. Metareadr: Downloads data often needed for meta-research [Internet]. 2022. Available  
379 from: <https://github.com/serghiou/metareadr>
- 380 17. Serghiou S. rtransparent: Identifies indicators of transparency. 2021; Available from:  
381 <http://github.com/serghiou/rtransparent>
- 382 18. Gabelica M, Bojčić R, Puljak L. Many researchers were not compliant with their published data  
383 sharing statement: a mixed-methods study. *J Clin Epidemiol.* 2022 Oct;150:33–41.
- 384 19. Protzko J, Krosnick J, Nelson L, Nosek BA, Axt J, Berent M, et al. High replicability of newly  
385 discovered social-behavioural findings is achievable. *Nat Hum Behav* [Internet]. 2023 Nov 9 [cited  
386 2023 Dec 9]; Available from: <https://www.nature.com/articles/s41562-023-01749-9>
- 387 20. Lo B, Field MJ, Institute of Medicine (U.S.), editors. Conflict of interest in medical research,  
388 education, and practice. Washington, D.C: National Academies Press; 2009. 414 p.
- 389 21. Nosek BA, Alter G, Banks GC, Borsboom D, Bowman S, Breckler S, et al. Transparency and  
390 openness promotion (TOP) guidelines. 2016;
- 391 22. Fišar M, Greiner B, Huber C, Katok E, Ozkes A, Collaboration MSR. Reproducibility in  
392 Management Science [Internet]. *Open Science Framework*; 2023 Nov [cited 2023 Dec 9].  
393 Available from: <https://osf.io/mydzv>
- 394 23. Wallach JD, Boyack KW, Ioannidis JPA. Reproducible research practices, transparency, and open  
395 access data in the biomedical literature, 2015–2017. Dirnagl U, editor. *PLOS Biol.* 2018 Nov  
396 20;16(11):e2006930.

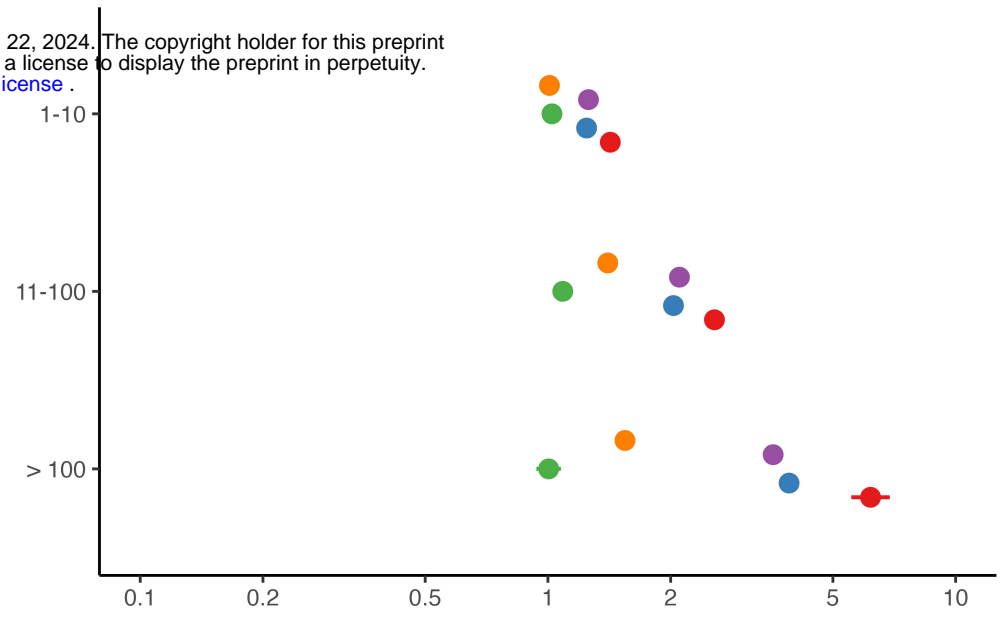
- 397 24. Page MJ, Nguyen PY, Hamilton DG, Haddaway NR, Kanukula R, Moher D, et al. Data and code  
398 availability statements in systematic reviews of interventions were often missing or inaccurate: a  
399 content analysis. *J Clin Epidemiol*. 2022 Jul;147:1–10.
- 400 25. Dunn AG, Coiera E, Mandl KD, Bourgeois FT. Conflict of interest disclosure in biomedical  
401 research: a review of current practices, biases, and the role of public registries in improving  
402 transparency. *Res Integr Peer Rev*. 2016 Dec;1(1):1.
- 403 26. Sofi-Mahmudi A, Raittio E, Khademioore S, Uribe SE, Moher D. Data Quality in 59 Fields of  
404 Clinical Medicine According to the FAIR Principles: Protocol for a Meta-Research Study. 2024  
405 [cited 2024 Apr 11]; Available from: <https://osf.io/e6stx/>
- 406 27. Sofi-Mahmudi A, Raittio E, Khazaei Y, Ashraf J, Schwendicke F, Uribe SE, et al. COVID-19-  
407 related research data availability and quality according to the FAIR principles: A meta-research  
408 study [Internet]. 2023 [cited 2024 Apr 11]. Available from:  
409 <http://biorxiv.org/lookup/doi/10.1101/2023.11.14.566998>
- 410 28. Menke J, Roelandse M, Ozyurt B, Martone M, Bandrowski A. The Rigor and Transparency Index  
411 Quality Metric for Assessing Biological and Medical Science Methods. *iScience*. 2020  
412 Nov;23(11):101698.



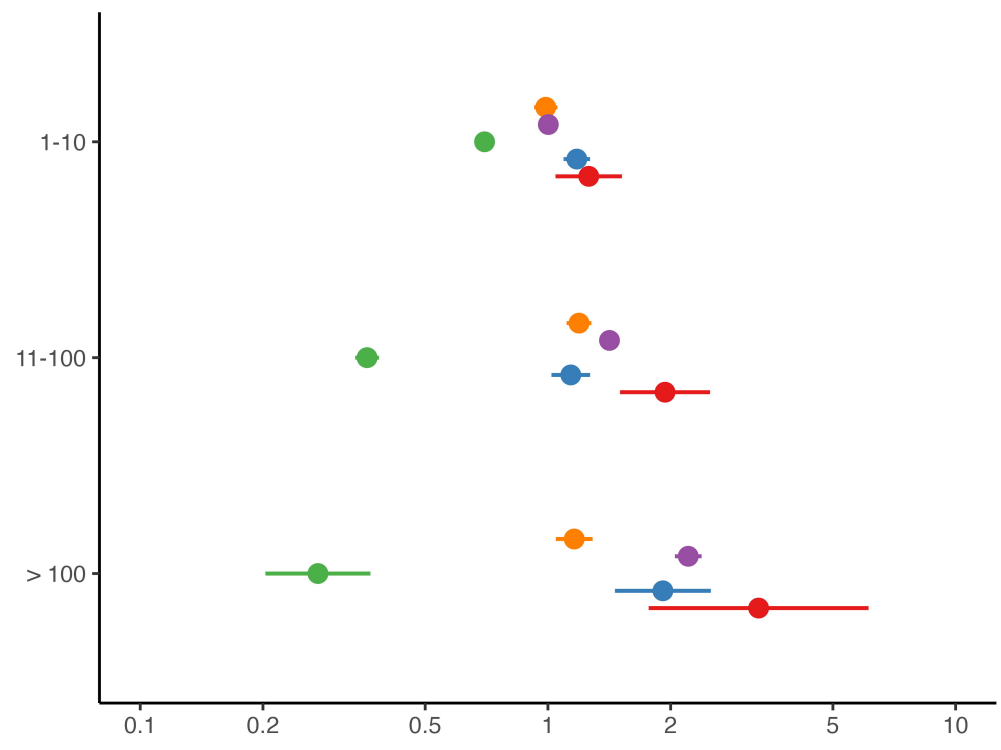
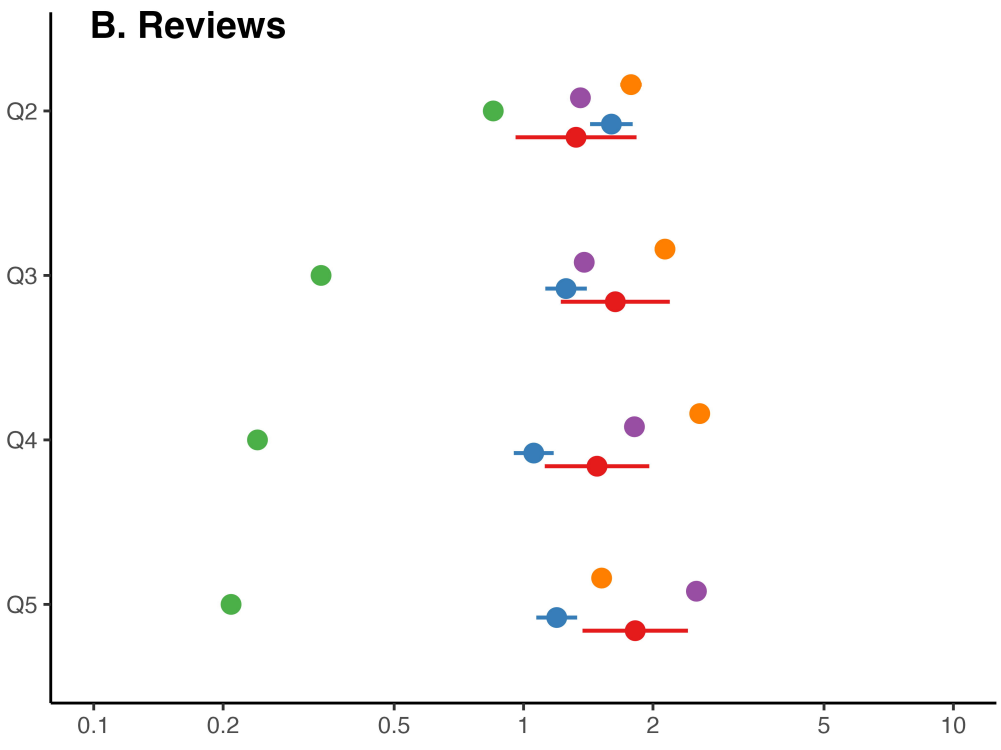
### Journal Impact Factor quintile



### Number of citations to article



### B. Reviews



### C. Trials

