

1 **House modifications using insecticide treated screening of eave and window as**
2 **vector control tool: evidence from a semi-field system in Tanzania and**
3 **simulated epidemiological impact**

4
5 **Olukayode G. Odufuwa**^{1,2,3,4*}, Richard J. Sheppard^{5*}, Safina Ngonyani¹, Ahmadi Bakari
6 Mpelepele¹, Dickson Kobe¹, Agathus Njohole¹, Jason Moore^{1,2,3}, Jastin Lusoli Lusoli¹, Joseph B.
7 Muganga¹, Rune Bosselmann⁶, Ole Skovmand⁷, Zawadi Mageni Mboma¹, Emmanuel Mbuba¹,
8 Rose Philipo¹, Jenny Stevenson^{1,2,3}, Ellie Sherrard-Smith⁵, John Bradley⁴, Sarah Jane Moore^{1,2,3,8}

9
10 ¹ Vector Control Product Testing Unit (VCPTU) Ifakara Health Institute, Environmental Health,
11 and Ecological Sciences, P.O. Box 74, Bagamoyo, Tanzania.

12 ² Vector Biology Unit, Department of Epidemiology and Public Health, Swiss Tropical & Public
13 Health Institute, Kreuzstrasse 2, 4123 Allschwill, Basel, Switzerland.

14 ³ Faculty of Science, University of Basel, Petersplatz 1, 4001 Basel, Switzerland.

15 ⁴ MRC International Statistics and Epidemiology Group, London School of Hygiene and
16 Tropical Medicine (LSHTM), London WC1E 7HT, UK.

17 ⁵ MRC Centre for Global Infectious Disease Analysis, Department of Infectious Disease
18 Epidemiology, Imperial College, London, UK

19 ⁶ Vegro Aps, Copenhagen, Denmark.

20 ⁷ MCC47, Montpellier, France.

21 ⁸ School of Life Sciences and Bioengineering, The Nelson Mandela African Institution of Science
22 and Technology (NM-AIST), P.O. Box 447, Arusha, Tanzania.

23

24 *Corresponding authors

25 Emails: oodufuwa@ihi.or.tz ; richard.sheppard11@imperial.ac.uk

26

27 E-mail addresses

28 OGO: oodufuwa@ihi.or.tz

29 RJS: richard.sheppard11@imperial.ac.uk

30 SN: sngonyani@ihi.or.tz

31 AB: abakari@ihi.or.tz

32 DK: dkobe@ihi.or.tz

33 AN: anjohole@ihi.or.tz

34 JM: jmoore@ihi.or.tz

35 JLL: jlusoli@ihi.or.tz

36 JBM: jmuganga@ihi.or.tz

37 RB: runesb@gmail.com

38 OS: ole@insectcontrol.net

39 ZM: zmageni@ihi.or.tz

40 EM: embuba@ihi.or.tz

41 RP: rphilipo@ihi.or.tz

42 JS: Jennifer.stevenson@swisstph.ch

43 ES: e.sherrard-smith@imperial.ac.uk

44 JB: John.Bradley@lshtm.ac.uk

45 SJM: smoore@ihi.or.tz

46

47 **Abstract**

48 **Background:** Despite extensive use of available vector control tools, the burden of malaria
49 and dengue continues to increase throughout sub-Saharan Africa. Gaps in house structures, most
50 especially in eaves and windows, allow vector entry and facilitate indoor vector biting and
51 disease burden. Simple house modification tools that target these structures therefore have the
52 potential to reduce human exposure to bites in the home. This study assessed the performance of
53 Insecticide Treated Screening (ITS) comprising Eave Nets and Window Screens (ITENs &
54 ITWS), incorporated with deltamethrin and piperonyl-butoxide (PBO) in Tanzania.

55 **Method:** A randomised Latin square (4 X 4) was conducted in four experimental huts built in a
56 semi-field system (SFS). Each hut within each of the chambers of the SFS was covered with a
57 large netting cage to allow recapture of mosquitoes inside and outside of the huts. Four treatment
58 arms were evaluated: 1) new ITS; 2) 12-months naturally-aged ITS; 3) estimated 12 months
59 field-used Olyset® Plus ITNs (Standard-of-Care in Tanzania), and; 4) no treatment. The study
60 was performed for 32 nights using a minimum of 30 mosquitoes per strain per night, that is, a
61 total of 120 (4 x 30) mosquitoes per hut per night. Four laboratory-reared strains were used:
62 transmitters of malaria (*Anopheles arabiensis* and *An. funestus*) and dengue infection (*Aedes*
63 *aegypti*) and those known for nuisance biting (*Culex quinquefasciatus*). Recaptured mosquitoes
64 were assessed for mortality at 72 hours (M72), blood feeding and hut entry endpoints. A
65 simulation exercise with a modified mechanistic model tracking *Plasmodium falciparum* malaria
66 was used to illustrate the potential epidemiological impact from these products.

67 **Results:** New ITS induced higher M72 than field-used ITNs against all mosquito species tested
68 [OR: 2.25 (95%CI: 1.65-3.06), $p < 0.0001$], while M72 was similar between aged ITS and field-
69 used ITNs [OR: 0.80 (95%CI: 0.59-1.08), $p = 0.141$]. Both new, and aged ITS reduced more
70 mosquito blood feeding and hut entry than field-used ITNs for all mosquito species tested
71 ($p < 0.0001$). Transmission model estimates indicate epidemiological impacts of ITS may
72 supersede those of ITNs at the population level. The model results indicate that the potency of
73 these impacts depends on assumed intervention percentage cover, durability and mosquito
74 bionomics.

75 **Conclusions:** ITS is an efficacious tool for controlling vectors transmitting malaria, and
76 dengue, and those known for nuisance biting in a semi-field setting. Given the intervention's
77 simplicity, it should be considered as an additional (or stand-alone) tool alongside behavioural
78 change educational efforts to encourage the repurposing of old ITNs for house screening.

79

80 **Keywords:** Insecticide, insecticide treated screening (ITS), insecticide treated eave nets
81 (ITENS), insecticide treated window screens (ITWS), insecticide treated nets (ITNs), malaria,
82 dengue, vector-borne diseases, semi-field system, pyrethroid, piperonyl butoxide (PBO),
83 Tanzania, transmission modelling

84

85 **Background**

86 Insecticide treated nets (ITNs) and indoor residual spraying (IRS) are widely used and have
87 contributed to the majority (>80%) [1] of the 2.1 billion malaria cases and 11.7 million
88 malaria deaths averted globally in the period 2000–2022 [2]. ITNs are hung on the bedding space
89 of sleepers, thereby providing an insecticidal barrier between the user and mosquitoes at night
90 [3], while IRS is conducted on surfaces where mosquitoes rest [4]. The insecticides used in
91 public health are generally contact toxicants that induce mortality; they may also disable
92 mosquitoes, cause reduction in blood feeding, disorientation, or impede mosquito reproduction
93 [5]. When these interventions are used at a large scale (protecting >80% of the community [6])
94 disease reduction among all community members is observed [7-12]. The widespread use of
95 malaria control interventions also impacts other mosquitoes, including those that are of public
96 health importance, such as those that transmit dengue infection [13] and community adherence is
97 improved through the reduction in nuisance biting insects [14, 15]. These interventions remain a
98 cornerstone for the control of mosquito vectors.

99

100 Despite over four decades of widespread use of ITNs and IRS, vector borne diseases, in
101 particular malaria and dengue are increasing [2, 16, 17]. A possible explanation is the reduction
102 in the impact of the core vector control tools. Evidence suggests that: 1) the insecticidal
103 effectiveness is currently being hindered by increasing insecticide resistance among mosquitoes
104 [18], caused by selection pressure from the wide use of the same insecticide class for the control
105 of vector and agricultural pests [19-21]. Insecticide resistance needs to be managed to improve
106 the effectiveness of the current classes of insecticide, but it is challenging to do this by increasing
107 the dose or using a more potent class of ITNs because of the need to achieve critical safety

108 standards [22] given the use of insecticide close to humans, technical considerations are required
109 to incorporate or coat chemistries onto yarns [23], and the fact that ITNs are often washed. These
110 reasons restrict the potential use of many ITN chemistries. 2) ITNs perform optimally when
111 access (the proportion of households with ITNs for use by every two members) is sufficiently
112 high [9], but recorded access to ITNs is currently low [4] despite the implementation of various
113 strategies to improve it, such as behavioural change communication strategies and universal free
114 ITNs distribution [24, 25]. Social hierarchies exist that render some people within households
115 unprotected [26]. Furthermore, while the WHO - recommended ITNs are supposed to remain
116 effective for a minimum of three years of operational use [10], however some data suggest that
117 use-life is less than two years [27]. Mass campaigns delivering these ITNs usually occur at three
118 year intervals leaving low access and use in the latter period prior to the next distribution [28]. 3)
119 IRS is logistically challenging, requiring rigorous training and supervision of spray teams to
120 ensure adequate coverage [4]. It also requires removal of all household belongings, which has
121 been shown to affect its acceptability in the community [29]. It is also relatively costly [30]
122 despite being extremely effective [31]. The residual efficacy of IRS in the field is usually below
123 one year [32]. These limitations in core vector control tools call for additional low cost
124 intervention that can be used for insecticide resistance management, lasts more than two years
125 and requires minimal user compliance.

126

127 Reviews of studies on house screening [33-35] and a trial of a lethal house lure [35] conducted in
128 a range of African settings report on the positive potential effect of house modification for
129 malaria control. This makes sense as properly sealing housing structures such as eaves, windows,
130 doors, ceilings, and traditional walls, or using iron sheet roofs or insecticide-incorporated or

131 coated house structures may reduce indoor mosquito entry [33], and many mosquito species
132 preferentially feed indoors at night when people are defenceless (asleep) and available [36].
133 Many houses in Africa, especially in the rural areas (where the majority of unimproved houses
134 are found) have open eaves and windows that provide potential entry gaps but these structures
135 are essential for indoor cooling and entry of natural light [37]. Addressing household entry by
136 mosquitoes has the potential to protect all members of the household indoors and outside of
137 sleeping hours [38, 39]. Although there are existing house modification tools, many of them are
138 unsuitable for unimproved houses [34, 40] and are expensive to install. Simple closure of eaves
139 increases indoor temperatures during the day, so is not acceptable in tropical regions [41].

140

141 The Insecticide Treated Screening (ITS) that include coverage of eaves (Insecticide Treated Eave
142 Nets, ITENs) and windows (Insecticide Treated Window Screens, ITWS) [42] offer a potential
143 solution to complement the core vector control tools. In a pilot study conducted in western
144 Kenya [43], the netting used was incorporated with a pyrethroid insecticide and proved to be
145 efficacious at reducing mosquito indoor densities, cost effective and acceptable to users. In order
146 to control pyrethroid resistant mosquitoes, it is necessary to assess the efficacy of ITS
147 incorporated with pyrethroids and Piperonyl butoxide (PBO) - a synergist used to restore
148 susceptibility of mosquitoes to pyrethroids [44] due to the increasing resistance in mosquitoes to
149 insecticide in sub-Saharan Africa (SSA) [18].

150

151 Experimental huts trials are used for assessing indoor intervention efficacy of ITNs and IRS [22,
152 45]. The entomological efficacy estimates are reliably assessed based on recaptured mosquitoes
153 from inside the hut (or from within exit traps) [22]. In order to assess insecticidal housing

154 modification including ITS, it is more appropriate to use a semi-field system (SFS) with huts
155 built inside a netting cage [46, 47]. In this study, ITENs and ITWS were evaluated for their
156 entomological efficacy against laboratory-reared pyrethroid-resistant malaria and dengue
157 vectors, and nuisance biters in a SFS located in Tanzania, given that the tool has a potential of
158 controlling populations of all these mosquitoes [48-50]. An established *Plasmodium falciparum*
159 transmission model was adjusted to include the potential mechanism of action of screening
160 houses with an insecticide treated fabric. We estimate malaria prevalence and incidence given
161 the simulated implementation of ITNs, and ITS, and theorize on the potential epidemiological
162 efficacy of these products.

163

164 **Methods**

165

166 **Semi-field study location**

167 The trial was conducted in the semi-field system (SFS) (Figure 1), of the Ifakara Health Institute
168 (IHI) in Bagamoyo, Tanzania (6°25'42.4"S 38°53'01.9"E, Figure S1). The system measures 28.8
169 metres (m) X 21 m and is built on a raised concrete slab with a water filled ant channel. The
170 walls were made of an untreated durable shade netting and the roof from polyethylene fabric (Fig
171 1a). The inside of the SFS was divided into four chambers, with a second large double-layered
172 cotton netting cage (9 m width X 8.5 m length X 2.7 m height) suspended in each chamber with
173 an Ifakara experimental hut [51] (Fig 1b). The inner cage (Fig 1c), white cloth lining in the hut
174 and twelve resting buckets (Fig. 1d) were used to maximise mosquito recapture. One bucket was
175 placed at each corner inside the experimental hut, one at each corner of the chamber and one at

176 each side of the experimental hut (due to the large length and breadth of the large netting).
177 White, heavy-duty cotton was used to cover the door and attached using Velcro (Fig 1e).

178

179 **Figure 1: Semi-field system**

180

181 **Study design**

182 A partially-randomised Latin square (4 X 4) design [52] was implemented. The aim was to
183 compare the efficacy of new ITS (arm 1), and those that were naturally-aged for twelve months
184 (arm 2), to aged (estimated one year in the field) Olyset® Plus ITNs (arm 3) and to a hut without
185 any treatment (arm 4). Each arm was randomly allocated into each chamber on the first night of
186 the test, and a sequential approach was employed thereafter; with nightly rotation of volunteers
187 and rotation of arms at the end of every four nights. The test was conducted over thirty two
188 experimental nights using four strains of laboratory-reared mosquitoes. Quality checks were
189 conducted on net samples (25 cm X 25 cm) using WHO cone bioassay and High Performance
190 Liquid Chromatography (HPLC) before and after the trial [22].

191

192 **Description of test items**

193 The insecticidal netting for house modification [43] was a 0.152 mm diameter polyethylene yarn
194 incorporated with 120 mg/m² deltamethrin and 540 mg/m² piperonyl butoxide (PBO). The nets
195 were manufactured by Intelligent Insect Control, France. It was combined with PBO synergist as
196 used for the control of mosquitoes with resistance to pyrethroids due to the upregulation of

197 mixed function oxidases [44]. Olyset® Plus ITNs were selected as the comparator being the
198 standard-of-care in Tanzania [53] and the first-in-class pyrethroid-PBO ITN [54], recommended
199 based on a demonstration of its public health impact at the community level on malaria infection
200 in epidemiological trials [55, 56]. The Olyset® Plus ITN is a 150-denier knitted monofilament
201 polyethylene yarn incorporated with 20 g AI/kg (about 800 mg of AI/m²) permethrin and 10 g
202 AI/kg (about 400 mg/m²) PBO, manufactured by Sumitomo Chemical Co., Ltd, Japan.
203 Considering increasing numbers of households in the community without access to ITNs [57], it
204 was necessary to have a hut without an intervention to assess the extent of exposure in local
205 houses without any intervention. This “no treatment” arm also acts as the control comparator arm
206 for the modelling simulations reported below.

207

208 **Description of study mosquitoes**

209 Four laboratory-reared strains of mosquitoes were used in this study (Table S1). Three strains
210 have resistance to pyrethroids that is fully or partially restored through pre-exposure to PBO: *An.*
211 *arabiensis* and *An. funestus* are major malaria transmitter vectors in Tanzania [58, 59] and *Cx.*
212 *quinquefasciatus* is notable for nuisance biting [60]. The fourth strain was pyrethroid-susceptible
213 *Aedes. aegypti* that transmits dengue [61]. Mosquitoes released in the SFS chambers were
214 nulliparous females, aged 5-8 days, sugar-starved for 6 hours before release. Mosquitoes exposed
215 to cone bioassay for quality checks before and after the SFS were nulliparous sugar-fed and aged
216 3-5 days.

217

218 **Preparation of treatments for natural aging, washing and deliberate holing**

219 In August 2021, ITS of approximately 0.5 m X 23 m were installed on the eaves (ITENs) and 1 x
220 0.7 m on each of the four windows (ITWS) of an animal house on the site of IHI in Bagamoyo
221 using Velcro tape (Figure 2). They were left to naturally age until the end of September 2022.

222

223 **Figure 2: Natural aging of ITS**

224

225 On the same day of ITS' installation, two new Olyset® Plus ITNs (1 for the experiment and 1
226 spare) were unwrapped from the packages and hung inside an experimental hut (Figure 3a),
227 located 60 m from the animal house where ITS were installed. Olyset® Plus ITNs were
228 periodically field-washed following WHO guidelines [62] in October and December 2021, as
229 well as January, June, July and August 2022. This was based on average 6 annual washes
230 reported from a community trial of Olyset® Plus ITNs in Tanzania [63]. Each of the ITNs was
231 soap-washed once using 2 g/litre of soap ("Jamaa palm oil" soap flakes) and water-rinsed twice
232 in an aluminium bowl (Figure 3b) filled with 10 litres of filtered well water (a maximum
233 hardness of 5 dH). Each wash or rinse was standardised: stirring the net with a gloved hand at 20
234 rotations per minute for 3 minutes, soaking for 4 minutes and stirred for 3 minutes. Nets were
235 dried horizontally in the shade where the conditions were no higher than 32°C and there was no
236 direct sunlight (Figure 3c). After each wash and drying, nets were returned into the experimental
237 hut for continued natural aging (Figure 3a).

238

239 Shortly before testing aged Olyset® Plus ITNs in the SFS, the nets were deliberately holed with

240 scissors following estimated sizes and number of holes (Table 1) found on one year old Olyset®
 241 Plus ITNs tested under field conditions in Tanzania [63] (Figure 3d). The number of holes were
 242 equally divided into four sides of the nets.

243

244 **Figure 3: Natural aging of ITNs**

245

246 **Table 1: Size and number of holes made on Olyset® Plus ITNs to simulate user condition**

| Size | Zone 1 (Upper) | Zone 2 (Under the upper) | Zone 3 (Top of bottom) | Zone 4 (Bottom) | Roof |
|--------------------|-------------------------|---|--|--|--|
| Estimated holes | 28 x size 1 (1.25cm) | 5 x size 1 (1.25cm) 1 x size 2 (6cm) | 14 x size 1 (1.25cm) 2 x size 2 (6cm) | 15 x size 1 (1.25cm) 4 x size 2 (6cm) 1 x size 3 (17.5cm) | 24 x size 1 (1.25cm) 5 x size 2 (6cm) 2 x size 3 (17.5cm) |

247

248 **SFS Experiment procedure**

249 Testing in the SFS commenced in October 2022. Four male adults (≥ 18 years old) experienced in
 250 mosquito collection from the villages around IHI site of Bagamoyo were recruited and gave
 251 written informed consent for their participation in the study. Training on mosquito collection was
 252 provided to the volunteers after consent.

253

254 Each day of the experiment: 1) all chambers were cleaned with brooms that were fixed to
255 individual chambers; 2) small towels were soaked in clean water before placement in each of the
256 resting buckets; 3) study mosquitoes were allowed to acclimatize to the condition of the SFS for
257 thirty minutes before release, and; 4) each of the volunteers were provided with four netted paper
258 cups containing thirty mosquitoes per strain, mouth aspirators and mechanical Prokopack
259 aspirators. At 18:00, after the inner net chamber was closed, each volunteer released the
260 mosquitoes at a fixed point behind the experimental hut by gently opening the netted cups –
261 leaving the freed mosquitoes to behave as naturally as possible, then volunteers entered the hut,
262 shut the door and sealed the door with white cotton (Figure 1e). Each volunteer remained in the
263 hut until 07:00 hours the next morning.

264

265 From 07:00 hours, mosquitoes were collected by volunteers using both mouth aspirators and a
266 mechanical Prokopack, and additional checking was done by the supervisors. Volunteers
267 recaptured mosquitoes in the experimental huts before recapturing those outside the hut within
268 the chambers. The indoor collection was from the hut floor then resting buckets followed by the
269 walls and roof. Recapture was conducted systematically from the bottom right corner of the hut,
270 moving from the floor upwards in a clockwise direction, until all indoor mosquitoes were
271 recaptured in netted paper cups. Outdoor capture was then systematically conducted in the inner
272 netting chamber and resting buckets. After recapturing by volunteers, supervisors entered each
273 chamber to verify that no mosquitoes are remaining in the chamber by gently shaking the cage
274 netting or hitting the walls of the experimental hut. Cups were labelled by inside or outside of the
275 hut, then transported to the sorting area. Mosquitoes were sorted and scored by location (inside

276 or outside hut) as dead fed, dead unfed, alive fed and alive unfed and those living were held with
277 access to 10% sugar solution for 72 hours in a temperature-controlled room to record M72.

278

279 In the first 4 days of the trial, a short questionnaire was administered to the participants that slept
280 in the hut to record perceived adverse effects.

281

282 **SFS quality checks procedure**

283 Before starting the SFS experiment, a sample (25 cm X 25 cm) was removed from the centre of
284 each of the three rolls of insecticidal nets received to cover the eaves and windows of SFS. The
285 pieces were removed after 100 cm piece was removed from each roll, given that the surface
286 might have been exposed to unsuitable conditions during shipment. Three pieces were removed
287 from one new Olyset® Plus ITNs at positions 5, 6 and 7 before testing and five samples were
288 removed from aged Olyset® Plus ITNs from positions 1-5 of the 2013 WHO ITN testing
289 guidelines [62]. After the SFS testing, samples (25 cm X 25 cm) were removed from the eaves
290 and windows of the new and aged ITS (Figure S2) for testing.

291

292 All samples were tested against the 4 laboratory strains used in the SFS testing using cone
293 bioassay with 4 replicates of 5 mosquitoes per sample (20 mosquitoes) following the 2013 WHO
294 guidelines [62]. Mortality was observed until 24 hours for quality checks performed before SFS
295 testing, and 72 hours for post SFS based on evidence of increased mortality at 72 hours for
296 metabolic resistant mosquitoes [64]. Four samples (Figure S2, E1, E2, W1 and W2) were

297 randomly selected for chemical analysis using the Collaborative International Pesticides
298 Analytical Council (CIPAC) 331/LN/M/3 method.

299

300 **Data Management and analysis**

301 Data was recorded on paper forms and double entered in Microsoft Excel (Microsoft). The two
302 entries were merged to check if data was entered correctly before analysis was conducted in
303 Stata 16 (Stata Corp, Texas, USA). Cleaning was done by checking daily balancing of
304 treatments, chambers, volunteers and mosquito strains. Mosquitoes recaptured at each hour of
305 assessment (12 and 72 hours) were verified against the number of mosquitoes released. Where
306 discrepancies were found, paper forms were checked and corrections were made accordingly.

307

308 Descriptive statistics presented percentage arithmetic means with respective 95% confidence
309 intervals of endpoints (M72 & blood feeding for SFS, and knockdown and M72 for cone
310 bioassay). The median and interquartile range of the number of mosquitoes captured inside the
311 hut was presented for deterrence endpoint in the SFS. Mortality in the untreated net was adjusted
312 for treated nets using Abbott's formula for cone bioassays because mortality in the untreated net
313 was 5% [65].

314

315 Mixed effects binomial logistic regression was used to evaluate differences between arms for the
316 proportion of M72 and blood feeding. A negative binomial mixed effects model was performed
317 for the total number of mosquitoes recaptured indoor (deterrence). Hut position, sleeper, and day

318 were factor fixed effects and observation (each row of data) was random effect to account for
319 overall variation in the study.

320

321 **Transmission modelling to investigate potential epidemiological impact at the population**
322 **level**

323 The malaria simulation model [66] was adjusted to include a potential mechanism of action that
324 replicates the installation of ITS. This *Plasmodium falciparum* transmission model has been
325 described fully here [67, 68] and the house-screen updated code is publicly available
326 (<https://github.com/mrc-ide/malariasimulation>; housing branch, accessed 29 March 2024).

327 Briefly, the human component of the model is an individual-based, stochastic transmission
328 dynamics model. Humans are born as susceptible individuals inheriting maternal immunity that
329 wanes through time. Mosquito biting rates are dependent on local human and mosquito
330 interactions determined by assumptions on indoor and outdoor human activity, mosquito
331 searching times and biting preferences. Biting rates are heterogeneous given population
332 demographics, with fewer bites assumed on younger children given their smaller size. The risk of
333 infection developing after an infectious bite, however, is assumed to decline with age due to
334 naturally acquired immunity following continual exposure. A new infection may result in clinical
335 illness or asymptomatic infection, and rates of these outcomes are impacted by individual
336 immunity levels and may be prevented by interventions (e.g., implementing treatment strategies,
337 vaccinations or other interventions). In the absence of treatment, individuals with clinical illness
338 recover by moving through asymptomatic then sub-patently infected human states,

339 corresponding with decreasing parasite prevalence. We only model death due to aging and do not
340 explicitly model death due to disease.

341

342 The vector model is compartmental and deterministic, tracking different species of mosquito
343 from eggs through to adults. Only adult females are tracked after emergence from pupae, and the
344 sex ratio at emergence is assumed 50:50 following [69]. The mosquito carrying capacity is
345 assumed to track rainfall patterns locally [68]. Adult mosquitoes seek hosts after emerging, can
346 oviposit after successfully feeding and their mortality rate, prior to interventions are assumed as
347 indicated in Table S2 for the species included in our simulation exercise (*An. arabiensis* and *An.*
348 *funestus*). The proportion of bites taken on humans are estimated following [70, 71]. The
349 probability that bites are attempted indoors or in bed in the absence of indoor interventions is
350 estimated following [38]. Life expectancy, foraging and blood feeding rates are taken from
351 Griffin et al. (2010) [72].

352

353 In the transmission model, the probability of a mosquito of a given species v biting host i during
354 a single blood feeding attempt is defined as y_i^v ; the probability of the mosquito biting and
355 surviving the feeding attempt is w_i^v , and the probability that she is repelled without feeding is z_i^v .
356 Given these probabilities exclude natural vector mortality, with no protection these probabilities
357 are $y_i^v = w_i^v = 1$ and $z_i^v = 0$. Not all mosquitoes feed successfully when entering a house so y_i^v, w_i^v
358 and z_i^v must take account the potential repeating behaviour of female mosquitoes foraging prior
359 to introducing insecticides.

360

361 Following Le Menach et al. (2007) [73] and Griffin et al. (2010) [72], we add the potential
362 impact from barriers to the model equations tracking the probable outcomes of a female vector
363 feeding attempt through her oviposition cycle. During a single feeding attempt on either animals
364 or humans, a mosquito will feed successfully with probability W^v such that:

365
$$W^v = 1 - Q_0^v + Q_0^v \sum_i \pi_i w_i^v, \quad [\text{Equation 7}]$$

366 Where the last term in the equation is the probability that she will be repelled without feeding (
367 Z^v):

368
$$Z^v = Q_0^v \sum_i \pi_i z_i^v, \quad [\text{Equation 8}]$$

369 Here, Q_0^v represents anthropophagy – and is defined in the model as the proportion of bites taken
370 on humans by species v when interventions are absent (Table S2). Similarly, π_i denotes the
371 proportion of bites that person i receives, without interventions present. Protection due to house
372 screening and ITNs, both depend on the proportion of bites that are taken when a person is
373 protected by these interventions, and this depends on human sleeping patterns and mosquito
374 activity. In the model, we define the proportion of bites taken indoors as φ_I and the proportion of
375 bites taken in bed as φ_B . Assumed values for these probabilities are shown in Table S2 for *An.*
376 *arabiensis* and *An. funestus* mosquitoes.

377

378 When a mosquito attempts to enter a house, she can do so successfully (feeding and surviving,
379 s), be killed (d) or be forced to repeat her search the following night (r). Here, we denote the

380 success, death or repetition due to house screening as s_h , d_h and r_h respectively following the
381 notation from (Griffin et al 2010) [72], [a superscript v could be included for species but we
382 leave this out for simplicity]. Similarly, s_n , d_n and r_n show the corresponding outcomes with
383 ITNs. Figure 4 demonstrates this pathway as depicted previously by Griffin et al. (2010) [72]
384 with the addition of some form of housing barrier which induces a mortality effect (d_h), and the
385 removal of IRS impacts. The housing barrier is the first commodity that may be experienced by
386 the indoor biting mosquito, where we assume that she may be repelled, killed or feed
387 successfully. A mosquito that attempts to bite humans in bed may encounter an ITN where she
388 may again be repelled, killed or feed successfully. If she survives (regardless of whether she was
389 repelled or was able to feed), she must then exit the house passing the housing barrier a second
390 time, where she may again be repelled, killed or exit the house. We assume that if she is repelled
391 during her second encounter with the housing barrier, she moves back into the house space,
392 where she will be killed eventually given she will encounter the screen on her attempt to exit.
393 The r_h , d_h and r_h terms are therefore included at both stages of the pathway, entering and exiting
394 the building.
395 In the absence of house screening, both r_h and d_h are set to 0, and s_h is set to 1, which means that
396 mosquitoes cannot be trapped inside the house. Similarly, in the absence of ITNs, r_n and d_n are 0,
397 while s_n is 1.

398

399 **Figure 4. A schematic showing the modelled decision tree pathways for mosquito repetition, biting**
400 **and survival, in a household with housing improvements (see subscript h) and where people may be**
401 **sleeping under ITNs (see subscript n).** We assume that a proportion of bites are taken outside (blue
402 background; where there are no protective interventions), a proportion are attempted indoors but not on
403 sleeping humans (green background; where they may encounter a housing barrier resulting in repetition
404 r_n , killing d_h or survival and a successful bite s_h) and a proportion are attempted on a sleeping human in
405 bed (yellow background; where in addition to a housing barrier, they may additionally encounter an ITN,
406 which again may result in repetition r_n , killing before they are able to bite d_n , or successful biting s_n).

407 Following a successful bite or repulsion by an ITN, a mosquito then must attempt to exit the house,
 408 passing again through the housing barrier, where she may again be repelled, killed or pass through safely
 409 having fed. This time, mosquitoes are repelled back into the house, where we make the assumption that
 410 they will eventually die. Bites occur at the positions on arrows marked with a red line. Symbol φ_I .
 411 Proportion in mosquitoes attempting to bite humans indoors in the absence of interventions; φ_B : Proportion
 412 of mosquitoes attempting to bite humans in bed in the absence of interventions.

413

414 Given this structure, it is possible to estimate the probability of a mosquito of a given species
 415 being repelled, biting or successfully feeding depending on the combination of interventions in
 416 action. We adjust the (Griffin et al 2010) [72] probabilities to include the effects from housing,
 417 (while removing the impact of IRS), and define the probability of surviving a successful feeding
 418 (w_i) as:

$$419 \quad 1 - \varphi_I + (\varphi_B s_n s_h^2) + (\varphi_I - \varphi_B) s_h^2 \quad \text{[Equation 9]}$$

420 Similarly, we introduce the potential impacts from housing to the probability of biting (y_i) such
 421 that:

$$422 \quad 1 - \varphi_I + (\varphi_B s_n s_h) + (\varphi_I - \varphi_B) s_h \quad \text{[Equation 10]}$$

423 And the probability of repeating (z_i) as:

$$424 \quad \varphi_B s_h^2 r_n + \varphi_I r_h \quad \text{[Equation 11]}$$

425 This mechanism allows us to set a fraction of a population to receive some form of protection
 426 from the housing adaptations, to simulate that the household changes reduce the entrance of
 427 mosquitoes by a defined quantity, and that some mosquitoes will be killed on contact with the
 428 screens.

429

430 In this contribution, the SFS data are used to quantify the effect from the ITS. In previous work,
431 meta-analyses of experimental hut trials have been used to quantify the entomological impact of
432 ITNs by taking the estimates for mosquitoes killed, fed or repelled (numbers in exit traps) in a
433 given treated hut, and weighting these estimates by the deterrence estimate that is a comparison
434 between mosquitoes caught within the untreated control hut and the treated hut [74] to generate
435 parameter values for the model [67, 75]. Combining the data in this way allows an estimate of
436 the model parameter values for s_{n0} , r_{n0} , and d_{n0} that, respectively, represent the probabilities of
437 mosquitoes successfully feeding, repeating or being killed when an ITN is present, works
438 optimally (subscript 0 indicative of the net having been implemented on this day as a new
439 product), and these values sum to 1 [67, 72, 75].

440

441 With the SFS data (see Supplementary data 1), we have estimates for the necessary model
442 parameters for the ITN at 1 year, and for the ITS both new, and after 1 year. To choose
443 representative model parameters, only the recaptured mosquitoes are considered. For each data
444 point (daily count of mosquitoes given species and treatment), we determine the parameter
445 estimates following the pathways in Figure 5. This means that, the mosquitoes recovered in the
446 SFS data that are outside, fed and alive, out of the total recaptured, represent those who have
447 passed into and out of the house in the screening treatment group. These are thus, s_h^2 , so we must
448 take the square-root to estimate s_h for the model parameter. The corresponding proportion of
449 mosquitoes who have been forced to repeat their feeding attempt r_h can be estimated by the
450 mosquitoes counted outside and alive, but unfed out of the total recaptured. Then, $d_h = 1 - s_h -$
451 r_h .

452

453 In the year-old ITN treatment, the proportion of mosquitoes that were recovered dead (either
 454 indoors or outdoors and either fed or unfed) represents the parameter $d_{n,t=365\text{ days}}$, where t can
 455 indicate optimal performance for newly applied netting ($t = 0$), or year-old performance ($t = 365$
 456 days) as appropriate. The parameter $r_{n,t=365\text{ days}}$ is calculated as the proportion of mosquitoes who
 457 are recaptured outside and alive out of the total recaptured during the SFS. The corresponding
 458 estimate for $s_{n,t=365}$ is calculated as $1 - r_{n,t=365\text{ days}} - d_{n,t=365\text{ days}}$.

459
 460 Importantly, in the model, we need the estimates for these parameters at time 0, that is, the
 461 induced outcomes from products when they are newly introduced and working optimally. It is
 462 also necessary to estimate the durability of the products and make an assumption on how rapidly
 463 these impacts decay. This represents a critical unknown for both the pyrethroid PBO ITN and
 464 ITS products, and this is being addressed for the former in ongoing work [57]. Previously, a
 465 mean duration of mortality inducing impact has been estimated by Griffin et al. (2010) [69] from
 466 Mahama et al (2007) [73] for pyrethroid-only ITNs using washed ITNs, and the same logic
 467 applied for pyrethroid-PBO ITNs [75]. This assumes that the killing effect from ITNs will
 468 decrease at a constant rate γ_n .

469
 470 The impacts from implementing ITNs are projected to changes so that:

471
$$r_n = (r_{n0} - r_{nm})exp^{-t\gamma_n} + r_{nm}$$

472
$$d_n = d_{n0}exp^{-t\gamma_n}$$

473
$$s_n = 1 - r_n - d_n$$

474

475 Applying these rates of decay to the data from the SFS, and back-calculating for the pyrethroid-
476 PBO ITN entomological impact at time 0 returns higher mortality estimates than the meta-
477 analysis (Table 2).

478

479 In the absence of further information for durability of the ITS, we explore a reasonable range in
480 the mean duration of the product mortality inducing impact that would return mortality estimates
481 after 365 days within the range of the SFS results. A minimum repellence impact is set for both
482 ITNs (r_{mm}) and screens (r_{mh}). For ITNs, this estimate is assumed to be 0.24 (Griffin et al. 2010).
483 For the screens, we cap this at 0.25 indicating a 25% reduction in entry given it is unlikely that
484 the barrier will be lost even as insecticide potency wanes and it is assumed to be less likely that
485 holes will accumulate as rapidly in the screen netting than the ITN netting. We mirror the
486 structure for waning efficacy from ITNs into the mechanism of action for ITS such that:

487

$$r_h = (r_{h0} - r_{hm})exp^{-t\gamma_h} + r_{hm}$$

488

$$d_h = d_{h0}exp^{-t\gamma_h}$$

489

$$s_h = 1 - r_h - d_h$$

490

491 In addition, we include simulations that use pyrethroid-PBO ITN parameters developed via the
492 statistical framework and validated against gold standard randomised control trial data for testing
493 the epidemiological impact from these interventions [67]. In the review work preceding the
494 validation exercise [74], associations between entomological impact and the level of phenotypic

495 resistance in *Anopheles* populations were statistically determined allowing the resistance-level
496 specific parameterisation of impacts on mosquitoes from ITNs within the transmission model.
497 Values aligning with the resistance status of the species *An. arabiensis* and *An. funestus* tested
498 within the SFS are used here for the model simulation exercise.

499

500

501

502

503

504

505

506

507

508

509

510

511

512

513

514

515

516

517

518

519

520

521 **Table 2. Transmission model parameter ranges describing entomological impact from the**
522 **pyrethroid-PBO ITN, and ITS as estimated from a systematic review of experimental hut**
523 **trials [74] and modified for modelling and validated against RCTs [67], using the SFS data.**
524 **Parameters shown are required to simulate the potential epidemiological impacts from**
525 **these interventions.**

| Parameter value and description | | Parameter ranges simulated | |
|--|--|---|--|
| | Description | <i>An. arabiensis</i> outcomes: assuming 3 - 46 % of mosquitoes are killed on exposure to discriminating dose of pyrethroid at tube bioassay testing | <i>An. funestus</i> outcomes: (assuming 10 - 78 % of mosquitoes are killed exposure to discriminating dose of pyrethroid at tube bioassay testing |
| Pyrethroid PBO ITNs meta-analysis parameters | | Median, 10 th - 90 th percentiles | |
| r_{no} | Repellence outcome from pyrethroid-PBO ITN working optimally immediately after deployment | 0.500 (0.567 – 0.471) | 0.467 (0.551 – 0.444) |
| d_{no} | Mortality inducing effect from pyrethroid-PBO ITN working optimally immediately after deployment | 0.454 (0.261 – 0.504) | 0.500 (0.365 – 0.541) |
| γ_n | Mean duration of mortality effect from pyrethroid-PBO ITN when working optimally | 808 (378 – 998) days | 995 (582 – 1277) days |
| Pyrethroid PBO ITNs semi-field system estimated parameters | | Median, 25 th – 75 th percentiles | |
| r_{no} | Repellence outcome from pyrethroid-PBO ITN working optimally immediately after deployment | 0.27 (0.46 – 0.24) | 0.35 (0.27 – 0.24) |
| d_{no} | Mortality inducing effect from pyrethroid-PBO ITN working optimally | 0.71 (0.51 – 0.75) | 0.72 (0.63 – 0.75) |
| γ_n | Inferred mean duration of mortality impact from pyrethroid-PBO ITN when working optimally | 1392 (1016 – 1472) days | 1418 (1257 – 1472) days |
| ITS | | Median, 25 th – 75 th percentiles | |
| r_{ho} | Repellence outcome from ITS working optimally immediately after deployment | 0.13 (0.04 – 0.25) | 0.04 (0.00 – 0.13) |
| d_{ho} | Mortality inducing from ITS working optimally immediately after deployment (SFS data) | 0.73 (0.61 – 0.82) | 0.91 (0.82 – 0.95) |
| γ_h | Mean duration of mortality effect from pyrethroid-PBO ITN when working optimally, inferred from SFS data | 774 (467 – 1795) days | 1284 (774 – 2101) days |

526

527 **Scenario analysis**

528 We use the adjusted transmission model to simulate a set of theoretical intervention scenarios.
529 To manage feasibility in the number of simulations run, and to specifically explore the
530 comparison between pyrethroid-PBO ITNs and ITS, for all simulations, we use the median
531 model parameters that have been fitted previously for malaria simulation [66, 72, 76, 77], except
532 for the values indicated in Table 2. This is a limitation as we do not express full uncertainty, but
533 this serves our purpose to illustrate potential impact from ITS, and comparable impact with
534 pyrethroid-PBO ITNs. For the set up, we use a theoretical setting with malaria prevalence in
535 children of 6 to 59 months of age reaching about 60% during the peak season, with a single
536 transmission season profile. In all simulations, treatment of clinically ill patients is implemented
537 so that 45% of people receive artemisinin combination therapy (ACT) when needed, a further
538 15% receive non-ACT treatment. It is assumed that 50% of mosquitoes have the *An. arabiensis*-
539 like bionomics and 50% have the *An. funestus*-like bionomics (Table S2) and corresponding
540 impacts from the ITN or ITS interventions (Table 2) given the range in resistance expressed
541 during WHO tube bioassay testing (Table S1) as determined by Nash et al. (2021) [74] and
542 validated in Sherrard-Smith et al. (2022) [67]. Adherence to ITN use is also simulated to wane
543 over time so that by 3 years, half as many people are using the original net. This is a reasonable
544 assumption that net use wanes over time [27]. Each simulation is run for 15 years, the first 6
545 years generate a relative equilibrium before we switch on comparative scenarios (in Figure 6,
546 this is year 0). Pyrethroid-PBO ITNs are implemented every 3 years from the start, depending on
547 the scenario explored, ITS is also implemented on 3-year cycles from year 0 (Figure 6). It is
548 assumed for both that the interventions are deployed overnight and to the target proportion of the
549 population, who immediately replace old nets with the newly distributed ones and gain the

550 benefit from their impact. In reality, it will take longer to provide a community with ITS, but the
551 longer-term gains should level out for this theoretical exploration of epidemiological impacts.

552

553 To consider the potential impact, of each intervention class (pyrethroid-PBO ITNs or insecticide
554 treated house screening), a counterfactual simulation is also run where ITNs are distributed in
555 year -6 and -3 but then no longer deployed. Older nets may still circulate in the population but
556 will have a far lower efficacy given insecticide would have waned and adherence to use fallen to
557 a low level. To estimate reductions in prevalence, the average prevalence in children of 6 to 59
558 months of age, 5-15 years and for all-ages, over years 0-3 for the treatment simulation (C_T) are
559 compared to the corresponding estimate from the counterfactual simulation (C_C). To estimate
560 cases averted, the same age groups are considered across 3 years to generate an estimated
561 number of cases averted per 1,000 population. That is:

$$562 \quad \text{Epidemiological Impact} = \frac{(C_C - C_T)}{C_c}$$

563 Where C can indicate prevalence or cases as required.

564

565 The pyrethroid-PBO ITNs – parameterised using the meta-analysis approach [67, 74] or using
566 the directly comparable approach by generating parameters from the SFS data – and ITS
567 products are simulated as stand-alone or combined interventions (Figure 6). Code is provided as
568 Supplementary Material 2.

569

570 Next, to consider the potential of this novel product, a simple sensitivity analysis is performed on
571 the population ITS coverage and product durability (the mean duration of the mortality inducing
572 impact). The counterfactual is the use of pyrethroid-PBO ITNs, parameterised as per the meta-
573 analysis [67, 74], distributed every 3 years to 60% of the population on deployment. Here, we
574 simulate the median estimated impact from the ITS given increasing cover from 0 to 80% of the
575 community, and for a product that has a mean duration of 1 year through to 5 years.

576

577 **Results**

578 **Experimental validity**

579 Throughout the whole year of natural aging in the experimental hut, the median temperature was
580 27.2°C [Interquartile range (IQR): 24.3-32.6°C] and relative humidity was 82.0% (IQR: 60.8 –
581 93.1%).

582

583 Nightly (6:00 PM to 7:00 AM), the median temperature and relative humidity in chambers
584 outside of the experimental huts was 26.4°C (IQR: 25.2 – 27.2) and 91.4% (IQR: 85.5 – 97.0),
585 respectively. The median indoor temperature of huts installed with ITS was 25.2 °C (22.6 –
586 26.7), and this was similar to huts with Olyset® Plus ITNs 25.0 °C (21.6 – 26.2), and no
587 treatment huts 25.2 °C (24.0-26.3), indicating that ITS did not increase indoor temperature.

588

589 Recaptured mosquitoes from the chambers of the SFS were held at median temperature of
590 25.6°C (IQR: 25.4 – 25.8) and relative humidity of 78.3% (71.9 – 82.4) to assess M72, meeting

591 WHO thresholds for temperature (27 ± 2 °C) and relative humidity ($80\pm 20\%$) for laboratory
592 testing [22] .

593

594 Overall, 85% (13,370 of 15,722) of the mosquitoes released were recaptured in this study: 85%
595 (3,300 of 3,883) *An. arabiensis*, 80% (3,186 of 3,940) *An. funestus*, 87% (3,427 of 3,929) *Cx.*
596 *quinquefasciatus* and 87% (3,457 of 3,970) *Ae. aegypti* mosquitoes. The proportion of overall
597 mosquitoes recaptured varied slightly among the arms with more mosquitoes recaptured in the
598 untreated arm (93%) than the aged Olyset® Plus ITNs (81%), new ITS (78%) and aged ITS
599 (87%) (Table S3).

600

601 **ITS has potential for providing community effect against mosquito vectors**

602 ITS induced mortality to mosquitoes measured at 72 hours. Overall (all strains combined), the
603 M72 among mosquitoes exposed to the aged ITS were similar to those exposed to the aged
604 Olyset® Plus ITNs [51% vs 56%, Odds Ratio (OR): 0.80 (95% Confidence Interval: 0.59 –
605 1.08), p-value = 0.141], whereas the M72 was significantly higher for new ITS [68% vs 55%,
606 OR: 2.25 (95% CI: 1.65 – 3.06), p-value <0.0001] in comparison to aged Olyset® Plus ITNs
607 (Table 3 and Figure 5).

608

609 There was variation in the M72 observed within the strains (Table S4). While *An. arabiensis*, *Cx.*
610 *quinquefasciatus* and *Ae. aegypti* mosquitoes tested against aged ITS died at similar proportions
611 to those exposed to aged Olyset® Plus ITNs ($p>0.05$), a significantly lower M72 was observed

612 for *An. funestus* mosquitoes exposed to the aged ITS arm in comparison to the aged Olyset®
 613 Plus ITNs [66% vs 79%, OR: 0.44 (95% CI: 0.27 – 0.72), p=0.001]. For the new ITS,
 614 significantly higher proportions of *An. arabiensis*, *An. funestus* and *Ae. aegypti* mosquitoes died
 615 at 72 hours after exposure to ITS compared to those exposed to the aged Olyset® plus ITNs,
 616 however no significant difference was found for *Cx. quinquefasciatus* mosquitoes. All treatments
 617 had higher mortality than the untreated arm (Table S4).

618

619 **Table 3: Mortality at 72 hours, blood feeding and deterrence of mosquitoes exposed to**
 620 **Insecticide Treated Eave Nets and Insecticide Treated Window Screens (Insecticide**
 621 **Treated Screening, ITS) compared to a standard of care pyrethroid-PBO net, Olyset Plus**
 622 **in the semi-field system. All mosquito strains combined.**

| Test items | Total recaptured (N) | Total (n) | %Arithmetic mean (95% CI) | OR (95% CI) | P-value |
|-----------------------|----------------------|-----------|---------------------------|------------------------|---------|
| Mortality | | | | | |
| Aged Olyset Plus | 3,209 | 1,748 | 54.9 (50.0 – 59.8) | 1.00 | |
| Aged ITS | 3,424 | 1,670 | 50.6 (45.7 – 55.5) | 0.80 (0.59 – 1.08) | 0.141 |
| New ITS | 3,027 | 2,002 | 67.6 (62.4 – 72.8) | 2.25 (1.65-3.06) | <0.0001 |
| No treatment | 3,710 | 204 | 5.6 (4.7 – 6.5) | 0.03 (0.02 – 0.04) | <0.0001 |
| Blood feeding | | | | | |
| Aged Olyset Plus | | 1,537 | 46.3 (40.7 – 51.9) | 1.00 | |
| Aged ITS | | 511 | 15.5 (12.0 – 19.0) | 0.09 (0.05 – 0.14) | <0.0001 |
| New ITS | | 178 | 6.3 (3.7 – 9.0) | 0.02 (0.01 – 0.03) | <0.0001 |
| No treatment | | 3,447 | 92.8 (90.6 – 95.0) | 66.33 (39.50 – 111.38) | <0.0001 |
| Indoor density | | | | | |
| | | | Median (IQR) | IRR (95% CI) | |
| Aged Olyset Plus | | 1,832 | 13 (8 – 22) | 1.00 | |
| Aged ITS | | 583 | 2 (0 – 6) | 0.25 (0.21 – 0.31) | <0.0001 |
| New ITS | | 271 | 0 (0 – 2) | 0.10 (0.08 – 0.13) | <0.0001 |
| No treatment | | 3,022 | 25 (20 – 29) | 1.73 (1.46 – 2.06) | <0.0001 |

623 Treatment, volunteer, hut, day and species are factor fixed effects and observation as random effect. OR Odds ratio, IQR interquartile range, IRR
 624 incidence rate ratio.

625

626

627 **Figure 5: The proportion of mortality (A) and blood feeding (B), and median indoor**
 628 **density of overall mosquitoes (pyrethroid-resistant *An. arabiensis*, *An. funestus*, *Cx.***
 629 ***quinquefasciatus* and susceptible *Ae. aegypti*) recaptured after exposure to experimental**

630 **huts installed with ITS against the standard of care: Olyset® Plus ITN in the semi-field**
631 **system in Tanzania.**

632

633

634 **ITS provides personal protection**

635 Of all the mosquitoes recaptured, significantly fewer blood-fed mosquitoes were recovered in the
636 experimental huts installed with ITS that were new [6%, OR: 0.02 (95% CI: 0.01 – 0.03), p-
637 value <0.0001] or aged [16%, OR: 0.09 (95% CI: 0.05 – 0.14), p-value <0.0001] compared to
638 huts installed with aged Olyset® Plus ITNs (46%), Table 3 and Figure 5. Almost all the strains
639 had significantly lower proportions of blood feeding in the huts installed with ITS (p<0.0001),
640 with the exception for *An. funestus* mosquitoes, that blood-fed in similar proportions in the huts
641 installed with aged ITS to huts with aged Olyset® Plus ITNs [OR 0.63 (95% CI: 0.32 – 1.24),
642 p=0.182] (Table S5).

643

644 **ITS prevents mosquito indoor entry**

645 Installation of ITS in the experimental huts significantly reduced entry of all mosquito strains
646 tested in this study, both new [median 0, IRR: 0.10 (95% CI: 0.08 – 0.13), p-value <0.0001] and
647 in aged condition [median 2, Incidence Rate Ratio (IRR): 0.25 (95% CI: 0.21 – 0.31), p-value
648 <0.0001] compared to aged Olyset® Plus ITNs with a median 13 mosquitoes caught indoors
649 (Table 3, Figure 5). Reduction in indoor densities was significantly higher for new and aged ITS
650 than aged Olyset® Plus ITNs among all the strains tested (Table S6, Figure 5).

651

652 **Perceived adverse effects**

653 None of the volunteers withdrew from the study due to any perceived adverse effect. Although,
654 sneezing was the common symptom reported by the participants of the trial (Table S7).

655

656 **Quality checks Cone bioassay and Chemical analysis**

657 Median temperature was 26.0°C (IQR: 25.9 – 27.0) and relative humidity was 69.8% (52.4 –
658 76.4) during the implementation of cone bioassays, meeting acceptable, recommended bioassay
659 conditions. Cone bioassays conducted on three pieces (measuring 25 cm X 25 cm) of ITS before
660 the implementation of the SFS revealed complete knockdown (100%) after sixty minutes of
661 exposure and minimum mortality of 73% at 24 hours against *An. arabiensis*, *An. funestus* *Ae.*
662 *aegypti* mosquitoes (Table S8). After the SFS, the proportion of knockdown and mortality from
663 new and aged ITS and Olyset® Plus reduced drastically (Table S8). While the chemical analysis
664 revealed that low deltamethrin content (27%) and PBO synergist (8%) were retained after aging
665 of ITS (Table S9).

666

667 **Simulated Epidemiological potential of ITS**

668 The SFS data indicated that the pyrethroid-PBO ITNs in the tested system (Supplementary
669 Figure 3) were working better than the average parameter estimates for the product derived from
670 a meta-analysis review of experimental huts [67, 74] Table 2. This translates to an improved
671 epidemiological impact simulated in the transmission model for the SFS derived parameters,
672 where the SFS derived parameters are at the upper bound of the meta-analysis derived parameter
673 uncertainty shown in Figure 6A. The reduction in mean prevalence in children of 6 to 59 months
674 of age over 3 years, relative to a scenario simulating the cessation of mass ITNs distribution

675 previously achieving 60% use by the population at implementation, that is achieved by the
676 continuation of the pyrethroid PBO ITN campaign is 30.2 (21.7– 30.9) % for the SFS
677 parameterisation, and 15.2 (3.3 – 21.3) % for the meta-analysis parameters. The additional
678 implementation (given SFS parameters) of the ITS product to cover 60% of the population in a
679 comparable scenario reduces prevalence in the same age cohort by 77 (68 – 81) % (and this is
680 71.4 (62.5 - 78.0) % for the meta-analysis pyrethroid-PBO ITN parameters together with ITS).
681 Used alone, the modelled impact from the ITS remains impressive, achieving a reduction in
682 prevalence among children of 6 to 59 months of 65.2% (51.2 – 72.1) relative to no further ITN
683 campaigns from year 0.

684

685 The sensitivity analysis shows that increasing the durability of the mortality inducing impact and
686 increasing the cover of people within the population who are benefiting from the product is
687 beneficial (Figure 6B and C). Even when the mean duration of impact on mortality is low,
688 between 1 and 2 years, achieving screening for 60% of the population may be able to reduce
689 mean prevalence in children of 6 to 59 months of age over 3 years by 60% compared to no ITNs
690 (Figure 6B), and all age clinical incidence by over 80% (Figure 6C).

691

692 **Figure 6. A transmission simulation exercise to explore potential epidemiological impact from the**
693 **ITS.** A) A theoretical set of scenarios showing the microscopy measured *falciparum* parasite prevalence
694 in children of 6 to 59 months of age over time given implementation of ITNs, and ITS, covering 60% of
695 people on implementation. ITN distribution occurs every 3 years (vertical grey dashed lines). Adherence
696 to use wanes with a mean duration of 3 years, and insecticide durability wanes according to estimates
697 from Sherrard-Smith et al 2022 [67], grey solid line) or the SFS data (grey dashed line). The effect of
698 removing this ITN intervention from year 0 onward is indicated by the blue line (where the corresponding
699 incidence outputs from this simulation are used as the respective counterfactuals for panels B and C). The
700 impact ITS used in addition to ITNs is shown by the solid orange line (with meta-analysis parameters for
701 ITNs), and red line (with SFS data parameters for ITNs). The impact from ITS as an alternative to ITNs is

702 shown as the green line. Uncertainty that is due to the upper and lower estimates shown in Figure 6A are
703 demonstrated by the corresponding polygons. All other model parameters are matched between runs. B)
704 The estimated relative reduction in mean prevalence in children of 6 to 59 months of age given
705 deployment of an ITS with specified population cover and mean duration of mortality impact on
706 mosquitoes, compared to the counterfactual simulation, over the 3 years (time 0 to 3 years in panel A). C)
707 The percentage reduction in all-age clinical incidence against the same counterfactual.

708

709 **Discussion**

710 The most impactful mode of action of vector control products is the ability to induce mortality to
711 mosquito vectors [78, 79], so that it can sufficiently reduce their population size and age to
712 reduce overall burden of disease among users and non-users of the intervention. The
713 experimental huts installed with ITS killed more than half of the pyrethroid-resistant mosquitoes
714 released due to the combination of deltamethrin and PBO synergist incorporated into it [44]. The
715 corresponding modelling exercise offers support that as an additional vector control tool, it is
716 capable of impacting malaria prevalence. The concept of shielding entry points with insecticidal
717 barriers has been shown to be successful in a trial of eave tubes that incorporated an insecticide
718 with mortality as the primary mode of action [35]. Given the increasing resistance to pyrethroids
719 in Africa [18] and the reduced application of IRS [80] for insecticide resistance management the
720 use of non-pyrethroids on ITS would be beneficial [81]. The use of ITS may offer an alternative
721 delivery method for insecticides that are water soluble or with a toxicity profile not suitable for
722 ITNs [5], thus increasing the possible active ingredients available for the control of vector borne
723 diseases.

724

725 A similar proportion of mosquito mortality was observed between huts installed with aged ITS
726 (51%) and aged Olyset® Plus ITNs (55%). Confirmatory cone bioassay and chemical testing
727 also indicated substantial loss of bio efficacy and loss of active ingredient during the process of

728 aging. ITS was exposed to environmental conditions including temperature, wind, and dirt.
729 ITWS was exposed to Ultraviolet (UV) light through the sun light. Studies have shown that
730 degradation of insecticide in nets is principally due to UV [82], and the long term exposure of
731 ITWS to sun light in the animal house might have contributed to the degradation of the
732 insecticide and synergist incorporated within it. While it was not clear if ITENs was exposed to
733 direct sunlight, evaporation might be a major reason for insecticidal loss of the ITENs. The
734 Olyset® Plus ITN used in this experiment was not exposed to direct sun light as it was hung
735 inside the experimental system where temperature (27.2°C) was within tolerance [22], loss in its
736 potency was likely through washing as has been reported elsewhere [83]. As ITS was observed
737 intact after 4 years in the pilot Kenyan study [43], optimisation of the insecticide formulation is
738 needed to retain insecticide content for the duration of the product's life and to ensure cost
739 effective control of vector borne diseases [84]. No holes were observed on the ITS after one year
740 of installation in the animal house.

741

742 The modelling exercise performed here indicates the epidemiological potential of a house
743 screening product that can also induce mosquito mortality. The year-old ITN performed better
744 than the average effects we might have expected from the meta-analyses performed previously
745 [76]. This might be due to a mis-match in our process to artificially age the ITN and what
746 happens in reality, or it might be that the assumptions we make to estimate impacts in the SFS
747 data for the modelling over estimate ITN performance (e.g., our assumption that mosquitoes that
748 are repelled inside the house die). Either way, the ITS outperformed the year-old ITNs. Our like-
749 for-like modelling comparison, however, assumes ITS is implemented overnight to the
750 community at the 60% cover level which is likely not possible, especially as the target

751 population increases in size. The gain from the ITS may be more gradual therefore than depicted
752 in Figure 6.

753

754 The simulation exercise shows that the protective impact can be lasting even as mortality
755 inducing effects wane. An advantage of this product over nets is their capacity to protect all
756 household members equitably. While the model does not target net use to any particular group (a
757 limitation), studies have shown that teenagers are least likely to sleep under mosquito nets [85,
758 86], and social hierarchies sometimes lead to vulnerable household members being exposed
759 through no access to nets [26]. Failing to protect the sleeping space leaves individuals at risk of
760 infection, and even if individual risks of illness are low given acquired immunity, these
761 individuals may act as reservoirs for malaria parasite transmission [87]. The comparative
762 analysis completed may be overestimating the initial impact given the likely longer time required
763 to implement a house screening intervention compared to ITNs that can be deployed almost
764 simultaneously through various operational strategies. Nevertheless, the likely durability of
765 screening will advantage those enjoying its benefits; even while mortality impacts wane, holes
766 are less likely to be accrued than for interventions that are manipulated more often, like ITNS.
767 The sensitivity analysis indicates that even with relatively low cover of 40%, an impressive
768 reduction in prevalence and cases may be achievable with a product that has a mean mortality
769 inducing duration of only 1 to 2 years (Figure 6B, C). The modelling exercise raises the
770 possibility of considering such a product as an alternative to ITNs, though further work is
771 required to ensure adverse environmental impacts are minimised and that no adverse effects for
772 users are experienced.

773

774 While the efficacy of the ITS varied by species the trends were consistent. The proportion of
775 mortality of *An. funestus* mosquitoes was approximately 13% lower in huts installed with aged
776 ITS than aged Olyset® Plus ITNs. This may be due to the insecticide resistance profile of the
777 vector and also its small size enabling it to pass more easily through the ITS. However, it is
778 important that ITS is able to kill *An. funestus* given its competence in transmission of malaria
779 parasite [58]. The use of alternative non-pyrethroid insecticides targeting this species in ITS is
780 warranted.

781

782 While nuisance biting vector: *Cx. quinquefasciatus* and the dengue vector *Ae. aegypti* were not
783 killed in as high proportions as the malaria vector species despite *Ae. aegypti* being susceptible to
784 pyrethroids (Table S1) they were still kept out of houses and prevented from blood feeding. This
785 is extremely important because *Cx. quinquefasciatus* is a nuisance biting mosquito and
786 protection from its bites will increase the likelihood of compliance with the ITS [88]. It is also
787 possible that an intervention designed for malaria control may have some impact on dengue
788 transmission if applied at scale although more work will be required to evaluate this.

789

790 Although ITS lost the majority (>70%) of their AI due to the high release rate technique, it was
791 still able to prevent blood feeding and reduced mosquito entry into the huts installed with ITS.
792 This is consistent with studies that have investigated house modification and insecticide treated
793 eave nets [48, 49]. This was contributed by the physical barrier provided by the intact netting. In
794 addition, given that there was still a little amount of AI on them, a sublethal dose of insecticide

795 may have induce disorientation or prevent host seeking that also impact disease transmission [78,
796 89] and may eventually lead to mosquito mortality [90].

797

798 The risks (low mortality, high blood feeding and low deterrence) to mosquito in the huts without
799 any treatment was extremely high, depicting the need that no house in the community should be
800 left without any intervention. Considering that the use-life of ITNs, the conventional tool life is
801 less than two years [91], whereas mass campaigns are often conducted every three years [10],
802 indicates that many households are left unprotected in the community. This scenario may be the
803 cause of stagnant or rebound of malaria prevalence in that setting, as demonstrated in Zambia
804 [57]. Use of ITS as house modification tools are thought to be long lasting due to the low
805 interaction with them compared to ITNs, therefore a scale up of this intervention is required so
806 that when access to ITNs decline, and community waiting for campaigns or keep up, ITS will
807 continue to provide protection.

808

809 There was a consistently higher number of mosquitoes recaptured in the hut without treatment.
810 This was due to the ability of ants to gain access into the SFS. It appeared that the recapturing
811 relied on how efficacious the treatments are in terms of mortality, in that recapture was lowest in
812 the experimental huts with the new ITS having the highest mortality at 72 hours, indicating that
813 mosquitoes exposure to the insecticide made them vulnerable to be eaten by predators, probably
814 due to the knockdown or sub lethal dose [90]. This was also supported by an estimated Pearson
815 Correlation of -0.0641 with a p-value of 0.0037 between the number of mosquitoes recaptured
816 and number of dead mosquitoes. Ants were indeed observed in the SFS in the first round of the

817 tests and were controlled using four ant bait stations manufactured by Neudorff, Switzerland.
818 Each station were placed out of each chamber, therefore their presence was unlikely to have an
819 impact on the observed efficacy of ITS, although ant control is an essential prerequisite of SFS
820 experiments.

821

822 Perceived adverse effects, especially sneezing was reported among all the sleepers in all the huts,
823 although this was more common with those that slept under the treated arm, indicating a
824 response towards the exposure to the pyrethroids-PBO [22], the observed side effects are
825 tolerable.

826

827 The SFS provides a reliable assay to measure the efficacy of this tool that requires collection of
828 mosquitoes that have encounters the insecticidal screens to observe endpoints [89]. Bioassays are
829 often needed to measure efficacy of vector control tools before they can be recommended or
830 listed for public use [22, 45]. Considering the robustness on capturing important endpoints used
831 in decision making of vector products, especially on mortality, it then makes it a feasible
832 bioassay for assessing new house modification tools under semi-field settings and has been
833 conducted in a number of settings [48, 92, 93]. SFS bioassays are useful because these
834 experiments can be conducted all year round because they rely on laboratory mosquitoes of a set
835 density, physiological status, and recapture of mosquitoes will allow reliable estimation of the
836 efficacy. Use of laboratory reared insects allows safe work with arbovirus vectors in areas of
837 ongoing arbovirus transmission [94].

838

839 Although the study was relatively high throughput given the sufficient replicates and natural
840 aging of the products and control of the bioassay. Studies for over three years would have
841 provided information to the comparative efficacy of the product to ITNs. We recommend future
842 studies to be conducted with ITS aged for a longer period and with slow release non-pyrethroid
843 insecticides. In the scenario analysis, we assumed relatively high indoor biting behaviours for
844 mosquitoes given the estimates observed in SSA [38], and this will render greater impacts than
845 for areas where mosquitoes show greater exophilic behaviours – however this is true too for
846 other indoor interventions [95]. Our model parameters are based on a single SFS study. The
847 estimated parameters for the ITN tested show impacts in the upper region of the meta-analysis
848 for ITNs [67, 74], so caution is needed given the results may be less powerful if repeated
849 elsewhere, and it may be useful to investigate other bioassays to evidence impact. Our
850 assumption on mosquitoes having to pass the housing barrier twice, improved the benefits from
851 the ITS. But this seems reasonable as the barrier, and corresponding potential for mosquitoes to
852 contact the mortality-inducing chemistries, remains in place as a mosquito tries to exit. Some
853 may be able to leave via doors, but we have not empirically tested this here and our assumption
854 is that this is not occurring. Empirical studies are needed for the product to allow the model to be
855 validated if using SFS systems, or other assays, to determine and quantify the mechanism of
856 action for modelling to be robust enough to extrapolate results more widely.

857

858 **Conclusion**

859 Our work strongly suggests that ITS can be an efficacious tool for controlling vectors
860 transmitting malaria, and dengue, and those known for nuisance biting in a semi-field setting.

861 Given its simplicity, it should be considered as an additional (or stand-alone) tool alongside
862 behavioural change educational efforts to encourage the repurposing of old ITNs for house
863 screening. Given the tools' simplicity, motivation for repurposing of aged ITNs in the
864 community for house modification will provide protection against vector mosquitoes. The design
865 of low contacts with residents also allows for exploration of higher doses of insecticide or
866 utilisation of non-classical insecticide for insecticide maintenance.

867

868 **Abbreviations**

869 *Ae:* *Aedes*

870 *AI:* Active Ingredients

871 *An:* *Anopheles*

872 *CI:* Confidence Interval

873 *Cx:* *Culex*

874 *dh:* Degree of hardness

875 *HPLC:* High Performance Liquid Chromatography

876 *IHI:* Ifakara Health Institute

877 *IQR:* Interquartile range

878 *IRR:* Incidence Rate Ratio

879 *IRS:* Indoor Residual Spraying

880 *ITENs:* Insecticide Treated Eave Nets

- 881 ITNs Insecticide Treated Nets
- 882 ITWS: Insecticide Treated Window Screens
- 883 M: Metres
- 884 M72 Mortality at 72 hours
- 885 OR: Odds ratio
- 886 PBO: piperonyl-butoxide
- 887 PPA: Personal Protective Equipment
- 888 RH: Relative Humidity
- 889 SFS: Semi-field System
- 890 SSA: sub-Saharan Africa
- 891 UV: Ultraviolet
- 892 WHO: World Health Organization

893

894 **Declaration of interest**

895 OGO, SN, AB, IM, JBM, and SJM test vector control tools for private and public companies
896 including Moon Netting., RB works for Moon Netting, and OS consults on design of vector
897 control tools for private and public companies including Moon Netting. All authors declare no
898 conflict of interest.

899

900 **Contributors**

901 OGO designed and implemented the experiment, collected and analysed data, and drafted the
902 manuscript for publication. RJS conceived and implemented the model, and significantly
903 contributed to the revision. SN, ABM, DK, and AN collected the data and contributed to the
904 revision of the manuscript. JM and JLL designed the SFS system and revised the manuscript.
905 ZMM and EM contributed to the designing of the study and revised the manuscript. RP provided
906 logistics and revised the manuscript. RB and OS manufactured ITS, advised on the testing
907 modality and revised the manuscript, they were not involved in data collection or analysis. JS
908 provided substantial contribution to the revision of the manuscript. ESS conceived and
909 implemented the model, drafted the model descriptions and significantly contributed to the
910 revision. JB and SJM conceived the study, supervised the study and extensively contributed to
911 the revision. All the authors approved the final draft of the manuscript for publication.

912

913 **Acknowledgements**

914 A well-deserved appreciation to the volunteers for participating in the study and the VCPTU's
915 team for their hard work and contribution towards the implementation of the study. A special
916 appreciation to Mrs Ester Mbega, and Mrs Ritha Kisava for their unflinching administrative
917 support and Mr. Mzee Mangapi for rearing the mosquitoes used in the study. We also acknowledge
918 the efforts of the team at Biolytrics Vietnam Co., Ltd, Hanoi, Vietnam, Vegro Aps, Copenhagen,
919 Denmark and MCC47, Montpellier, France for developing the insecticide used in this study. We
920 acknowledge Rob McCann from the Center for Vaccine Development and Global Health,

921 University of Maryland School of Medicine, Baltimore, USA, for scientific input on the modelling
922 work.

923

924 **Ethics approval and consent to participate**

925 Participants (adults male) were enrolled from the villages at close proximity to IHI Bagamoyo,
926 based on written informed consent. Technicians that reared mosquitoes and tested the
927 insecticides in this study were trained and provided with necessary personal protection
928 equipment. Volunteers were screened for malaria weekly when participating in the study. The
929 approval to conduct the study was granted by the Ifakara Health Institute-Institutional Review
930 Board (IHI/IRB/No: 19-2020), National Institute for Medical Research Tanzania (NIMR),
931 Tanzania (NIMR/HQ/R.8a/Vol.IX/3473) and London School of Hygiene and Tropical Medicine
932 (LSHTM) Observational / Interventions Research Ethics Committee (21639 – 1).

933

934 **Funding**

935 The study is funded by the United Kingdom Medical Research Council Joint Global Health
936 Trials (Grant number: MR/T0036771 & EPIDZR44).
937 ESS is funded by a UKRI Future Leaders Fellowship from the Medical Research Council
938 (MR/T041986/1). ESS and RJS acknowledge funding from the MRC Centre for Global
939 Infectious Disease Analysis (reference MR/R015600/1), jointly funded by the UK Medical
940 Research Council (MRC) and the UK Foreign, Commonwealth & Development Office (FCDO),
941 under the MRC/FCDO Concordat agreement and is also part of the EDCTP2 programme
942 supported by the European Union.

943

944 **Availability of data and materials**

945 Data is available in supplementary data 1.

946

947 **Consent for publication**

948 Permission to publish was sought from National Institute of Medical Research (NIMR),

949 Tanzania.

950

951 **References**

952 1. Bhatt S, Weiss DJ, Cameron E, Bisanzio D, Mappin B, Dalrymple U, et al. The effect of

953 malaria control on Plasmodium falciparum in Africa between 2000 and 2015. *Nature*.

954 2015;526(7572):207-11. Epub 2015/09/17. doi: 10.1038/nature15535. PubMed PMID:

955 26375008; PubMed Central PMCID: PMC4820050.

956 2. World Health Organization. World Malaria report. WHO publications: 2023.

957 3. World Health Organization. WHO Global Malaria Programme: Position Statement on

958 ITNs <http://www.who.int/malaria/publications/atoz/itnspospaperfinal.pdf>. Geneva: World Health

959 Organization, 2007.

960 4. World Health Organization. Operational manual on indoor residual spraying: control of

961 vectors of malaria, Aedes-borne diseases, Chagas disease, leishmaniases and lymphatic filariasis.

962 Geneva: World Health Organization, 2023.

963 5. Hoppé M, Hueter OF, Bywater A, Wege P, Maienfisch P. Evaluation of Commercial

964 Agrochemicals as New Tools for Malaria Vector Control. *Chimia (Aarau)*. 2016;70(10):721-9.

965 doi: 10.2533/chimia.2016.721. PubMed PMID: 27779931.

- 966 6. Rehman AM, Coleman M, Schwabe C, Baltazar G, Matias A, Gomes IR, et al. How
967 much does malaria vector control quality matter: the epidemiological impact of holed nets and
968 inadequate indoor residual spraying. *PLoS One*. 2011;6(4):e19205. Epub 2011/05/12. doi:
969 10.1371/journal.pone.0019205. PubMed PMID: 21559436; PubMed Central PMCID:
970 PMC3084796.
- 971 7. Levitz L, Janko M, Mwandagalirwa K, Thwai KL, Likwela JL, Tshetu AK, et al. Effect
972 of individual and community-level bed net usage on malaria prevalence among under-fives in the
973 Democratic Republic of Congo. *Malar J*. 2018;17(1):39. Epub 2018/01/20. doi: 10.1186/s12936-
974 018-2183-y. PubMed PMID: 29347953; PubMed Central PMCID: PMC5774036.
- 975 8. Pryce J, Richardson M, Lengeler C. Insecticide-treated nets for preventing malaria.
976 *Cochrane Database Syst Rev*. 2018;11(11):CD000363. Epub 2018/11/07. doi:
977 10.1002/14651858.CD000363.pub3. PubMed PMID: 30398672; PubMed Central PMCID:
978 PMC6418392 CL has no known conflicts of interest.
- 979 9. William A. Hawley PAP-H, Feiko O. Ter Kuile, Dianne J. Terlouw, John M. Vulule,
980 Maurice Ombok, Bernard L. Nahlen, John E. Gimnig, Simon K. Kariuki, Margarette S. Kolczak,
981 and Allen W. Hightower Community-wide effects of permethrin-treated bed nets on child
982 mortality and malaria morbidity in Western Kenya. *The American Society of Tropical Medicine
983 and Hygiene* 2003;68(4):121-7.
- 984 10. World Health Organization. Achieving and maintaining universal coverage with long-
985 lasting insecticidal nets for malaria control. 2017.
- 986 11. World Health Organization. Indoor residual spraying. Use of indoor residual spraying for
987 scaling up global malaria control and elimination. WHO Geneva. 2006.

- 988 12. WHO. WHO Guidelines for malaria WHO/UCN/GMP/2023. Geneva: World Health
989 Organisation, 2023.
- 990 13. Cavany SM, España G, Lloyd AL, Waller LA, Kitron U, Astete H, et al. Optimizing the
991 deployment of ultra-low volume and targeted indoor residual spraying for dengue outbreak
992 response. *PLOS Computational Biology*. 2020;16(4). doi: 10.1371/journal.pcbi.1007743.
- 993 14. Lindsay SW, Snow RW, Armstrong JR, Greenwood BM. Permethrin-impregnated
994 bednets reduce nuisance arthropods in Gambian houses. *Med Vet Entomol*. 1989;3(4):377-83.
- 995 15. Ochomo E, Rund SSC, Mthawanji RS, Antonio-Nkondjio C, Machani M, Samake S, et
996 al. Mosquito control by abatement programmes in the United States: perspectives and lessons for
997 countries in sub-Saharan Africa. *Malar J*. 2024;23(1):8. Epub 20240104. doi: 10.1186/s12936-
998 023-04829-3. PubMed PMID: 38178145; PubMed Central PMCID: PMC6518585.
- 999 16. World Health Organization. Disease Outbreak News; Dengue – Global situation. 2023.
- 1000 17. Alaniz AJ, Carvajal MA, Bacigalupo A, Cattan PE. Global spatial assessment of *Aedes*
1001 *aegypti* and *Culex quinquefasciatus*: a scenario of Zika virus exposure. *Epidemiol Infect*.
1002 2018;147:e52. Epub 2018/11/27. doi: 10.1017/S0950268818003102. PubMed PMID: 30474578;
1003 PubMed Central PMCID: PMC6518585.
- 1004 18. Ranson H, Lissenden N. Insecticide Resistance in African Anopheles Mosquitoes: A
1005 Worsening Situation that Needs Urgent Action to Maintain Malaria Control. *Trends Parasitol*.
1006 2016;32(3):187-96. Epub 2016/02/02. doi: 10.1016/j.pt.2015.11.010. PubMed PMID: 26826784.
- 1007 19. Abuelmaali SA, Elaagip AH, Basheer MA, Frah EA, Ahmed FT, Elhaj HF, et al. Impacts
1008 of agricultural practices on insecticide resistance in the malaria vector *Anopheles arabiensis* in
1009 Khartoum State, Sudan. *PLoS One*. 2013;8(11):e80549. Epub 2013/11/22. doi:

1010 10.1371/journal.pone.0080549. PubMed PMID: 24260414; PubMed Central PMCID:
1011 PMCPMC3832379.

1012 20. Matowo NS, Tanner M, Munhenga G, Mapua SA, Finda M, Utzinger J, et al. Patterns of
1013 pesticide usage in agriculture in rural Tanzania call for integrating agricultural and public health
1014 practices in managing insecticide-resistance in malaria vectors. *Malar J.* 2020;19(1):257. Epub
1015 2020/07/18. doi: 10.1186/s12936-020-03331-4. PubMed PMID: 32677961; PubMed Central
1016 PMCID: PMCPMC7364647.

1017 21. Tapa A, Kengne-Ouafo JA, Djova VS, Tchouakui M, Mugenzi LMJ, Djouaka R, et al.
1018 Molecular Drivers of Multiple and Elevated Resistance to Insecticides in a Population of the
1019 Malaria Vector *Anopheles gambiae* in Agriculture Hotspot of West Cameroon. *Genes (Basel).*
1020 2022;13(7). Epub 2022/07/28. doi: 10.3390/genes13071206. PubMed PMID: 35885989;
1021 PubMed Central PMCID: PMCPMC9316901.

1022 22. World Health Organization. WHO guideline for the prequalification assessment of
1023 insecticide treated nets. 2023.

1024 23. Brake S, Gomez-Maldonado D, Hummel M, Zohdy S, Peresin MS. Understanding the
1025 current state-of-the-art of long-lasting insecticide nets and potential for sustainable alternatives.
1026 *Curr Res Parasitol Vector Borne Dis.* 2022;2:100101. Epub 2022/10/18. doi:
1027 10.1016/j.crvbd.2022.100101. PubMed PMID: 36248356; PubMed Central PMCID:
1028 PMCPMC9562956.

1029 24. Kilian A, Lawford H, Ujuju CN, Abeku TA, Nwokolo E, Okoh F, et al. The impact of
1030 behaviour change communication on the use of insecticide treated nets: a secondary analysis of
1031 ten post-campaign surveys from Nigeria. *Malar J.* 2016;15(1):422. Epub 2016/08/21. doi:

1032 10.1186/s12936-016-1463-7. PubMed PMID: 27542940; PubMed Central PMCID:
1033 PMCPMC4992294.

1034 25. Ikenna C Eze KK, Amina Msengwa, Renata Mandike and Christian Lengeler. Mass
1035 distribution of free insecticide-treated nets do not interfere with continuous net distribution in
1036 Tanzania. *Malaria Journal*. 2014;13(doi: 10.1186/1475-2875-13-196.):196.

1037 26. Guglielmo F, Ranson H, Sagnon N, Jones C. The issue is not 'compliance': exploring
1038 exposure to malaria vector bites through social dynamics in Burkina Faso. *Anthropol Med*.
1039 2021;28(4):508-25. Epub 2021/05/11. doi: 10.1080/13648470.2021.1884185. PubMed PMID:
1040 33970705; PubMed Central PMCID: PMCPMC7613283.

1041 27. Bertozzi-Villa A, Bever CA, Koenker H, Weiss DJ, Vargas-Ruiz C, Nandi AK, et al.
1042 Maps and metrics of insecticide-treated net access, use, and nets-per-capita in Africa from 2000-
1043 2020. *Nature Communications*. 2021;12(1). doi: 10.1038/s41467-021-23707-7.

1044 28. Koenker H, Worges M, Kamala B, Gitanya P, Chacky F, Lazaro S, et al. Annual
1045 distributions of insecticide-treated nets to schoolchildren and other key populations to maintain
1046 higher ITN access than with mass campaigns: a modelling study for mainland Tanzania. *Malar J*.
1047 2022;21(1):246. Epub 2022/08/27. doi: 10.1186/s12936-022-04272-w. PubMed PMID:
1048 36028866; PubMed Central PMCID: PMCPMC9417077.

1049 29. Oladoyinbo TO, Adeogun AO, Babalola AS, Babatunde M, Ladipo OT, Olarinde TI, et
1050 al. Factors Affecting Willingness to Use Indoor Residual Spraying Among Pregnant Women
1051 Attending Antenatal Care in Hyperendemic State of West Africa: A Random Survey. *J Med*
1052 *Entomol*. 2021;58(6):2368-75. Epub 2021/07/31. doi: 10.1093/jme/tjab132. PubMed PMID:
1053 34327539.

- 1054 30. Aghajanyan A, Riley M, Tesso E, Won N, Dawadi S, Sanchez A, et al. PMI IRS Country
1055 Programs: 2022 Comparative Cost Analysis. 2023. Epub April 2023.
- 1056 31. Yukich J, Digre P, Scates S, Boydens L, Obi E, Moran N, et al. Incremental cost and
1057 cost-effectiveness of the addition of indoor residual spraying with pirimiphos-methyl in sub-
1058 Saharan Africa versus standard malaria control: results of data collection and analysis in the Next
1059 Generation Indoor Residual Sprays (NgenIRS) project, an economic-evaluation. *Malaria Journal*.
1060 2022;21(1):185. doi: 10.1186/s12936-022-04160-3.
- 1061 32. Rock Aïkpon MS, Filémon Tokponon, Mariam Okè, Olivier Oussou, Frédéric Oké-
1062 Agbo, Raymond Beach and Martin Akogbéto. Good performances but short lasting efficacy of
1063 Actellic 50 EC Indoor Residual Spraying (IRS) on malaria transmission in Benin, West Africa.
1064 *Parasites & Vectors*. 2014;7:256. doi: 10.1186/1756-3305-7-256.
- 1065 33. Lucy S. Tusting CB, Harry Gibson, Immo Kleinschmidt, Andrew J. Tatem, Steve W.
1066 Lindsay, Peter W. Gething. Housing Improvements and Malaria Risk in Sub-Saharan Africa: A
1067 Multi-Country Analysis of Survey Data. *PLoS Med*. 2017;14:2. doi:
1068 10.1371/journal.pmed.1002234.
- 1069 34. Furnival-Adams J, Olanga EA, Napier M, Garner P. House modifications for preventing
1070 malaria. *Cochrane Database Syst Rev*. 2021;1:CD013398. Epub 2021/01/21. doi:
1071 10.1002/14651858.CD013398.pub3. PubMed PMID: 33471371; PubMed Central PMCID:
1072 PMCPMC8642787.
- 1073 35. Eleanore D Sternberg JC, Ludovic P Ahoua Alou, Serge Brice Assi, Alphonsine A Koffi,
1074 Dimi T Doudou, Carine J Aoura, Rosine Z Wolie, Welbeck A Oumbouke, Eve Worrall, Immo
1075 Kleinschmidt, Raphael N'Guessan, and Matthew B Thomas. Impact and cost-effectiveness of a
1076 lethal house lure against malaria transmission in central Côte d'Ivoire: a two-arm, cluster-

1077 randomised controlled trial. *Lancet* (London, England). 2021;397, 10276 (2021) 805-815. doi:
1078 10.1016/S0140-6736(21)00250-6.

1079 36. Huho B, Briet O, Seyoum A, Sikaala C, Bayoh N, Gimnig J, et al. Consistently high
1080 estimates for the proportion of human exposure to malaria vector populations occurring indoors
1081 in rural Africa. *Int J Epidemiol*. 2013;42(1):235-47. Epub 2013/02/12. doi: 10.1093/ije/dys214.
1082 PubMed PMID: 23396849; PubMed Central PMCID: PMC3600624.

1083 37. Kirby MJ, Green C, Milligan PM, Sismanidis C, Jasseh M, Conway DJ, et al. Risk
1084 factors for house-entry by malaria vectors in a rural town and satellite villages in The Gambia.
1085 *Malar J*. 2008;7:2. PubMed PMID: 18179686.

1086 38. Sherrard-Smith E, Skarp JE, Beale AD, Fornadel C, Norris LC, Moore SJ, et al.
1087 Mosquito feeding behavior and how it influences residual malaria transmission across Africa.
1088 *Proc Natl Acad Sci U S A*. 2019;116(30):15086-95. Epub 2019/07/10. doi:
1089 10.1073/pnas.1820646116. PubMed PMID: 31285346; PubMed Central PMCID:
1090 PMC6660788.

1091 39. Egid BR, Coulibaly M, Dadzie SK, Kamgang B, McCall PJ, Sedda L, et al. Review of
1092 the ecology and behaviour of *Aedes aegypti* and *Aedes albopictus* in Western Africa and
1093 implications for vector control. *Curr Res Parasitol Vector Borne Dis*. 2022;2:100074. Epub
1094 2022/06/22. doi: 10.1016/j.crpvbd.2021.100074. PubMed PMID: 35726222; PubMed Central
1095 PMCID: PMC7612875.

1096 40. Okumu F. The paradigm of eave tubes: scaling up house improvement and optimizing
1097 insecticide delivery against disease-transmitting mosquitoes. *Malar J*. 2017;16(1):207. Epub
1098 2017/05/21. doi: 10.1186/s12936-017-1859-z. PubMed PMID: 28526047; PubMed Central
1099 PMCID: PMC5438516.

- 1100 41. Jatta E, Jawara M, Bradley J, Jeffries D, Kandeh B, Knudsen JB, et al. How house design
1101 affects malaria mosquito density, temperature, and relative humidity: an experimental study in
1102 rural Gambia. *The Lancet Planetary Health*. 2018;2(11):e498-e508. doi: 10.1016/s2542-
1103 5196(18)30234-1.
- 1104 42. Martin T.O. Odhiambo JMV, Yaw A. Afrane, Maurice Ombok,, Rune Bosselmann OS.
1105 Supplementary effect and durability of prototype insecticide-treated eave curtains on indoor
1106 resting mosquitoes in Kadibo division, Western Kenya. *MalariaWorld Journal*. 2016;7, No. 11.
- 1107 43. Odufuwa OG, Moore SJ, Mboma ZM, Mbuba E, Muganga JB, Moore J, et al.
1108 Insecticide-treated eave nets and window screens for malaria control in Chalinze district,
1109 Tanzania: a study protocol for a household randomised control trial. *Trials*. 2022;23(1):578.
1110 Epub 2022/07/20. doi: 10.1186/s13063-022-06408-4. PubMed PMID: 35854371; PubMed
1111 Central PMCID: PMC9295261.
- 1112 44. Gleave K, Lissenden N, Chaplin M, Choi L, Ranson H. Piperonyl butoxide (PBO)
1113 combined with pyrethroids in insecticidetreated nets to prevent malaria in Africa (Review).
1114 *Cochrane Database of Systematic Reviews*. 2021;(5). doi: 10.1002/14651858.CD012776.pub3.
- 1115 45. World Health Organization. Guidelines for testing mosquito adulticides for indoor
1116 residual spraying and treatment of mosquito nets. WHO/CDS/NTD/WHOPES/GCDPP/20063.
1117 2006.
- 1118 46. Barreaux AMG, N'Guessan B, Koffi AA, N'Guessan R, Oumbouke WA, Tia IZ, et al.
1119 Semi-field studies to better understand the impact of eave tubes on mosquito mortality and
1120 behaviour. *Mal J*. 2018;17(306).

- 1121 47. Sternberg ED, Ng'habi KR, Lyimo IN, Kessy ST, Farenhorst M, Thomas MB, et al. Eave
1122 tubes for malaria control in Africa: initial development and semi-field evaluations in Tanzania.
1123 *Malaria Journal*. 2016;15(1):447. doi: 10.1186/s12936-016-1499-8.
- 1124 48. Abong'o B, Agumba S, Moshi V, Simwero J, Otima J, Ochomo E. Insecticide treated
1125 eaves screens provide additional marginal protection compared to untreated eave screens under
1126 semi-field conditions in western Kenya. *Malaria World J*. 2024;15:1. Epub 2024/02/07. doi:
1127 10.5281/zenodo.10567425. PubMed PMID: 38322708; PubMed Central PMCID:
1128 PMCPMC10842374.
- 1129 49. Saili K, de Jager C, Masaninga F, Sangoro OP, Nkya TE, Likulunga LE, et al. House
1130 Screening Reduces Exposure to Indoor Host-Seeking and Biting Malaria Vectors: Evidence from
1131 Rural South-East Zambia. *Trop Med Infect Dis*. 2024;9(1). Epub 2024/01/22. doi:
1132 10.3390/tropicalmed9010020. PubMed PMID: 38251217; PubMed Central PMCID:
1133 PMCPMC10821011.
- 1134 50. Manrique-Saide P, Herrera-Bojorquez J, Medina-Barreiro A, Trujillo-Pena E, Villegas-
1135 Chim J, Valadez-Gonzalez N, et al. Insecticide-treated house screening protects against Zika-
1136 infected *Aedes aegypti* in Merida, Mexico. *PLoS Negl Trop Dis*. 2021;15(1):e0009005. Epub
1137 2021/01/20. doi: 10.1371/journal.pntd.0009005. PubMed PMID: 33465098; PubMed Central
1138 PMCID: PMCPMC7853519.
- 1139 51. Okumu FO, Moore J, Mbeyela E, Sherlock M, Sangusangu R, Ligamba G, et al. A
1140 modified experimental hut design for studying responses of disease-transmitting mosquitoes to
1141 indoor interventions: the ifakara experimental huts. *PLoS One*. 2012;7(2):e30967. Epub
1142 2012/02/22. doi: 10.1371/journal.pone.0030967. PubMed PMID: 22347415; PubMed Central
1143 PMCID: PMC3276535.

- 1144 52. Williams E. Experimental Designs Balanced for the Estimation of Residual Effects of
1145 Treatments. Australian Journal of Scientific Research. 1949;2:149 - 68. doi:
1146 10.1071/CH9490149.
- 1147 53. U.S. President's Malaria Initiative. Tanzania (Mainland) Malaria Operational Plan. 2023.
- 1148 54. WHO. Technical consultation on determining non-inferiority of vector control products
1149 within an established class. 2021.
- 1150 55. Martin JL, Mosha FW, Lukole E, Rowland M, Todd J, Charlwood JD, et al. Personal
1151 protection with PBO-pyrethroid synergist-treated nets after 2 years of household use against
1152 pyrethroid-resistant Anopheles in Tanzania. Parasit Vectors. 2021;14(1):150. Epub 2021/03/12.
1153 doi: 10.1186/s13071-021-04641-5. PubMed PMID: 33691742; PubMed Central PMCID:
1154 PMCPMC7944899.
- 1155 56. Mosha JF, Kulkarni MA, Lukole E, Matowo NS, Pitt C, Messenger LA, et al.
1156 Effectiveness and cost-effectiveness against malaria of three types of dual-active-ingredient
1157 long-lasting insecticidal nets (LLINs) compared with pyrethroid-only LLINs in Tanzania: a four-
1158 arm, cluster-randomised trial. Lancet. 2022;399(10331):1227-41. Epub 2022/03/28. doi:
1159 10.1016/S0140-6736(21)02499-5. PubMed PMID: 35339225; PubMed Central PMCID:
1160 PMCPMC8971961.
- 1161 57. Nawa M, Hangoma P, Morse AP, Michelo C. Investigating the upsurge of malaria
1162 prevalence in Zambia between 2010 and 2015: a decomposition of determinants. Malar J.
1163 2019;18(1):61. Epub 2019/03/09. doi: 10.1186/s12936-019-2698-x. PubMed PMID: 30845998;
1164 PubMed Central PMCID: PMCPMC6407176.
- 1165 58. Mapua SA, Hape EE, Kihonda J, Bwanary H, Kifungo K, Kilalangongono M, et al.
1166 Persistently high proportions of plasmodium-infected Anopheles funestus mosquitoes in two

1167 villages in the Kilombero valley, South-Eastern Tanzania. *Parasite Epidemiol Control*.
1168 2022;18:e00264. Epub 2022/08/13. doi: 10.1016/j.parepi.2022.e00264. PubMed PMID:
1169 35959316; PubMed Central PMCID: PMCPMC9357827.

1170 59. Ntabaliba W, Vavassori L, Stica C, Makungwa N, Odufuwa OG, Swai JK, et al. Life
1171 expectancy of *Anopheles funestus* is double that of *Anopheles arabiensis* in southeast Tanzania
1172 based on mark-release-recapture method. *Sci Rep*. 2023;13(1):15775. Epub 2023/09/22. doi:
1173 10.1038/s41598-023-42761-3. PubMed PMID: 37737323; PubMed Central PMCID:
1174 PMCPMC10516982.

1175 60. Matowo NS, Abbasi S, Munhenga G, Tanner M, Mapua SA, Oullo D, et al. Fine-scale
1176 spatial and temporal variations in insecticide resistance in *Culex pipiens* complex mosquitoes in
1177 rural south-eastern Tanzania. *Parasit Vectors*. 2019;12(1):413. Epub 2019/08/25. doi:
1178 10.1186/s13071-019-3676-4. PubMed PMID: 31443737; PubMed Central PMCID:
1179 PMCPMC6708135.

1180 61. Ngingo BL, Mboera LEG, Chengula A, Machelo I, Makange MR, Msolla M, et al.
1181 *Aedes aegypti* abundance, larval indices and risk for dengue virus transmission in Kinondoni
1182 district, Tanzania. *Trop Med Health*. 2022;50(1):1. Epub 2022/01/05. doi: 10.1186/s41182-021-
1183 00395-z. PubMed PMID: 34980286; PubMed Central PMCID: PMCPMC8725502.

1184 62. World Health Organization. Guidelines for laboratory and field-testing of long-lasting
1185 insecticidal nets. 2013.

1186 63. Mbuba E, Odufuwa OG, Moore J, Mmbaga S, Tchicaya E, Edi C, et al. Multi-country
1187 evaluation of the durability of pyrethroid plus piperonyl-butoxide insecticide-treated nets: study
1188 protocol. *Malar J*. 2023;22(1):30. Epub 2023/01/29. doi: 10.1186/s12936-023-04465-x. PubMed
1189 PMID: 36707886; PubMed Central PMCID: PMCPMC9881340.

1190 64. Odufuwa OG, Bradley J, Ngonyani S, Mpelepele AB, Matanila I, Muganga JB, et al.
1191 Time of exposure and assessment influence the mortality induced by insecticides against
1192 metabolic resistant mosquitoes. *Parasit Vectors*. 2024;17(1):103. Epub 2024/03/03. doi:
1193 10.1186/s13071-024-06190-z. PubMed PMID: 38431631; PubMed Central PMCID:
1194 PMCPMC10908098.

1195 65. Abbott WS. A method for computing the effectiveness of an insecticide. *Journal of*
1196 *Economic Entomology*. 1925;18:265-7.

1197 66. Charles G, Winskill P, Topazian H, Challenger J, Fitzjohn R, Sheppard R, et al.
1198 *malariasimulation: An individual based model for malaria*. . R package version 160 2023.

1199 67. Sherrard-Smith E, Ngufor C, Sanou A, Guelbeogo MW, N'Guessan R, Elobolobo E, et al.
1200 Inferring the epidemiological benefit of indoor vector control interventions against malaria from
1201 mosquito data. *Nat Commun*. 2022;13(1):3862. Epub 2022/07/06. doi: 10.1038/s41467-022-
1202 30700-1. PubMed PMID: 35790746; PubMed Central PMCID: PMCPMC9256631.

1203 68. Winskill P, Slater HC, Griffin JT, Ghani AC, Walker PGT. The US President's Malaria
1204 Initiative, *Plasmodium falciparum* transmission and mortality: A modelling study. *PLoS Med*.
1205 2017;14(11):e1002448. Epub 2017/11/22. doi: 10.1371/journal.pmed.1002448. PubMed PMID:
1206 29161259; PubMed Central PMCID: PMCPMC5697814 case and allocation modelling and
1207 country planning support. ACG discloses financial consultancy services to the Global Fund to
1208 support investment case and allocation modelling and country planning support and unrestricted
1209 research grants from a range of funders, including BMGF, UK Medical Research Council, The
1210 Wellcome Trust, NIH, Malaria Vaccine Initiative, Medicines for Malaria Venture, Integrated
1211 Vector Control Consortium, and Gavi. She is also a member of WHO Malaria Policy Advisory
1212 Committee and of WHO Global Technical Strategy for Malaria Scientific Committee. HCS

1213 discloses her consultancy from the Global Fund for country support planning and modelling
1214 impact of national malaria elimination strategies.

1215 69. White MT, Griffin JT, Churcher TS, Ferguson NM, Basanez MG, Ghani AC. Modelling
1216 the impact of vector control interventions on *Anopheles gambiae* population dynamics. *Parasit*
1217 *Vectors*. 2011;4:153. Epub 2011/07/30. doi: 10.1186/1756-3305-4-153. PubMed PMID:
1218 21798055; PubMed Central PMCID: PMCPMC3158753.

1219 70. Killeen GF, Kiware SS, Okumu FO, Sinka ME, Moyes CL, Massey NC, et al. Going
1220 beyond personal protection against mosquito bites to eliminate malaria transmission: population
1221 suppression of malaria vectors that exploit both human and animal blood. *BMJ Glob Health*.
1222 2017;2(2):e000198. Epub 2017/06/08. doi: 10.1136/bmjgh-2016-000198. PubMed PMID:
1223 28589015; PubMed Central PMCID: PMCPMC5444054.

1224 71. Massey NC, Garrod G, Wiebe A, Henry AJ, Huang Z, Moyes CL, et al. A global
1225 bionomic database for the dominant vectors of human malaria. *Sci Data*. 2016;3:160014. Epub
1226 2016/03/02. doi: 10.1038/sdata.2016.14. PubMed PMID: 26927852; PubMed Central PMCID:
1227 PMCPMC4772652.

1228 72. Griffin JT, Hollingsworth TD, Okell LC, Churcher TS, White M, Hinsley W, et al.
1229 Reducing *Plasmodium falciparum* malaria transmission in Africa: a model-based evaluation of
1230 intervention strategies. *PLoS Med*. 2010;7(8). Epub 2010/08/17. doi:
1231 10.1371/journal.pmed.1000324. PubMed PMID: 20711482; PubMed Central PMCID:
1232 PMCPMC2919425 SmithKline.

1233 73. Le Menach A, Takala S, McKenzie FE, Perisse A, Harris A, Flahault A, et al. An
1234 elaborated feeding cycle model for reductions in vectorial capacity of night-biting mosquitoes by

1235 insecticide-treated nets. *Malar J.* 2007;6:10. Epub 2007/01/27. doi: 10.1186/1475-2875-6-10.
1236 PubMed PMID: 17254339; PubMed Central PMCID: PMCPMC1794417.

1237 74. Nash RK, Lambert B, N'Guessan R, Ngufor C, Rowland M, Oxborough R, et al.
1238 Systematic review of the entomological impact of insecticide-treated nets evaluated using
1239 experimental hut trials in Africa. *Current Research in Parasitology & Vector-Borne Diseases.*
1240 2021;1. doi: 10.1016/j.crpvbd.2021.100047.

1241 75. Churcher TS, Lissenden N, Griffin JT, Worrall E, Ranson H. The impact of pyrethroid
1242 resistance on the efficacy and effectiveness of bednets for malaria control in Africa. *Elife.*
1243 2016;5. Epub 2016/08/23. doi: 10.7554/eLife.16090. PubMed PMID: 27547988; PubMed
1244 Central PMCID: PMCPMC5025277.

1245 76. Griffin JT, Hollingsworth TD, Reyburn H, Drakeley CJ, Riley EM, Ghani AC. Gradual
1246 acquisition of immunity to severe malaria with increasing exposure. *Proc Biol Sci.*
1247 2015;282(1801):20142657. Epub 2015/01/09. doi: 10.1098/rspb.2014.2657. PubMed PMID:
1248 25567652; PubMed Central PMCID: PMCPMC4309004.

1249 77. Griffin JT, Ferguson NM, Ghani AC. Estimates of the changing age-burden of
1250 *Plasmodium falciparum* malaria disease in sub-Saharan Africa. *Nat Commun.* 2014;5:3136.
1251 Epub 2014/02/13. doi: 10.1038/ncomms4136. PubMed PMID: 24518518; PubMed Central
1252 PMCID: PMCPMC3923296.

1253 78. Brady OJ, Godfray HC, Tatem AJ, Gething PW, Cohen JM, McKenzie FE, et al.
1254 Vectorial capacity and vector control: reconsidering sensitivity to parameters for malaria
1255 elimination. *Trans R Soc Trop Med Hyg.* 2016;110(2):107-17. Epub 2016/01/30. doi:
1256 10.1093/trstmh/trv113. PubMed PMID: 26822603; PubMed Central PMCID:
1257 PMCPMC4731004.

1258 79. Mandal S, Sarkar RR, Sinha S. Mathematical models of malaria--a review. *Malar J*.
1259 2011;10:202. Epub 20110721. doi: 10.1186/1475-2875-10-202. PubMed PMID: 21777413;
1260 PubMed Central PMCID: PMC3162588.

1261 80. WHO. The World Malaria Report 2023. Geneva: World Health Organization, 2023.

1262 81. World Health Organization. The Global Plan for Insecticide Resistance Management in
1263 malaria vectors. 2012.

1264 82. Kayedi MH, Lines JD, Haghdoost AA, Vatandoost MH, Rassi Y, Khamisabady K.
1265 Evaluation of the effects of repeated hand washing, sunlight, smoke and dirt on the persistence of
1266 deltamethrin on insecticide-treated nets. *Transactions of the Royal Society of Tropical Medicine
1267 and Hygiene*. 2008;102(8):811-6. doi: 10.1016/j.trstmh.2008.05.025.

1268 83. Sheikhi S, Vatandoost H, Abai MR, Shayeghi M, Raeisi A, Akbari M, et al. Wash
1269 resistance and bio-efficacy of Olyset((R)) Plus, a long-lasting insecticide-treated mosquito net
1270 with synergist against malaria vector, *Anopheles stephensi*. *Asian Pac J Trop Med*.
1271 2017;10(9):887-91. Epub 2017/10/31. doi: 10.1016/j.apjtm.2017.08.014. PubMed PMID:
1272 29080617.

1273 84. Lorenz LM, Bradley J, Yukich J, Massue DJ, Mageni Mboma Z, Pigeon O, et al.
1274 Comparative functional survival and equivalent annual cost of 3 long-lasting insecticidal net
1275 (LLIN) products in Tanzania: A randomised trial with 3-year follow up. *PLoS Med*.
1276 2020;17(9):e1003248. Epub 2020/09/19. doi: 10.1371/journal.pmed.1003248. PubMed PMID:
1277 32946451; PubMed Central PMCID: PMC7500675 following competing interests: The
1278 authors WK, JM, SJM and OP conduct product evaluations for the following companies that
1279 produce Long Lasting insecticidal Nets: A to Z, BASF, DCT, Life Ideas, LandScent, Moon

1280 Netting, Real Relief, Syngenta, Sumitomo, Vestergaard Frandsen, VKA Polymers, Yorkool. AK
1281 is employed by Tropical Health LLP that carries out evaluations of bednet durability.

1282 85. Kihwele F, Gavana T, Makungu C, Msuya HM, Mlacha YP, Govella NJ, et al. Exploring
1283 activities and behaviours potentially increases school-age children's vulnerability to malaria
1284 infections in south-eastern Tanzania. *Malar J.* 2023;22(1):293. Epub 2023/10/04. doi:
1285 10.1186/s12936-023-04703-2. PubMed PMID: 37789435; PubMed Central PMCID:
1286 PMCPMC10548596.

1287 86. Zerdo Z, Bastiaens H, Anthierens S, Massebo F, Masne M, Biresaw G, et al. Long-lasting
1288 insecticide-treated bed net ownership, utilization and associated factors among school-age
1289 children in Dara Mallo and Uba Debretsehay districts, Southern Ethiopia. *Malar J.*
1290 2020;19(1):369. Epub 2020/10/17. doi: 10.1186/s12936-020-03437-9. PubMed PMID:
1291 33059669; PubMed Central PMCID: PMCPMC7559455.

1292 87. Guelbeogo WM, Goncalves BP, Grignard L, Bradley J, Serme SS, Hellewell J, et al.
1293 Variation in natural exposure to anopheles mosquitoes and its effects on malaria transmission.
1294 *Elife.* 2018;7. Epub 2018/01/24. doi: 10.7554/eLife.32625. PubMed PMID: 29357976; PubMed
1295 Central PMCID: PMCPMC5780040.

1296 88. Chavasse D, Lines JD, Ichimori K. The relationship between mosquito density and
1297 mosquito coil sales in Dar es Salaam. *Trans R Soc Trop Med Hyg.* 1996;90:493.

1298 89. Fairbanks EL, Saeung M, Pongsiri A, Vajda E, Wang Y, McIver DJ, et al. Inference for
1299 entomological semi-field experiments: Fitting a mathematical model assessing personal and
1300 community protection of vector-control interventions. *Computers in Biology and Medicine.*
1301 2024;168:107716. doi: <https://doi.org/10.1016/j.combiomed.2023.107716>.

- 1302 90. Andreatza F, Oliveira EE, Martins GF. Implications of Sublethal Insecticide Exposure
1303 and the Development of Resistance on Mosquito Physiology, Behavior, and Pathogen
1304 Transmission. *Insects*. 2021;12(10). Epub 2021/10/24. doi: 10.3390/insects12100917. PubMed
1305 PMID: 34680686; PubMed Central PMCID: PMC8539869.
- 1306 91. Gnanguenon V, Azondekon R, Oke-Agbo F, Beach R, Akogbeto M. Durability
1307 assessment results suggest a serviceable life of two, rather than three, years for the current long-
1308 lasting insecticidal (mosquito) net (LLIN) intervention in Benin. *BMC Infectious Diseases*. 2014.
1309 92. Barreaux AMG, Brou N, Koffi AA, N'Guessan R, Oumbouke WA, Tia IZ, et al. Semi-
1310 field studies to better understand the impact of eave tubes on mosquito mortality and behaviour.
1311 *Malar J*. 2018;17(1):306. Epub 2018/08/24. doi: 10.1186/s12936-018-2457-4. PubMed PMID:
1312 30134907; PubMed Central PMCID: PMC6106927.
- 1313 93. Sternberg ED, Ng'habi KR, Lyimo IN, Kessy ST, Farenhorst M, Thomas MB, et al. Eave
1314 tubes for malaria control in Africa: initial development and semi-field evaluations in Tanzania.
1315 *Malar J*. 2016;15(1):447. Epub 2016/09/03. doi: 10.1186/s12936-016-1499-8. PubMed PMID:
1316 27586055; PubMed Central PMCID: PMC5009540.
- 1317 94. Achee NL, Youngblood L, Bangs MJ, Lavery JV, James S. Considerations for the use of
1318 human participants in vector biology research: a tool for investigators and regulators. *Vector
1319 Borne Zoonotic Dis*. 2015;15(2):89-102. doi: 10.1089/vbz.2014.1628. PubMed PMID:
1320 25700039; PubMed Central PMCID: PMC4340630.
- 1321 95. Finda MF, Moshi IR, Monroe A, Limwagu AJ, Nyoni AP, Swai JK, et al. Linking human
1322 behaviours and malaria vector biting risk in south-eastern Tanzania. *Plos One*. 2019;14(6). doi:
1323 10.1371/journal.pone.0217414.
- 1324

1325 **Supplementary tables**

1326 **Table S1: The 24-hour mortality observed in the resistance testing**

1327

1328 **Table S2: Mosquito bionomics assumptions used in the transmission modelling**

1329

1330 **Table S3: Number of mosquitoes released and recaptured in the Semi-field experiment**

1331

1332 **Table S4 Mortality at 72 hours of mosquitoes exposed to Insecticide Treated Eave Nets and**

1333 **Insecticide Treated Window Screens (Insecticide Treated Screening, ITS) compared to a**

1334 **standard of care pyrethroid-PBO net, Olyset Plus in the semi-field system**

1335

1336 **Table S5 Blood feeding of mosquitoes exposed to Insecticide Treated Eave Nets and**

1337 **Insecticide Treated Window Screens (Insecticide Treated Screening, ITS) compared to a**

1338 **standard of care pyrethroid-PBO net, Olyset Plus in the semi-field system**

1339

1340 **Table S6 Indoor density of mosquitoes exposed to Insecticide Treated Eave Nets and**

1341 **Insecticide Treated Window Screens (Insecticide Treated Screening, ITS) compared to a**

1342 **standard of care pyrethroid-PBO net, Olyset Plus in the semi-field system**

1343

1344 **Table S7 Adverse events reported by the sleepers in the SFS within first 4 nights of sleeping**

1345

1346 **Table S8 Summary of quality check outcomes against laboratory-reared strains in**

1347 **Tanzania before and after SFS testing.**

1348

1349 **Table S9 Insecticidal content of ITS before and after aging**

1350

1351 **Supplementary figures**

1352 **Figure S1: Map of Tanzania showing location of the semi-field system.**

1353

1354 **Figure S2: Sample cutting for post SFS quality checks.**

1355

1356 **Figure S3. Summary of semi-field trial data as arranged to represent the model parameters**
1357 **for mosquito repeating, feeding and survival.**

1358 Note: Boxplots show the median (solid central line) and 25th to 75th percentiles, boxed section,
1359 with 2.5th and 97.5th percentiles indicated by the whiskers. Data are overlaid for the different
1360 mosquito species tested: A pyrethroid-resistant strain of *Anopheles arabiensis*, (open circles) and
1361 *An. funestus* (closed circles); Susceptible *Aedes aegypti* (asterisks) and; pyrethroid resistant
1362 *Culex quinquefasciatus* (open squares). See Methods for how data estimates are derived from
1363 raw data for ITNs or ITS. ITNs are shown in blue, new screens in orange and year-aged screens
1364 in red.

1365

1366 **Supplementary data**

1367 **Data 1: Data recorded from SFS testing of ITS in comparison to Olyset Plus**

1368 **ITN and no treatment in Tanzania**



Fig. 1a: Semi-field system



Fig. 1b: Exterior of the experimental hut built inside the SFS



Fig. 1c: Large netting suspended on the hut



Fig. 1d: Interior of the experimental hut built inside the SFS



Fig. 1e: Door sealed with Velcro





Figure 3a: ITNs hung for natural aging



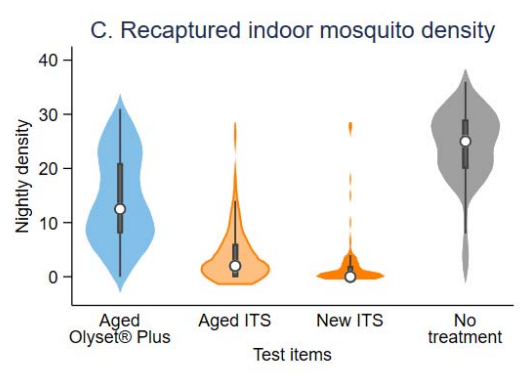
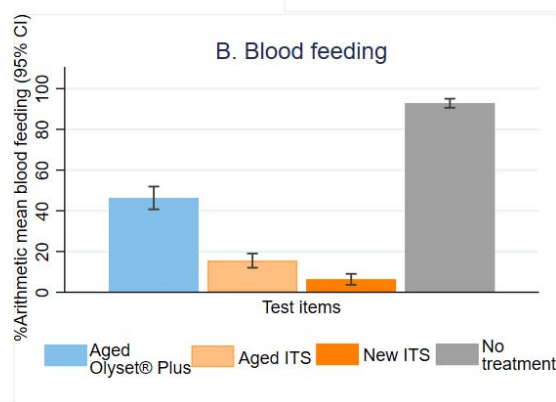
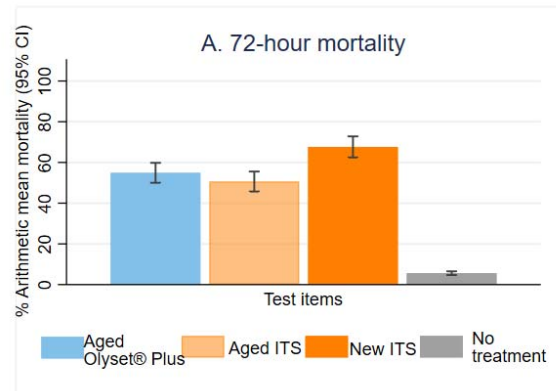
Figure 3b: Field-washing of ITNs



Figure 3c: Drying of ITNs under shade



Figure 3d: Deliberate holing of ITNs



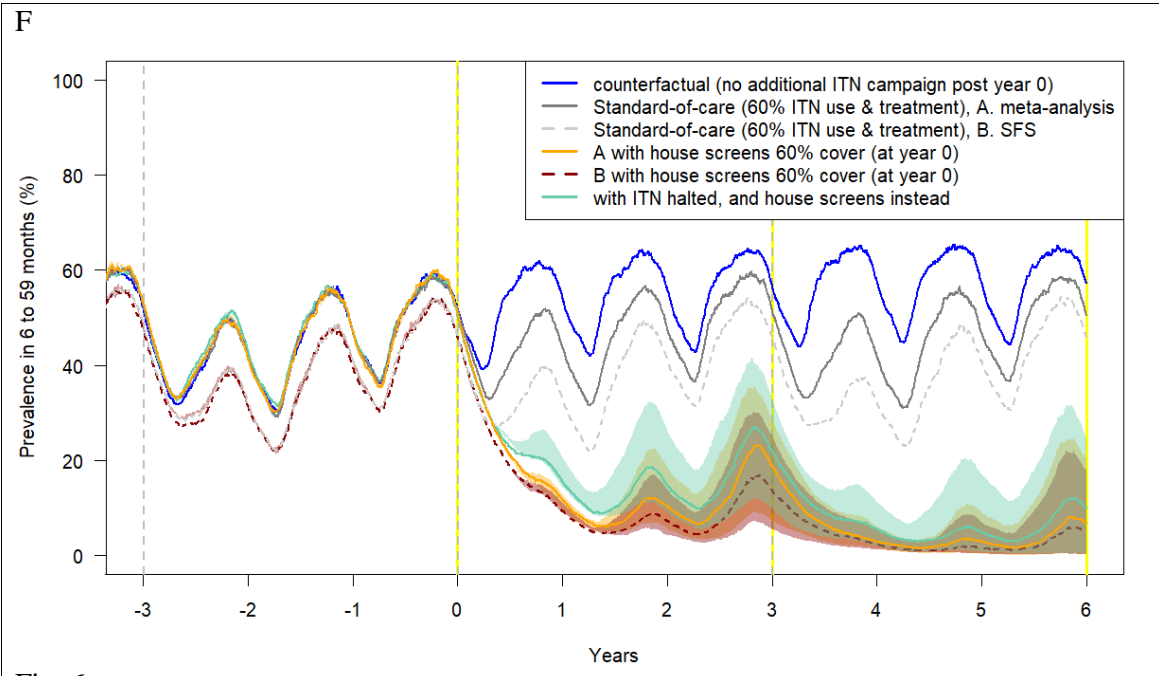


Fig. 6a.

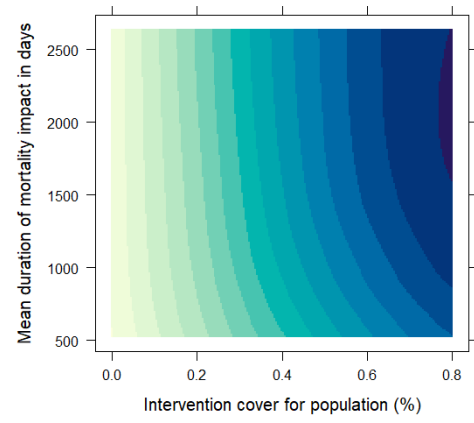


Fig. 6b

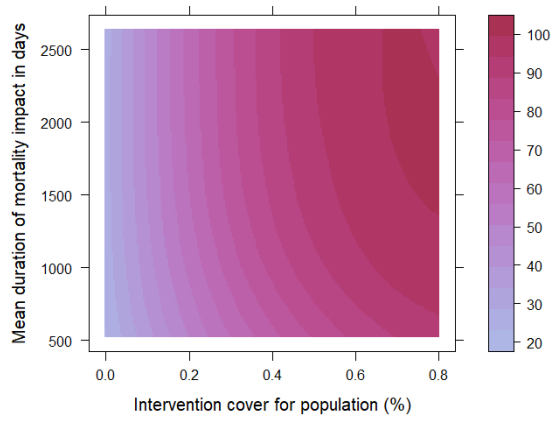


Fig. 6b

Indoor bed bites

 φ_B r_h d_h

House barrier

 S_h

ITN acts

 S_n r_n d_n r_h Trapped
mosquitos
die r_h

House barrier

 S_h d_h

Indoor bites (not in bed)

 $\varphi_I - \varphi_B$ r_h d_h S_h r_h d_h S_h

Outdoor bites

 $1 - \varphi_I$ 