

1 **Preprint**

2 **Pattern, preferences, barriers, and correlates of self-reported physical activity in**
3 **adults with borderline personality disorder: An online survey in western**
4 **countries**

5 **Description of PA in adults with BPD**

6 Samuel St-Amour^{1,2*}, Lionel Cailhol^{2,3}, Josyane Lapointe^{1,2}, Déborah Ducasse^{4,5}, Gabrielle Landry³,
7 Paquito Bernard^{1,2}

8 ¹Department of Physical Activity Sciences, Université du Québec à Montréal, Montréal, Québec, Canada

9 ²Mental Health University Institute of Montreal Research Center, Montreal, Quebec, Canada

10 ³Faculty of Medicine, Department of Psychiatry and Addictology, Université de Montréal, Montréal,
11 Québec, Canada

12 ⁴Department of Emergency Psychiatry and Post Acute Care CHU Montpellier, France; IGF, Univ
13 Montpellier, CNRS-INSERM, Montpellier, France;

14 ⁵Therapy Center for Mood and Emotional Disorders, Department of adult psychiatry, La Colombière,
15 CHU Montpellier, France

16 ORCID

17 SS: 0000-0002-6282-7885

18 LC: 0000-0002-5931-8182

19 JL: 0000-0002-1904-6573

20 DD: 0000-0003-3874-5748

21 GL: 0000-0002-7155-7821

22 PB: 0000-0003-2180-9135

23 *Corresponding author:

24 Samuel St-Amour,

25 141 Président-Kennedy av

26 Montreal, QC, Canada

27 H2X 1Y4

28 Phone: 514-987-3000

29 Fax: 514-987-6616

30 Email: st-amour.samuel.2@courrier.uqam.ca

31 This study did not receive any financial support.

32 The authors declare no conflict of interest.

33 Word count: 3630

34 Last literature review: April 30th 2022

35 Preprint available: <https://doi.org/10.1101/2022.05.24.22275513>

36 **Pattern, preferences, barriers, and correlates of self-reported physical activity in**
37 **adults with borderline personality disorder: An online survey in western**
38 **countries**

39 **Abstract**

40 Borderline personality disorder (BPD) is characterized by an instability of self-image, interpersonal
41 relationships, and emotions and is highly comorbid with other disorders. Physical activity has shown
42 great results in treating these disorders. Physical activity intervention should be built considering the
43 preferences and barriers of the targeted individuals. However, to this day no study analyzed the
44 preferences and barriers to physical activity in individuals with BPD, which is the goal of this study. We
45 used an online survey to question 192 adults with a self-reported diagnosis of BPD from Canada, France,
46 the United States, England, Switzerland, and New Zealand. Participants complete 607 minutes of
47 physical activity weekly on average. They prefer walking (66.7%), biking (33.3%), aquatic activities
48 (29.0%), and running (24.2%). Their main barriers to physical activity are having a friend over, having
49 other engagements, and recovering from an injury. They also prefer doing individual supervised physical
50 activity outside and in a long session of moderate intensity. Finally, a majority of participants are
51 interested in receiving physical activity advice, but most did not. The professionals from whom they
52 would prefer to receive advice are trainers, psychiatrists, physical therapists, and psychologists. These
53 results are important to better tailor future physical activity interventions for adults with BPD.

54 **Keywords**

55 Borderline personality disorder; Physical activity; Pattern; Preferences; Barriers; Correlates

56 **Pattern, preferences, barriers, and correlates of self-reported physical activity in**
57 **adults with borderline personality disorder: An online survey in western**
58 **countries**

59 **1.Introduction**

60 Borderline personality disorder (BPD) is the fourth most prevalent personality disorder in general
61 population and the most prevalent in clinical settings (Gunderson et al., 2018). It is characterized by an
62 instability of the self, individual goals, interpersonal relationships and affects (Gunderson et al., 2018).
63 The biosocial development model of BPD suggests that emotion dysregulation is among the core
64 components of the disorder and underlies some of its characteristic behaviours (Crowell et al., 2009).
65 Moreover, emotion dysregulation has been linked to a lower quality of life and daily functioning and a
66 poorer therapeutic relationship (Gunderson et al., 2018). Individuals with BPD are also highly at risk to
67 commit suicide with 83% having a history of suicide attempt (Soloff et al., 2002) and 8 to 10% dying from
68 suicide (Biskin, 2015).

69 Those individuals also frequently present comorbid physical and mental disorders (El-Gabalawy et al.,
70 2010; Shah & Zanarini, 2018). Mood disorders are the most frequent mental comorbid disorders in
71 individuals with BPD with a lifetime prevalence of 96% (Shah & Zanarini, 2018). The main physical
72 comorbid disorders in individuals with BPD include obesity, cardiovascular diseases and diabetes with
73 one-year prevalence of 34%, 15%, and 9% respectively (Castle, 2019). Moreover, cardiovascular and
74 metabolic disorders are among the greatest mortality causes with over 20% of death in this population
75 (Cailhol et al., 2017; Kuo et al., 2019).

76 Among the treatments to address these different disorders, physical activity (PA) has been linked to
77 improvements in many of their components and symptoms. With a lifetime prevalence of 96%, mood
78 disorders are the most prevalent comorbid disorder in adults with BPD (Shah & Zanarini, 2018). The last
79 Canadian treatment guidelines for mood disorders included PA as mono- or adjunct therapy for every

80 level of depression severity with the strongest level of proof (Ravindran et al., 2016). Finally, PA was also
81 found efficient in preventing and reducing risk factors of obesity, cardiovascular diseases, and diabetes
82 in individuals with mental disorder (Vancampfort et al., 2013). However, only one study to our
83 knowledge analyzed the short-term effect of PA on BPD itself (St-Amour et al., 2022). No study
84 examined the barriers, preferences and pattern of PA in adults with BPD as reported in a recent review
85 (St-Amour, Cailhol, et al., 2021; St-Amour et al., 2023).

86 To efficiently study PA's effects in individuals with BPD we can learn from the previous research done
87 with individuals with other mental disorders. Among the many challenges of studying PA effects in
88 individuals with mental disorders, dropout and adherence are among the greatest (Stubbs &
89 Rosenbaum, 2018). Indeed, dropout rates in studies analyzing PA's effect in individuals with mental
90 disorders may be as high as 90% and are heavily influenced by study and intervention characteristics
91 (Firth et al., 2015). Moreover, participants who completed those studies did not necessarily attend all
92 sessions. Attendance widely varied in these studies ranging from 30% to 100% of the planned seances
93 (Firth et al., 2015). It is therefore important to provide optimal conditions to reach and more
94 importantly keep participants in future PA studies. The latest guidelines for PA interventions in
95 individuals with mental disorders suggest tailoring those interventions in light of the preferences and
96 barriers of the targeted individuals or population (Romain & Bernard, 2018). It is therefore important to
97 identify those preferences and barriers in individuals with BPD, which has not yet been done to our
98 knowledge, to plan effective interventions. Since BPD is a more relational disorder than other mental
99 disorders in its nature (Gunderson et al., 2018), preferences regarding PA is done and main barriers
100 preventing PA participation could differ from populations with other mental disorders.

101 There is a growing interest in research for PA in individuals with BPD. However, to our knowledge there
102 are very few observational studies (St-Amour et al., 2023) and only one experimental study (St-Amour et

103 al., 2022) addressing this topic. To develop well-adapted PA interventions for adults with BPD in the
104 future, we need to identify the most important factors associated with adherence.

105 Being the first study in this population, the aims are to: 1- describe the self-reported PA level of adults
106 with BPD; 2- describe the main preferences regarding type, location, intensity, supervision, and advice
107 related to PA in adults with BPD; 3-describe the main barriers to practise PA in adults with BPD; and 4-
108 examine the main sociodemographic and health variables associated to the self-reported level of PA in
109 adults with BPD.

110 **2.Methods**

111 This online cross-sectional study in western countries was performed using the LimeSurvey platform
112 hosted on the Université du Québec à Montréal's servers. The survey was promoted online in Canada,
113 France, England, the United States, New Zealand, Switzerland, Belgium, and Australia, where the
114 research team had research collaborators, with YouTube videos, a Facebook page and posts on
115 Facebook groups, forums, and chat groups dedicated to adults with BPD (with the permission of the
116 respective administrators). Psychiatrists in France and Canada helped promote this survey by sharing it
117 with their patients, their colleagues, and in different networks regrouping patients and professionals
118 working with patients with BPD. To be included, participants had to report: 1-being at least 18 years old,
119 2-living in Canada, France, England, the United States, New Zealand, Switzerland, Belgium, or Australia,
120 and 3-having received a BPD diagnosis from a healthcare professional. All participants had to read and
121 agree to the online information and consent form and were given the opportunity to contact the
122 research team prior to filling-out the survey. They were warned that the survey may address sensitive
123 topics, and local help resources were given to participants according to their reported country of
124 residence at the bottom of each page (Batterham, 2014; Choi et al., 2017). This study has been approved

125 by the ethics boards from the Eastern Montreal Integrated University Health and Social Services Centres
126 (2021-2330) and the Université du Québec à Montréal (3997_e_2021).

127 2.1 Questionnaires

128 Every questionnaire used in this survey has been previously validated in English and in French. All items
129 and questionnaires in English and French are available in open access (<https://osf.io/5u6am/>).

130 Questionnaires included in this survey relate to PA habits and the main correlates of PA found in the
131 literature (income, education level, disorder severity and duration, medication use, substance use, and
132 suicide ideations; St-Amour, Hains-Monfette, et al., 2021; Vancampfort et al., 2012, 2018).

133 **2.1.1.Sociodemographic characteristics.** The following sociodemographic characteristics have been
134 collected: country of residence, sex at birth, age, education level, marital status, height, weight, and
135 household income. Participants have also been asked about their psychiatric follow-up duration, their
136 psychotropic medication use, their comorbid disorders and the numbers of past mental disorder
137 hospitalization and suicide attempts. Afterward, they had to rate their social status with the MacArthur
138 Scale (Adler et al., 2008).

139 **2.1.2.Clinical characteristics.** Participants then filled out the *Borderline Symptoms List-Short Form* (BSL-
140 23) validated to measure the presence and severity of symptoms attributed to BPD (Bohus et al., 2009).
141 Then, they filled the *Beck Depression Inventory-Short Form* (BDI-SF) validated to measure the clinical
142 depression risk in adults with BPD. A score of 10 and higher indicate the presence of depression
143 (Furlanetto et al., 2005). Difficulties in emotion regulation have been assessed with the *Difficulties in*
144 *Emotion Regulation Scale-Short Form* (DERS-18) that have been validated in adults with BPD (Victor &
145 Klonsky, 2016).

146 **2.1.3.Health behaviours.** Substance use disorders have been assessed with the *Alcohol, Smoking and*
147 *Substance Involvement Screening Test* (ASSIST). This questionnaire developed and validated by the

148 World Health Organization (WHO) measures substance use disorders related to tobacco, alcohol,
149 cannabis, cocaine, amphetamines, inhalants, sedatives, hallucinogens, and opioids. A score is obtained
150 for each substance by adding the score from each question. A score of 4 and more (11 and more for
151 alcohol) indicate a moderated substance use disorder and a score of 27 and more (including alcohol)
152 indicate a severe substance use disorder (WHO ASSIST Workin Group, 2002). Participants' insomnia was
153 assessed with the *Insomnia Severity Index* (ISI) in which a score higher than 15 indicating a risk of clinical
154 insomnia (Bastien et al., 2001). PA was assessed using the *Global Physical Activity Questionnaire* (GPAQ)
155 developed by the WHO to measure work, leisure, travel, and total PA (Armstrong & Bull, 2006).

156 **2.1.4. Physical activity preferences and barriers.** Preferences regarding type, intensity, context,
157 supervision, and advice of PA and main barriers to PA have been assessed using questionnaires from
158 previous studies in individuals with mental disorders (Abrantes et al., 2011; Romain, Longpré-Poirier, et
159 al., 2020).

160 *2.2. Statistical analysis*

161 Descriptive statistics (N, %, mean) are used to describe the sociodemographic characteristics, the
162 substance use disorder, insomnia, and PA level, preferences, and barriers in this sample. A Poisson
163 multivariate regression was done to identify the main sociodemographic and clinical factors associated
164 with weekly PA level. The age, social level, education level, household income, body mass index,
165 emotion regulation difficulties, BPD symptoms, tobacco and alcohol use disorders, depression, past
166 suicide attempts, psychotropic medication use and self-efficacy were included in the model. These
167 independent variables were selected based on previous papers examining the determinants of PA in
168 adults with mental disorders (Schuch et al., 2017; Vancampfort et al., 2012, 2015). A stepwise variable
169 selection in which variables were added if they reduced model Akaike information criterion was carried
170 out. The multicollinearity of this model has been tested by calculating the variance inflation factor (VIF).

171 No predictors had VIF values greater than 10 after the stepwise variable selection procedure. Statistical
172 analyses were done with the R software version 4.2 with the libraries “ggstaplot”, “stargazer”,
173 “bestglm”, and “summarytools” (Patil, 2021; Zhang, 2016). Research materials, data and R codes are
174 available in open access on *Open Science Framework* (<https://osf.io/c3gvx/>).

175 3.Results

176 The online survey was completed by 288 participants who reported having a BPD diagnosis, but only 192
177 filled out the survey at least up to the GPAQ providing PA data. Therefore, the results are based on this
178 sample of 192 that completed the GPAQ. Description of the sample is presented in Table 1.

179 Table 1: Descriptive data of subjects

	N (%)
Sex at birth	
(Women)	164 (85.9)
<35 years	111 (57.8)
< University education	118 (61.5)
Subjective Social Status M (SD)	4.5 (2.0)
Country of residence	
Canada	96 (50.0)
France	78 (40.6)
United States	9 (4.7)
England	7 (3.6)
Switzerland	2 (1.0)
Income	

<20,000	71 (37.0)
20,000-39,999	36 (18.8)
40,000-59,999	21 (10.9)
60,000-79,999	24 (12.5)
80,000-99,999	10 (5.2)
≥100,000	8 (4.2)
Don't know	12 (6.2)
No response	10 (5.2)
Marital status	
Single	95 (47.4)
Civil union	49 (25.5)
Married	23 (12.0)
Divorced	19 (9.9)
Widowed	2 (1.0)
Other	4 (2.1)
Body mass index M (SD)	26.4 (8.1)
Self-reported diagnosis of physical disease	42 (21.9)
Self-reported diagnosis of mental disorder	101 (52.6)
Psychotropic medication	140 (72.9)
Currently in psychotherapy	95 (47.4)
Have been hospitalized	113 (58.9)
Attempted suicide	126 (65.6)
Total substance involvement	
High	111 (57.8)

Moderate	20 (10.4)
None	61 (31.8)
Insomnia severity index M (SD)	13.2 (6.5)
Borderline symptoms list-short form M (SD)	1.9 (0.9)
Beck Depression inventory	16.0 (7.7)
Difficulty in emotion regulation scale M (SD)	59.9(13.5)

180

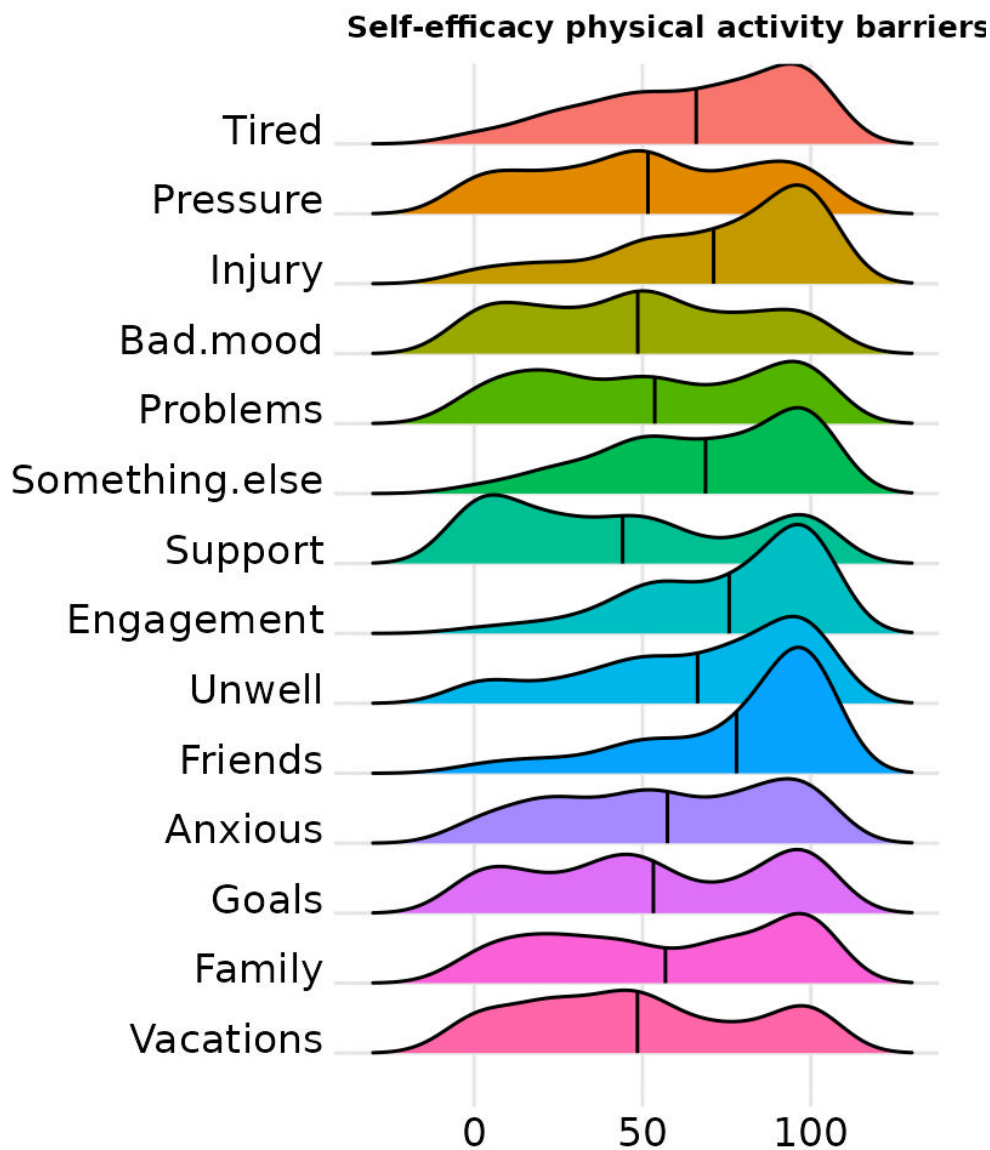
181 *3.1. Levels of PA*

182 In this sample, 122 (65.9%) participants declared being physically active according to the guidelines from
183 the WHO (completing at least 150 minutes of PA weekly; WHO. Regional Office for Europe & United
184 Nations Economic Commission for Europe, 2022). On average, participants complete 165.5 (SD = 282.1)
185 minutes of travel-related PA, 315.2 (SD = 685.7) minutes of work-related PA, and 126.0 (SD = 224.9)
186 minutes of leisure-related PA for a total of 606.7 (SD = 766.2) minutes of PA weekly including all three
187 domains. In this sample, men performed significantly more PA than women ($p = 0.002$). For detailed
188 results comparing total PA levels according to body mass index, sex, level of education, age, and
189 country, see supplementary material (Figure S1).

190 *3.2. Barriers*

191 Barriers preventing participants from engaging in PA were measured with self-efficacy scales from 0 to
192 100. For each barrier, participants had to rate their self-efficacy to engage in PA when encountering said
193 barrier. Scores were reverse for clarity, therefore a higher score means a more important barrier. The PA
194 barriers are illustrated in Figure 1. For detailed barriers according to age, education level, sex, body mass
195 index, and country, see supplementary material (Figures S2-S6).

196 Figure 1: Self-efficacy to do PA when encountering barriers



197

198 Note: The higher the mean indicator (vertical black line) on the abscissa, the greater the barrier. The

199 different curves represent the distribution of data for each barrier. The barriers in order from the top

200 are: "Being tired", "Feeling pressure at work", "Recovering from an injury", "Being in a bad mood",

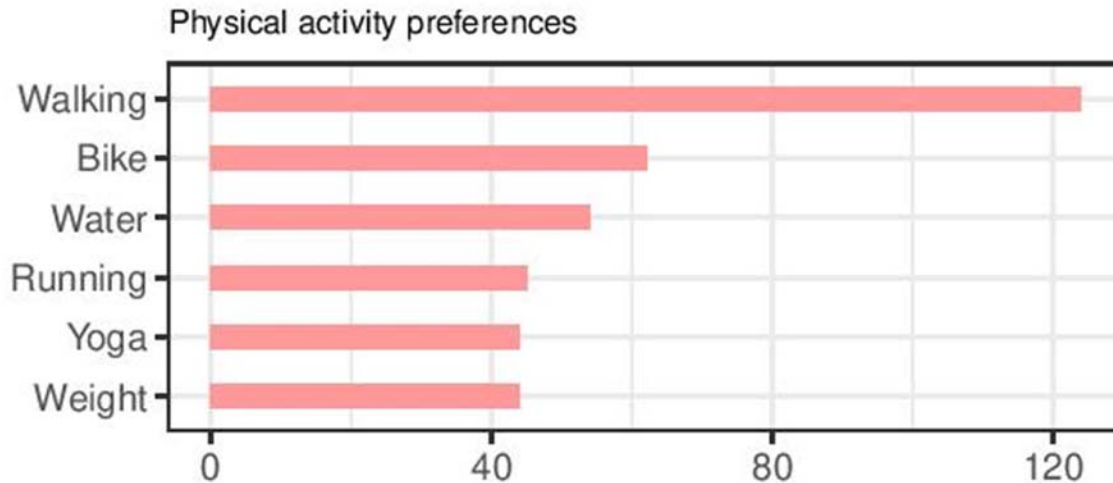
201 "Having personal problems", "Having more interesting things to do", "Without the support of friends or

202 *family*, *“Having other engagement”*, *“Feeling unwell”*, *“Having friends at home”*, *“Feeling anxious”*,
203 *“Not reaching previously fixed training goals”*, *“Having family problems”*, *“During vacations”*.

204 3.3.Preferences

205 The detailed frequency to which each PA was declared as being among one’s preferred are represented
206 in Figure 2. For detailed PA preferences according to body mass index, sex, country, education level, and
207 age, see supplementary material (Figures S7-S11).

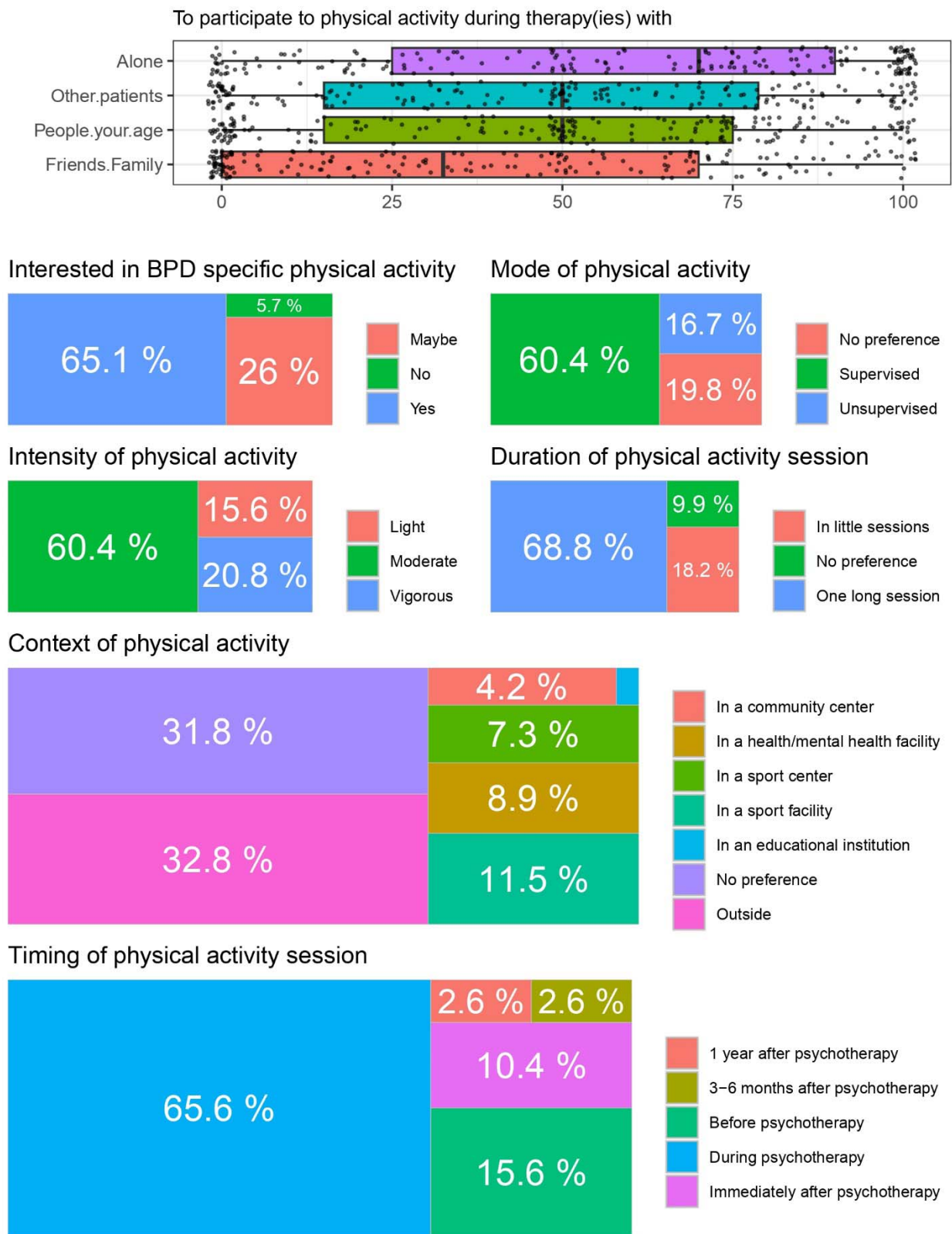
208 Figure 2: Most frequently preferred PA



209

210 The details for preferred modalities and contexts of PA are presented in Figure 3.

211 Figure 3 Preferred modalities and context of PA



212

213 Note: BPD = borderline personality disorder; The sum of the % may not be equal to 100 due to missing

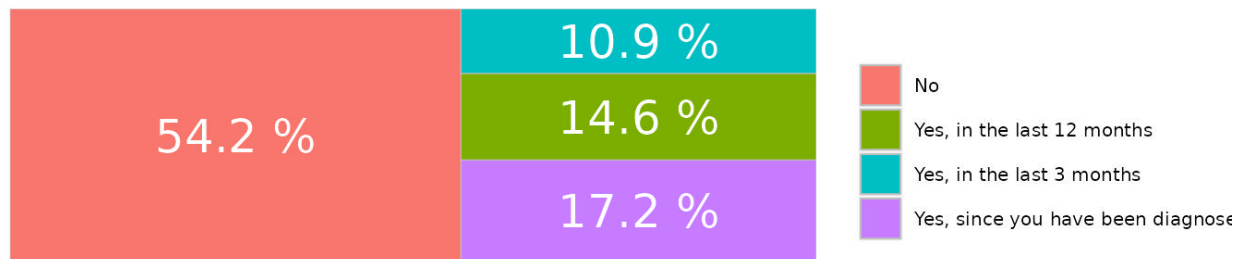
214 data not included.

215 *3.4.Advice*

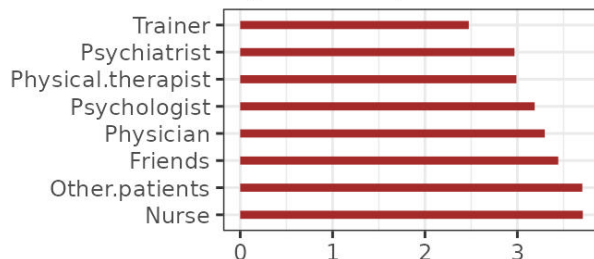
216 The details of the preferences regarding PA advice are presented in Figure 4.

217 Figure 4 Preference regarding PA advice

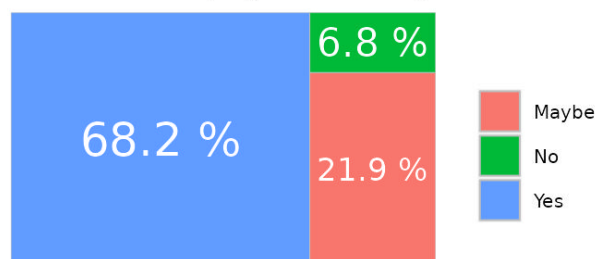
Received advices about physical activity



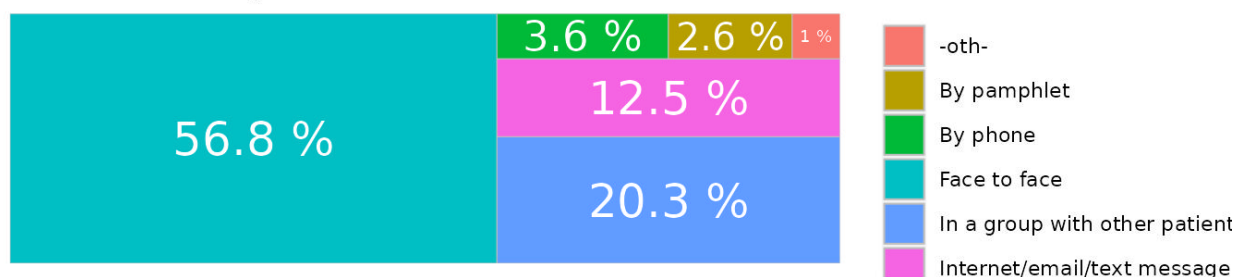
Physical activity advisors



Interested for physical activity advices



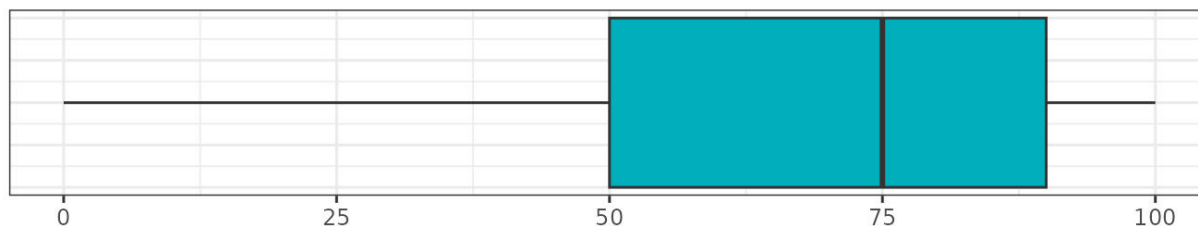
Mode of delivery



Autonomous of physical activity session



Self-efficacy level for participation to physical activity for BPD



219 Note: For the PA advisor, the scores for each professional were calculated by asking participants to
 220 indicate which 3 professionals they prefer receiving advice from with the numbers 1 to 3 (1 = 3rd choice;
 221 2 = 2nd choice; 3 = 1st choice). All professional without number were attributed the number 0. The mean
 222 score for each professional (including 0s) were computed, reversed for clarity (making a mean score
 223 closer to 1 a higher preference for that professional) and reported here.

224 3.5. Correlates of PA

225 Seven univariate outliers have been excluded because they had an exceptional self-reported PA level
 226 (i.e., more than 3500 min per week). In this sample, the total level of PA is correlated to the age, the
 227 social level, the education level, the income, the body mass index, the level of BPD symptoms, having a
 228 tobacco use disorder, the level of depression, the number of psychotropic medications used and the
 229 self-efficacy to PA. For all the details see Table 2.

230 Table 2: Correlates to level of PA

	Correlation with total self-reported PA
	β (SD)
Age	-0.005*** (0.0003)
Perceived social status	0.06*** (0.002)
University education	-0.23*** (0.007)
Income >40,000	-0.31*** (0.007)
BMI	0.006*** (0.0004)
BPD symptoms	0.27*** (0.006)
Tobacco SUD	0.38*** (0.007)
Alcohol SUD	0.03*** (0.007)

Depression	-0.04*** (0.001)
Psychotropic medication	0.09*** (0.003)
Self-efficacy	0.01**; (0.002)
<hr/>	
Observations	180
Adjusted R ²	0.12
Log Likelihood	-66,656.41
<i>Akaike information criterion</i>	133,338.80

231 Note: BMI = body mass index; BPD = borderline personality disorder; SUD = substance use disorder.

232 *** $p < 0,01$

233 **4. Discussion**

234 This is the first study to describe the PA level, preferences, barriers and correlates in a sample of adults
235 with BPD. Although online studies pose many challenges, they are efficient and doable in adults with
236 BPD (DeShong & Tucker, 2019; Lawn & McMahon, 2015).

237 *4.1. Level of PA*

238 First, we observe a relatively high level of PA in this sample. With a mean of more than 600 minutes
239 weekly, participants are on average more active than the general population (about 340 minutes
240 weekly; Colley et al., 2018) and individuals with mental disorders (about 270 minutes weekly;
241 Vancampfort et al., 2017). With a little over 60%, this sample presents a similar proportion of active
242 individuals as the general population (about 60%; Colley et al., 2018) but a bigger proportion than
243 individuals with other mental disorders (about 45%; Vancampfort et al., 2017). These data are surprising
244 and might indicate that the mean PA level is skewed by extreme individuals with large PA volume.
245 However, the present data are difficult to put in perspective because of the absence of studies reporting
246 PA level in this population (St-Amour et al., 2023).

247 4.2.Barriers

248 The main barriers to PA reported in this study, as measured by the lowest reported self-efficacy to
249 overcome them, are having friends over, having other engagements, recovering from an injury, having
250 something else more interesting to do and feeling too tired. In comparison, individuals with severe
251 mental disorders or substance use disorder reported lack of motivation, fatigue, having no one to
252 engage in PA with, not having enough energy, would not be able to keep up, and lack of financial
253 resources as barriers to PA (Abrantes et al., 2011; Romain, Longpré-Poirier, et al., 2020). The barriers
254 reported here were then somewhat different from those reported in other populations with mental
255 disorders with the exception of lack of energy/feeling tired. Surprisingly, lacking support or not having
256 anyone to engage in PA with was the least important barrier in adults with BPD but was among the main
257 barriers in populations with other mental disorders (Abrantes et al., 2011; Romain, Longpré-Poirier, et
258 al., 2020). This difference might be explained by the relational nature of the personality disorder.
259 Indeed, one of the main characteristics of BPD is the difficulty in maintaining interpersonal relationships
260 (Euler et al., 2019). These difficulties might lead individuals with BPD to prefer engaging in PA alone and
261 therefore not considering lacking support or not having someone to do PA with as a major barrier to PA.
262 Moreover, individuals with BPD tend to be more impulsive and to prefer quick smaller rewards than
263 delayed larger rewards than healthy individuals and those with other mental disorders (Gunderson et
264 al., 2018). Therefore, they might be tempted to engage in quickly rewarding activities rather than PA.
265 However, more studies are needed to thoroughly understand this difference.

266 4.3.Preferences

267 The most frequently reported favourite PAs are somewhat consistent with the findings from populations
268 with other mental disorders (Abrantes et al., 2011; Romain, Longpré-Poirier, et al., 2020). Indeed,
269 walking is the preferred PA regardless of the studied population (Abrantes et al., 2011; Romain,

270 Longpré-Poirier, et al., 2020). The clear preference of walking as a PA might be attributed to it being
271 practical, self-paced and controlled, inexpensive, and not needing a lot of resources (Abrantes et al.,
272 2011).

273 As mentioned before, participants in this study clearly prefer engaging in PA alone than with other
274 people. This result differs greatly from what is seen in other populations with mental disorder having
275 mostly no preference for doing PA alone or in groups. This difference might also be explained by the
276 interpersonal difficulties experienced by individuals with BPD (Euler et al., 2019).

277 In this sample, most participants prefer supervised PA compared to unsupervised PA. This result is also
278 surprising and in opposition to the findings observed in other populations. Indeed, in populations with
279 other mental disorders, there is either a clear preference for unsupervised PA or no clear preference
280 regarding supervision (Abrantes et al., 2011; Romain, Longpré-Poirier, et al., 2020). This result is
281 unexpected considering previously observed results and interpersonal difficulties of individuals with
282 BPD. However, this difference might be explained by the perception of the different relationships in
283 play. Individuals with BPD tend to feel closer from those peripheral to their social network and farther
284 from the more central individuals (Beeney et al., 2018). Therefore, they might feel closer to an outside
285 individual like a kinesiologist or physical therapist supervising their PA session but would not want to
286 share these moments with friends or relatives.

287 *4.4. Advice*

288 An overwhelming majority of participants declared being interested or maybe interested in receiving PA
289 advice. However, a majority also declared not having received PA advice. Since all participants
290 reportedly received BPD diagnosis from a healthcare professional, this lack of advice regarding PA is
291 alarming considering two evidence-based BPD treatments suggest PA in their official guidelines (Blum et
292 al., 2008; Linehan, 2014). Moreover, participants declared trusting healthcare professionals in giving

293 them advice about PA, but preferred trainers, psychiatrists and physical therapists. It would therefore be
294 important to include kinesiologists and PA professionals in multidisciplinary teams taking care of
295 individuals with BPD. Future research may look at different PA promotion interventions in this
296 population specifically (motivational interviews, messaging, group intervention, etc.).

297 *4.5. Correlates of PA*

298 In this study, sociodemographic and clinical variables have some opposite correlation to PA level with
299 what is observed in previous systematic reviews (Vancampfort et al., 2012). Indeed, age, education
300 level, and household income are negatively correlated and social status is positively correlated to PA
301 level. Also, body mass index, BPD symptoms, tobacco use disorder, alcohol use disorder and number of
302 psychotropic medications are positively correlated. Higher levels of depression is associated with lower
303 PA level. Finally, self-efficacy level is also positively linked to PA level which is also observed in a recent
304 meta-analysis (Cabassa et al., 2020). Among these correlations, the most surprising are those with the
305 education level, the household income, the level of BPD symptoms, the tobacco and alcohol use
306 disorder, and the number of psychotropic medications. The association between lower income and
307 education level, and higher PA level in the present sample might be explained by a greater proportion of
308 work-related PA in individuals with lower income and education level (Prince et al., 2020). Moreover,
309 work-related PA is more strongly correlated with the total PA volume than leisure time PA and most
310 studies reporting PA level only report leisure time PA (Vancampfort et al., 2012). Health-related
311 surprising correlates (body mass index, BPD symptoms, substance use disorders and medication) might
312 be explained by the nature of psychiatric comorbid disorders in our participants (St-Amour, Hains-
313 Monfette, et al., 2021; Vancampfort et al., 2012).

314 *4.6. Limitations*

315 However, this study suffers from some limitations. First, BPD diagnosis was self-reported making it hard
316 to ensure this sample is composed solely of adults with BPD. This sample is also small considering the
317 observational design adopted. Second, this study could have attracted more active than inactive
318 participants due to its theme (i.e., PA) subjecting it to recruitment bias and increasing PA levels
319 artificially. Future studies could use representative national surveys reporting both BPD diagnosis and
320 PA. However, to our knowledge, no such survey is available at the moment. Moreover, the unequal
321 recruitment between countries biases the results with an over-representation of Canada and France
322 limiting the generalizability in other countries. The online nature of this survey also poses some
323 limitations. Indeed, online surveys are only accessible to those with access to a computer and sufficient
324 informatics literacy to complete them. In addition, the cross-sectional design of this study prevents us
325 from establishing causality relations between PA and its correlates. Finally, participants may have
326 developed questionnaire fatigue because of the length of the survey, but this was not measured nor
327 analyzed.

328 **5.Conclusion**

329 To our knowledge, this is the first study analyzing PA level, preferences, barriers, and correlates in adults
330 with BPD. This information is primordial in developing future studies analyzing PA's medium- to long-
331 term effect in adults with BPD. With treatment guidelines already suggesting the use of PA (Blum et al.,
332 2008; Linehan, 2014), and indirect evidence indicating potential benefits of PA in alleviating BPD
333 symptoms (Mehren et al., 2020), there is an urgent need for data analyzing the effect of PA on the
334 different components of BPD to test this hypothesis. Pending future results, PA could be used by
335 healthcare professionals (mostly kinesiologists, psychiatrists, and psychologists) to treat or alleviate
336 comorbid disorders in this population. In doing so, they should base their intervention on the present
337 barriers and preferences (i.e., walking, individual intervention, supervised sessions, outdoor, etc.) to
338 ensure greater adherence (Romain, Bernard, et al., 2020). Future studies should also use nationally

339 representative surveys to answer these questions and aim to compare these results with those from
340 individuals with other metal disorders.

341 **References**

342 Abrantes, A. M., Battle, C. L., Strong, D. R., Ing, E., Dubreuil, M. E., Gordon, A., & Brown, R. A. (2011).

343 Exercise preferences of patients in substance abuse treatment. *Mental Health and Physical*

344 *Activity*, 4(2), 79–87. <https://doi.org/10.1016/j.mhpa.2011.08.002>

345 Adler, N., Singh-Manoux, A., Schwartz, J., Stewart, J., Matthews, K., & Marmot, M. G. (2008). Social

346 status and health: A comparison of British civil servants in Whitehall-II with European- and

347 African-Americans in CARDIA. *Social Science & Medicine*, 66(5), 1034–1045.

348 <https://doi.org/10.1016/j.socscimed.2007.11.031>

349 Armstrong, T., & Bull, F. (2006). Development of the World Health Organization Global Physical Activity

350 Questionnaire (GPAQ). *Journal of Public Health*, 14(2), 66–70. [https://doi.org/10.1007/s10389-](https://doi.org/10.1007/s10389-006-0024-x)

351 006-0024-x

352 Bastien, C. H., Vallières, A., & Morin, C. M. (2001). Validation of the Insomnia Severity Index as an

353 outcome measure for insomnia research. *Sleep Medicine*, 2(4), 297–307.

354 [https://doi.org/10.1016/S1389-9457\(00\)00065-4](https://doi.org/10.1016/S1389-9457(00)00065-4)

355 Batterham, P. J. (2014). Recruitment of mental health survey participants using Internet advertising:

356 Content, characteristics and cost effectiveness. *International Journal of Methods in Psychiatric*

357 *Research*, 23(2), 184–191. <https://doi.org/10.1002/mpr.1421>

358 Beeney, J. E., Hallquist, M. N., Clifton, A. D., Lazarus, S. A., & Pilkonis, P. A. (2018). Social disadvantage

359 and borderline personality disorder: A study of social networks. *Personality Disorders*, 9(1), 62–

360 72. <https://doi.org/10.1037/per0000234>

361 Biskin, R. S. (2015). The Lifetime Course of Borderline Personality Disorder. *The Canadian Journal of*

362 *Psychiatry*, 60(7), 303–308. <https://doi.org/10.1177/070674371506000702>

- 363 Blum, N., St. John, D., Pfohl, B., Stuart, S., McCormick, B., Allen, J., Arndt, S., & Black, D. W. (2008).
364 Systems Training for Emotional Predictability and Problem Solving (STEPPS) for Outpatients With
365 Borderline Personality Disorder: A Randomized Controlled Trial and 1-Year Follow-Up. *American*
366 *Journal of Psychiatry*, 165(4), 468–478. <https://doi.org/10.1176/appi.ajp.2007.07071079>
- 367 Bohus, M., Kleindienst, N., Limberger, M. F., Stieglitz, R.-D., Domsalla, M., Chapman, A. L., Steil, R.,
368 Philipsen, A., & Wolf, M. (2009). The Short Version of the Borderline Symptom List (BSL-23):
369 Development and Initial Data on Psychometric Properties. *Psychopathology*, 42(1), 32–39.
370 <https://doi.org/10.1159/000173701>
- 371 Cabassa, L. J., Stefancic, A., Wang, X., Guo, S., Lu, N. Y., & Weatherly, C. (2020). Correlates of Physical
372 Activity and Cardiorespiratory Fitness in Racially and Ethnically Diverse People with Serious
373 Mental Illness in Supportive Housing. *Community Mental Health Journal*, 56(6), 1139–1152.
374 <https://doi.org/10.1007/s10597-020-00610-x>
- 375 Cailhol, L., Pelletier, É., Rochette, L., Laporte, L., David, P., Villeneuve, É., Paris, J., & Lesage, A. (2017).
376 Prevalence, Mortality, and Health Care Use among Patients with Cluster B Personality Disorders
377 Clinically Diagnosed in Quebec: A Provincial Cohort Study, 2001-2012. *The Canadian Journal of*
378 *Psychiatry*, 62(5), 336–342. <https://doi.org/10.1177/0706743717700818>
- 379 Castle, D. J. (2019). The complexities of the borderline patient: How much more complex when
380 considering physical health? *Australasian Psychiatry*, 27(6), 552–555.
381 <https://doi.org/10.1177/1039856219848833>
- 382 Choi, I., Milne, D. N., Glozier, N., Peters, D., Harvey, S. B., & Calvo, R. A. (2017). Using different Facebook
383 advertisements to recruit men for an online mental health study: Engagement and selection
384 bias. *Internet Interventions*, 8, 27–34. <https://doi.org/10.1016/j.invent.2017.02.002>
- 385 Colley, R. C., Butler, G., Garriguet, D., Prince, S. A., & Roberts, K. C. (2018). Comparison of self-reported
386 and accelerometer-measured physical activity in Canadian adults. *Health Reports*, 29(12), 3–15.

- 387 Crowell, S. E., Beauchaine, T. P., & Linehan, M. M. (2009). A biosocial developmental model of borderline
388 personality: Elaborating and extending linehan's theory. *Psychological Bulletin*, *135*(3), 495.
389 <https://doi.org/10.1037/a0015616>
- 390 DeShong, H. L., & Tucker, R. P. (2019). Borderline personality disorder traits and suicide risk: The
391 mediating role of insomnia and nightmares. *Journal of Affective Disorders*, *244*, 85–91.
392 <https://doi.org/10.1016/j.jad.2018.10.097>
- 393 El-Gabalawy, R., Katz, L. Y., & Sareen, J. (2010). Comorbidity and Associated Severity of Borderline
394 Personality Disorder and Physical Health Conditions in a Nationally Representative Sample.
395 *Psychosomatic Medicine*, *72*(7), 641–647. <https://doi.org/10.1097/PSY.0b013e3181e10c7b>
- 396 Elliot, A. J. (2014). *Advances in Motivation Science*. Academic Press.
- 397 Euler, S., Nolte, T., Constantinou, M., Griem, J., Montague, P. R., & Fonagy, P. (2019). Interpersonal
398 Problems in Borderline Personality Disorder: Associations With Mentalizing, Emotion Regulation,
399 and Impulsiveness. *Journal of Personality Disorders*, *35*(2), 177–193.
400 https://doi.org/10.1521/pedi_2019_33_427
- 401 Firth, J., Cotter, J., Elliott, R., French, P., & Yung, A. R. (2015). A systematic review and meta-analysis of
402 exercise interventions in schizophrenia patients. *Psychological Medicine*, *45*(7), 1343–1361.
403 <https://doi.org/10.1017/S0033291714003110>
- 404 Furlanetto, L. M., Mendlowicz, M. V., & Romildo Bueno, J. (2005). The validity of the Beck Depression
405 Inventory-Short Form as a screening and diagnostic instrument for moderate and severe
406 depression in medical inpatients. *Journal of Affective Disorders*, *86*(1), 87–91.
407 <https://doi.org/10.1016/j.jad.2004.12.011>
- 408 Gunderson, J. G., Herpertz, S. C., Skodol, A. E., Torgersen, S., & Zanarini, M. C. (2018). Borderline
409 personality disorder. *Nature Reviews Disease Primers*, *4*(1), 1–20.
410 <https://doi.org/10.1038/nrdp.2018.29>

- 411 Kuo, C.-J., Chen, W.-Y., Tsai, S.-Y., Chen, P.-H., Ko, K.-T., & Chen, C.-C. (2019). Excessive mortality and
412 causes of death among patients with personality disorder with comorbid psychiatric disorders.
413 *Social Psychiatry and Psychiatric Epidemiology*, 54(1), 121–130. [https://doi.org/10.1007/s00127-](https://doi.org/10.1007/s00127-018-1587-x)
414 018-1587-x
- 415 Lawn, S., & McMahon, J. (2015). Experiences of care by Australians with a diagnosis of borderline
416 personality disorder. *Journal of Psychiatric and Mental Health Nursing*, 22(7), 510–521.
417 <https://doi.org/10.1111/jpm.12226>
- 418 Linehan, M. (2014). *DBT? Skills Training Manual, Second Edition*. Guilford Publications.
- 419 Mehren, A., Reichert, M., Coghill, D., Müller, H. H. O., Braun, N., & Philipsen, A. (2020). Physical exercise
420 in attention deficit hyperactivity disorder – evidence and implications for the treatment of
421 borderline personality disorder. *Borderline Personality Disorder and Emotion Dysregulation*,
422 7(1), 1. <https://doi.org/10.1186/s40479-019-0115-2>
- 423 Patil, I. (2021). Visualizations with statistical details: The “ggstatsplot” approach. *Journal of Open Source*
424 *Software*, 6(61), 3167. <https://doi.org/10.21105/joss.03167>
- 425 Prince, S. A., Roberts, K. C., Reed, J. L., Biswas, A., Colley, R. C., & Thompson, W. (2020). Daily physical
426 activity and sedentary behaviour across occupational classifications in Canadian adults. *Health*
427 *Reports*, 31(9), 11–26. <https://doi.org/10.25318/82-003-X202000900002-ENG>
- 428 Ravindran, A. V., Balneaves, L. G., Faulkner, G., Ortiz, A., McIntosh, D., Morehouse, R. L., Ravindran, L.,
429 Yatham, L. N., Kennedy, S. H., Lam, R. W., MacQueen, G. M., Milev, R. V., & Parikh, S. V. (2016).
430 Canadian Network for Mood and Anxiety Treatments (CANMAT) 2016 Clinical Guidelines for the
431 Management of Adults with Major Depressive Disorder: Section 5. Complementary and
432 Alternative Medicine Treatments. *The Canadian Journal of Psychiatry*, 61(9), 576–587.
433 <https://doi.org/10.1177/0706743716660290>

- 434 Romain, A. J., & Bernard, P. (2018). Behavioral and Psychological Approaches in Exercise-Based
435 Interventions in Severe Mental Illness. In B. Stubbs & S. Rosenbaum (Eds.), *Exercise-Based*
436 *Interventions for Mental Illness: Physical Activity as Part of Clinical Treatment* (pp. 189–217).
437 Academic Press, Elsevier.
- 438 Romain, A. J., Bernard, P., Akkrass, Z., St-Amour, S., Lachance, J.-P., Hains-Monfette, G., Atoui, S.,
439 Kingsbury, C., Dubois, E., Karelis, A. D., & Abdel-Baki, A. (2020). Motivational theory-based
440 interventions on health of people with several mental illness: A systematic review and meta-
441 analysis. *Schizophrenia Research*, *222*, 31–41. <https://doi.org/10.1016/j.schres.2020.05.049>
- 442 Romain, A. J., Longpré-Poirier, C., Tannous, M., & Abdel-Baki, A. (2020). Physical activity for patients
443 with severe mental illness: Preferences, barriers and perceptions of counselling. *Science &*
444 *Sports*, *35*(5), 289–299. <https://doi.org/10.1016/j.scispo.2020.03.005>
- 445 Schuch, F., Vancampfort, D., Firth, J., Rosenbaum, S., Ward, P., Reichert, T., Bagatini, N. C., Bgeginski, R.,
446 & Stubbs, B. (2017). Physical activity and sedentary behavior in people with major depressive
447 disorder: A systematic review and meta-analysis. *Journal of Affective Disorders*, *210*, 139–150.
448 <https://doi.org/10.1016/j.jad.2016.10.050>
- 449 Shah, R., & Zanarini, M. C. (2018). Comorbidity of Borderline Personality Disorder: Current Status and
450 Future Directions. *Psychiatric Clinics of North America*, *41*(4), 583–593.
451 <https://doi.org/10.1016/j.psc.2018.07.009>
- 452 Soloff, P. H., Lynch, K. G., & Kelly, T. M. (2002). Childhood abuse as a risk factor for suicidal behavior in
453 borderline personality disorder. *Journal of Personality Disorders*, *16*(3), 201–214.
454 <https://doi.org/10.1521/pedi.16.3.201.22542>
- 455 Spittaels, H., Verloigne, M., Gidlow, C., Gloanec, J., Titze, S., Foster, C., Oppert, J.-M., Rutter, H., Oja, P.,
456 Sjöström, M., & De Bourdeaudhuij, I. (2010). Measuring physical activity-related environmental
457 factors: Reliability and predictive validity of the European environmental questionnaire ALPHA.

- 458 *International Journal of Behavioral Nutrition and Physical Activity*, 7(1), 48.
- 459 <https://doi.org/10.1186/1479-5868-7-48>
- 460 St-Amour, S., Bérubé, F., Cailhol, L., & Le Corff, C. (2023). Are physical activity and nutrition linked to
461 personality disorders? Health habits and personality disorders: A scoping review. *Personality
462 and Mental Health*, 17(2), 147–156. <https://doi.org/10.1002/pmh.1568>
- 463 St-Amour, S., Cailhol, L., Ruocco, A. C., & Bernard, P. (2021). Could physical exercise be an effective
464 treatment for adults with borderline personality disorder? *Psychiatry Research*, 295, 113625.
465 <https://doi.org/10.1016/j.psychres.2020.113625>
- 466 St-Amour, S., Cailhol, L., Ruocco, A. C., & Bernard, P. (2022). Acute Effect of Physical Exercise on
467 Negative Affect in Borderline Personality Disorder: A Pilot Study. *Clinical Psychology in Europe*,
468 4(2), Article 2. <https://doi.org/10.32872/cpe.7495>
- 469 St-Amour, S., Hains-Monfette, G., Dancause, K. N., Cailhol, L., & Bernard, P. (2021). Antidepressant
470 medication use and objectively measured physical activity and sedentary behaviors in adults: A
471 cross-sectional analysis of a nationally representative sample of Canadian adults. *Mental Health
472 and Physical Activity*, 20, 100394. <https://doi.org/10.1016/j.mhpa.2021.100394>
- 473 Stubbs, B., & Rosenbaum, S. (2018). *Exercise-Based Interventions for Mental Illness: Physical Activity as
474 Part of Clinical Treatment*. Academic Press.
- 475 Vancampfort, D., De Hert, M., Stubbs, B., Soundy, A., De Herdt, A., Detraux, J., & Probst, M. (2015). A
476 Systematic Review of Physical Activity Correlates in Alcohol Use Disorders. *Archives of
477 Psychiatric Nursing*, 29(4), 196–201. <https://doi.org/10.1016/j.apnu.2014.08.006>
- 478 Vancampfort, D., Firth, J., Schuch, F. B., Rosenbaum, S., Mugisha, J., Hallgren, M., Probst, M., Ward, P. B.,
479 Gaughran, F., De Hert, M., Carvalho, A. F., & Stubbs, B. (2017). Sedentary behavior and physical
480 activity levels in people with schizophrenia, bipolar disorder and major depressive disorder: A

- 481 global systematic review and meta-analysis. *World Psychiatry*, 16(3), 308–315.
- 482 <https://doi.org/10.1002/wps.20458>
- 483 Vancampfort, D., Hallgren, M., Firth, J., Rosenbaum, S., Schuch, F. B., Mugisha, J., Probst, M., Van
484 Damme, T., Carvalho, A. F., & Stubbs, B. (2018). Physical activity and suicidal ideation: A
485 systematic review and meta-analysis. *Journal of Affective Disorders*, 225, 438–448.
- 486 <https://doi.org/10.1016/j.jad.2017.08.070>
- 487 Vancampfort, D., Knapen, J., Probst, M., Scheewe, T., Remans, S., & De Hert, M. (2012). A systematic
488 review of correlates of physical activity in patients with schizophrenia: Physical activity
489 correlates in schizophrenia. *Acta Psychiatrica Scandinavica*, 125(5), 352–362.
- 490 <https://doi.org/10.1111/j.1600-0447.2011.01814.x>
- 491 Vancampfort, D., Probst, M., Scheewe, T., De Herdt, A., Sweers, K., Knapen, J., Van Winkel, R., & De Hert,
492 M. (2013). Relationships between physical fitness, physical activity, smoking and metabolic and
493 mental health parameters in people with schizophrenia. *Psychiatry Research*, 207(1–2), 25–32.
- 494 <https://doi.org/10.1016/j.psychres.2012.09.026>
- 495 Victor, S. E., & Klonsky, E. D. (2016). Validation of a Brief Version of the Difficulties in Emotion Regulation
496 Scale (DERS-18) in Five Samples. *Journal of Psychopathology and Behavioral Assessment*, 38(4),
497 582–589. <https://doi.org/10.1007/s10862-016-9547-9>
- 498 WHO ASSIST Workin Group. (2002). The Alcohol, Smoking and Substance Involvement Screening Test
499 (ASSIST): Development, reliability and feasibility. *Addiction*, 97(9), 1183–1194.
- 500 <https://doi.org/10.1046/j.1360-0443.2002.00185.x>
- 501 World Health Organization. Regional Office for Europe & United Nations Economic Commission for
502 Europe. (2022). *Vienna Declaration: Building forward better by transforming to new, clean, safe,
503 healthy and inclusive mobility and transport*. World Health Organization. Regional Office for
504 Europe. <https://apps.who.int/iris/handle/10665/353806>

505 Zhang, Z. (2016). Variable selection with stepwise and best subset approaches. *Annals of Translational*
506 *Medicine*, 4(7), Article 7. <https://doi.org/10.21037/atm.2016.03.35>
507