

## CHAMP SYSTEM

### The ChAMP App: A Scalable mHealth Technology for Detecting Digital Phenotypes of Early Childhood Mental Health

Bryn C. Loftness<sup>1,3</sup>, Julia Halvorson-Phelan<sup>2</sup>, Aisling O’Leary<sup>3</sup>, Carter Bradshaw<sup>2</sup>, Shania Prytherch<sup>2</sup>, John Torous<sup>4</sup>, William L. Copeland<sup>2</sup>, Nick Cheney<sup>1</sup>, Ryan McGinnis<sup>3A</sup> and Ellen McGinnis<sup>2A</sup>

<sup>1</sup>Complex Systems Center, University of Vermont

<sup>2</sup>Department of Psychiatry, University of Vermont Medical Center

<sup>3</sup>M-Sense Research Group, University of Vermont

<sup>4</sup>Digital Psychiatry Division, Beth Israel Deaconess Medical Center, Harvard Medical School

<sup>A</sup>Co-Anchor Author

Correspondence concerning this article should be addressed to Dr. Ellen McGinnis, 1 S. Prospect Street, Burlington, VT 05401. Email: [ellen.mcginis@uvm.edu](mailto:ellen.mcginis@uvm.edu)

### Abstract

**Objective:** Internalizing disorders, such as anxiety and depression, in pre-school aged children are common and often go undiagnosed into adulthood. To augment traditional parental-reports, we have previously presented an objective assessment for early childhood anxiety and depression which leverages movement and vocal biomarkers measured via wearable sensors during brief mood induction tasks that achieves good accuracy (75%-81%). However, these methods required specialized equipment and expertise in data and sensor engineering to administer and analyze. **Method:** To address this challenge, we have developed the ChAMP (*Childhood Assessment and Management of digital Phenotypes*) System, which includes an Android mobile application for collecting movement and audio data during mood induction tasks and an open-source data analysis platform for extracting digital biomarkers and discovering digital phenotypes. As proof of principle, we present data collected using the ChAMP System from 50 children ages 5-8, with and without anxiety or depressive disorders. **Results:** Movement and vocal features derived from the ChAMP System support the consideration of theory-driven temporal phases within mood induction tasks, and the use of an assessment battery for characterizing childhood internalizing disorders. Results also demonstrate that features significantly differ between diagnostic groups and correlate with symptom severity implying their potential use as digital biomarkers. **Conclusions:** The ChAMP System provides clinically relevant digital biomarkers of childhood anxiety and depression. This new open-source tool lowers the barrier to entry for those interested in exploring digital phenotyping of childhood mental health.

## CHAMP SYSTEM

### Introduction

Childhood mental health disorders are common and if left untreated, can become chronic and impairing into adolescence. One of the challenges we currently face with assessing children is that those who are eight and younger are not reliable reporters of their emotional symptoms. Consequently, valid self-report assessments do not exist, and we must rely on caregiver reports. However, caregivers often unintentionally under-report their children's mental health, or exhibit reporting bias based on their own mental health symptoms<sup>1</sup>. There is a need to supplement these subjective child mental health assessments with objective measures as multiple screening sources can improve identification and reduce misclassification<sup>2</sup>. To address this need, there is great promise in the field of digital phenotyping<sup>3</sup>. However, the field is in its infancy and there is still much to learn about digital phenotypes, particularly in early childhood.

The emerging field of digital psychiatry has started to take advantage of the plethora of objective data accessible from smartphones for informing computation of digital biomarkers using data sources such as audio, video, movement sensors, geotagging, text messages, and smartphone usage statistics. These digital biomarkers can be combined to form digital phenotypes of specific mental health conditions that may be assessed and monitored over time. For instance, our prior work has demonstrated digital phenotyping derived from child movement and speech recorded during adapted behavior paradigms can identify young children with anxiety and depression with good accuracy (75%-81%)<sup>4-8</sup>. However, it can be difficult for other researchers to replicate this data as a broadly interdisciplinary team is required. In our case, expertise in wearable sensors, biomechanics, signal processing, data science, and clinical psychology were all required for success of the project. While clinical need is high, it is challenging and slow to make evidence-based progress in digital mental health.

## CHAMP SYSTEM

The field of digital mental health apps accessible to clinical users has been described as the ‘wild west’<sup>9</sup> with efforts to increase accessibility often outweighing efforts to demonstrate efficacy and effectiveness. Parameters have been suggested to reign in this field, such as the App Evaluation Model by the American Psychiatric Association Initiative<sup>10</sup> which evaluates digital mental health phenotypic assessments and therapeutics in part on clinical foundation, including having some evidence of benefit from academic institutions, publications, end user feedback, or research studies. To build a strong clinical foundation, each digital mental health technology must be tested in research studies by, optimally, multiple academic institutions. One instance of this is the LAMP (Learn, Assess, Manage, and Prevent) app and accompanying platform which was developed to support early adopters of digital phenotyping for clinical psychosis. Goals of this research team were to make standardized, validated digital phenotyping tools accessible to other researchers, effectively crowd-sourcing efficacy and effectiveness testing across diverse populations and use-cases<sup>3,11,12</sup>. This approach ultimately allows evidence-based digital mental health tools to get into the hands of patients and providers more swiftly.

Herein, we present a freely accessible digital mental health technology (mobile application) and accompanying open-source platform for researchers to use to collect biomarkers and to help develop digital phenotypes for the first time for mental health disorders in early childhood. This ChAMP System (Childhood Assessment and Management of digital Phenotypes) adapts and standardizes behavioral assessment paradigms used in early childhood research and automates data collection of motion and audio data throughout these paradigms using ubiquitous technologies.

## Method

## CHAMP SYSTEM

### The ChAMP System

The ChAMP System (see **Figure 1**) standardizes the administration of behavioral mood induction tasks for children, enables collection of multimodal physiological data at scale, and facilitates the discovery of digital phenotypes. As illustrated in Figure 1, the system is composed of a mobile health application and an open-source interactive data processing pipeline. To initiate the ChAMP System, the research administrator opens the ChAMP app and clicks start for each mood induction task when prompted. The ChAMP app is designed with simple screens indicating expected administrator actions (e.g. start, restart, save) and, large-font countdowns while within active tasks. The app collects continuous motion (via the onboard inertial measurement unit which captures acceleration and angular velocity at a sampling rate of 300 Hz) and audio data (via the onboard microphone at a sampling rate of 8 kHz), makes sounds to signal procedural requirements to the administrator and/or child, ends tasks, and stores organized data for researchers. The multimodal data is manually uploaded by administrators from the smartphone to a computer. The ChAMP App was written in Kotlin and is designed to be downloaded onto an Android smartphone and secured to the child's lower back using a custom waist belt (belt instructions are provided on the ChAMP website). The interactive data processing pipeline ([ChAMP Website](#)) is implemented in Python in a Jupyter Notebook and automatically extracts features that quantify how a child moves and speaks during each task. Features are extracted from theory-driven segments within each task and provide a summary of movement and vocal data during each segment. Digital biomarkers are then defined as features that demonstrate clinical relevance and can be combined to form digital phenotypes of childhood mental health diagnoses. The platform is set up to enable seamless collaboration, so researchers

## CHAMP SYSTEM

who bring data science and signal processing skills can contribute new algorithms for the community to use.

### ChAMP Behavior Battery

Each of the three behavior tasks (Approach<sup>5,6,13</sup>, Speech<sup>7,14,15</sup>, and Bubbles<sup>8,16,17</sup>, see Table 1) is meant to induce a construct of negative or positive valence from the Research Domain Criteria framework<sup>18</sup>, which have associations with anxiety and depressive symptoms<sup>19–22</sup>. The ChAMP app facilitates the protocols, collects timely objective data, and provides output accordingly. Each standardized task is described in detail in the full protocol (see [ChAMP Website](#)).

### Feature Engineering

Each task was partitioned into temporal segments to capture protocol sequences and/or different RDoC constructs. Basic statistical features from the Approach and Bubbles tasks were derived from the smartphone's 3-axis gyroscope and accelerometer. Audio features with high strength voice activity detection from the Speech task were derived from the smartphone's microphone data. A detailed description of feature engineering and a full list of features extracted can be found in the **Supplemental Material**.

### Study Recruitment

We present this analysis as a part of a larger study with aims of collecting data from 100 children. A subsample of 50 children were included herein, as data collection is on-going. Children and their primary caregiver were recruited as participants in Fall 2021-2022 from a state-wide sample via advertisements (n=48), as well as in collaboration with the Vermont Center for Children, Youth and Families (VCCYF) in the Division of Child Psychiatry at the

## CHAMP SYSTEM

University of Vermont (n=2). To meet inclusion criteria, children had to be aged 4-8 years, with no suspected or diagnosed developmental disorders, serious medical conditions, or cognitive impairments, and primary caregivers had to be at least 18 years old and English-speaking.

For this analysis, the 50 children were included were ages 5-8 (M=84.8 months, SD=12.1), 60% (n=30) were male, and 86% (n=43) were White, non-Hispanic. Most reporting caregivers (88% biological mothers, n=44) were living with a partner (84%, n=41), had attained a bachelor's degree or higher (83% n=39) and 77% had average yearly household income of \$75,000 or more. During the study lab visit, children were assessed for mental health diagnoses of which 48% (n=24) met criteria for at least one anxiety disorder (42%, n=21, inclusive of generalized anxiety disorder, separation anxiety disorder, social phobia, anxiety-unspecified, and post-traumatic stress disorder,) and/or depressive (16%, n=8, inclusive of major depressive disorder, persistent depressive disorder and depressive disorder-unspecified) disorder. Six children with (25%) and five children without (19%) an anxiety or depressive disorder met criteria for an externalizing disorder (attentional deficit hyperactive disorder or oppositional defiant disorder). The wide range of disorders in this sample fit recommendations of recruiting participants with less specific clinical criteria, and without a “super-normal” control group<sup>23</sup> to better represent the general population. We hereafter define *affected* as subjects with any anxiety or depressive disorder, and *unaffected* as those without any anxiety or depression disorder.

## Study Procedure

Eligible children and their primary caregivers attended a ~2.5-hour laboratory visit, where caregivers provided written informed consent approved by the Institutional Review Board at the University of Vermont (CHRBSS 00001218). During the visit, the child's caregiver was administered a clinical interview about their child's mental health (the Schedule for Affective

## CHAMP SYSTEM

Disorders and Schizophrenia for School-Age Children-Present and Lifetime Version)<sup>24,25</sup> and completed several questionnaires about their child's mental health and development. Final diagnoses were derived via clinical consensus using the best-estimate procedures based on parent-report symptom checklists and family history with a supervising licensed clinical psychologist.

Simultaneously, the child was outfitted with sensors for continuous monitoring of physiology (see **Figure 2a**). Only data from the ChAMP app is presented herein. The child was led to a novel room by an administrator to engage in the ChAMP Behavior Battery (see **Figure 2b**). Afterward the child completed a standardized intelligence test and then played with toys until their caregiver completed their tasks. Families were compensated with a \$60 gift card and a \$5 toy. Families were called by a licensed clinical psychologist (the study PI) to discuss the results of their child's mental health assessment and referral recommendations within two weeks of their visit.

## Results

### Associations between features within and across tasks

Raw signal data (**Figure 3a**) is challenging to analyze and interpret, thus we segment each task temporally into epochs and compute simple statistical features to capture overall trends during the task (see **Supplemental Material** for additional details). Principal Component Analysis (PCA) (**Figure 3b**) reveals that 80% of the variance in our dataset can be explained by 20 principal components (PCs). More than 50 PCs are required to explain all variance in our dataset. This implies that child behavior during these mood induction tasks is complex and requires a variety of multimodal features to model appropriately. Among the first 20 PCs (**Figure 3c**), variance is distributed across our three mood induction tasks. The first PC explains

## CHAMP SYSTEM

~20% of the variance and is composed largely of features derived from the Bubbles task. The second PC is composed largely of features derived from the Speech task. The third PC is composed equally of features derived from the Bubbles and Speech task, while the fourth and fifth PCs are composed largely of features derived from the Approach task. The unique representation of each task within the first five PCs implies that tasks are contributing independent information and supports each of their consideration for digital phenotyping. The trajectory of selected features across each task by internalizing mental health diagnostic group (affected and unaffected) is represented in **Figure 3d-f**.

### Associations between features and child diagnostic status and symptom severity

We compared our derived features between diagnostic groups using Mann Whitney U tests (**Figure 4a-c**). For children with an internalizing disorder, we also tested for associations with internalizing symptom count using spearman correlations (**Figure 4e-g**). Neither age nor gender significantly related to diagnostic status or symptom severity and were not included as covariates in analyses. We consider significance at  $p < .05$  and trend at  $p < .10$ . Findings from these tests in the context of clinical presentation are presented in **Figure 4d**. The full list of feature comparisons and correlative findings can be found in the **Supplemental Material**.

## Discussion

Through the introduction of the ChAMP system, we provide an accessible, standardized tool to collect motion and audio data during mood induction tasks and an open-source platform to engineer objective features related to childhood mental health for non-experts. We provide promising results suggesting that even some of the simplest movement and vocal features from these tasks could serve as biomarkers for childhood anxiety and depression.



## CHAMP SYSTEM

### Relationship Between Multimodal Features Within and Across Tasks

Our feature analyses demonstrated several key findings for future use. First, that it is important to use a variety of multimodal features to model the complexity of child behavior during this battery. This implies that machine learning techniques which allow for modeling these complex relationships will likely be the best analytical strategy for these data<sup>1,6,7</sup>. Herein, we used only high-level features. However, based on our previous work, it is likely that that more granular biomechanical features may provide improved model performance<sup>26</sup>. Thus, we aim to explore a greater variety and complexity of features (e.g., turning behavior, postural sway<sup>27</sup>) in future work. Second, including all three mood induction tasks as one behavior battery is important as features from each appear to be independent, thereby complimenting, one another (**Figure 3c**). Third, engineering features from temporal segments within each task is crucial as results revealed that specific task segments are differentially important in comparing children with and without depression and anxiety (**Figure 3d-f**). While behaviorally coded features from mood induction tasks are typically summed across one (or multiple) tasks<sup>16,21</sup>, our task protocols and measurements were developed and adapted to evoke and quantify differential magnitudes of RDoC constructs across time.

### Association of Digital Biomarkers with Anxiety and Depression

There were several significant associations between movement and audio features and child anxiety and depression, with specific task segments emerging as important. First, consistent with our previous work, affected children presented higher variability in movement directly before an expected startle in the Approach task compared to unaffected children<sup>5</sup>. These heightened features (herein, variability of movement magnitude, and previously, more tilt/turn of the child's body) could represent biomarkers of elevated attentiveness and responsiveness to

## CHAMP SYSTEM

potential threat, consistent with work using different methodology demonstrating children with internalizing disorders attended more to potentially threatening faces than those without<sup>22</sup>. Second, we found higher dominant pitch tone after an unexpected startle in the Speech task in affected than unaffected children, which is also consistent with our previous work<sup>7</sup>. These heightened biomarkers represent elevated reactivity to acute threat, consistent with work using different methodology demonstrating adults with internalizing disorders startle more (higher magnitude eye blink) than those without<sup>28</sup>. Third, we found higher magnitude of angular movement (i.e., tilting, leaning, and twirling) in the initial response to bubbles in the Bubbles task in affected versus unaffected children, potentially indicating a heightened initial response to rewarding stimuli for children with internalizing disorders. This is inconsistent with studies demonstrating blunted responsiveness to reward in adults with depression<sup>29</sup>, but it may support our previous work demonstrating that the Bubbles task biomarkers were more related to broad emotional dysregulation than specifically to depressive or anxious symptoms<sup>8</sup>. Although these straightforward features analyzed using simple statistical test show some promise for clinical utility, few significantly differed by diagnostic group, and it is important to note that our current sample is relatively small (N=50) and not representative of the general population. However, a strength of this study is the inclusion of a wide range of internalizing disorders, while not excluding externalizing disorders. This may make our small sample more clinically representative of community populations. Overall, our findings show promise that specific segments of chosen mood induction tasks are meaningfully unique, *and* that each of the three tasks may contribute to future models of detecting childhood anxiety and depression.

## ChAMP as an open-access digital tool

## CHAMP SYSTEM

In the previous decade, we have seen a rise in validated mobile applications and platforms that aim to increase awareness, monitoring, and intervention of mental illness (e.g., PanicMechanic<sup>30</sup>, LAMP<sup>12</sup>, FOCUS<sup>31</sup>). There is an increase in commercial and research platforms that incorporate aspects of the digital phenotyping lifecycle (i.e. a study protocol portal, a tool for data collection, a mechanism for storing and accessing that data, and analysis tools for producing data insights), but very few feature all of the necessary components and data to replicate and validate findings or insights<sup>3</sup>. ChAMP provides accessibility and flexibility in these components, and for the first time, with a focus on *early childhood* mental health research.

By offering an app and platform for active data collection, we aim to aid researchers in charging ahead in the field of digital psychiatry<sup>32</sup>. Future improvements to ChAMP will increase the customizability of our platform to enhance research and ultimately clinical utility<sup>3,32</sup>. Our next steps toward a customizable tool would allow investigation into additional conditions impacting children across a wider range of ages. Potential modifications could include additional mood induction tasks, project-specific enhancement in app protocol, and companion wearable devices. For instance, autism is an area wherein movement and speech data has often been used for assessment of diagnostic status and severity<sup>33,34</sup>, as well as ADHD<sup>35,36</sup>. With more replication and validation across samples by clinical researchers, this digital tool has potential to ultimately improve assessment, and to serve as a clinical endpoint to better inform intervention.

## CHAMP SYSTEM

### **Data availability:**

A subset of the movement data derived from the Approach and Bubbles tasks used in this analysis can be downloaded from our website: [ChAMP Website](#). The diagnostic data associated with each subject is included in a summarized format.

### **Code availability:**

A simplified open-source script for processing ChAMP data is available, along with information on how to request assistance and details on the specific packages used, at the [ChAMP Website](#).

## CHAMP SYSTEM

### References:

1. McGinnis EW, Copeland W, Shanahan L, Egger HL. Parental perception of mental health needs in young children. *Child Adolesc Ment Health*. 2022;27(4):328-334. doi:10.1111/camh.12515
2. Achenbach TM, McConaughy SH, Howell CT. Child/adolescent behavioral and emotional problems: implications of cross-informant correlations for situational specificity. *Psychol Bull*. 1987;101(2):213-232.
3. Torous J, Kiang MV, Lorme J, Onnela JP. New Tools for New Research in Psychiatry: A Scalable and Customizable Platform to Empower Data Driven Smartphone Research. *JMIR Ment Health*. 2016;3(2):e16. doi:10.2196/mental.5165
4. Loftness BC, Halvorson-Phelan J, O'Leary A, Cheney N, McGinnis EW, McGinnis RS. UVM KID Study: Identifying Multimodal Features and Optimizing Wearable Instrumentation to Detect Child Anxiety. In: *2022 44th Annual International Conference of the IEEE Engineering in Medicine & Biology Society (EMBC)*. ; 2022:1141-1144. doi:10.1109/EMBC48229.2022.9871090
5. McGinnis EW, McGinnis RS, Muzik M, et al. Movements Indicate Threat Response Phases in Children at Risk for Anxiety. *IEEE J Biomed Health Inform*. 2017;21(5):1460-1465. doi:10.1109/JBHI.2016.2603159
6. McGinnis EW, McGinnis RS, Hruschak J, et al. Wearable sensors detect childhood internalizing disorders during mood induction task. *PloS One*. 2018;13(4):e0195598. doi:10.1371/journal.pone.0195598
7. McGinnis EW, Anderau SP, Hruschak J, et al. Giving Voice to Vulnerable Children: Machine Learning Analysis of Speech Detects Anxiety and Depression in Early Childhood. *IEEE J Biomed Health Inform*. 2019;23(6):2294-2301. doi:10.1109/JBHI.2019.2913590
8. McGinnis EW, Scism J, Hruschak J, et al. Digital Phenotype for Childhood Internalizing Disorders: Less Positive Play and Promise for a Brief Assessment Battery. *IEEE J Biomed Health Inform*. 2021;25(8):3176-3184. doi:10.1109/JBHI.2021.3053846
9. Anthes E. Mental health: There's an app for that. *Nature*. 2016;532(7597):20-23. doi:10.1038/532020a
10. Lagan S, Emerson MR, King D, et al. Mental Health App Evaluation: Updating the American Psychiatric Association's Framework Through a Stakeholder-Engaged Workshop. *Psychiatr Serv Wash DC*. 2021;72(9):1095-1098. doi:10.1176/appi.ps.202000663
11. Torous J, Wisniewski H, Bird B, et al. Creating a Digital Health Smartphone App and Digital Phenotyping Platform for Mental Health and Diverse Healthcare Needs: an Interdisciplinary and Collaborative Approach. *J Technol Behav Sci*. 2019;4(2):73-85. doi:10.1007/s41347-019-00095-w

## CHAMP SYSTEM

12. Wisniewski H, Henson P, Torous J. Using a Smartphone App to Identify Clinically Relevant Behavior Trends via Symptom Report, Cognition Scores, and Exercise Levels: A Case Series. *Front Psychiatry*. 2019;10:652. doi:10.3389/fpsyt.2019.00652
13. Lopez-Duran NL, Hajal NJ, Olson SL, Felt BT, Vazquez DM. Individual differences in cortisol responses to fear and frustration during middle childhood. *J Exp Child Psychol*. 2009;103(3):285-295. doi:10.1016/j.jecp.2009.03.008
14. Kendall PC, Flannery-Schroeder E, Panichelli-Mindel SM, Southam-Gerow M, Henin A, Warman M. Therapy for youths with anxiety disorders: a second randomized clinical trial. *J Consult Clin Psychol*. 1997;65(3):366-380.
15. Bae YJ, Stadelmann S, Klein AM, et al. The hyporeactivity of salivary cortisol at stress test (TSST-C) in children with internalizing or externalizing disorders is contrastively associated with  $\alpha$ -amylase. *J Psychiatr Res*. 2015;71:78-88. doi:10.1016/j.jpsychires.2015.09.013
16. Gagne JR, Van Hulle CA, Aksan N, Essex MJ, Goldsmith HH. Deriving childhood temperament measures from emotion-eliciting behavioral episodes: scale construction and initial validation. *Psychol Assess*. 2011;23(2):337-353. doi:10.1037/a0021746
17. Hurwitz S, Yirmiya N. Autism diagnostic observation schedule (ADOS) and its uses in research and practice. *Compr Guide Autism*. Published online 2014:345-353.
18. Research Domain Criteria (RDoC). National Institute of Mental Health (NIMH). Accessed December 14, 2022. <https://www.nimh.nih.gov/research/research-funded-by-nimh/rdoc>
19. Baji I, Gádoros J, Kiss E, et al. [Symptoms of depression in children and adolescents in relation to psychiatric comorbidities]. *Psychiatr Hung Magy Pszichiátriai Társ Tudományos Folyóirata*. 2012;27(2):115-126.
20. McTeague LM, Lang PJ. The anxiety spectrum and the reflex physiology of defense: from circumscribed fear to broad distress. *Depress Anxiety*. 2012;29(4):264-281. doi:10.1002/da.21891
21. Moser JS, Durbin CE, Patrick CJ, Schmidt NB. Combining Neural and Behavioral Indicators in the Assessment of Internalizing Psychopathology in Children and Adolescents. *J Clin Child Adolesc Psychol Off J Soc Clin Child Adolesc Psychol Am Psychol Assoc Div 53*. Published online January 31, 2014. doi:10.1080/15374416.2013.865191
22. Salum GA, Mogg K, Bradley BP, et al. Threat bias in attention orienting: evidence of specificity in a large community-based study. *Psychol Med*. 2012;1(1):1-13.
23. Cuthbert BN, Insel TR. Toward the future of psychiatric diagnosis: the seven pillars of RDoC. *BMC Med*. 2013;11:126. doi:10.1186/1741-7015-11-126
24. Birmaher B, Ehmann M, Axelson DA, et al. Schedule for Affective Disorders and Schizophrenia for School-Age Children (K-SADS-PL) for the Assessment of Preschool

## CHAMP SYSTEM

- Children- A Preliminary Psychometric Study. *J Psychiatr Res.* 2009;43(7):680-686. doi:10.1016/j.jpsychires.2008.10.003
25. Kaufman J, Birmaher B, Brent DA, Ryan ND, Rao U. K-SADS-PL. *J Am Acad Child Adolesc Psychiatry.* 2000;39(10):1208. doi:10.1097/00004583-200010000-00002
26. McGinnis RS, McGinnis EW, Hruschak J, et al. Rapid detection of internalizing diagnosis in young children enabled by wearable sensors and machine learning. *PLOS ONE.* 2019;14(1):e0210267. doi:10.1371/journal.pone.0210267
27. Meyer BM, Depetrillo P, Franco J, et al. How Much Data Is Enough? A Reliable Methodology to Examine Long-Term Wearable Data Acquisition in Gait and Postural Sway. *Sensors.* 2022;22(18):6982. doi:10.3390/s22186982
28. McTeague LM, Lang PJ. The anxiety spectrum and the reflex physiology of defense: from circumscribed fear to broad distress. *Depress Anxiety.* 2012;29(4):264-281. doi:10.1002/da.21891
29. Bylsma LM, Morris BH, Rottenberg J. A meta-analysis of emotional reactivity in major depressive disorder. *Clin Psychol Rev.* 2008;28(4):676-691. doi:10.1016/j.cpr.2007.10.001
30. McGinnis E, O'Leary A, Gurchiek R, Copeland WE, McGinnis R. A Digital Therapeutic Intervention Delivering Biofeedback for Panic Attacks (PanicMechanic): Feasibility and Usability Study. *JMIR Form Res.* 2022;6(2):e32982. doi:10.2196/32982
31. Ben-Zeev D, Kaiser SM, Brenner CJ, Begale M, Duffecy J, Mohr DC. Development and Usability Testing of FOCUS: A Smartphone System for Self-Management of Schizophrenia. *Psychiatr Rehabil J.* 2013;36(4):289-296. doi:10.1037/prj0000019
32. McGinnis RS, McGinnis EW. Advancing Digital Medicine with Wearables in the Wild. *Sensors.* 2022;22(12):4576. doi:10.3390/s22124576
33. Mohanta A, Mukherjee P, Mirtal VK. Acoustic Features Characterization of Autism Speech for Automated Detection and Classification. In: *2020 National Conference on Communications (NCC).* ; 2020:1-6. doi:10.1109/NCC48643.2020.9056025
34. Siddiqui UA, Ullah F, Iqbal A, et al. Wearable-Sensors-Based Platform for Gesture Recognition of Autism Spectrum Disorder Children Using Machine Learning Algorithms. *Sensors.* 2021;21(10):3319. doi:10.3390/s21103319
35. Jiang X, Chen Y, Huang W, et al. WeDA: Designing and Evaluating A Scale-driven Wearable Diagnostic Assessment System for Children with ADHD. In: *Proceedings of the 2020 CHI Conference on Human Factors in Computing Systems.* CHI '20. Association for Computing Machinery; 2020:1-12. doi:10.1145/3313831.3376374
36. Luo J, Huang H, Wang S, et al. A Wearable Diagnostic Assessment System vs. SNAP-IV for the auxiliary diagnosis of ADHD: a diagnostic test. *BMC Psychiatry.* 2022;22(1):415. doi:10.1186/s12888-022-04038-3

## CHAMP SYSTEM

Adapted Task	RDoC Construct	Time	Brief Description	ChAMP Stimuli	ChAMP Output
Approach	Potential Threat	30s	Child walks into darkened room toward covered object	Beeps quickly from 19-25s to increase anxiety	Motion data as csv
Speech	Acute Threat	3m	Child tells story and is told it will be judged	Buzzer sounds at 90 and 160s to induce startle	Audio data as mp3
Bubbles	Response to Reward	3m	Child plays with bubbles from machine	None	Motion data as csv

**Table 1. ChAMP Behavior Battery Tasks**

Mood-induction tasks included in the ChAMP App Behavioral Battery.



## CHAMP SYSTEM

### Figure 1. Key ChAMP System and Kid Study outputs

To facilitate scalable validation and reproduction of the Kid Study we make the critical components to using the ChAMP mobile application widely accessible, including: a process for researchers to directly request ChAMP app download to enable their own data collection (**left**), the protocol for administering the ChAMP behavioral battery (**middle**), and an interactive open-source analysis script for reproducing biomarker feature sets (**right**).

### Figure 2. Study Protocol

**A.** Participating children and their primary caregiver participate in a ~2.5-hour study visit. The caregiver completes a clinical interview to assess their child's mental health status (**A, bottom left**) while the child is outfitted with several wearable sensors including 5 BioStamp sensors, an E4 Empatica wrist sensor, and the belt-worn Android smartphone with the downloaded app, ChAMP (**A, right**) and completes the ChAMP behavioral assessment (**B**).

### Figure 3. Feature Extraction and Principal Component Groupings

**A.** Raw time series signal from one subject in the study during the Bubbles task **B.** Individual and Cumulative explained variance considering all features from the Approach, Speech, and Bubbles task after performing Principal Component Analysis (PCA) **C.** Count of each related task for the top-10 scoring features in the top 20 principal components, and trajectory of features segments across each task (**D.** Approach, **E.** Speech, and **F.** Bubbles) by child diagnostic status grouping. Stars represent epochs exhibiting statistically significant (**E., F.**) or trend-level (**D.**) differences.

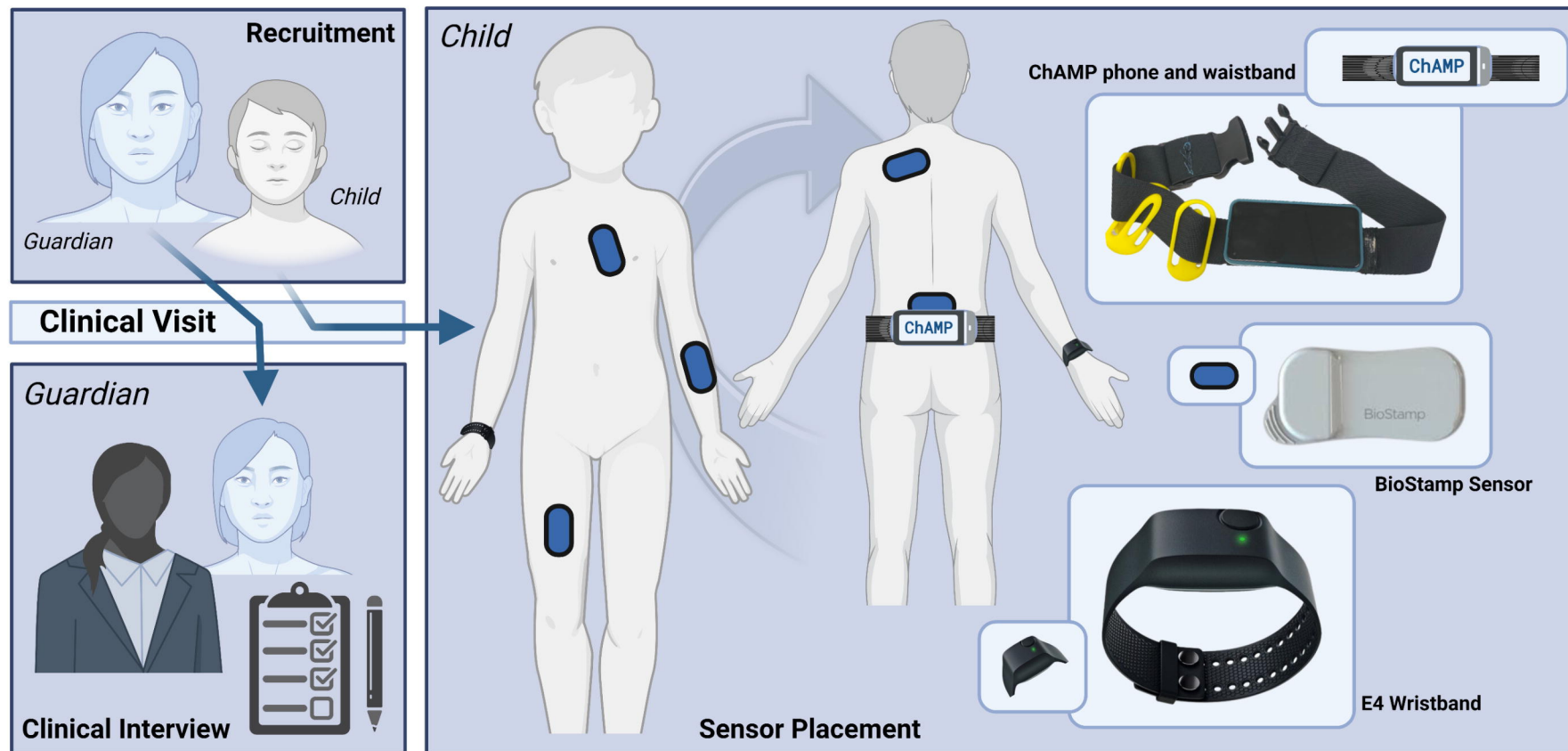
### Figure 4. Group-Level Diagnostic Difference and Symptom Correlations

**A-C.** The most differing group-level (non-ranked) feature for the Approach task (**A**), the Speech task (**B**), and the Bubbles task (**C**). **D.** Summary of features in group-level comparisons based on diagnostic status and correlative comparisons based on symptom severity in diagnosed children.

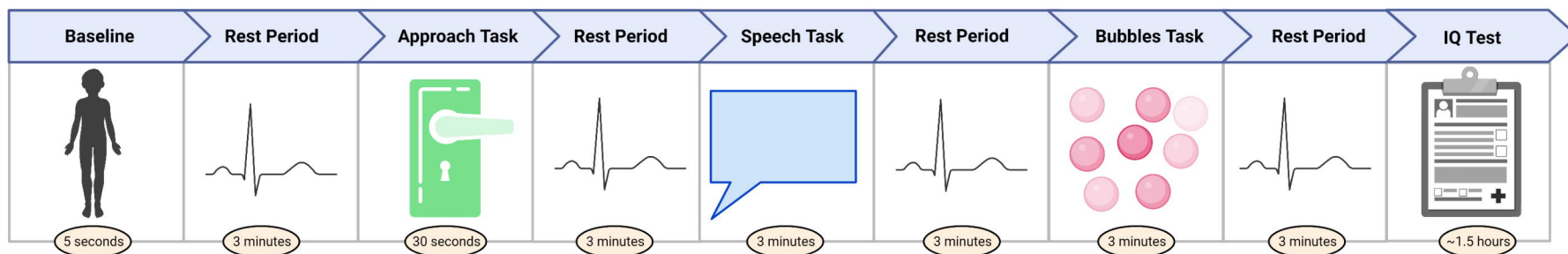
## CHAMP SYSTEM

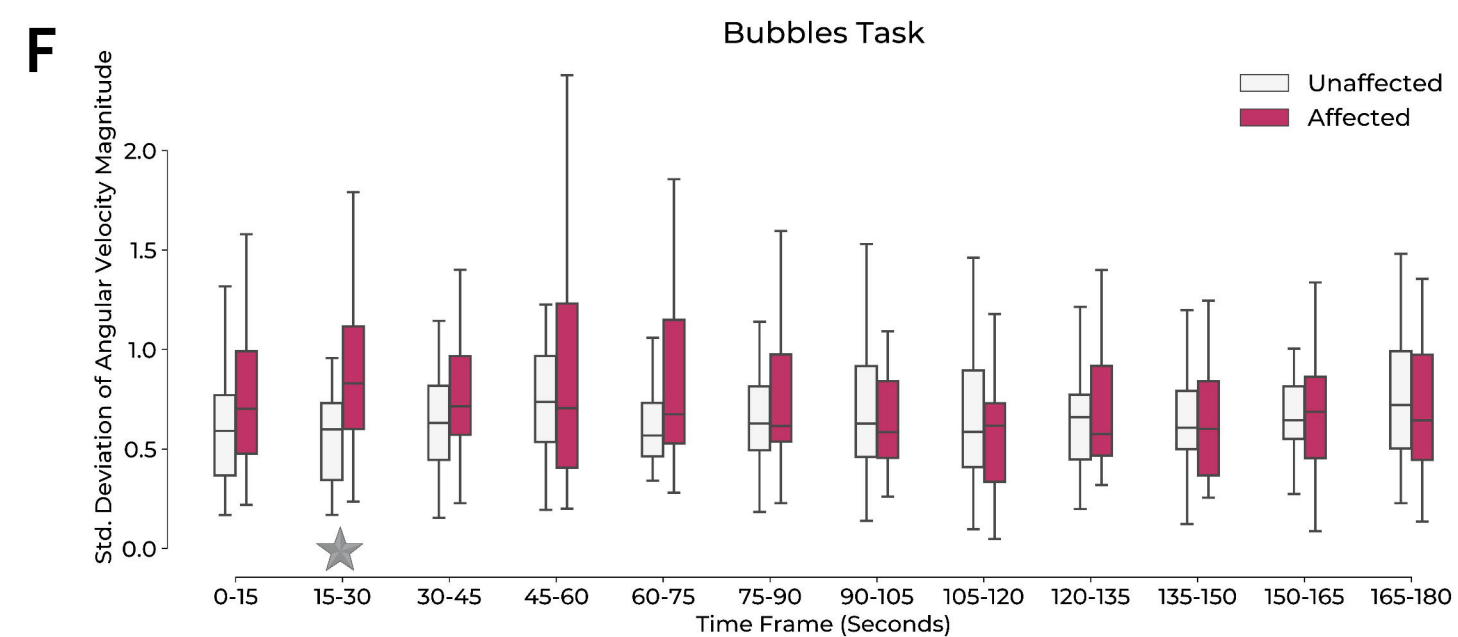
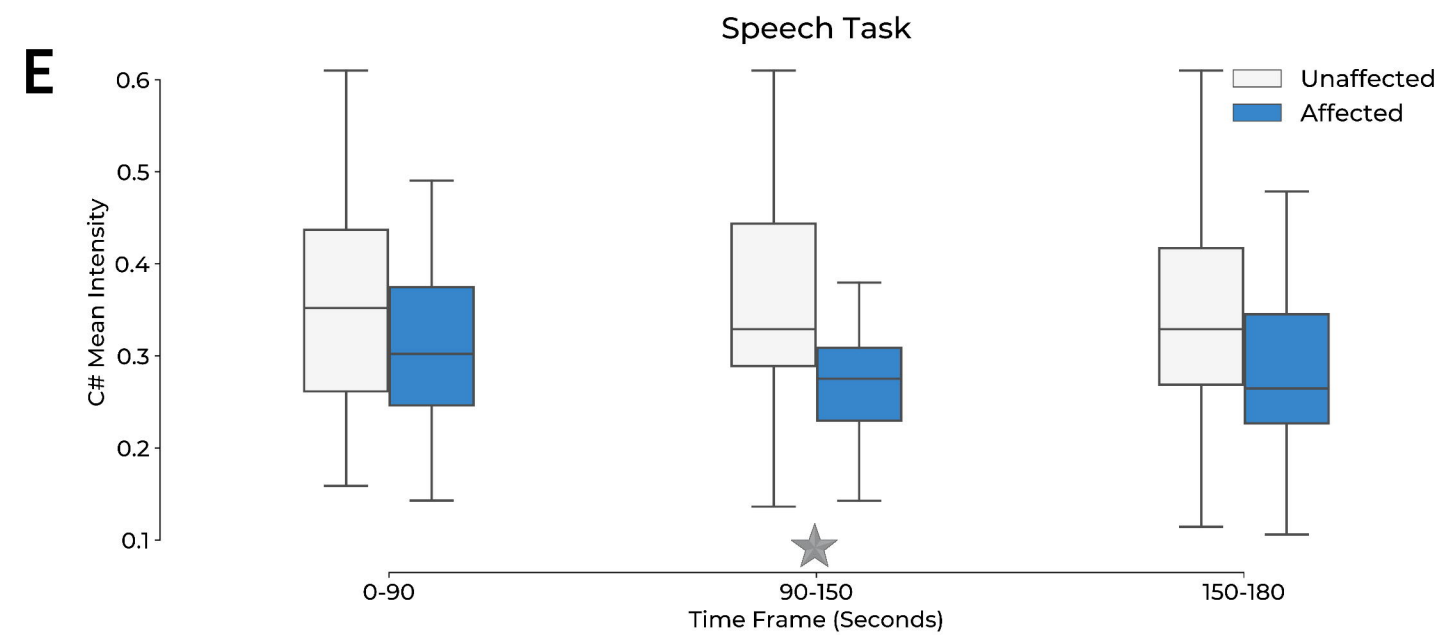
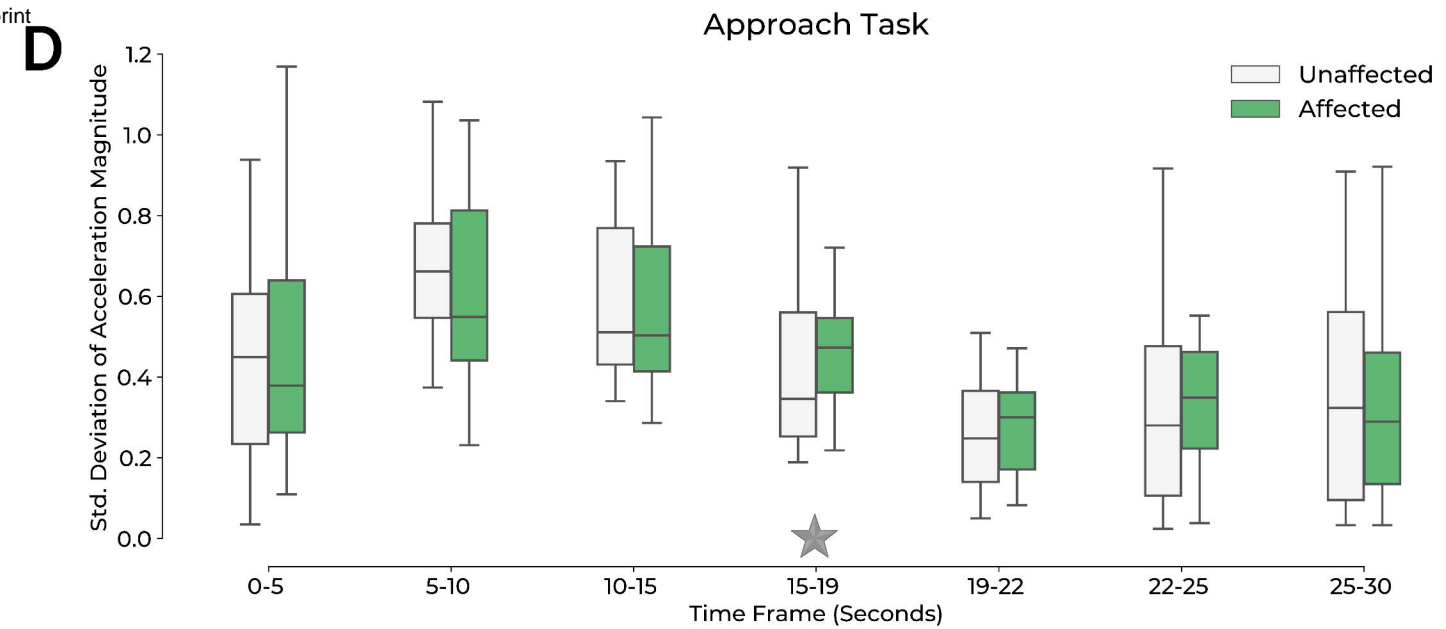
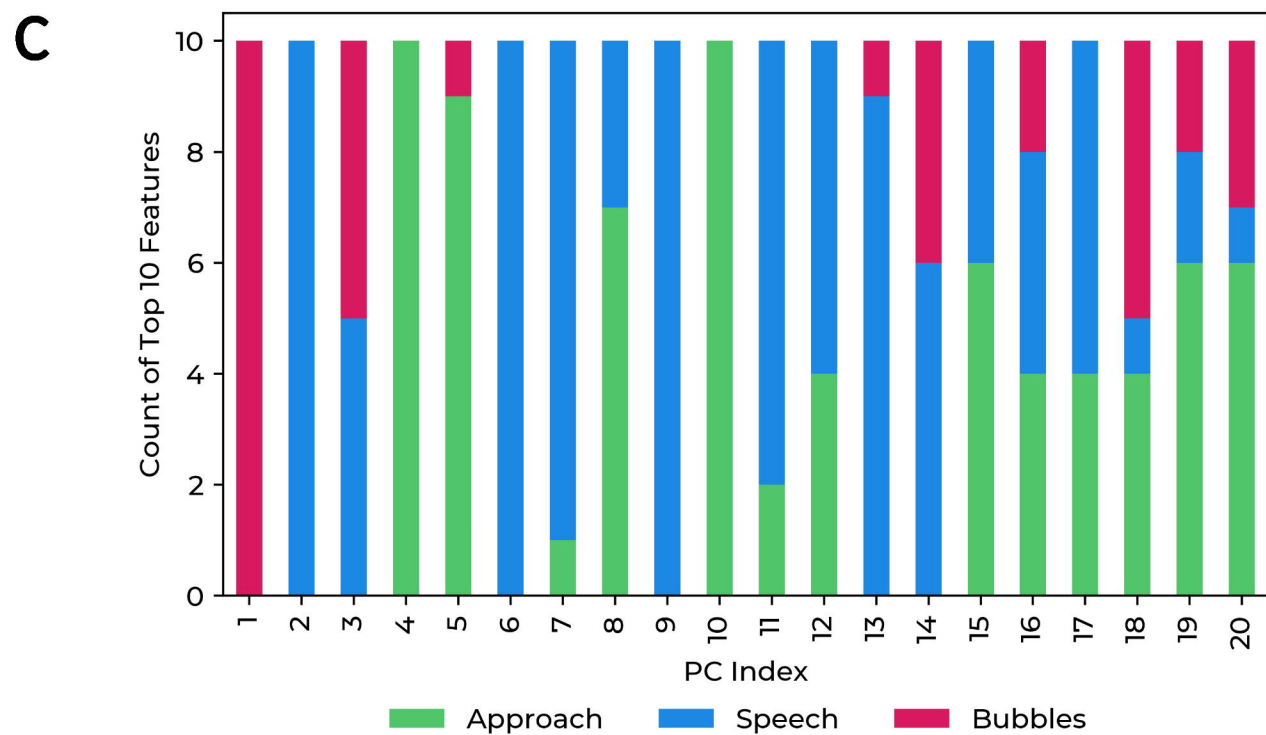
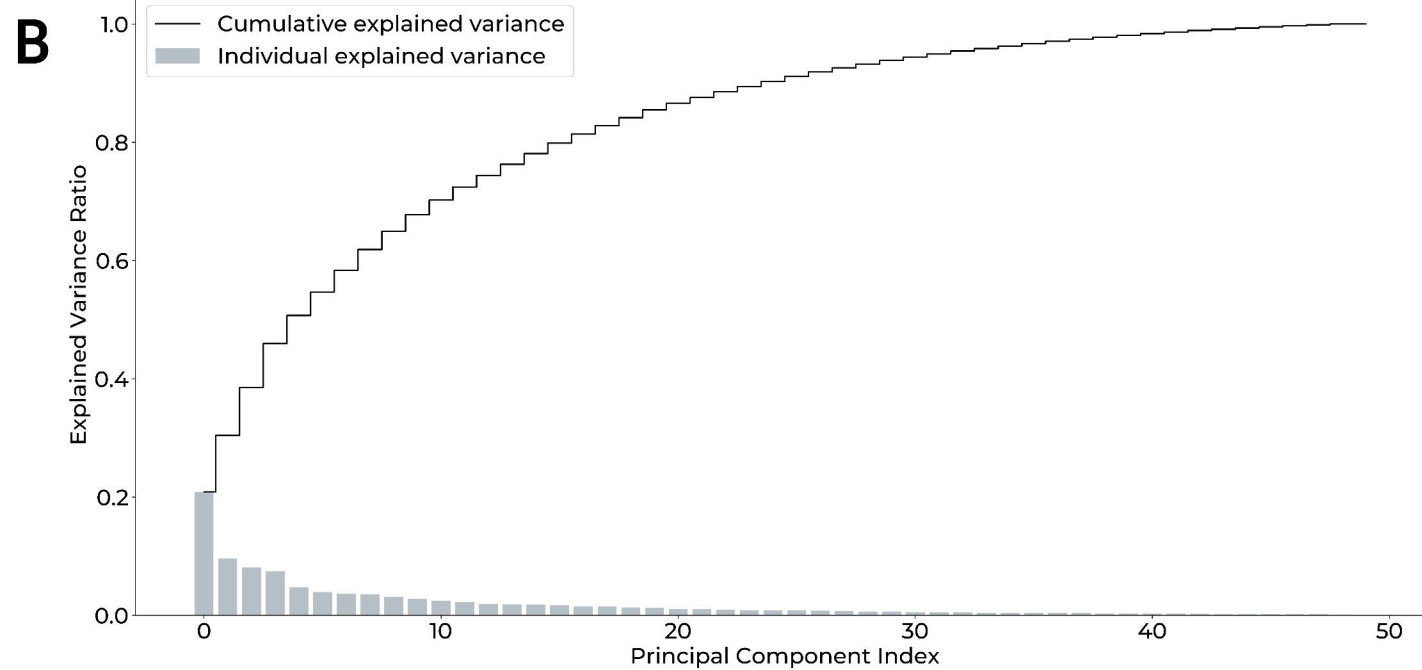
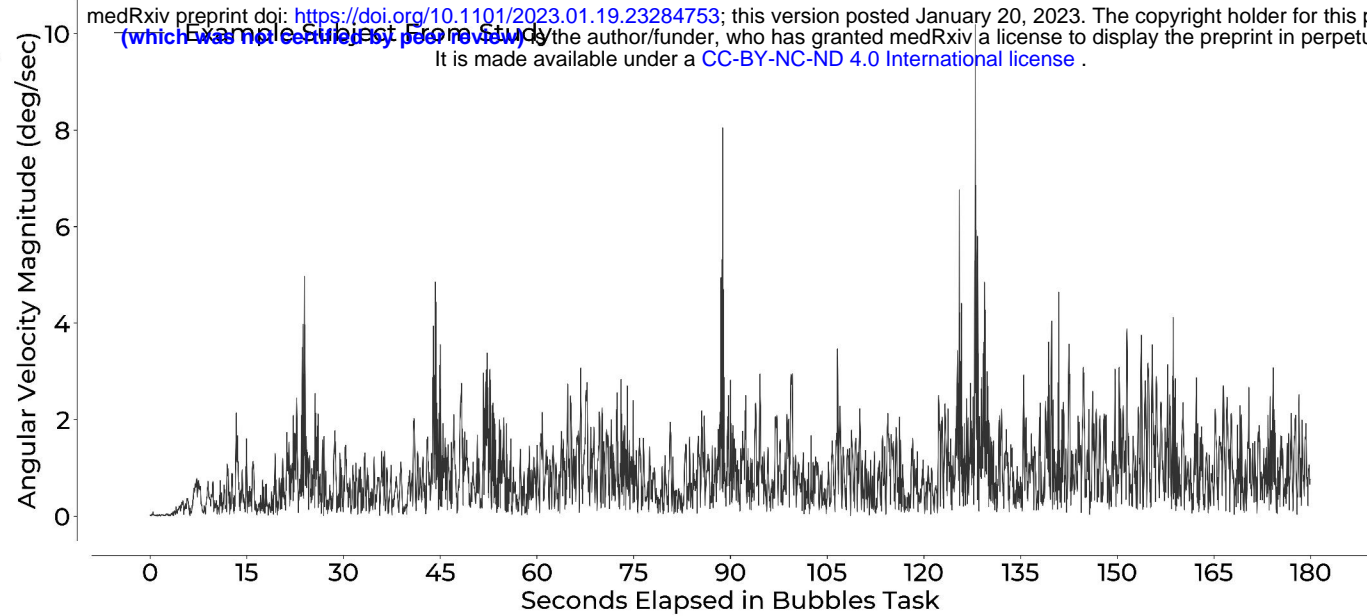
**E-G.** The most correlative features for the Approach task (**E**), the Speech task (**F**), and the Bubbles task (**G**).

A


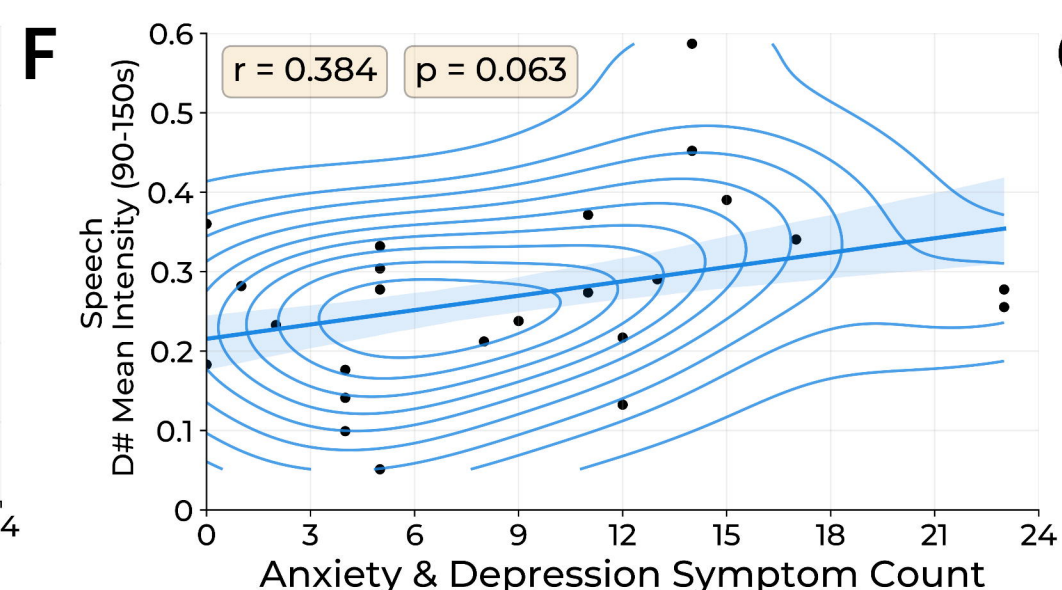
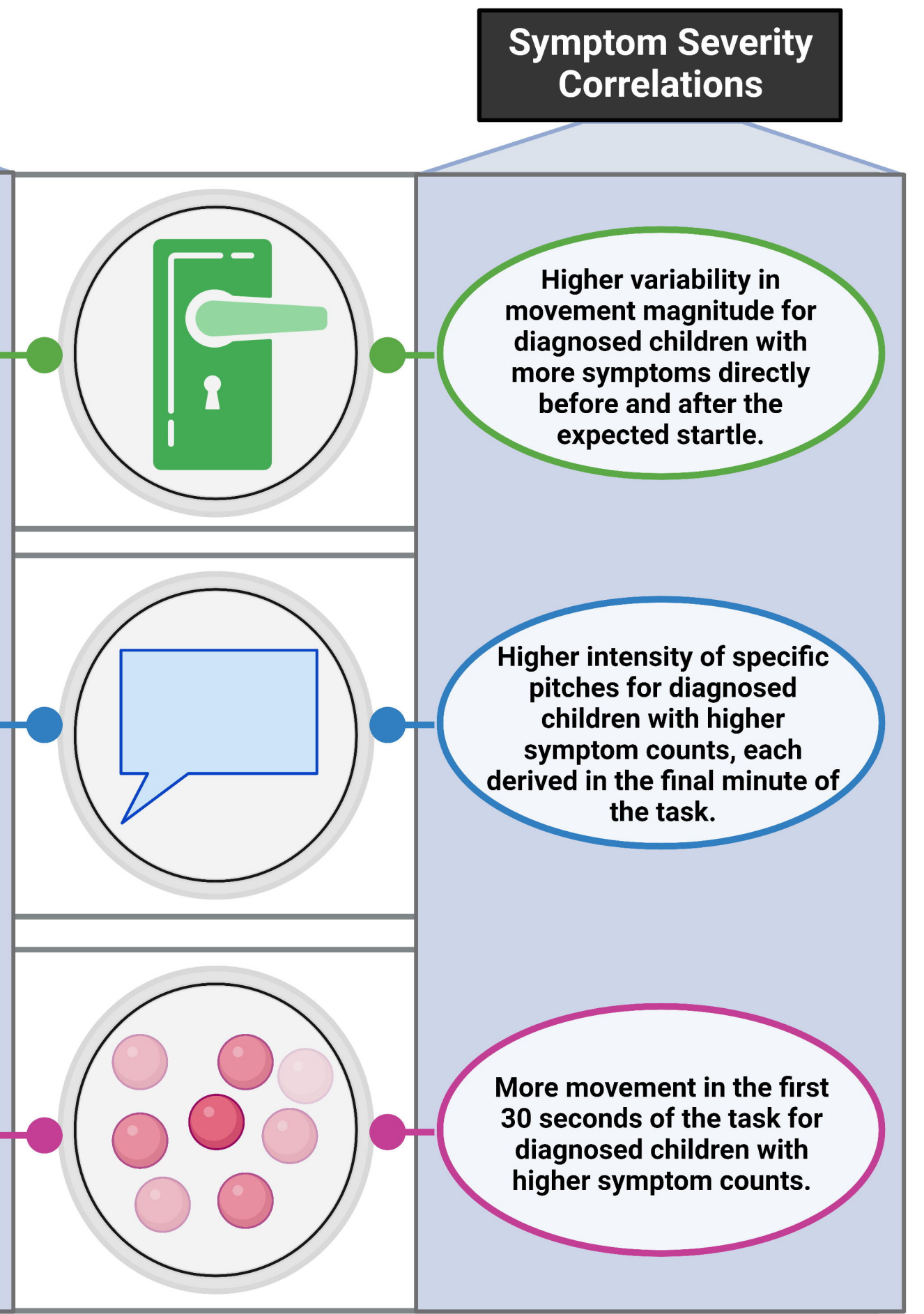
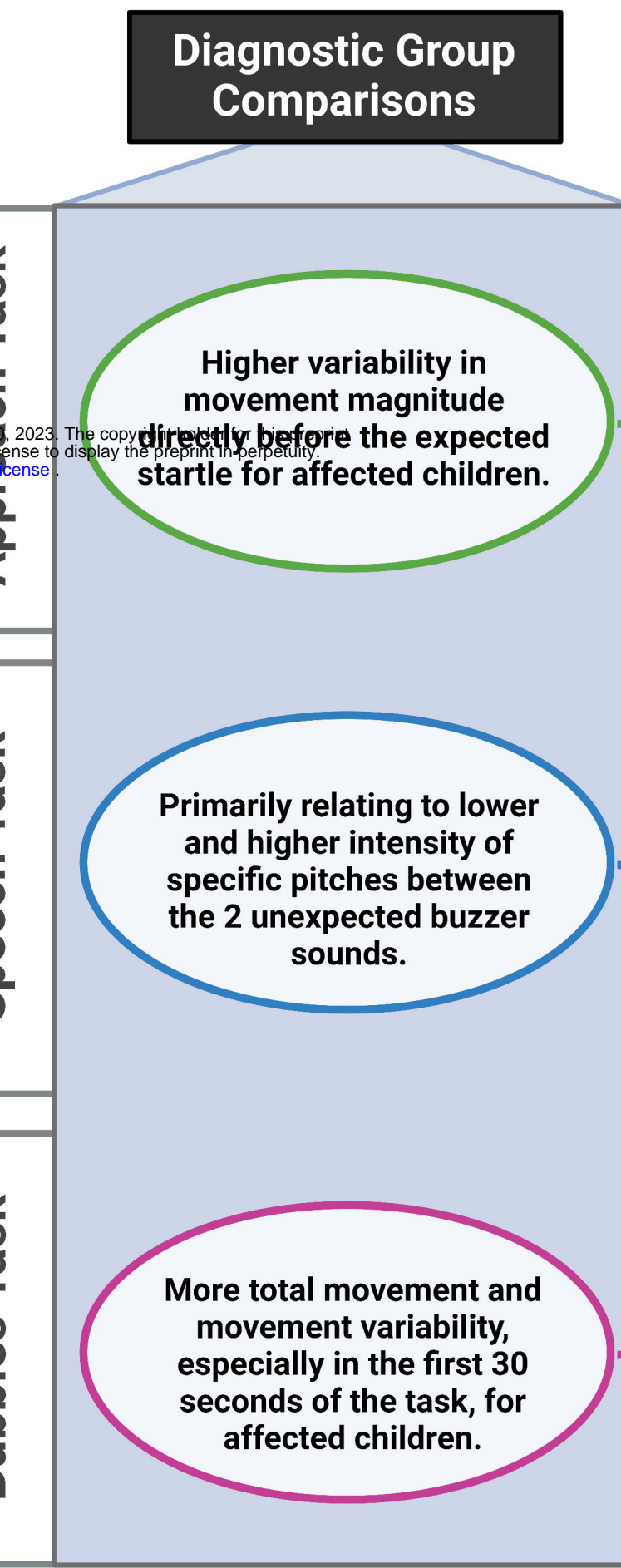
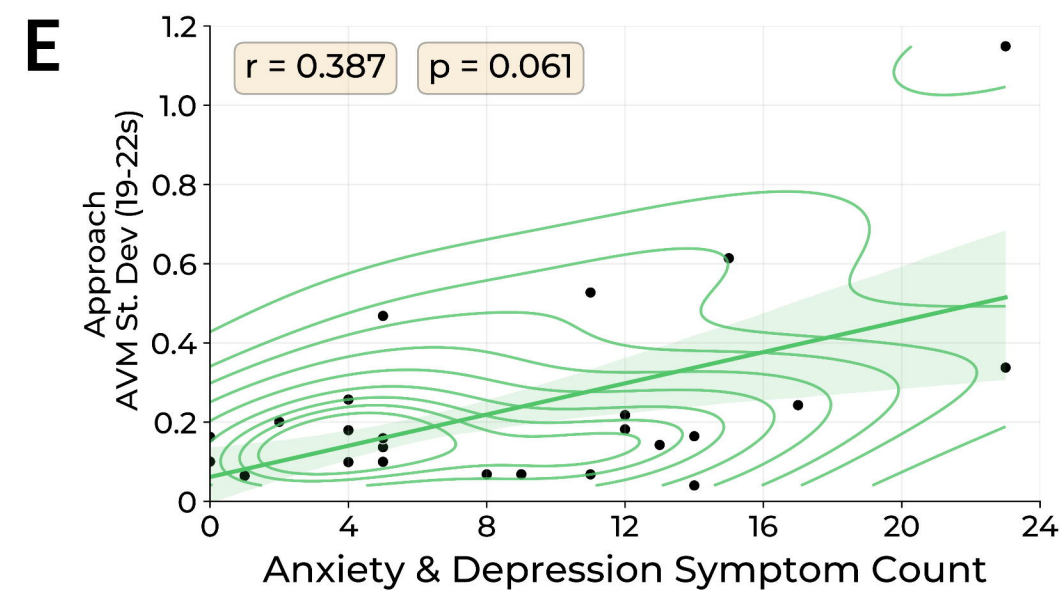
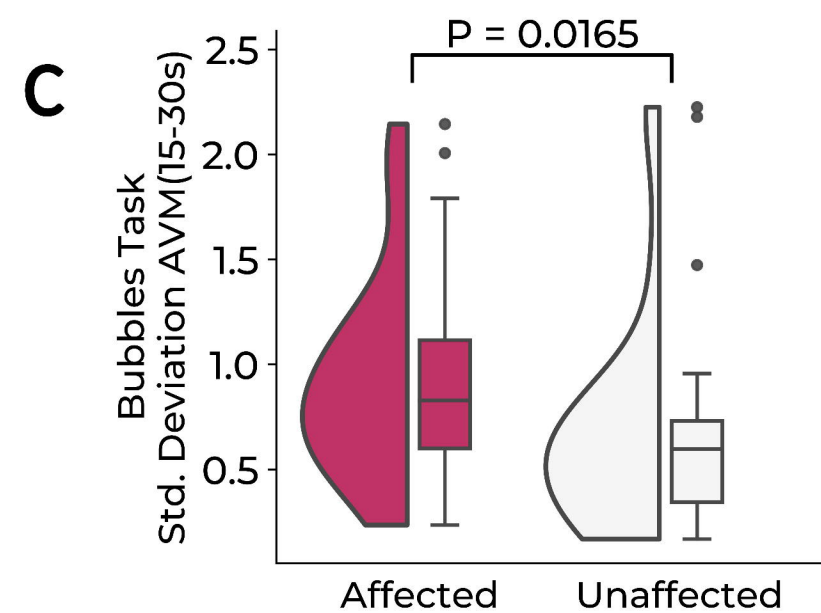
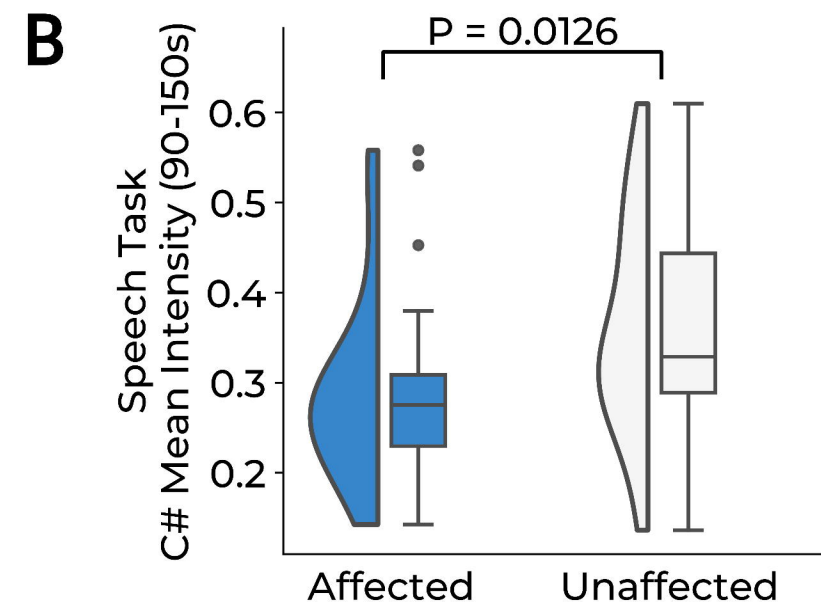
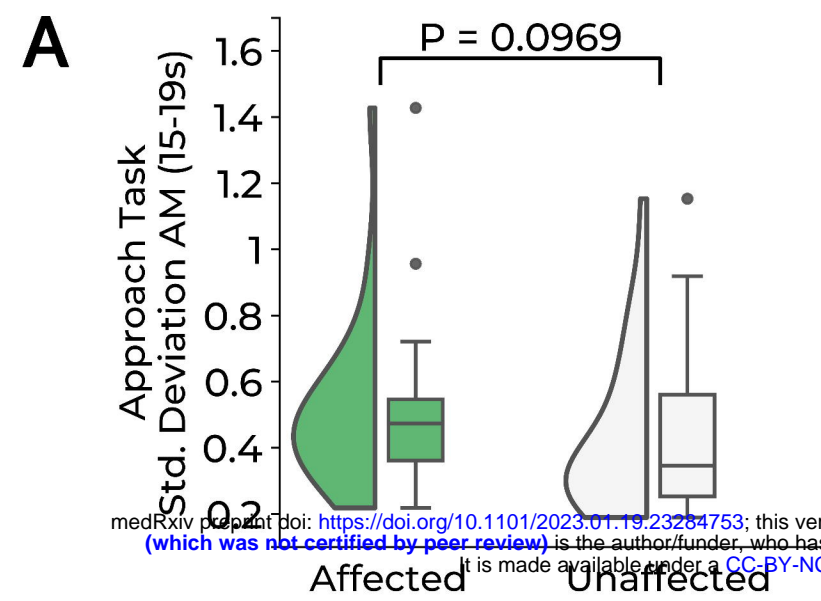


B

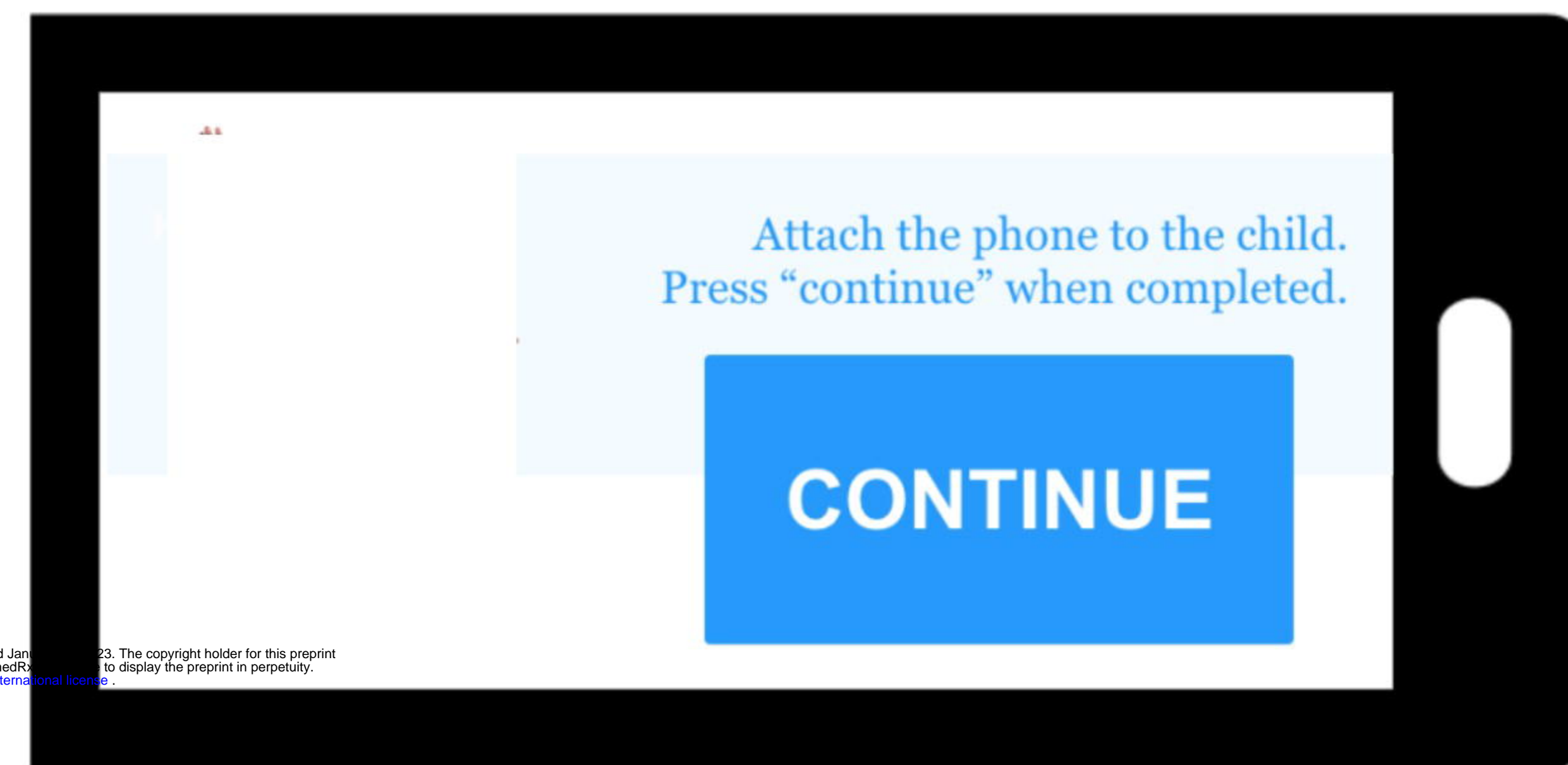












## Multimodal Data Collection App

Kiddie Internalizing Disorder (KID) Study Protocol

12

### 3. Bubble Task (3 minutes)

This task measures a child's movement when presented with the fun stimulation of bubbles. Make sure there is enough space for you and the child to move around. Put the bubble machine on the table pointing into the room.

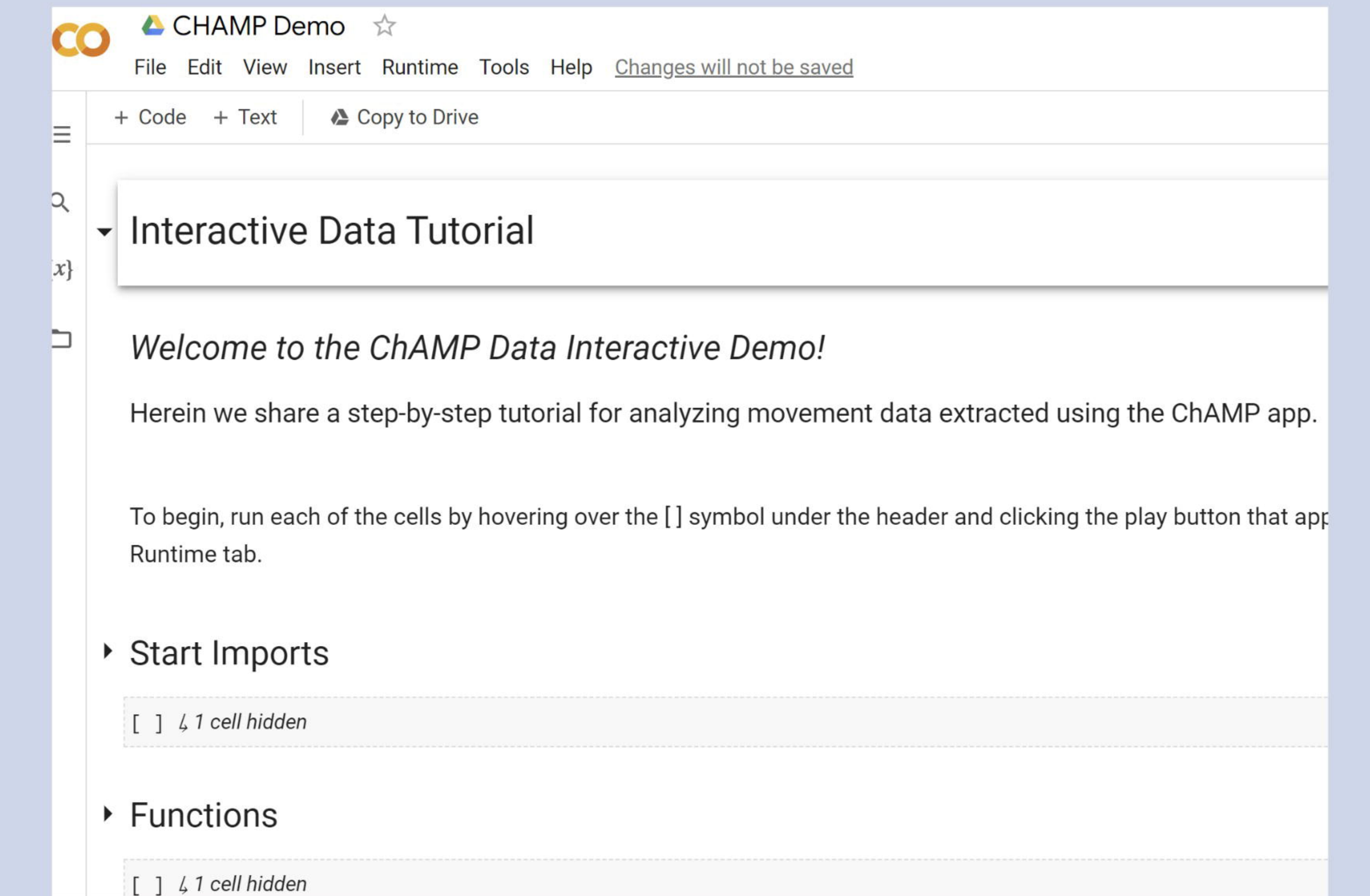
Note: It's ok to drop the professional tone and be playful in this task!

#### Protocol:

1. Turn bubble machine on.
2. Say: "Let's play with bubbles!"
3. Press "Begin Task" on the app.
4. For the next 3 minutes, allow child to play, freely popping bubbles. With a big smile, make exactly 5 statements during this time such as "this is so fun!" and "let's pop the bubbles!" to either maintain or return their focus to the bubbles.

We want to remind the child that they can be excited by this activity, but we also don't want our enthusiasm to be their only reason for excitement!

## Behavioral Assessment Battery Protocol



## Interactive Data Processing Pipeline