

Supplementary material

To manuscript

The effect of previous SARS-CoV-2 infection and COVID-19 vaccination on SARS-CoV-2 Omicron infection and relation with serological response – a prospective cohort study

Brechje de Gier, Anne J. Huiberts, Christina E. Hoeve, Gerco den Hartog, Henri van Werkhoven, Rob van Binnendijk, Susan J.M. Hahné, Hester E. de Melker, Susan van den Hof, Mirjam J. Knol

Table S1. Vaccines received by study participants, per dose. Participants who did not receive the dose were excluded from the percentage calculation.

		N (%)
Dose 1	AstraZeneca (Vaxzevria)	14585 (34.5)
	BioNTech/ Pfizer (Comirnaty)	17036 (40.3)
	Janssen	4729 (11.2)
	Moderna (Spikevax)	5864 (13.9)
	Unknown	31 (0.1)
Dose 2	AstraZeneca (Vaxzevria)	13505 (32.3)
	BioNTech/ Pfizer (Comirnaty)	19191 (45.9)
	Janssen	115 (0.3)
	Moderna (Spikevax)	7971 (19.0)
	Novavax	2 (0.0)
	Unknown	1072 (2.6)
Dose 3	AstraZeneca (Vaxzevria)	343 (1.0)
	BioNTech/ Pfizer (Comirnaty)	13822 (38.5)
	Janssen	18 (0.1)
	Moderna (Spikevax)	21408 (59.7)
	Novavax	2 (0.0)
	Unknown	264 (0.7)
Dose 4	AstraZeneca (Vaxzevria)	99 (0.8)
	BioNTech/ Pfizer (Comirnaty)	3239 (27.3)
	Janssen	4 (0.0)
	Moderna (Spikevax)	8159 (68.7)
	Novavax	5 (0.0)
	Unknown	374 (3.1)

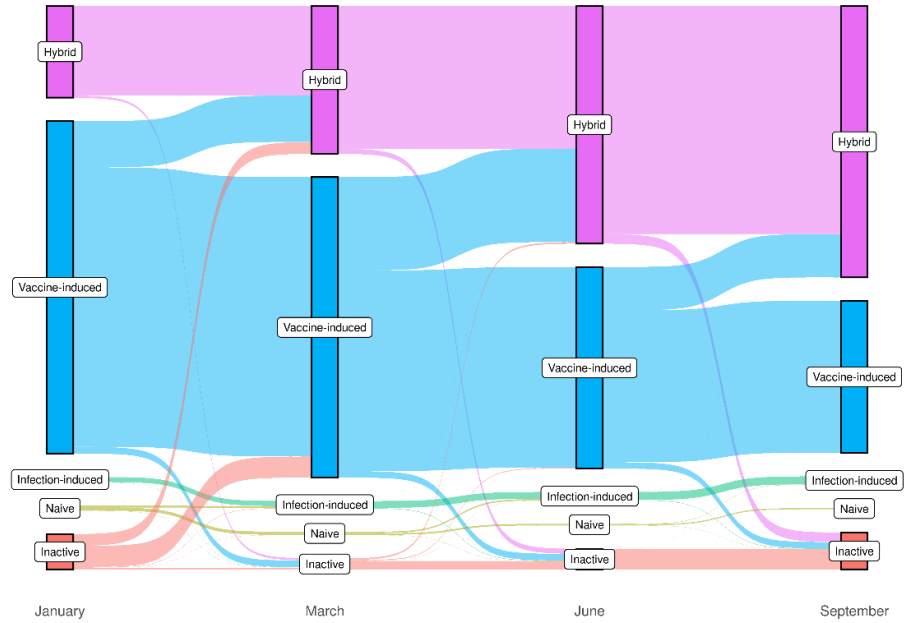
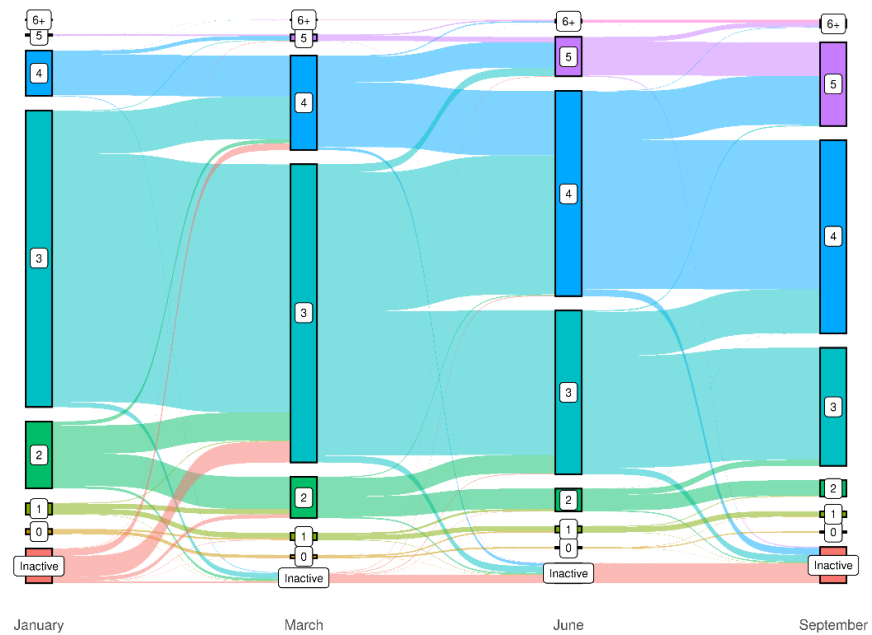
A**B**

Figure S1. Sankey diagrams showing the changes in the VASCO study population during the study period (January-September 2022), in terms of type of immunity (A) and number of prior immunizing events (B).

Table S2. Number of person-days and SARS-CoV-2 infections during the study period, adjusted hazard ratios (aHR) and 95% confidence intervals (CI) for SARS-CoV-2 infection, number of serology samples available, adjusted geometric mean S-antibody concentration (GMC) and adjusted GMC ratio, by type of immunity and number of exposures. Four to 10 weeks after Vaccine-induced served as the reference group. The group with 4 exposures includes only participants aged 60 and older, because younger people were not eligible for 4 vaccinations.

Type of immunity	Weeks since last immunizing event	Number of immunizing events	Person-days	Infections	aHR (95% CI)	Number of serology samples	Geometric mean anti-S (95%CI)	GMC ratio (95%CI)
Vaccine-induced	[4,10)	2	108554	708	[ref]	237	8915 (7973-9968)	[ref]
Vaccine-induced	[10,20)	2	127890	810	1.14 (1.01-1.28)	181	4709 (4180-5306)	0.52 (0.42-0.65)
Vaccine-induced	[20,30)	2	107641	497	1.52 (1.31-1.76)	776	3125 (2912-3353)	0.33 (0.28-0.39)
Vaccine-induced	[30,40]	2	76420	371	1.38 (1.19-1.59)	132	1722 (1279-2318)	0.19 (0.15-0.25)
Hybrid	[4,10)	2	12832	12	0.16 (0.09-0.28)	28	15028 (9786-23077)	1.76 (1.13-2.75)
Hybrid	[10,20)	2	20102	54	0.52 (0.39-0.69)	70	9487 (7583-11869)	1.07 (0.79-1.45)
Hybrid	[20,30)	2	11964	15	0.40 (0.24-0.67)	44	6132 (4407-8531)	0.70 (0.48-1.0)
Hybrid	[30,40]	2	6804	19	0.72 (0.46-1.15)	18	6003 (3884-9277)	0.69 (0.4-1.2)
Infection-induced	[4,10)	2	11542	3	0.06 (0.02-0.17)	44	1650 (868-3136)	0.2 (0.14-0.28)
Infection-induced	[10,20)	2	16173	8	0.17 (0.08-0.35)	79	1205 (787-1846)	0.14 (0.1-0.19)
Infection-induced	[20,30)	2	10753	3	0.12 (0.04-0.36)	9	3234 (1628-6423)	0.37 (0.17-0.78)
Infection-induced	[30,40]	2	1797	5	1.48 (0.61-3.64)	2	1134 (43-29809)	0.15 (0.03-0.80)
Vaccine-induced	[4,10)	3	1021822	3738	[ref]	2029	17361 (16736-18009)	[ref]
Vaccine-induced	[10,20)	3	1177085	5898	1.29 (1.22-1.37)	1056	8770 (8190-9391)	0.52 (0.48-0.56)
Vaccine-induced	[20,30)	3	711013	2033	1.89 (1.69-2.11)	5667	8711 (8477-8952)	0.48 (0.46-0.51)
Vaccine-induced	[30,40]	3	321224	625	2.31 (1.99-2.68)	449	6476 (5806-7225)	0.35 (0.31-0.38)
Hybrid	[4,10)	3	210792	255	0.29 (0.26-0.33)	719	23285 (21824-24844)	1.51 (1.38-1.64)
Hybrid	[10,20)	3	296881	517	0.54 (0.48-0.59)	1265	19444 (18468-20472)	1.32 (1.23-1.42)
Hybrid	[20,30)	3	170143	217	0.69 (0.59-0.81)	729	11030 (10257-11860)	0.72 (0.67-0.79)
Hybrid	[30,40]	3	53892	89	1 (0.80-1.25)	98	8750 (6950-11017)	0.55 (0.45-0.67)
Vaccine-induced	[4,10)	4	258106	384	[ref]	1822	21147 (20357-21968)	[ref]
Vaccine-induced	[10,20)	4	323388	778	1.31 (1.13-1.51)	1610	14685 (14051-15348)	0.64 (0.61-0.69)

Vaccine-induced	[20,30)	4	53415	53	1.27 (0.93-1.74)	71	11686 (8567-15942)	0.55 (0.45-0.68)
Vaccine-induced	[30,40]	4	4090	5	1.13 (0.46-2.75)	5	5225 (2487-10975)	0.26 (0.12-0.58)
Hybrid	[4,10)	4	391503	195	0.15 (0.12-0.18)	998	35690 (33830-37653)	1.69 (1.58-1.82)
Hybrid	[10,20)	4	456237	392	0.32 (0.27-0.37)	2744	32810 (31680-33980)	1.52 (1.44-1.61)
Hybrid	[20,30)	4	170792	107	0.43 (0.34-0.54)	805	19466 (18159-20868)	0.9 (0.84-0.97)
Hybrid	[30,40]	4	36981	28	0.7 (0.47-1.05)	38	16771 (12600-22323)	0.76 (0.57-1.02)

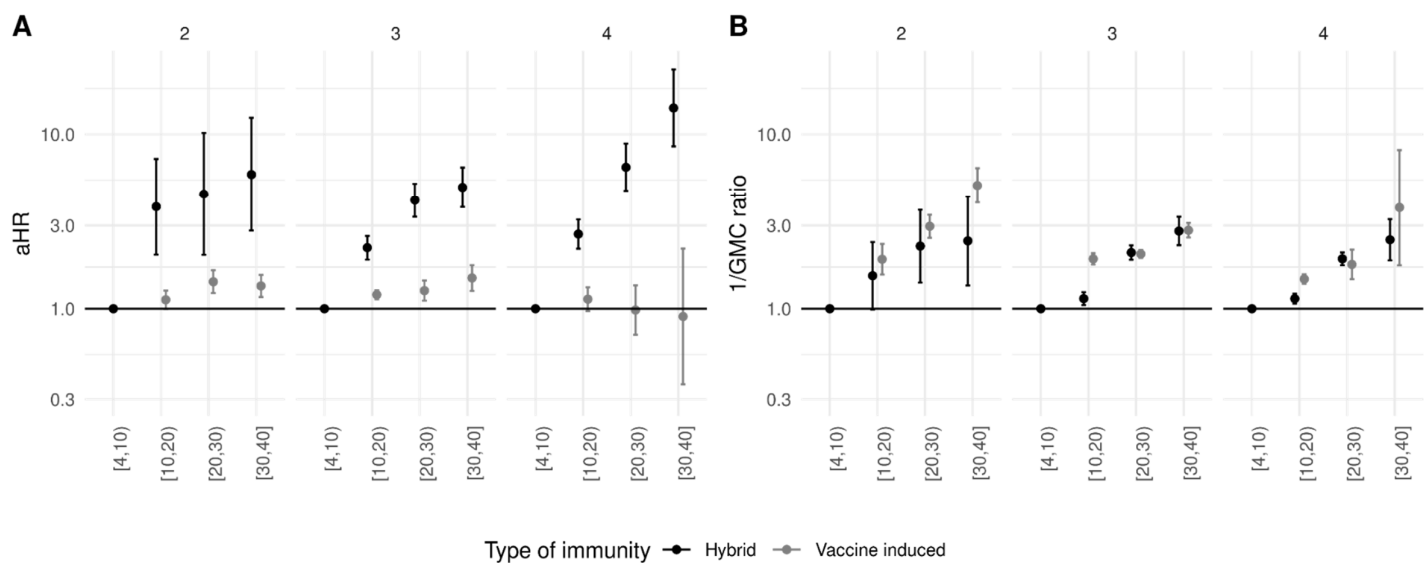


Figure S2. A. Adjusted hazard ratio (aHR) of infection with Omicron SARS-CoV-2 by type of immunizing events, stratified by the number of immunizing events. B. One divided by the adjusted geometric mean concentration (GMC) ratio of S-antibodies. In both analyses, 4 to 10 weeks after the last immunizing event was the reference group. The group with 4 immunizing events only includes participants aged 60 and older, because younger people were not eligible for 4 vaccinations. Error bars depict 95% confidence intervals.

Table S3. Association between anti-S-antibody concentration in quartiles and risk of infection.

Quartile log-anti-S-antibody concentration	Person-days	Infections	HR (95% CI)
(3,8.82]	102038	321	[ref]
(8.82,9.43]	104379	251	0.81 (0.69-0.96)
(9.43,10.4]	101820	203	0.65 (0.54-0.78)
(10.4,12.3]	103108	78	0.29 (0.22-0.37)

Table S4. Number of person-days and SARS-CoV-2 infections during the study period, hazard ratios (HR) and 95% confidence intervals (CI) for SARS-CoV-2 infection, by number of immunizing events and type of first and last event, among participants with hybrid immunity. Four to 10 weeks after infection as first and vaccination as last event served as the reference group.

Number of immunizing events	First and last event, weeks since last event	Person-days	Infections	aHR (95% CI)
3	Infection Vaccination [4,10)	49992	153	[ref]
3	Infection Vaccination [10,20)	69777	227	1.3 (1.04-1.63)
3	Infection Vaccination [20,30)	52465	126	1.91 (1.37-2.66)
3	Infection Vaccination [30,40]	27461	59	1.75 (1.22-2.51)
3	Vaccination Infection [4,10)	25713	20	0.5 (0.3-0.81)
3	Vaccination Infection [10,20)	48973	159	1.1 (0.88-1.38)
3	Vaccination Infection [20,30)	20187	21	0.97 (0.6-1.58)
3	Vaccination Infection [30,40]	14374	15	0.79 (0.44-1.42)
3	Vaccination Vaccination [4,10)	11397	37	1.02 (0.71-1.47)
3	Vaccination Vaccination [10,20)	15533	33	1.09 (0.73-1.61)
3	Vaccination Vaccination [20,30)	10313	15	1.01 (0.57-1.8)
3	Vaccination Vaccination [30,40]	3777	9	1.87 (0.93-3.76)
4	Infection Vaccination [4,10)	110014	272	[ref]
4	Infection Vaccination [10,20)	144460	429	1.39 (1.16-1.67)
4	Infection Vaccination [20,30)	95991	169	1.86 (1.37-2.53)
4	Infection Vaccination [30,40]	42963	66	2.36 (1.57-3.55)
4	Vaccination Infection [4,10)	2930	6	1.13 (0.5-2.56)
4	Vaccination Infection [10,20)	4352	20	1.59 (1-2.51)
4	Vaccination Infection [20,30)	2884	6	2.61 (1.13-6.04)
4	Vaccination Infection [30,40]	1776	1	0.71 (0.1-5.15)
4	Vaccination Vaccination [4,10)	81637	142	0.81 (0.66-1)
4	Vaccination Vaccination [10,20)	102733	187	1.14 (0.91-1.41)
4	Vaccination Vaccination [20,30)	59014	70	1.29 (0.9-1.85)
4	Vaccination Vaccination [30,40]	19684	25	2.21 (1.32-3.71)

Table S5. Number of person-days and SARS-CoV-2 infections during the study period, hazard ratios (HR) and 95% confidence intervals (CI) for SARS-CoV-2 infection, by type of immunizing events, age group, number of immunizing events and weeks since last immunizing event. Four to 10 weeks after the last of three events served as the reference group.

Type of immunity, age	Number of immunizing events (weeks after last event)	Person-days	Infections	HR (95% CI)
Hybrid, age 18+	2 [4,10)	12832	12	0.65 (0.37-1.16)
Hybrid, age 18+	2 [10,20)	20102	54	2.45 (1.83-3.29)
Hybrid, age 18+	2 [20,30)	11964	15	2.95 (1.75-4.97)
Hybrid, age 18+	2 [30,40]	6804	19	4.15 (2.6-6.63)
Hybrid, age 18+	3 [4,10)	210792	255	[ref]
Hybrid, age 18+	3 [10,20)	296881	517	2.32 (1.99-2.7)
Hybrid, age 18+	3 [20,30)	170143	217	4.98 (4.11-6.05)
Hybrid, age 18+	3 [30,40]	53892	89	5.61 (4.39-7.18)
Hybrid, age 18+	4 [4,10)	775376	597	0.99 (0.85-1.15)
Hybrid, age 18+	4 [10,20)	952282	919	2.47 (2.12-2.86)
Hybrid, age 18+	4 [20,30)	457110	434	5.69 (4.74-6.84)
Hybrid, age 18+	4 [30,40]	82836	103	12.54 (9.65-16.29)
Hybrid, age 18+	5 [4,10)	292148	76	1.01 (0.78-1.31)
Hybrid, age 18+	5 [10,20)	239877	124	2.74 (2.18-3.45)
Hybrid, age 18+	5 [20,30)	58151	37	4.81 (3.35-6.9)
Hybrid, age 18+	5 [30,40]	4337	2	4.43 (1.1-17.91)
Vaccine-induced, age 18-59	2 [4,10)	103676	690	1.14 (1.04-1.25)
Vaccine-induced, age 18-59	2 [10,20)	120504	781	1.32 (1.21-1.45)
Vaccine-induced, age 18-59	2 [20,30)	97541	469	1.6 (1.42-1.81)
Vaccine-induced, age 18-59	2 [30,40]	52650	271	1.53 (1.33-1.75)
Vaccine-induced, age 18-59	3 [4,10)	342950	2103	[ref]
Vaccine-induced, age 18-59	3 [10,20)	414089	2202	1.21 (1.12-1.3)
Vaccine-induced, age 18-59	3 [20,30)	294168	1144	1.4 (1.24-1.59)
Vaccine-induced, age 18-59	3 [30,40]	123815	305	1.5 (1.25-1.79)
Vaccine-induced, age 60+	2 [4,10)	4878	18	1.67 (1.05-2.66)
Vaccine-induced, age 60+	2 [10,20)	7386	29	1.07 (0.74-1.55)
Vaccine-induced, age 60+	2 [20,30)	10100	28	1.41 (0.97-2.06)
Vaccine-induced, age 60+	2 [30,40]	23770	100	1.37 (1.12-1.68)
Vaccine-induced, age 60+	3 [4,10)	678872	1635	[ref]
Vaccine-induced, age 60+	3 [10,20)	762996	3696	1.15 (1.05-1.26)
Vaccine-induced, age 60+	3 [20,30)	416845	889	1.11 (0.94-1.31)

Vaccine-induced, age 60+	3 [30,40]	197409	320	1.22 (0.99-1.5)
Vaccine-induced, age 60+	4 [4,10]	258106	384	1.01 (0.85-1.2)
Vaccine-induced, age 60+	4 [10,20]	323388	778	1.1 (0.93-1.31)
Vaccine-induced, age 60+	4 [20,30]	53415	53	1.08 (0.78-1.49)
Vaccine-induced, age 60+	4 [30,40]	4090	5	0.93 (0.38-2.28)

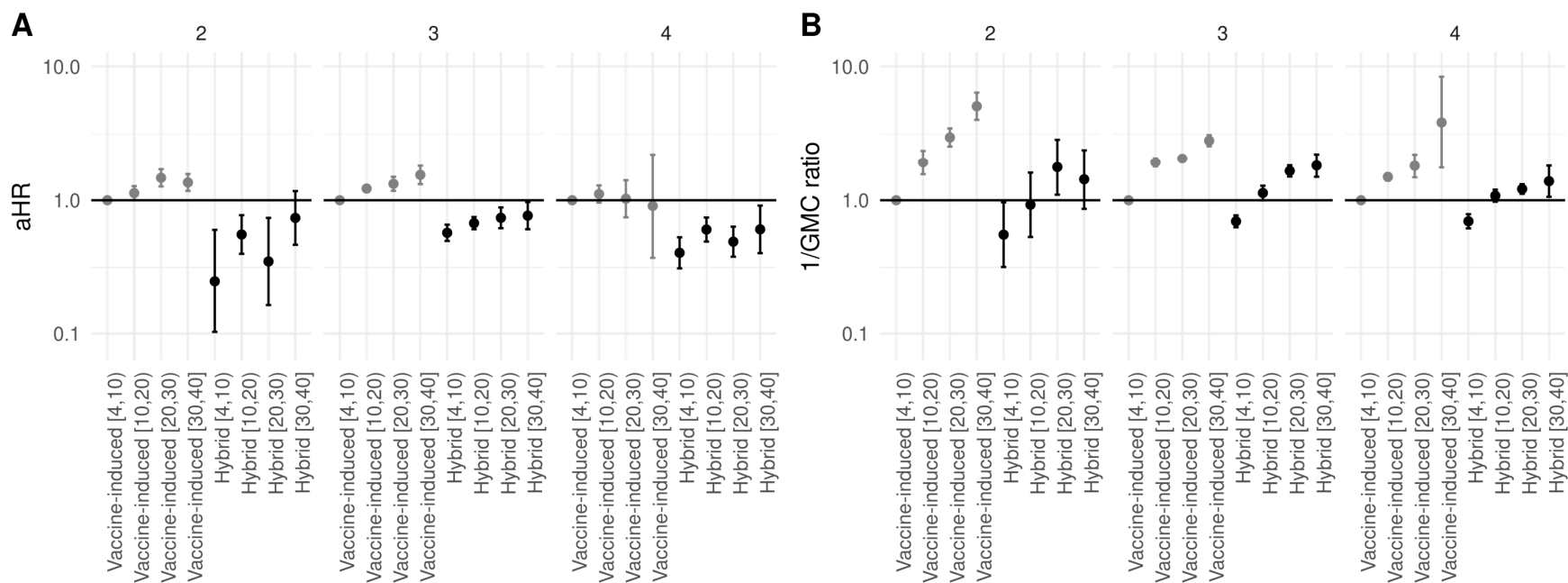


Figure S3: A. Adjusted hazard ratio (HR) of infection with Omicron SARS-CoV-2 by type of immunizing event, stratified by the number of immunizing events, excluding participants with a previous Omicron infection. B. One divided by the adjusted geometric mean concentration (GMC) ratio of S-antibodies, excluding participants with a previous Omicron infection. In both analyses, 4 to 10 weeks after the last vaccination for vaccine-only immunity was the reference group. The group with 4 immunizing events only includes participants aged 60 and older, because younger people were not eligible for 4 vaccinations. Error bars depict 95% confidence intervals.