

1 **Title:**

2 Development and Validation of the Cannabis Exposure in Pregnancy Tool (CEPT)

3

4 Kathleen H. Chaput PhD<sup>1,2</sup>, Carly A. McMorris PhD<sup>3</sup>, Amy Metcalfe PhD<sup>1,2</sup> Catherine Ringham  
5 PhD, Stephen Wood MD<sup>1</sup>, Deborah McNeil PhD<sup>2,5</sup>, Sheila W. McDonald PhD<sup>2,6</sup>

6

7 1. Department of Obstetrics and Gynecology, Cumming School of Medicine, University of  
8 Calgary

9 2. Department of Community Health Sciences, Cumming School of Medicine University of  
10 Calgary

11 3. Werklund School of Education, School and Child Psychology, University of Calgary

12 5. Maternal Newborn Child and youth Strategic Clinical Network, Alberta Health Services

13 6. Research and Innovation Population, Public, and Indigenous Health, Alberta Health Services

14

15 **Correspondence:**

16 Kathleen H. Chaput

17 1403 29 Street NW

18 Calgary, Alberta, T2N 2T9

19 Phone: 1-403-944-4009; email:khchaput@ucalgary.ca

20

21 **Funding statement:** This project was funded by a competitive research grant from the Alberta  
22 Children's Hospital Research Institute, University of Calgary.

23 **Competing interests:** No Authors have competing interests to declare.

24 **Word count: 2868**

25 **Abstract: (250 words)**

26 **Background:** Evidence of the associations between prenatal cannabis exposure and maternal,  
27 infant, and child health outcomes remains conflicting amid broad legalization of cannabis across  
28 Canada and 40 American states. A primary critical limitation of existing evidence lies in the non-  
29 standardized and crude measurement of prenatal cannabis exposure, resulting in high risk of  
30 misclassification bias. We developed a standardized tool to comprehensively measure prenatal  
31 cannabis use in pregnant populations for research purposes.

32 **Methods:** We conducted a patient-oriented tool development and validation study using a six-  
33 step, bias-minimizing process. Following an environmental scan and critical appraisal of existing  
34 prenatal substance use tools, we recruited pregnant past- present- and non-cannabis users via  
35 targeted social media advertising and obstetric clinics in Alberta, Canada. We conducted  
36 individual in-depth interviews and cognitive interviewing in separate sub-samples, to develop  
37 and refine our tool. We assessed content, convergent and discriminant validity, internal  
38 consistency and 3-month test-retest reliability, and validated externally against urine THC  
39 bioassay at multiple timepoints in pregnancy.

40 **Results:** 194 pregnant women participated. The 9-item Cannabis Exposure in Pregnancy Tool  
41 (CEPT) had excellent discriminant (Cohen's kappa=-0.27 to 0.15) and convergent (Cohen's  
42 kappa=0.72 to 1.0) validity; as well as high internal consistency (Chronbach's alpha = 0.92), and  
43 very good test-retest reliability (weighted Kappa=0.92, 95% C.I. [0.86 – 0.97]). The CEPT is valid  
44 against gold-standard urine THC bioassay (sensitivity 77%, specificity 100%) in preliminary  
45 analyses.

46 **Interpretation:** Developed for research purposes, the CEPT is a novel, valid and reliable  
47 measure of frequency, timing, dose, and mode of prenatal cannabis exposure, in a  
48 contemporary sample of pregnant women. Use of the CEPT can improve measurement  
49 accuracy, and thus the quality of research examining associations between antenatal cannabis  
50 use and maternal and child health outcomes.

51

52

53 **Background:**

54 Following cannabis legalization in Canada, prenatal cannabis use is rising (1,2). Despite recent  
55 studies of prenatal cannabis use and adverse maternal, infant, and child outcomes (3–6), the  
56 evidence remains conflicting (7–12). A critical limitation of published studies is a high risk of  
57 misclassification bias, resulting from a lack of standardized measurement of cannabis exposure  
58 across adequate domains, including frequency, dose, modes, timing of use in pregnancy, and  
59 second-hand smoke and vapour. Canadian and United States (US) governments highlight an  
60 urgent need for high-quality cannabis-related health research and endorse pregnant individuals  
61 and infants as priority populations (9,10,13). Improved options for measuring prenatal cannabis  
62 use are a key component to improving the quality of the evidence.

63  
64 Current prenatal cannabis-use measurement options available for research include  
65 administrative data collected during routine prenatal care, substance use disorder (SUD)  
66 screening tools, non-validated questionnaires, and biological tests. Administrative data is  
67 problematic because pregnant people are known to conceal or under-report prenatal substance  
68 use to physicians (14,15). Further, cannabis use screening is not standardized practice, occurs  
69 variably, and is seen as low-priority for the majority of obstetricians (16). While Canadian  
70 studies using administrative data have reported prenatal cannabis-use prevalence between 2%  
71 and 3% (2–4), emerging evidence from an *anonymous* population-based survey indicates 11%  
72 prevalence of prenatal cannabis use (17), and in a US study only 36% of women with cannabis-  
73 positive urine tests had reported their use to a care provider (18), indicating that the majority  
74 of prenatal cannabis users may be misclassified in administrative data studies.

75           While self-administered research questionnaires have proven to garner more accurate  
76 reporting of substance (e.g. alcohol) use in pregnancy than screening in clinical settings (19,20),  
77 non-standardized survey questions have limited utility for measurement of prenatal cannabis  
78 use, as they can unintentionally convey perceived bias against prenatal cannabis use. They  
79 often identify cannabis as an illicit drug and do not differentiate between medicinal and  
80 recreational use, which contradicts social perception and may increase response bias (18,21).  
81 Survey questions are problematic for studying nuanced associations with maternal and infant  
82 health outcomes due to inconsistent assessment of frequency and timing of use, including  
83 changing patterns through pregnancy, and often lack dose measurement, or use subjective  
84 dose-terminology (9,10,22–28). Further, most lack measurement of potentially important  
85 consumption modes aside from smoking (vapourized, edible, topical, second-hand)(22–24).  
86 Standardized SUD screening tools aim to detect a diagnosable SUD, and do not measure  
87 patterns of consumption of specific substances like cannabis throughout pregnancy (29). Many  
88 screen for alcohol misuse alone (30–33), or combine all drugs into a single category (29)  
89 preventing the separate evaluation of cannabis-related health outcomes. While biological  
90 (urine/blood/saliva) cannabis-screener exist they are limited to detection within 1-5 weeks of  
91 use, depending on individual metabolism and test cut-off levels (34–38). Biological samples are  
92 also resource-intensive and stigmatizing to collect, limiting their utility for prospective research.

93           Our study developed and validated a novel prenatal cannabis use measurement tool,  
94 that addresses the limitations of current measurement methods, and uses a patient-oriented  
95 approach in order to identify patient-perceived stigma, and methods of reducing perceptions of  
96 stigma and other sources of response bias, using a six-step, peer-reviewed process (39).

97 **Methods:**

98 We recruited pregnant, past- and current-cannabis users and non-users, <36 weeks' gestation,  
99 between 08/2019 and 04/2020 for this mixed-methods tool development and validation study.  
100 We used social media advertising targeted to women aged 18-45, residing in Alberta, with listed  
101 interests or group memberships related to pregnancy, parenting, and/or cannabis, and posted  
102 gender-neutral recruitment ads in an online trans-gender parent support group. Study  
103 recruitment letters were also mailed to patients who visited Alberta Health Services (AHS)  
104 clinics for pregnancy-related care in the preceding six months, identified using pregnancy-  
105 related codes in the National Ambulatory Care Reporting System (NACRS)(Appendix A). Our  
106 target sample size of 150 participants was sufficient to detect a Cronbach's alpha of  $\geq 0.9$ , with  
107 95% confidence for test-retest reliability on a tool that contains up to 15 items (39). This study  
108 was approved by the Conjoint Health Research Ethics Board at the University of Calgary (REB19-  
109 0670), and Written informed consent was obtained from all participants.

110

111 *Step 1 Qualitative Interviews:* A crucial step often overlooked in tool development is the use of  
112 qualitative methods to provide patient perspective, and ensure appropriate wording and  
113 response options (49). We conducted *individual in-depth interviews* (IDIs) with 10 participants  
114 purposively selected from the full sample, to represent regular and occasional cannabis users,  
115 and non-users (Figure 1). Two female research assistants with training in qualitative  
116 interviewing conducted telephone interviews at a time chosen by the participant about  
117 participant views and experiences with cannabis use in general, and during pregnancy. Prior to  
118 IDIs, participants had two points of contact with research staff to discuss study details,

119 questions, concerns, and confidentiality. Research assistants then established a trusting  
120 relationship, by disclosing their own connections to the study topic, emphasizing a non-  
121 judgmental approach, acknowledging that all experiences shared were important, and  
122 guaranteeing privacy of information. We recorded and transcribed interviews verbatim, and  
123 used deductive thematic analysis to extract pre-determined themes of: language around  
124 cannabis and its use; perceptions of stigma and judgement, and their relations to truthful  
125 disclosure of use; patterns of use in pregnancy (timing, frequency of use, typical dose);  
126 motivations for use; and forms of cannabis used in the qualitative transcripts. Two team  
127 members experienced in qualitative methods coded salient content that corresponded to the  
128 pre-determined themes, and then collapsing codes into broader themes using constant  
129 comparison technique, discussion and consensus. Themes were then reported back to the  
130 qualitative participants via email for member-checking of the relevance and appropriateness of  
131 the qualitative findings to ensure truth value.

132 *Step 2 Devising Items:* We devised items, including wording, to form the initial tool based on  
133 strengths and shortcomings identified in existing SUD tools and published survey questions  
134 (Table 1), and on themes identified from IDIs to form a draft tool. We eliminated double-  
135 barreled questions, ambiguous wording and ensured a 6th grade reading level.

136 *Step 3 Cognitive interviewing and bias reduction:* Schwartz and Oyserman(40) propose five  
137 stages of cognition required to accurately self-report behaviour, each of which are susceptible  
138 to bias: 1. question understanding, 2. recalling relevant behaviour, 3. inference & estimation, 4.  
139 mapping answer onto response options, and 5. answer editing. In order to identify points of  
140 bias at all five stages of cognition, we then contacted an additional sub-sample of participants



141 from the full sample, and conducted individual *cognitive interviews*, in which respondents were  
142 asked to think aloud, and share impressions, understanding and reasoning related to each of  
143 the five stages of cognition, as we administered the newly developed tool.(41) We iteratively  
144 revised items according to each participant's feedback prior to each subsequent interview. This  
145 process was repeated until no new suggestions for revision were made in two consecutive  
146 interviews. This occurred after the 17<sup>th</sup> cognitive interview.

147 *Step 4 Face and Content Validation:* We then formatted the refined items into the CEPT online  
148 tool and sent it to a panel of experts in epidemiology, addictions, obstetrics, neonatology,  
149 pediatrics and neurodevelopment with research and clinical interests in prenatal substance  
150 exposure and child health, identified using an environmental scan and from our team's  
151 professional networks. They were asked to assess whether the tool adequately captured all  
152 domains of measurement that are critical to prospective research on the associations between  
153 prenatal cannabis use and maternal and infant health.

154 *Step 5 Convergent and Discriminant Validation:* We then administered the finalized CEPT, along  
155 with the SURP-P(42) and 4Ps+ (30) SUD screening tools via electronic questionnaire, to our  
156 remaining sample of 150 women. Because biological tests are only able to accurately indicate  
157 cannabis exposure for short time periods, and their reliability is dependent on dose of  
158 exposure, there is no true gold-standard measure of the patterns of cannabis consumption  
159 throughout pregnancy. We therefore measured concurrent validity of CEPT responses against  
160 detailed cannabis use information revealed during the IDIs, using Cohen's kappa statistic. There  
161 is strong evidence that through rigorous qualitative interview techniques, a trust-relationship  
162 can be established between researcher and participant, and a high degree of truth value can be

163 achieved (43). We assessed discriminant validity of CEPT responses against SURP-P and 5Ps  
164 tools using Cohen's kappa. We calculated internal consistency on all CEPT cannabis  
165 consumption items using Chronbach's alpha, while acknowledging that it is designed to  
166 measure multiple constructs of cannabis exposure (i.e. any use, frequency, timing, dose, mode  
167 and reasons for consumption), rather than a single construct such as a disease state. However,  
168 we anticipated internal consistency among the CEPT items, as a person indicating no  
169 consumption on one item should have similar answers on all other items, and those indicating  
170 some use should have non-zero responses for dose, mode frequency and reasons for use. We  
171 then re-administered the tool to all participants (n=150) 3 months later to assess test-retest  
172 reliability (agreement) using a weighted Cohen's kappa.

173 In an additional external sample of 24 pregnant participants, we validated CEPT responses  
174 against urine bioassay measurements of 11-nor-9-carboxy- $\Delta^9$ -THC, the most abundant THC  
175 metabolite. Participants provided urine samples in sterile collection containers that were  
176 shipped frozen to our laboratory by pre-paid courier for analysis, within 24hours of completing  
177 an online questionnaire containing the CEPT. We stored urine samples in a dedicated -80°C  
178 freezer until analysis. 2ml aliquots were taken from thawed samples, diluted (2x) with ultrapure  
179 water and assayed in triplicate using a 96-strip-well, THC Metabolite ELISA Kit (catalogue #  
180 701570, Cayman Chemicals™, United States of America) according to manufacturer's protocol.  
181 No freeze-thaw cycles were allowed.

182

183 **Results:**

184 Our sample included 175 pregnant past, current, and non-consumers of cannabis. Specific sub-  
185 samples participated in various steps (Figure 1). Table 2 summarizes participant characteristics  
186 at enrollment. Other sociodemographic characteristics of our sample were similar to the overall  
187 maternal population in Canada (44–46). (Fig. 2)

188

189 **Qualitative interviews:**

190 We chose to cease qualitative data collection after completion of 10 interviews as no new ideas  
191 were apparent under our deductive themes after analysis of the 8<sup>th</sup> transcript, indicating that  
192 thematic saturation had been reached. Summaries of a-priori deductive themes and illustrative  
193 quotes are presented in Table 2. Numerous important insights around bias-minimizing language  
194 and wording, tool structure, response options, and patterns of use were gained from qualitative  
195 results, and drove the terminology and language used in the tool preamble and questions,  
196 guided tool structuring including inclusion of specific items (e.g. reasons for use) and response  
197 options, and determined the method of dose measurement. While legalization was perceived  
198 to have reduced stigma around cannabis use in general, perceptions of stigma against use in  
199 pregnancy were prevalent and thus important for consideration to encourage accurate  
200 disclosure. Several participants noted that including a response option to disclose cannabis  
201 consumption that occurred only prior to pregnancy recognition was crucial, and noted that for  
202 many, if this option was not present, they would not report any use, even if they had consumed  
203 some cannabis prior to pregnancy recognition. One of the most challenging aspects of cannabis  
204 consumption measurement is identifying dose. IDI results provided insight into a reliable  
205 method of quantifying approximate dose per use (i.e. comparing amounts to common objects,

206 like food items or coins). Approximate THC/CBD content can be inferred based on mean THC  
207 content of dried cannabis available on the contemporary market (24%)(47), or the labeled  
208 concentration of products as reported by participants.(Supplementary file 2)

209

210 **Cognitive interviews:**

211 We completed cognitive interviews with a separate sub-sample of 17 participants to assess and  
212 minimize points of bias through participant-led refinement. This resulted in 9 sequential  
213 iterations of our initial draft tool. Perceived sources of bias at all five stages of cognition were  
214 identified, and we made refinements to minimize the potential for biased responses based on  
215 participant feedback, until no further changes were suggested. (Figure 2)

216

217 *Question understanding:* Most of the draft tool questions were well understood; however,  
218 some changes were made to improve clarity.

219 *Recalling relevant behaviour:* All participants indicated that they were accurately able to recall  
220 details of first-hand cannabis consumption, including frequency, trimester of consumption,  
221 reasons, modes, and amounts per use. Nearly all participants (93%) indicated they were able to  
222 accurately recall the details of second-hand cannabis smoke or vapour exposure, aside from  
223 brief outdoor exposures. We amended the second-hand exposure questions to align with  
224 exposure confirmed by previous literature to elevate THC blood-levels of the passive user to  
225 equivalent levels in the first-hand user (48).

226 *Inference & estimation:* Participants did not express concerns about inference or estimation on  
227 items measuring any consumption/exposure, or frequency, timing or reasons for use. Dose  
228 questions were adjusted to address perceived ambiguity and aid with estimation (figure 2).

229 *Mapping answers onto response options:* Several participants noted problems with initial dose-  
230 per-use response-options, increments for some product types were deemed too large for use in  
231 pregnancy, and we refined categories to align with participant-identified appropriate ranges  
232 and increments.

233 *Answer editing:* No participants expressed the need to edit responses once the above  
234 clarifications and response-option edits had been made. Further, participants agreed that the  
235 overall tool was non-judgemental, appropriate, and acceptable to them as pregnant research  
236 participants, and that it would elicit truthful responses, confirming face and content validity  
237 from the participant perspective.

238 The final refined CEPT has 9 items measuring weeks of gestation, second-hand exposure,  
239 partner use, trimester(s) of consumption, frequency, reasons, modes of consumption, and dose  
240 per use for each mode indicated. Frequency, reasons, modes, and dose items repeat for each  
241 trimester of use indicated. (Appendix A)

242

243 ***Validity and reliability:***

244 Content validity was deemed high by our expert reviewers, who noted the CEPT's ability to  
245 distinguish high, single doses from sustained low dose exposure, and to capture changes in use  
246 patterns across all trimesters.

247 Concurrent validity was excellent, with agreement between IDI participant CEPT responses and  
248 use reported in IDIs, ranging from 80% to 100%, and kappa values ranging from substantial  
249 (0.72) to perfect (1.0) (49) (Table 4). The timing of use construct showed the lowest level of  
250 agreement, which was expected. Use will be reported in more trimesters as a pregnancy  
251 progresses. A greater proportion of participants (40%) reported third-trimester use on the  
252 online CEPT, compared with IDIs (30%), which occurred 5-6 weeks prior. Discriminant validation  
253 indicated poor agreement between two pregnancy SUD screening tools (5ps and the SURP-  
254 p)(refs), with weighted Kappa values ranging from -0.31 to 0.36 indicating that the CEPT  
255 measures different constructs from those on the existing tools. (Table 5)

256

257 Reliability testing showed excellent internal consistency (Chronbach's  $\alpha=0.92$ ) and  
258 substantial to near-perfect Kappa values (0.71-0.99) for test-retest reliability (Table 6). Although  
259 some patterns of use may be expected to change throughout pregnancy, the strong agreement  
260 between early and late pregnancy responses on the CEPT support that recall of cannabis  
261 consumption using this tool is reliable up to delivery.

262

263 CEPT-reported cannabis use and/or exposure to second-hand cannabis was valid against urine-  
264 THC bioassay in our preliminary analyses (table 5), and show much higher sensitivity (77%) than  
265 self-report during prenatal care observed in previous studies (36%), and had 100% specificity,  
266 indicating that it has promise as an improved measure of prenatal cannabis use for research  
267 purposes.

268

269 **Interpretation:**

270 The CEPT addresses the measurement limitations faced by previously published studies of  
271 prenatal cannabis consumption and associated maternal and infant health outcomes, which are  
272 highly susceptible to misclassification bias, have inconsistent findings and are rated moderate  
273 at best by the US National Academies of Science Engineering and Medicine(10,50). It offers  
274 researchers a measurement option with strong validity and reliability, that accounts for  
275 frequency of cannabis consumption, reasons for consumption, modes of consumption,  
276 estimated dose-per-use, measures CBD and THC, and allows repeated measures per trimester  
277 to capture changing patterns of exposure. It also captures frequency and timing of second-hand  
278 exposure, in addition to partner's cannabis use. The CEPT thus enables more complete picture  
279 of exposure over pregnancy than currently published studies have been able to capture. The  
280 patient-oriented methods we used are a strength; qualitative in-depth interviews can reveal  
281 aspects of health behaviour that contrast with the underlying assumptions held by researchers  
282 that can unintentionally interfere with the five stages of cognition and create opportunities for  
283 biased response (39,40). Evidence from studies on the measurement of prenatal alcohol use  
284 indicate that non-disclosure bias for prenatal substance use varies according to participant  
285 perceptions, and that question wording and structure informed by patient-oriented designs can  
286 improve validity.(20,51) Further, the language used, the tone of the questions, and the  
287 perceived intent of the tool are all critical components contributing to non-biased response.  
288 The qualitative interviews in our study explored in-depth what was perceived as judgemental or  
289 stigmatizing, and revealed patient-identified methods for reducing the perception of judgement  
290 and stigma in our tool. The cognitive interviews acted to further reduce sources for perceived

291 stigma, thereby reducing the potential for biased responses. While we may never be able to  
292 completely eliminate the bias arising from hesitancy to report prenatal cannabis use due to  
293 stigma, our patient-oriented development process was chosen specifically because it is crucial  
294 for minimising perceived stigma, and ensuring a much lower probability of bias than the  
295 methods of measurement used in existing studies, including biological samples, which do not  
296 allow the participant to explain their reasons for use, nor to judge the motivations of the  
297 researchers for measuring their use of cannabis.

298

299 Although there remains no feasible gold-standard measure of prenatal cannabis consumption,  
300 the CEPT represents a useful tool for researchers to augment the quality and expand the scope  
301 of longitudinal research into the health outcomes associated with prenatal cannabis exposure.  
302 Our results indicate that it has the potential to minimize self-report bias, and its nuanced  
303 measurement of multiple dimensions of cannabis consumption may also reduce  
304 misclassification of very low exposures, allow for assessment of potential dose-response  
305 relationships, and enable the identification of critical windows of fetal exposure in future  
306 studies, that were not possible with previous crude measures.

307

308 *Limitations:* The CEPT is designed to measure behaviours over pregnancy, rather than to detect  
309 a condition or health state. Where medical screening tools can be validated against diagnostic  
310 tests or interviews, validating a measure of behaviour is more complex. A limitation of our  
311 study is the lack of a true gold-standard measure of cannabis consumption patterns throughout  
312 pregnancy for validation, which would require at least weekly serial urine collection throughout



313 gestation, which was financially infeasible for this study. However, we have preliminarily  
314 validated CEPT responses against a biological reference-standard, showing very good sensitivity  
315 and excellent specificity. While we could not attain a true biological gold-standard in our study,  
316 the validation we conducted against single bioassays, and in-depth qualitative interviews  
317 remains a rigorous method. Biological levels of THC metabolite cannot be falsified, and the  
318 qualitative methods we employed result in high credibility and truth-value for qualitative  
319 results (57). Further, IDIs allowed for comparison of binary cannabis use as well as multiple  
320 aspects of cannabis consumption patterns (modes, frequency, timing) that are more difficult  
321 with a biological test comparator. Although our study sample was adequate to detect a  
322 Cronbach's alpha of  $\geq 0.9$  on a tool with up to 15 items, we acknowledge that our overall sample  
323 and the preliminary bioassay validation sample (n=24) was small. Future validation studies  
324 should include larger samples to confirm findings. It is also important to note that our tool and  
325 the validation conducted are limited to English-speaking populations, and translations will  
326 require further validation. Additionally, cultural differences may impact the interpretations of  
327 participants and use in non-Canadian settings should also be validated separately.

328

329 Conclusion:

330 Prenatal cannabis use and its associated health outcomes have been identified as priorities for  
331 research in Canada following cannabis legalization.(9) We recommend the CEPT as a rigorous,  
332 feasible, patient-oriented health research tool for measuring prenatal cannabis consumption.

333 The use of the CEPT as a standardized measure of prenatal cannabis consumption in future

334 studies can contribute substantial new knowledge about the implications of timing, dose,  
335 frequency, and modes of exposure for maternal, fetal, infant and child health, accounting for  
336 varying patterns of consumption and the strength and diversity of cannabis products available  
337 on the contemporary Canadian market. The CEPT has the potential to significantly improve  
338 measurement accuracy and thus the quality of research in this area, which can in turn inform  
339 evidence-based education, prevention and health policy to mitigate potential health risks.

340

341 Data sharing: Quantitative data can be made available in accordance with the ethics approval  
342 for the study, on reasonable request to the corresponding author.

343

344

345

346

347 Table 1: Measurement domains of existing prenatal cannabis measurement options

| <i>Includes measure of:</i>             | <b>4ps</b> | <b>4ps+</b> | <b>WIDUS</b> | <b>CRAFFT</b>  | <b>SURP-P</b> | <b>StatsCan</b> | <b>Generation-R</b>                   | <b>NSDUH</b> |
|---|------------|-------------|--------------|----------------|---------------|-----------------|---------------------------------------|--------------|
| <i>Cannabis separately</i>              | no         | no          | no           | yes            | yes           | yes             | yes                                   | yes          |
| <i>Use in pregnancy</i>                 | no         | yes         | no           | No             | no            | no              | yes                                   | *indirect    |
| <i>Frequency of use</i>                 | no         | no          | no           | no             | no            | yes             | yes                                   | yes          |
| <i>Timing of use in pregnancy</i>       | no         | no          | no           | no             | no            | no              | 1 <sup>st</sup> trimester & pre-preg. | *indirect    |
| <i>Dose</i>                             | no         | no          | no           | no             | no            | yes             | no                                    | no           |
| <i>Mode of consumption</i>              | no         | no          | no           | no             | no            | yes             | no                                    | no           |
| <i>Medicinal vs. recreational use</i>   | no         | no          | no           | no             | no            | yes             | no                                    | no           |
| <i>Time-span covered</i>                | Past ever  | Past month  | Past ever    | Past 12 months | Past ever     | Past 3 months   | Pre-pregnancy, First trimester        | Past 3 mos.  |
| <i>Second-hand exposure/partner use</i> | yes        | yes         | yes          | no             | yes           | no              | yes                                   | no           |
| <i>Reference</i>                        | (56)       | (28)        | (57)         | (58)           | (40)          | (60)            | (61)                                  | (37)         |

348 *4Ps=Parent drug problem, Partner drug problem, Past use of substance*

349 *4Ps+= Parent drug problem, Partner drug problem, Past use of substance, Pregnancy use*

350 *WIDUS= Wayne Indirect Drug Use screener; CRAFFT = Car, Relax, Alone, Forget, Friends, Trouble;*

351 *SURPP= substance use risk in pregnancy profile; NSDUH = National Survey on Drug Use and*

352 *Health; StatsCan = Statistics Canada \* specific date can be cross-referenced with pregnancy*

353 *information if provided*

354

355

356

357

358

359

| <i>Variable</i>                | <i>Proportion<br/>% (n)</i> | <i>95% Confidence Interval</i> | <i>Mean</i> | <i>Range</i> |
|--------------------------------|-----------------------------|--------------------------------|-------------|--------------|
| <b>Gestational age</b>         |                             |                                | 27 weeks    | 8-36 weeks   |
| 1 <sup>st</sup> trimester      | 4                           | 1.9 - 9.2                      |             |              |
| 2 <sup>nd</sup> trimester      | 41.5                        | 33.6 - 49.9                    |             |              |
| 3 <sup>rd</sup> trimester      | 54.2                        | 45.9 - 62.3                    |             |              |
| <b>Parity</b>                  |                             |                                | 1           | 0-5          |
| nulliparous                    | 37 (63)                     | 29 - 45                        |             |              |
| multiparous                    | 63 (107)                    | 54.9 - 70.1                    |             |              |
| <b>Maternal Age</b>            |                             |                                |             |              |
| <35                            | 83 (141)                    | *                              |             |              |
| ≥35                            | 17 (29)                     | *                              |             |              |
| <b>Female gender</b>           | 100 (170)                   |                                |             |              |
| <b>Ethnicity</b>               |                             |                                |             |              |
| Caucasian                      | 84.1 (23)                   | 77 - 89                        |             |              |
| Non-Caucasian                  | 15.9 (121)                  | 11 - 22                        |             |              |
| <b>Residence</b>               |                             |                                |             |              |
| Urban                          | 75 (128)                    | 67 - 81                        |             |              |
| Rural                          | 25 (42)                     | 19 - 33                        |             |              |
| <b>Home ownership</b>          |                             |                                |             |              |
| Owns home                      | 52 (88)                     | 42 - 58                        |             |              |
| Rent/other                     | 48 (82)                     | 41 - 57                        |             |              |
| <b>Marital Status</b>          |                             |                                |             |              |
| Married or<br>common-law       | 78 (133)                    | 77 - 79                        |             |              |
| other                          | 22 (38)                     | 18 - 26                        |             |              |
| <b>Annual Household Income</b> |                             |                                |             |              |
| < \$60,000                     | 59                          | 52 - 67                        |             |              |
| \$60,000 or more               | 41                          | 33 - 48                        |             |              |

377 \* Only aggregate age category available

378

379

380 Table 3: Deductive themes and illustrative quotes (n=10)

| <b>Theme 1 - Language/wording:</b> Participants indicated that non-judgemental wording around cannabis use as well as specific terms and context affected their choice to disclose their cannabis use while pregnant. |   |
|---|---|
|   | “... say “cannabis” instead of marijuana, because I think of marijuana only being the plant... not edibles, or cbd and lip balm, or whatever.”    |
|   | “Why you want to know is important. I would be way more up-front if I know it’s for research, than like, if they want to know at the hospital...” |
|   | “If someone sounds judgmental, that would make me not want to discuss it. If it’s something that it’s   |

|  |  |
|--|--|
|  | clear that they're open to it, ... I would be like, yeah, here's how I take it and why."   |
|  | "I wouldn't say 'use', I would say 'consume'. [use] has a bit of a negative to it."  |
|  | "[marijuana] sometimes has a negative connotation, like it's a drug, but cannabis is more ... like it's natural."  |
| <b>Theme 2a) Tool structure - General:</b> The need for non-judgemental wording, and for cannabis to be treated separately from other substances on a questionnaire were identified as essential to avoid biased responses.  |  |
|  | "Say something at the beginning to make it clear that you're not judging. If it sounds judgmental, or like, if I think you're asking me so you can lecture me ... someone's judging me for using it, I wouldn't answer."   |
|  | "I feel like if doctors were a little non-judgmental and a little less biased, then it would create some more honesty."  |
|  | "If it's lumped in with, you know, smoking, then drinking, then marijuana, then ...heroin and cocaine, that just gives it a real negative tone... like, it's worse than alcohol, and almost as bad as heroin... I wouldn't be answering, really, if it's like that."       |
|  | "it makes more sense to me to have it with... supplements, or alternative therapies."  |
| <b>Theme 2b) Tool structure - Response options:</b> Allowing participants to indicate their reasons for consuming cannabis in pregnancy (which were predominantly reported as medicinal), was perceived as a key factor for encouraging honest disclosure. A response option indicating that use only took place prior to pregnancy recognition was also seen as essential to unbiased reporting.                          |  |
|  | "I believe the stigma has died a lot. But there is still a big stigma with pregnancy for some people."   |
|  | "Especially in the first pregnancy women feel a lot more judged."  |
|  | "I don't believe it should be used in pregnancy to get stoned, or to get high. But I believe that if it's going to help with morning sickness, or relieve pain, or anything that you're going through that may cause you suffering or stress, I believe it safe to use..." |
|  | "some people stop as soon as they find out [they're pregnant], so you need to be able to say that."  |
| <b>Theme 3a) Patterns of use – Mode of consumption:</b> Participants indicated numerous modes of consumption (vapour, oral/edible, topical, cannabidiol (CBD)) with varying doses for each, and some perceived as safer in pregnancy than others, supporting the need for standardized measurement of consumption-routes beyond smoking.   |  |
|  | "I would think that ingesting it... would be a lot safer [than smoking] because there's less transfer to the fetus."   |
|  | "I think edibles and lotions and liquid CBD capsules even, they're most likely more safe to take during pregnancy considering just that you're taking out the smoking out of the equation"   |
|  | "I don't necessarily think that smoking it is the smartest."   |
|  | "I mostly smoke, but I have drops and a lotion too."   |
|  | "... for vaping it, [I] stick to three puffs maximum when it comes to 'THC products.'"   |
|  | "Smoking does work quite quickly, especially for morning sickness. But a tincture can work..."   |
|  | "I consume CBD oil daily, as well as smoking [cannabis]."  |
| <b>Theme 3b) Patterns of use – Frequency and Timing:</b> Participants consistently indicated their patterns of use changed during pregnancy to a more frequent consumption of smaller amounts, compared to their general use pre-pregnancy, indicating that tool response options need to include high frequencies (i.e. multiple times per day) and small dose-per-use categories, compared to existing survey questions. |  |
|  | "I use it different (sic) now that I'm pregnant... I have a quick drag whenever I need it, so 3 or 4 times a day sometimes, but just a tiny bit, instead of having a lot at once."   |
|  | "...I resumed micro-dosing daily..."   |
|  | "I think asking about frequency makes sense - most people use it pretty regular (sic)"   |
| <b>Theme 3b) Patterns of use – Dose:</b> Amounts of cannabis typically consumed at each sitting was discussed primarily in subjective terms (i.e. large, small), perceptions of which may vary considerably between consumers, and identifying the weights or exact doses used at each sitting was perceived as difficult or infeasible, particularly for dried cannabis. Comparison measures were preferred.              |  |

|   |
|---|
| “I know how much I buy by weight, but I couldn’t tell you the grams I put in the pipe yesterday evening..”  |
| “With smoking it, it’s harder... like, a big joint for me might not be big for my sister.”  |
| “It’s easy if it’s an edible, because it tells you on the label...”   |
| “The THC oil that I have is 30 milligrams per mil, so that would work out to being about point three milligrams for point one or point two of a milliliter.”  |
| “Maybe start at half a milliliter, so that would be what? More like 10 milligrams, I guess, of the 40 milligram [per milliliter] stuff that I have.”  |
| “I would say the easiest way for people to say how much they smoke would be like a pea-sized amount, or a grape-size...compare it to something. Then you could figure out the grams from that. I don’t know how many grams or milligrams I use every time.” |
| “I might use a small dab like the size of a dime, or other times it might be like twice as much...”   |

381  
382  
383  
384  
385  
386

Table 4: Concurrent validity of the CEPT vs. In-depth interview (n=10)

| <b>Construct</b>            | <b>Agreement</b> |                 | <b>Kappa</b> | <b>Std. Error</b> | <b>P-Value</b> |
|-----------------------------|------------------|-----------------|--------------|-------------------|----------------|
|                             | <i>actual</i>    | <i>expected</i> |              |                   |                |
| <i>Any use in pregnancy</i> | 100%             | 82%             | 1.00         | 0.31              | >0.001         |
| <i>Frequency of use</i>     | 90%              | 22%             | 0.87         | 0.16              | >0.001         |
| <i>Timing (trimester)</i>   | 80%              | 28%             | 0.72         | 0.19              | >0.001         |
| <i>Mode of consumption</i>  | 100%             | 22%             | 1.00         | 0.21              | >0.001         |

387

388 Table 5: Discriminant validity of CEPT versus SUD screening tools (n=153)

| <b>Screening Tool</b> | <b>CEPT Agreement</b> |                 | <b>Kappa</b> | <b>Std. Error</b> | <b>P-Value</b> |
|-----------------------|-----------------------|-----------------|--------------|-------------------|----------------|
|                       | <i>actual</i>         | <i>expected</i> |              |                   |                |
| <i>5Ps</i>            | 44.9%                 | 45.1            | -0.031       | 0.04              | 0.53           |
| <i>SURP-P</i>         | 69.8%                 | 52.3%           | 0.36         | 0.08              | 0.01           |

389 Legend: Compares positive SUD screening result with any prenatal cannabis use on CEPT

390  
391  
392  
393

394 Table 6: Test-retest reliability of the CEPT - 3-month interval (n=153)

| <b>Construct</b>                | <b>Agreement</b> |                 | <b>Kappa</b> | <b>Std. Error</b> | <b>P-Value</b> |
|---------------------------------|------------------|-----------------|--------------|-------------------|----------------|
|                                 | <i>actual</i>    | <i>expected</i> |              |                   |                |
| <i>Any second-hand exposure</i> | 92%              | 52%             | 0.83         | 0.08              | >0.001         |
| <i>Any use in pregnancy</i>     | 97%              | 51%             | 0.95         | 0.08              | >0.001         |
| <i>Frequency of use</i>         | 90%              | 28%             | 0.86         | 0.04              | >0.001         |
| <i>Timing (trimester)</i>       | 80%              | 32%             | 0.71         | 0.05              | >0.001         |
| <i>Mode of consumption</i>      | 99%              | 51%             | 0.97         | 0.08              | >0.001         |

395

396 Table 7: Preliminary Validity of the CEPT against Biological THC

|                       | <b>Bioassay negative</b> | <b>Bioassay positive</b> | <b>Total</b> |
|-----------------------|--------------------------|--------------------------|--------------|
| <i>CEPT negative</i>  | 8                        | 4                        | 12           |
| <i>CEPT positive*</i> | 0                        | 13                       | 13           |
| <b>Total</b>          | 8                        | 17                       | <b>25</b>    |

| <b>Measure:</b>     | <b>95% confidence interval</b> |                   |
|---------------------|--------------------------------|-------------------|
| <i>Sensitivity:</i> | 76.5%                          | 59.84% - 93.10%   |
| <i>Specificity:</i> | 100%                           | 100.00% - 100.00% |
| <i>PPV:</i>         | 100%                           | 100.00% - 100.00% |
| <i>NPV:</i>         | 66.7%                          | 48.19% - 85.15%   |

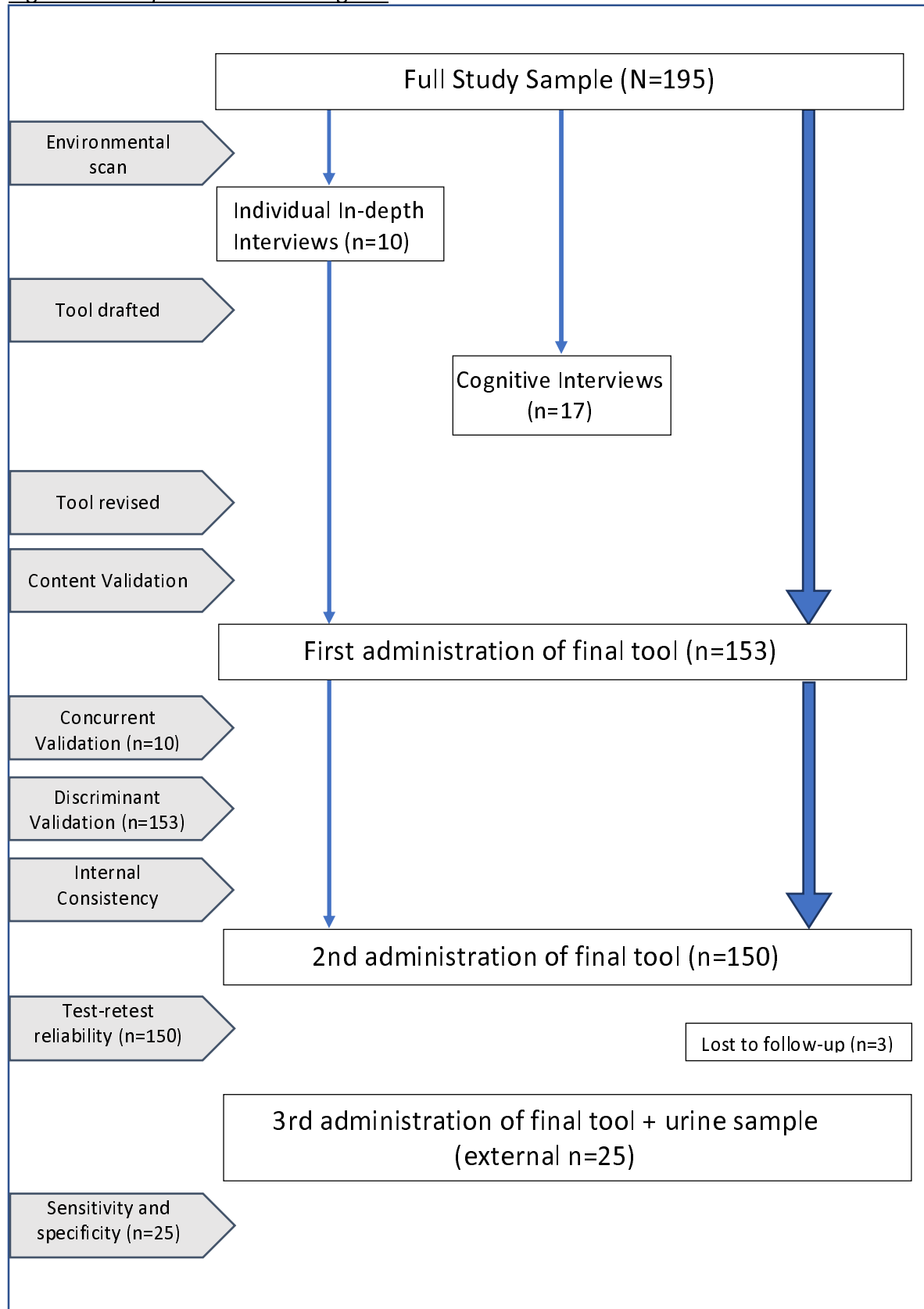
397 \*positive prenatal exposure includes any cannabis use and/or second-hand exposure during pregnancy

398

399

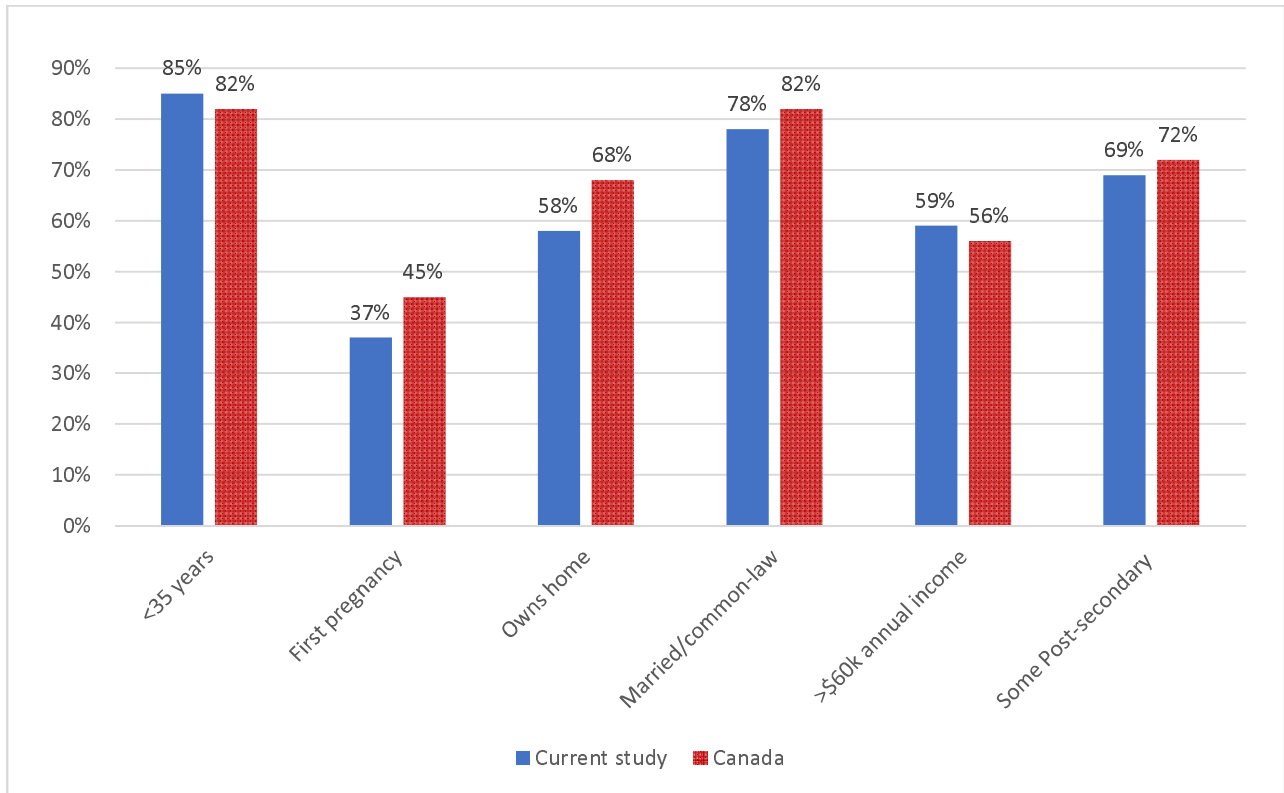
400  
401  
402

Figure 1: Study Process Flow Diagram





403 **Figure 2: Participant Characteristics Versus Maternal Population of Canada**

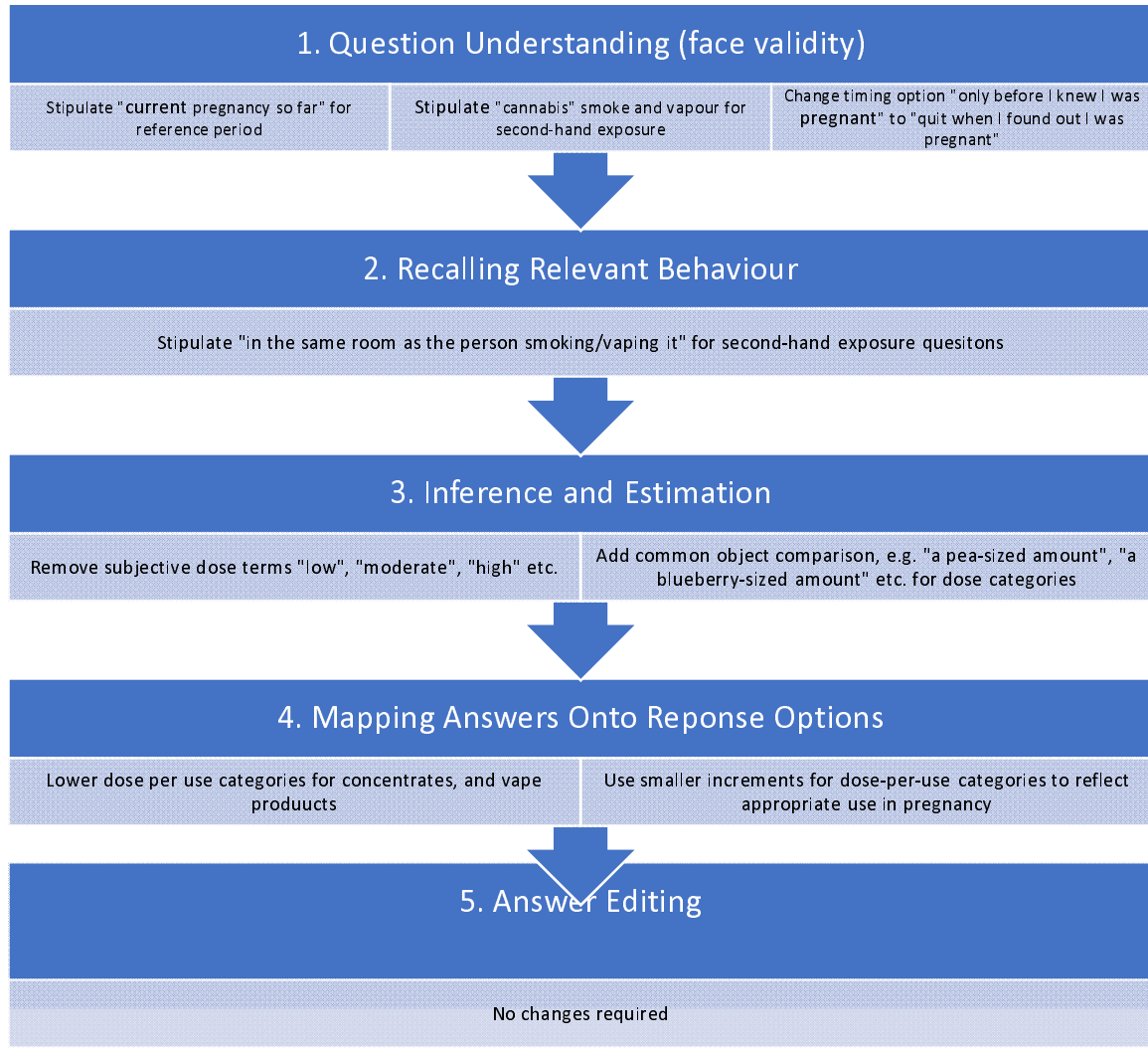


404

405

406

407 Figure 3: Cognitive Interviews - Bias reduction for the five stages of cognition  
 408 References:



409

410

- 411 1. Young-Wolff KC, Sarovar V, Tucker LY, Avalos LA, Alexeeff S, Conway A, et al. Trends in  
412 marijuana use among pregnant women with and without nausea and vomiting in  
413 pregnancy, 2009–2016. *Drug Alcohol Depend.* 2019;196:66–70.
- 414 2. Corsi DJ, Hsu H, Weiss D, Fell DB, Walker M. Trends and correlates of cannabis use in  
415 pregnancy: a population-based study in Ontario, Canada from 2012 to 2017. *Can J Public  
416 Heal Can Sante Publique.* 2018;Nov 1.
- 417 3. Luke S, Hutcheon J, Kendall T. Cannabis Use in Pregnancy in British Columbia and  
418 Selected Birth Outcomes. *J Obstet Gynaecol Canada.* 2019;
- 419 4. Corsi DJ, Walsh L, Weiss D, Hsu H, El-Chaar D, Hawken S, et al. Association between Self-  
420 reported Prenatal Cannabis Use and Maternal, Perinatal, and Neonatal Outcomes. *JAMA  
421 - J Am Med Assoc.* 2019;
- 422 5. El Marroun H, Tiemeier H, Steegers EAP, Jaddoe VW V, Hofman A, Verhulst FC, et al.  
423 Intrauterine Cannabis Exposure Affects Fetal Growth Trajectories: The Generation R  
424 Study. *J Am Acad Child Adolesc Psychiatry.* 2009;48(12):1173–81.
- 425 6. Marroun H El, Hudziak JJ, Tiemeier H, Creemers H, Steegers EAP, Jaddoe VWV, et al.  
426 Intrauterine cannabis exposure leads to more aggressive behavior and attention  
427 problems in 18-month-old girls. *Drug Alcohol Depend.* 2011;
- 428 7. Stickrath E. Marijuana Use in Pregnancy: An Updated Look at Marijuana Use and Its  
429 Impact on Pregnancy. *Clin Obstet Gynecol.* 2019;
- 430 8. Metz TD, Stickrath EH. Marijuana use in pregnancy and lactation: A review of the  
431 evidence. Vol. 213, *American Journal of Obstetrics and Gynecology.* 2015. p. 761–78.
- 432 9. Porath-Waller AJ. Clearing the Smoke on Cannabis Series: Maternal Cannabis Use during

- 433           Pregnancy. *Can Cent Subst Abus.* 2015;1–8.
- 434   10.   Board on Population Health and Public Health Practice, Health and Medicine Division,  
435       National Academies of Sciences Engineering and Medicine. *The Health Effects of*  
436       *Cannabis and Cannabinoids: The Current State of Evidence and Recommendations for*  
437       *Research* [Internet]. *The Health Effects of Cannabis and Cannabinoids: The Current State*  
438       *of Evidence and Recommendations for Research.* 2017. 440 p. Available from:  
439       <http://www.ncbi.nlm.nih.gov/pubmed/28182367>
- 440   11.   Torres CA, Medina-Kirchner C, O’Malley KY, Hart CL. Totality of the Evidence Suggests  
441       Prenatal Cannabis Exposure Does Not Lead to Cognitive Impairments: A Systematic and  
442       Critical Review. *Front Psychol.* 2020;
- 443   12.   Chaput KH, Lebel CA, McMorris CA. Commentary: Totality of the Evidence Suggests  
444       Prenatal Cannabis Exposure Does Not Lead to Cognitive Impairments: A Systematic and  
445       Critical Review. *Front Psychol.* 2020;tbd(e-pub).
- 446   13.   Center for Behavioral Health Statistics and Quality. *Results from the 2012 National*  
447       *Survey on Drug Use and Health.* 2013.
- 448   14.   Roberts SCM, Nuru-Jeter A. Women’s Perspectives on Screening for Alcohol and Drug  
449       Use in Prenatal Care. *Women’s Heal Issues.* 2010;20(3):193–200.
- 450   15.   Ernhart CB, Morrow-Tlucak M, Sokol RJ, Martier S. Underreporting of alcohol use in  
451       pregnancy. *Alcohol Clin Exp Res.* 1988;12(4):506–11.
- 452   16.   Holland CL, Nkumsah MA, Morrison P, Tarr JA, Rubio D, Rodriguez KL, et al. “Anything  
453       above marijuana takes priority”: Obstetric providers’ attitudes and counseling strategies  
454       regarding perinatal marijuana use. *Patient Educ Couns.* 2016;99(9):1446–51.

- 455 17. Kaarid KP, Vu N, Bartlett K, Patel T, Sharma S, Honor RD, et al. Assessing the prevalence  
456 and correlates of prenatal cannabis consumption in an urban Canadian population: a  
457 cross-sectional survey. *Can Med Assoc Open Access J* [Internet]. 2021;9(2):E703--E710.  
458 Available from: <https://www.cmajopen.ca/content/9/2/E703>
- 459 18. Chang JC, Holland CL, Tarr JA, Rubio D, Rodriguez KL, Kraemer KL, et al. Perinatal illicit  
460 drug and marijuana use: An observational study examining prevalence, screening, and  
461 disclosure. *Am J Heal Promot*. 2017;31(1):35–42.
- 462 19. Hannigan JH, Chiodo LM, Sokol RJ, Janisse J, Ager JW, Greenwald MK, et al. A 14-year  
463 retrospective maternal report of alcohol consumption in pregnancy predicts pregnancy  
464 and teen outcomes. *Alcohol*. 2010;44(7–8):583–94.
- 465 20. Chiodo LM, Sokol RJ, Delaney-Black V, Janisse J, Hannigan JH. Validity of the T-ACE in  
466 pregnancy in predicting child outcome and risk drinking. *Alcohol* [Internet]. 2010/01/06.  
467 2010;44(7–8):595–603. Available from: <https://pubmed.ncbi.nlm.nih.gov/20053522>
- 468 21. Rotermann M, Pagé MM. Prevalence and correlates of non-medical only compared to  
469 self-defined medical and non-medical cannabis use, Canada, 2015. *Heal Reports*.  
470 2018;29(7):3–13.
- 471 22. Singer LT, Arendt R, Fagan J, Minnes S, Salvator A, Bolek T, et al. Neonatal visual  
472 information processing in cocaine-exposed and non-exposed infants. *Infant Behav Dev*.  
473 1999;
- 474 23. Fried PA, Watkinson B. 36- and 48-month neurobehavioral follow-up of children  
475 prenatally exposed to marijuana, cigarettes, and alcohol. *J Dev Behav Pediatr*. 1990;
- 476 24. Day NL, Richardson GA, Goldschmidt L, Robles N, Taylor PM, Stoffer DS, et al. Effect of

- 477 prenatal marijuana exposure on the cognitive development of offspring at age three.  
478 Neurotoxicol Teratol. 1994;
- 479 25. el Marroun H, Tiemeier H, Jaddoe VWV, Hofman A, Mackenbach JP, Steegers EAP, et al.  
480 Demographic, emotional and social determinants of cannabis use in early pregnancy: The  
481 Generation R study. Drug Alcohol Depend. 2008;
- 482 26. Office of Research and Surveillance. Canadian Tobacco Alcohol and Drugs (CTADS): 2015  
483 summary [Internet]. CTADS 2015. 2017. Available from:  
484 [https://www.canada.ca/en/health-canada/services/canadian-tobacco-alcohol-drugs-](https://www.canada.ca/en/health-canada/services/canadian-tobacco-alcohol-drugs-survey/2015-summary.html)  
485 [survey/2015-summary.html](https://www.canada.ca/en/health-canada/services/canadian-tobacco-alcohol-drugs-survey/2015-summary.html)
- 486 27. Coleman-Cowger VH, Schauer GL, Peters EN. Marijuana and tobacco co-use among a  
487 nationally representative sample of US pregnant and non-pregnant women: 2005–2014  
488 National Survey on Drug Use and Health findings. Drug Alcohol Depend. 2017;177.
- 489 28. Leos-Toro C, Rynard V, Hammond D. Prevalence of problematic cannabis use in Canada:  
490 Cross-sectional findings from the 2013 Canadian Tobacco, alcohol and drugs survey. Can  
491 J Public Heal. 2017;108(5–6):e516–22.
- 492 29. Gotman N, Kershaw T, Rounsaville BJ, Forray A, Howell HB, Yonkers KA. Screening for  
493 Prenatal Substance Use. Obstet Gynecol. 2010;116(4):827–33.
- 494 30. Chasnoff IJ, Wells AM, McGourty RF, Bailey LK. Validation of the 4P's Plus© screen for  
495 substance use in pregnancy validation of the 4P's Plus. J Perinatol. 2007;27(12):744–8.
- 496 31. Ondersma SJ, Svikis DS, Lebreton JM, Streiner DL, Grekin ER, Lam PK, et al. Development  
497 and preliminary validation of an indirect screener for drug use in the perinatal period.  
498 Addiction. 2012;107(12):2099–106.

- 499 32. Harris SK, Knight JR, Van Hook S, Sherritt L, L Brooks T, Kulig JW, et al. Adolescent  
500 substance use screening in primary care: Validity of computer self-Administered versus  
501 clinician-Administered screening. *Subst Abus.* 2016;37(1):197–203.
- 502 33. Yonkers KA, Gotman N, Kershaw T, Forray A, Howell HB, Rounsaville BJ. Screening for  
503 prenatal substance use: Development of the substance use risk profile-pregnancy scale.  
504 *Obstet Gynecol.* 2010;116(4):827–33.
- 505 34. James WH, Moore DD. Examining the Relationship between Gender and Drug-Using  
506 Behaviors in Adolescents: The Use of Diagnostic Assessments and Biochemical Analyses  
507 of Urine Samples. *J Drug Educ.* 2005;29(3):235–49.
- 508 35. Mura P, Kintz P, Papet Y, Ruesch G, Piriou A. [Evaluation of six rapid tests for screening of  
509 cannabis in sweat, saliva and tears]. *Acta Clin Belg.* 1999;53 Suppl 1:35–8.
- 510 36. Pippins JR, Brawarsky P, Jackson RA, FuentesAfflick E, Haas JS. Association of  
511 Breastfeeding with Maternal Depressive Symptoms. *J Women’s Heal [Internet].* 2006  
512 Jul;15(6):754–62. Available from: <http://Haas, Jennifer S.: jhaas@partners.org>
- 513 37. Riley KJ, Lu NT, Taylor BG. Drug screening: A comparison of urinalysis results from two  
514 independent laboratories. *J Drug Issues.* 2000;30(1):171–86.
- 515 38. Earleywine M. Understanding Marijuana: A New Look at the Scientific Evidence.  
516 *Understanding Marijuana: A New Look at the Scientific Evidence.* 2010. 1–341 p.
- 517 39. Streiner DL, Norman GR. , John Cairney *Health Measurement Scales: A Practical Guide To*  
518 *Their Development and Use,* January 2015 Edition: 5th Publisher: Oxford University Press  
519 ISBN: 0199685215 DOI:10.1093/acprof:oso/9780199231881.003.0006,
- 520

- 521 40. Schwarz N, Oyserman D. Asking questions about behavior: Cognition, communication,  
522 and questionnaire construction. *Am J Eval.* 2001;22(2):127–60.
- 523 41. Willis G, Lessler J. *Question Appraisal System (QAS 99 Manual)*. 1999.
- 524 42. Coleman-Cowger VH, Oga EA, Peters EN, Trocin K, Koszowski B, Mark K. Comparison and  
525 validation of screening tools for substance use in pregnancy: A cross-sectional study  
526 conducted in Maryland prenatal clinics. *BMJ Open.* 2018;8(2).
- 527 43. Sale J, Brazil K. A strategy to identify critical appraisal criteria for primary mixed methods  
528 research. *Qual Quan.* 2004;38:351–65.
- 529 44. Canada. PHA of. *Data Tables - The Maternity Experiences Survey (MES) 2006 - 2007*  
530 [Internet]. Vol. 2012. 2009. Available from: [http://www.phac-aspc.gc.ca/rhs-ssg/pdf/tab-](http://www.phac-aspc.gc.ca/rhs-ssg/pdf/tab-eng.pdf)  
531 [eng.pdf](http://www.phac-aspc.gc.ca/rhs-ssg/pdf/tab-eng.pdf)
- 532 45. Teubert D, Pinquart M, Pinheiro MIS, Haase VG, Del Prette A, Amarante CLD, et al. NIH  
533 Public Access. *Eur J Psychotraumatol* [Internet]. 2015;15(1):No-Pagination Specified.  
534 Available from: [http://www.repositorio.ufc.br/bitstream/riufc/7744/1/2014-DIS-](http://www.repositorio.ufc.br/bitstream/riufc/7744/1/2014-DIS-ASMGRANGEIRO.pdf)  
535 [ASMGRANGEIRO.pdf](http://www.repositorio.ufc.br/bitstream/riufc/7744/1/2014-DIS-ASMGRANGEIRO.pdf)<http://files/5407/GRANGEIRO,>  
536 [2014.pdf](http://files/5404/rocha,marina%20tesesy.pdf)[http://files/5404/rocha, marina teses](http://files/5404/rocha,marina%20tesesy.pdf)  
537 [ysr.pdf](http://linkinghub.elsevier.com/retrieve/pii/S0890856716302167)<http://linkinghub.elsevier.com/retrieve/pii/S0890856716302167><http://files/5400/ache>  
538 [es/5400/ache](http://files/5400/ache)
- 539 46. No Title [Internet]. Vol. 2019. 2019. Available from:  
540 [https://www.nbs.go.tz/index.php/en/census-surveys/population-and-housing-](https://www.nbs.go.tz/index.php/en/census-surveys/population-and-housing-census/178-tanzania-total-population-by-district-regions-2016-2017)  
541 [census/178-tanzania-total-population-by-district-regions-2016-2017](https://www.nbs.go.tz/index.php/en/census-surveys/population-and-housing-census/178-tanzania-total-population-by-district-regions-2016-2017)
- 542 47. ElSohly MA, Mehmedic Z, Foster S, Gon C, Chandra S, Church JC. Changes in cannabis



543 potency over the last 2 decades (1995-2014): Analysis of current data in the United  
544 States. *Biol Psychiatry*. 2016;

545 48. Niedbala S, Kardos K, Salamone S, Fritch D, Bronsgeest M, Cone EJ. Passive cannabis  
546 smoke exposure and oral fluid testing. *J Anal Toxicol*. 2004;

547 49. Landis JR, Koch GG. The Measurement of Observer Agreement for Categorical Data.  
548 *Biometrics* [Internet]. 1977 Jun 22;33(1):159–74. Available from:  
549 <http://www.jstor.org/stable/2529310>

550 50. The National Academies of Science Engineering. The health effects of Cannabis and  
551 Cannabinoids. Committee’s conclusions. The National Academies of Science Engineering  
552 and Medicine. *Natl Acad Press* [Internet]. 2018; Available from:  
553 <http://www.dictionary.com/browse/weight>

554 51. Sokol RJ, Martier SS, Ager JW. The T-ACE questions: Practical prenatal detection of risk-  
555 drinking. *Am J Obstet Gynecol*. 1989;160(4):863–70.

556 52. De Giovanni N, Fucci N. The Current Status of Sweat Testing For Drugs of Abuse: A  
557 Review. *Curr Med Chem*. 2013;20(4):545–61.

558 53. Berg M. Status of research on gender differences in pharmacokinetics. *J Am Pharm*  
559 *Assoc*. 1997;37:43–56.

560 54. Harris R, Benet L, Schwartz J. Gender effects in pharmacokinetics and  
561 pharmacodynamics. *Drugs*. 1995;50:222–39.

562 55. Mattison D, Malek A, Cistola C. Physiologic adaptations to pregnancy: Impact on  
563 pharmacokinetics. In: Yaffe S, Aranda J, editors. *Pediatric Pharmacology: Therapeutic*  
564 *principles in practice*. Philadelphia: W.B. Saunders; 1992. p. 81–96.

- 565 56. Amon I, Huller H. Dose-response relationship as a basis for choice of drugs in pregnancy  
566 and for dosage calculation. In: Kuemmerle H, Brendel K, editors. Clinical pharmacology in  
567 pregnancy: Fundamentals and rational pharmacotherapy. New York: Thieme-Stratton;  
568 1984. p. 64–73.
- 569 57. Lincoln Y, Guba NJ. Naturalistic inquiry. Vol. 1. Beverly Hills: Sage Publications; 1985.  
570