

IMPACTS OF PERCEIVED SOCIAL SUPPORT ON ALCOHOL AND CANNABIS USE

Differential Impacts of Perceived Social Support on Alcohol and Cannabis Use in Young Adults: Lessons from the COVID-19 Pandemic

Michelle J. Blumberg^{1,2*} & Lindsay A. Lo^{1,3*}, Geoffrey W. Harrison¹, Alison Dodwell¹,
Samantha H. Irwin¹, Mary C. Olmstead^{1,4}

*Shared co-first authorship

¹Department of Psychology, Queen's University, 52 Arch St, Kingston, Ontario, Canada, K7L 3N6

²Department of Psychology, York University, 4700 Keele St, North York, ON M3J 1P3

³Department of Public Health Sciences, University of Toronto, 155 College St, Toronto, Ontario, Canada, M5T 3M7

⁴Centre for Neuroscience Studies, Queen's University, 18 Stuart Street, Kingston, Ontario, Canada, K7L 3N6

Corresponding Author:

Lindsay A. Lo

Lindsay.Lo@mail.utoronto.ca

IMPACTS OF PERCEIVED SOCIAL SUPPORT ON ALCOHOL AND CANNABIS USE

Abstract

Coronavirus (COVID-19) lockdowns provided a unique opportunity to examine how changes in the social environment impact mental health and wellbeing. We addressed this issue by assessing how perceived social support across COVID-19 restrictions alters alcohol and cannabis use in emerging adults, a population vulnerable to adverse outcomes of substance use. Four hundred sixty-three young adults in Canada and the United States completed online questionnaires for three retrospective time points: Pre-Covid, Lockdown and Eased Restrictions. Sociodemographic factors, perceived social support, and substance use were assessed. Overall, alcohol use decreased while cannabis use increased during Lockdown. Interestingly, social support negatively predicted alcohol use and positively predicted cannabis use during Lockdown. These findings suggest a difference in motives underlying alcohol and cannabis use in emerging adults. Importantly, these changes were not sustained when restrictions eased, suggesting that emerging adults exhibit resiliency to the impacts of COVID-19 restrictions on substance use.

Keywords: Alcohol, cannabis, social support, COVID-19, young adults

IMPACTS OF PERCEIVED SOCIAL SUPPORT ON ALCOHOL AND CANNABIS USE

1 **Differential Impacts of Perceived Social Support on Alcohol and Cannabis Use in Young**

2 **Adults: Lessons from the COVID-19 Pandemic**

3 **Introduction**

4 The coronavirus (COVID-19) was declared a pandemic by the World Health
5 Organization in March 2020 (World Health Organization, 2020). Following this, efforts to limit
6 spread of the virus included widespread stay at home orders, and the closure of non-essential
7 services, schools, and workplaces. This led to immense changes in daily life that were
8 particularly impactful on young adults who rely on social interactions and social support for
9 wellbeing (Asher & Weeks, 2013; Sandstrom & Dunn, 2014; Dissing et al., 2019; Richards et
10 al., 2019; Scardera et al., 2020). Social support is broadly defined as the assistance and
11 protection given to others (Shumaker & Brownell 1984, Wortman & Dunkel-Schetterm, 1987),
12 and consists of four defining attributes: emotional, instrumental, informational, and appraisal
13 support (Barrera, 1986). Constituents to social support include one's social network, which is the
14 interactive field of persons that provide helpfulness and protection (Berkman, 1984, Gottlieb,
15 1983), and social embeddedness, which is the connectedness people have to others within their
16 social network (Barrera 1986, Langford et al 1997). Concerns over the impact of COVID-19 on
17 mental health (Abbott, 2021; Galea et al., 2020; Singh et al., 2020), specifically substance use
18 (Czeisler et al., 2020; Ornell et al., 2020), have simultaneously increased. Consequently,
19 government mandated lockdowns provided a unique opportunity to assess the impact of social
20 support on substance use. The goal of the current study was to integrate these two areas by
21 investigating the impact of social support on alcohol and cannabis use among young adults in
22 Canada and the United States throughout the COVID-19 pandemic.

IMPACTS OF PERCEIVED SOCIAL SUPPORT ON ALCOHOL AND CANNABIS USE

23 Alcohol and cannabis are two of the most widely used psychoactive substances (Peacock
24 et al., 2017; Vincenzi et al., 2017), and are both associated with acute and chronic negative
25 effects. Generally, studies have found increased alcohol and cannabis use during COVID-19 in
26 adult samples (e.g., Taylor et al., 2021; Barbosa et al., Dumas et al., 2020; 2020; Jacob et al.,
27 2020; Grossman et al., 2020; Sharma et al., 2020; Wardell et al., 2020), but these patterns may
28 differ in young adult samples. Young adulthood is generally accepted in the psychological
29 literature to refer to the crucial developmental period following adolescence (emphasizing
30 identity formation) that most individuals reach between the ages of 19 and 39 years (Erikson,
31 1965). Critically, the literature investigating alcohol and cannabis use patterns in young adults
32 during the COVID-19 pandemic is much slimmer, and these studies have obtained mixed results.
33 For example, both increases (Romm et al., 2021; Sharma et al., 2020; Lechner et al., 2020) and
34 decreases in alcohol consumption have been reported in young adults (Bollen et al., 2021; White
35 et al., 2020). Of the available literature on changes in cannabis use, no change and increases in
36 use have both been reported (Romm et al., 2021; Graupensperger et al., 2021; Bonar et al., 2021;
37 Papp & Kouros, 2021). Furthermore, there is a lack of research directly comparing patterns of
38 alcohol and cannabis use in this population across the pandemic. These contradictory findings
39 may reflect differences in how substance use was assessed and alterations in social restrictions
40 associated with different phases of the pandemic. Identifying the factors that impact patterns of
41 alcohol and cannabis use in young adults during COVID-19 is important as this group is
42 particularly vulnerable to developing substance use disorder and other mental health conditions,
43 including both internalizing (characterized by anxiety, depression, and somatic symptoms) and
44 externalizing (characterized by impulsive and disruptive symptoms) disorders (American

IMPACTS OF PERCEIVED SOCIAL SUPPORT ON ALCOHOL AND CANNABIS USE

45 Psychiatric Association, 2013; Brewer et al., 2017; Gray & Squeglia, 2017; Hamidullah et al.,
46 2020).

47 Contradictory findings regarding substance use during COVID-19 suggest that individual
48 factors impacted alcohol and cannabis use in young adults during this period. Given the dramatic
49 changes in social interactions during lockdowns, differences in social support may explain the
50 conflicting evidence obtained from previous studies. Evidence supports that social support
51 encourages positive health behaviors and is also a stress-buffering mechanism (Emmons et al.,
52 2007, Wills et al., 2004, Wills & Ainette, 2012). As such, social support is well supported in the
53 literature to be associated with substance use (Wills et al., 2004, Wills & Ainette, 2012). More
54 specifically, social integration and social support are linked to decreased prevalence of smoking
55 and heavy drinking (Brennan & Moss, 1990; Romano, Bloom, & Syme, 1991). Social support
56 may also mitigate the risk of problem drinking in young adults through reduced psychological
57 distress (Segrin et al., 2016). Lower familial support is associated with increased substance use
58 among young people (Piko et al., 2000; Beitchman et al., 2005; Arias-De la Torre, 2019).
59 Therefore, individual differences in social support may explain divergent findings in substance
60 use patterns during COVID-19.

61 Lower social support and related factors have been associated with increased substance
62 use during COVID-19 in adults (Wardell et al., 2020; Vanderbruggen et al., 2020; Clair et al.,
63 2020; Horigian et al., 2020), but findings in younger adult samples are less clear. Some studies
64 have replicated a negative relationship between social support-related factors and drinking
65 (Lechner et al., 2020; Sharma et al., 2020; Bollen et al., 2021). Although few studies have
66 examined the relationship between social support and cannabis use in young adults during
67 COVID-19, two studies suggested factors related to social support (e.g., loneliness, isolation)

IMPACTS OF PERCEIVED SOCIAL SUPPORT ON ALCOHOL AND CANNABIS USE

68 may also be associated with increased cannabis use (Bonar et al., 2021; Bartel et al., 2020).
69 There is a growing interest in investigating the impact of social support (particularly loneliness
70 and living alone) on substance use among young adults (e.g., Horigian et al., 2021; Sylvestre,
71 2022). However, further research is needed to understand the direct impact of perceived social
72 support from family, friends, and significant others on alcohol and cannabis use throughout
73 different periods of COVID-19 restrictions.

74 Accordingly, the goal of the current study was to investigate changes in alcohol and
75 cannabis use in young adults across three phases of the pandemic. Timepoint 1 refers to the
76 period preceding the pandemic onset. Timepoint 2 refers to the first wave of COVID-19 (i.e.,
77 tight restrictions that limited in-person interactions). Timepoint 3 refers to the period after the
78 first wave (i.e., ease of restrictions). Additionally, we sought to investigate the ways in which
79 perceived social support impacted substance use among young adults throughout these phases.
80 First, we hypothesized that alcohol and cannabis use would increase during the first wave of
81 COVID-19 when lockdown orders were in place. Second, we hypothesized that perceived social
82 support would modulate changes in substance use throughout COVID-19. Specifically, we
83 predicted that only those with low levels of social support would experience an increase in
84 substance use during the first wave.

85 Concerns of the impact of the COVID-19 pandemic on health outcomes, specifically
86 mental health, have persisted. Given that young adulthood is a vulnerable period for developing
87 mental health conditions, including substance dependence, findings from this study provide
88 valuable information on how social restrictions impact substance misuse and may help guide
89 preventative or intervention measures in the future.

90 **Methods**

IMPACTS OF PERCEIVED SOCIAL SUPPORT ON ALCOHOL AND CANNABIS USE

91 **Sample and Design**

92 This study used a longitudinal retrospective survey design. Five hundred fifty-two adults
93 (19-30 years of age) were recruited from Canada and the United States via social media (e.g.,
94 Facebook, emails listservs, Instagram, Twitter) and the Queen's University participant pool.
95 Authors (MJB, LAL, AD, and SHI) distributed the survey link and study advertisement via these
96 platforms. To screen for eligibility, participants were first asked to indicate their country of
97 residence, their age, and whether they had consumed alcohol and/or cannabis in 2020. Those
98 who were not living in Canada or the United States, were not between 19 and 30 years of age,
99 and who did not consume alcohol and/or cannabis at any point in 2020 were excluded from the
100 study. The same participants completed a survey (approximately 15 minutes) that gathered
101 information on sociodemographic characteristics, perceived social support, and substance use at
102 three distinct retrospective time points. Data were collected between August and November 2020
103 using the following time points: Timepoint 1 = January to early March 2020 (Pre-COVID);
104 Timepoint 2 = mid-March to the end of May 2020 (Lockdown); and Timepoint 3 = June to July
105 2020 (Eased Restrictions). The questionnaire was designed and administered through Qualtrics
106 Survey Software (Qualtrics, Provo, UT). Respondents were either entered in a draw to win one
107 of ten Amazon or Starbucks gift cards valued at \$25 each or received course credit for their
108 participation. Incomplete surveys were excluded. For this analysis, the small number of
109 individuals reporting unemployment before COVID-19 (n = 11) were excluded due to higher
110 reported levels of substance use compared to students and employed young adults, as meaningful
111 conclusions cannot be made due to the small group size. The final sample was 463.

112 **Measures**

IMPACTS OF PERCEIVED SOCIAL SUPPORT ON ALCOHOL AND CANNABIS USE

113 Sociodemographic variables included gender, age, completed level of education, and
114 employment status at the time of survey completion.

115 *Perceived social support*

116 Social Support was measured at each time point using the Multidimensional Scale of
117 Perceived Social Support (MSPSS, Zimet et al., 1988). The MSPSS is a validated scale that
118 measures subjective feelings of social support from family, friends, and significant others. The
119 MSPSS includes 13 questions rated on a 7-point Likert scale (1 = Very strongly disagree to 7 =
120 Very strongly agree). Some example items are “*I could talk about my problems with my family*”
121 *and “I could count on my friends when things went wrong”*. Items were summed to obtain a
122 composite Social Support score for each respondent.

123 *Alcohol and Cannabis Use*

124 Alcohol and cannabis use were measured using a variation of the Timeline Followback
125 Alcohol and Marijuana Use Calendar, a well-validated calendar assisted alcohol and cannabis
126 use measure, for up to 12 months prior (TLFB, Sobell & Sobell, 1992; Sobell et al., 2001).
127 Specifically, respondents were asked to provide retrospective estimates of the number of days
128 alcohol was consumed and the number of alcoholic drinks consumed in a typical week for each
129 time point. Respondents were then asked to report the number of days and the number of times
130 cannabis was ingested during a typical week within each time point. More specifically,
131 respondents were told to consider one ingestion of cannabis to be one occasion in which they
132 consumed Tetrahydrocannabinol (THC)-containing cannabis products, such as one joint, pipe or
133 an edible. Number of days was used as our measure of frequency of alcohol and cannabis
134 consumption. Number of drinks (alcohol) and ingestions (cannabis) was used as indicators of the
135 quantity of alcohol and cannabis consumed.

IMPACTS OF PERCEIVED SOCIAL SUPPORT ON ALCOHOL AND CANNABIS USE

136 *Statistical Analysis*

137 All analyses were conducted on the four dependent measures of substance use: frequency
138 of alcohol consumption (number of days/week), quantity of alcohol consumed (number of
139 alcoholic drinks/week), frequency of cannabis consumption (number of days/week), and quantity
140 of cannabis consumed (number of ingestions/week). Initial one-way repeated measures Analysis
141 of Variances (ANOVAs) were run to determine the impact of time points on Social Support and
142 levels of substance use. Following this, four linear mixed-effects models were used to predict
143 each substance use measure from Social Support at each of three COVID time points coded as
144 fixed effects, and participants coded as random effects (Kristensen and Hansen, 2004; Magezi,
145 2015). Linear mixed-effects models are a more appropriate analytic tool for repeated measure
146 designs than repeated measures ANOVAs as they accommodate missing data, are more likely to
147 meet their underlying assumptions, provide better interpretability, model variance at the
148 participant level, and provide more accurate parameter estimates (Kristensen and Hansen, 2004).
149 The three time points of COVID were dummy coded with Lockdown as the reference, creating
150 two dummy coded variables. Dummy coded variable one represented a comparison between Pre-
151 COVID and Lockdown and dummy coded variable two represented a comparison between Eased
152 Restrictions and Lockdown. Social Support was grand mean centered. The full model included
153 both dummy coded COVID time points, grand mean centered Social Support, and their
154 interactions with gender and level of education included as covariates. For the purposes of
155 following up significant interactions, we examined Social Support at mean levels (moderate
156 Social Support) and at 1 SD above (higher Social Support) and 1 SD below (lower Social
157 Support) mean levels. Statistical analyses were the lmer package (Bates et al., 2014) carried out
158 using R (version 3.6.2) and RStudio (version 1.2.5033).

IMPACTS OF PERCEIVED SOCIAL SUPPORT ON ALCOHOL AND CANNABIS USE

159 **Results**

160 **Sample Characteristics**

161 Table 1 presents sample characteristics of participations. Scores on the MSPSS ranged
162 from 12 to 84 (i.e., low to high Social Support).

163 **Table 1.** Sample Characteristics

| Variables | <i>n</i> | % | Mean (SD) |
|---|-----------------|----------|------------------|
| Age | | | 22.49 (2.86) |
| Gender | | | |
| Male | 89 | 18.1 | |
| Female | 369 | 79.7 | |
| Transgender Female | 0 | 0 | |
| Transgender Male | 0 | 0 | |
| Gender Variant/ Non-conforming | 4 | 0.8 | |
| Other | 1 | .2 | |
| Country of Residence | | | |
| Canada | 447 | 96.5 | |
| United States | 16 | 3.5 | |
| Pre-Covid Employment status | | | |
| Student | 310 | 62.9 | |
| Working | 153 | 31 | |
| During COVID Employment status | | | |
| Student | 179 | 36.3 | |
| Working | 198 | 40.2 | |
| Unemployed | 86 | 17.4 | |
| Highest Completed Level of Education | | | |

IMPACTS OF PERCEIVED SOCIAL SUPPORT ON ALCOHOL AND CANNABIS USE

| | | |
|------------------------------------|-----|------|
| No Degree | 1 | .2 |
| Highschool | 174 | 35.3 |
| Undergraduate/ college | 235 | 47.7 |
| Post-graduate (masters, doctoral) | 38 | 7.7 |
| Professional (medicine, law, etc.) | 10 | 2 |
| Other | 5 | 1 |

164

165 Overall Trends in Substance Use

166

167 Individuals' level of Social Support decreased from Pre-COVID ($M = 67.31$, $SD = 13.37$)

168 to Lockdown ($M = 64.17$, $SD = 15.24$), then increased again during Eased Restrictions ($M =$

169 65.94 , $SD = 15.36$), $F(2, 924) = 25.70$, $p < .001$, $\eta_p^2 = .053$.

170 The number of days Alcohol was consumed decreased from Pre-COVID ($M = 2.01$, $SD =$

171 1.65) to Lockdown ($M = 1.34$, $SD = 2.49$), then increased again during Eased Restrictions ($M =$

172 2.33 , $SD = 2.36$), $F(2, 924) = 38.31$, $p < .001$, $\eta_p^2 = .077$ (see Figure 2a). The quantity of

173 Alcohol consumed decreased from Pre-COVID ($M = 7.25$, $SD = 8.01$) to Lockdown ($M = 3.37$,

174 $SD = 9.29$), then increased again during Eased Restrictions ($M = 5.75$, $SD = 8.17$), $F(2, 924) =$

175 39.43 , $p < .001$, $\eta_p^2 = .079$.

176 The number of days Cannabis was consumed increased from Pre-COVID ($M = 1.64$, SD

177 $= 2.75$), to Lockdown ($M = 2.36$, $SD = 2.10$), then decreased during Eased Restrictions ($M =$

178 1.66 , $SD = 2.75$), $F(2, 924) = 23.02$, $p < .001$, $\eta_p^2 = .047$. The quantity of Cannabis consumed

179 increased from Pre-COVID ($M = 3.96$, $SD = 10.11$), to Lockdown ($M = 6.56$, $SD = 8.80$), then

180 decreased during Eased Restrictions ($M = 4.19$, $SD = 10.39$), $F(2, 924) = 19.35$, $p < .001$, $\eta_p^2 =$

181 $.040$.

IMPACTS OF PERCEIVED SOCIAL SUPPORT ON ALCOHOL AND CANNABIS USE

182 **Relationship between Substance Use and Social Support**

183

184 *Alcohol*

185

186 **Frequency of Alcohol Consumption.** In order to determine the impact of Social Support

187 during three COVID time points on alcohol consumption behavior, we ran a linear mixed-effects

188 model predicting frequency of Alcohol consumption from the interaction between time point and

189 Social Support. The model revealed significant interactions between both dummy coded COVID

190 time point variables and Social Support, $bs > 0.03$, $ts > 3.20$, $ps \leq .001$ (see Figure 1).

191 To follow up these interactions we first examined the relationship between Social

192 Support and frequency of Alcohol use at each time point. Pre-COVID, frequency of Alcohol use

193 was not related to Social Support, $b(1357) = 0.013$, $CI = [-0.002, 0.027]$. During Lockdown,

194 Social Support negatively predicted frequency of Alcohol use, $b(1347) = -0.014$, $95\% CI = [-$

195 $0.027, -0.002]$. During Eased Restrictions, Social Support positively predicted frequency of

196 Alcohol use, $b(1346) = 0.014$, $95\% CI = [0.001, 0.026]$.

197 Second, we examined differences in the frequency of Alcohol consumption across time

198 points at each level of Social Support. For individuals with low Social Support, the frequency of

199 Alcohol consumption was consistent between Pre-COVID and both Lockdown and Eased

200 Restrictions, but significantly increased from Lockdown to Eased Restrictions, $t(928) = -3.67$, p

201 $= 0.001$. For individuals with moderate to high levels of Social Support there was a significant

202 decrease in the frequency of Alcohol use from Pre-COVID to Lockdown, all $ts > 5.80$, all $ps <$

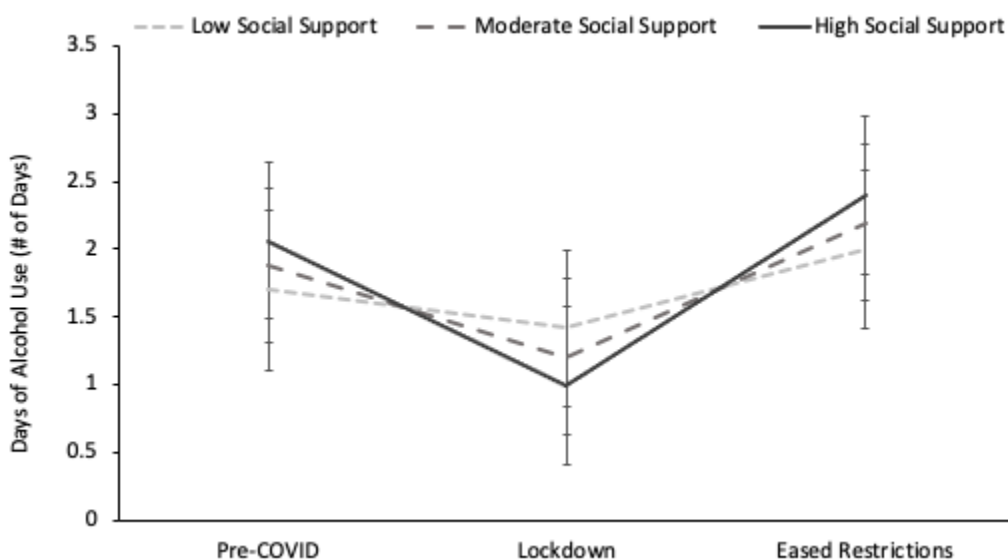
203 $.001$, and a significant increase in the frequency of Alcohol use from Lockdown to Eased

204 Restrictions, all $ts > 8.49$, all $ps < .001$. However, only those with moderate Social Support

205 reported significantly higher frequency of Alcohol use during Eased Restriction compared to

206 Pre-COVID, $t(916) = 2.73$, all $p = .018$.

IMPACTS OF PERCEIVED SOCIAL SUPPORT ON ALCOHOL AND CANNABIS USE



207

208 **Figure 1.** Changing relationship between social support and frequency of alcohol consumption

209 throughout COVID-19 time points. Error bars show standard error of the means.

210

211 **Quantity of Alcohol Consumption.** Similar to the frequency of Alcohol consumption,

212 when predicting the quantity of Alcohol consumption, both time point variables significantly

213 interacted with Social Support, $bs > 0.067$, $ts > 2.19$, $ps < .029$ (see Figure 2).

214 To follow up these interactions we first examined the relationship between Social

215 Support and quantity of Alcohol use at each time point. Surprisingly, unlike for the frequency of

216 Alcohol use, Social Support was not significantly related to the quantity of Alcohol consumed at

217 any time point.

218 Second, we examined differences in the frequency of Alcohol consumption across time

219 points at each level of Social Support. For all levels of Social Support, the quantity of Alcohol

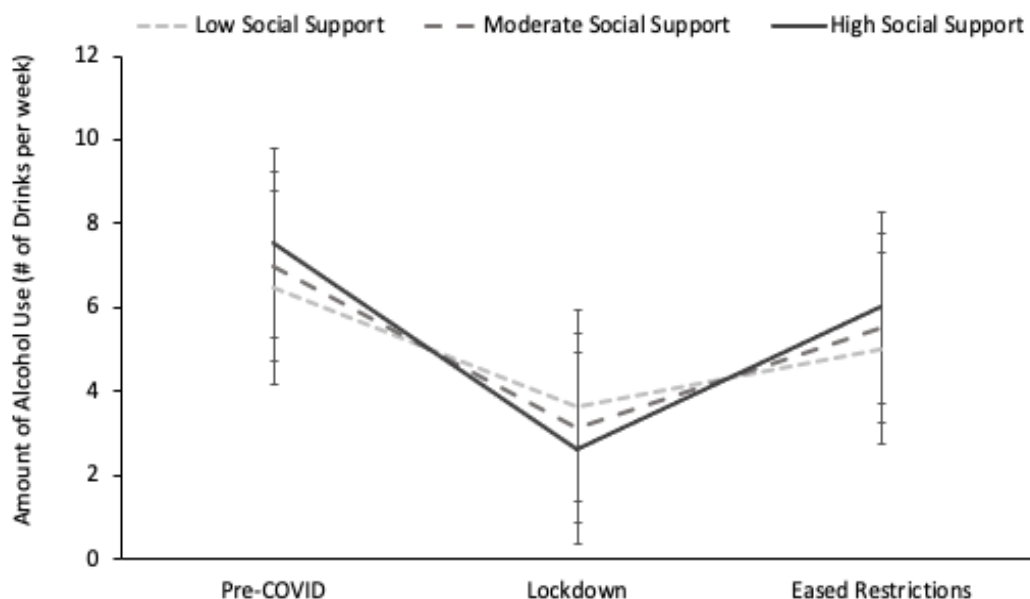
220 use decreased from Pre-COVID to Lockdown, all $ts > 4.31$, all $ps < .001$. For those with

221 moderate and high Social Support, the quantity of Alcohol use increased from Lockdown to

222 Eased Restrictions, all $ts > 5.28$, all $ps < .001$, whereas those with low Social Support saw a

IMPACTS OF PERCEIVED SOCIAL SUPPORT ON ALCOHOL AND CANNABIS USE

223 marginal increase, $t(928) = 2.29, p = .06$. Compared to Pre-COVID levels, individuals across all
224 levels of Social Support saw at least a marginal drop in the quantity of Alcohol use during Eased
225 Restrictions, all $t_s > 2.16$, all $p_s < .079$.



226
227 **Figure 2.** Changing relationship between social support and quantity of alcohol consumption
228 throughout COVID-19 time points. Error bars show standard error of the means.

229 230 *Cannabis*

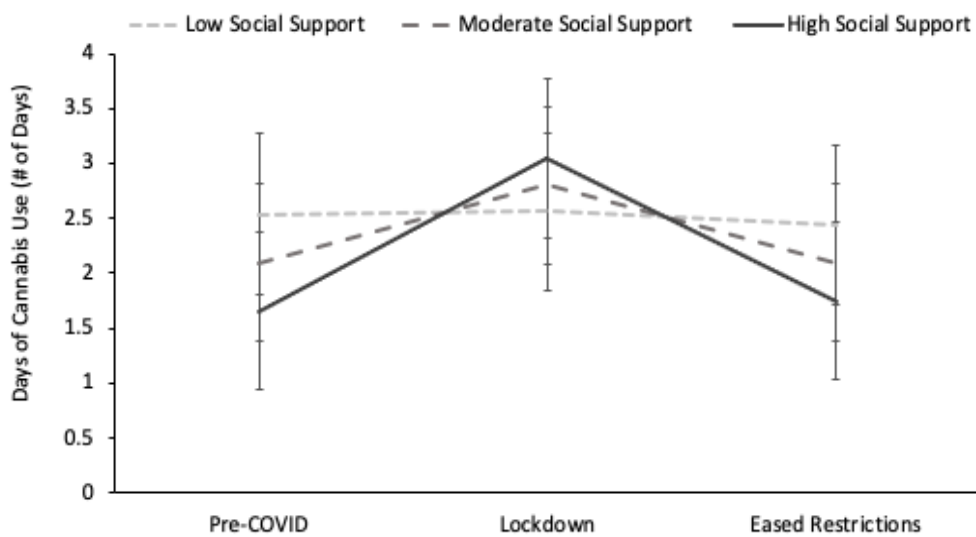
231 **Frequency of Cannabis Consumption.** In order to determine the impact of Social
232 Support during three COVID time points on cannabis consumption behavior, we ran a linear
233 mixed-effects model predicting the frequency of Cannabis consumption from the interaction
234 between COVID time points and Social Support. Like with the frequency of Alcohol
235 consumption, the model revealed significant interactions between both dummy coded time point
236 variables and Social Support, $b_s > -0.04$, $t_s > -5.10$, $p_s < .001$ (see Figure 3). However, the nature
237

IMPACTS OF PERCEIVED SOCIAL SUPPORT ON ALCOHOL AND CANNABIS USE

238 of the relationship between Social Support and Cannabis use during each COVID time point was
239 very different.

240 To follow up these interactions we first examined the relationship between Social
241 Support and frequency of Cannabis use at each time point. Pre-COVID and during Eased
242 Restrictions, Social Support negatively predicted the frequency of Cannabis consumption, all b s
243 > -0.023 , $CI = [-0.037, -0.010]$. In contrast, during Lockdown Social Support had the opposite
244 effect, positively predicting the frequency of Cannabis use, $b(1353) = 0.017$, 95% $CI = [0.003,$
245 $0.031]$.

246 Second, we examined differences in the frequency of Cannabis consumption across time
247 points at each level of Social Support. For individuals with low Social Support, Cannabis use
248 remained constant across all three COVID time points, all t s < 0.72 , all p s $> .75$. For those with
249 moderate and high Social Support, frequency of use increased from Pre-COVID to Lockdown,
250 all t s > 5.85 , all p s $< .001$, and then decreased from Lockdown to Eased Restrictions, all t s $>$
251 5.94 , all p s $< .001$. The decrease during Eased Restrictions was a return to Pre-COVID levels, all
252 t s < 0.53 , all p s $> .86$.



253

IMPACTS OF PERCEIVED SOCIAL SUPPORT ON ALCOHOL AND CANNABIS USE

254 **Figure 3.** Changing relationship between social support and frequency of cannabis consumption
255 throughout COVID-19 time points. Error bars show standard error of the means.

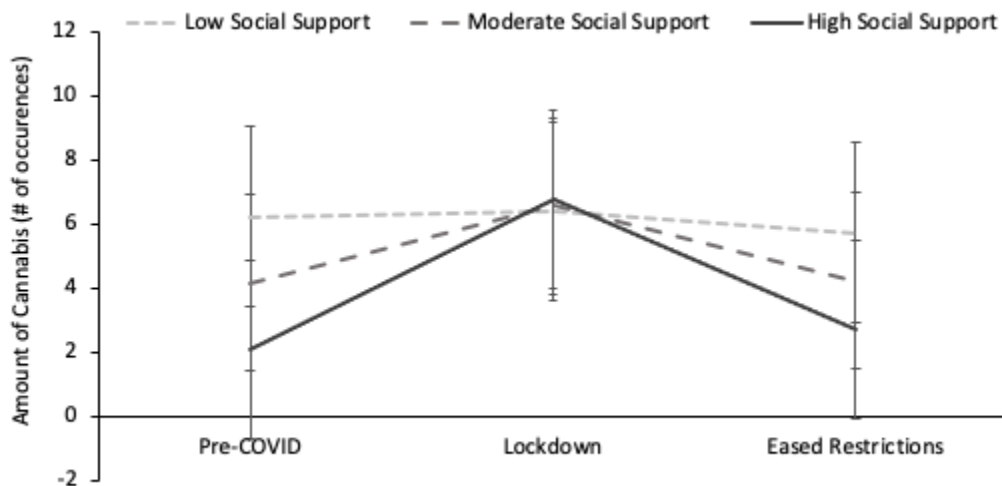
256

257 **Quantity of Cannabis Consumption.** Similar to the frequency of Cannabis
258 consumption, when predicting the quantity of Cannabis consumption, both time point variables
259 interacted with Social Support, $bs > -0.116$, $ts > 3.80$, $ps < .001$ (see Figure 4).

260 To follow up these interactions we first examined the relationship between Social
261 Support and quantity of Cannabis use at each time point. Similar to the frequency of Cannabis
262 consumption, Pre-COVID and during Eased Restrictions Social Support negatively predicted the
263 quantity of Cannabis use, all $bs > -0.103$, 95% CI = [-0.156, -0.050]. However, in contrast to the
264 frequency of Cannabis consumption, during Lockdown Social Support did not predict the
265 quantity of Cannabis use, $b = 0.013$, 95% CI = [-0.041, 0.067].

266 Second, we examined differences in the frequency of Cannabis consumption across time
267 points at each level of Social Support. The quantity of Cannabis use remained consistent between
268 Pre-COVID, Lockdown, and Eased Restrictions for individuals with low Social Support, all $ts <$
269 1.03 , all $ps > .56$. Conversely, individuals with moderate or high Social Support increased their
270 quantity of Cannabis use from Pre-COVID to Lockdown, all $ts > 5.15$, all $ps < .001$, and then
271 decreased during Eased Restrictions, all $ts > 5.10$, all $ps < .001$. As with the frequency of
272 Cannabis use this decrease was to the same levels as Pre-COVID, all $ts < 0.90$, all $ps > .64$.

IMPACTS OF PERCEIVED SOCIAL SUPPORT ON ALCOHOL AND CANNABIS USE



273

274 **Figure 4.** Changing relationship between social support and quantity of cannabis consumption
275 throughout COVID-19 time points. Error bars show standard error of the means.

276

277 Discussion

278 COVID-19 lockdowns provided a unique opportunity to assess the impact of Social
279 Support on alcohol and cannabis use in emerging adults. Compared to Pre-COVID, alcohol use
280 decreased during Lockdown, whereas cannabis use increased. These changes were modulated by
281 perceived social support with Social Support negatively predicting alcohol use and positively
282 predicting cannabis use during Lockdown. These patterns were not maintained during Eased
283 Restrictions. Specifically, overall alcohol use increased, and cannabis use returned to Pre-
284 COVID levels. The influence of social support and changes to social environments suggest that
285 distinct motives underlie alcohol and cannabis use in emerging adults.

286 The overall decrease in alcohol use during Lockdown in our study likely occurred
287 because emerging adulthood is associated with drinking in social contexts (Schwartz & Petrova,
288 2019; Gruzca, Norberg, & Bierut, 2009). When the pandemic struck, many students moved

IMPACTS OF PERCEIVED SOCIAL SUPPORT ON ALCOHOL AND CANNABIS USE

289 home, which likely contributed to the decrease in alcohol consumption. Reduced opportunities to
290 engage in social drinking, therefore, may explain the overall decrease in alcohol use in our
291 sample. At the same time, the absence of a university environment, itself, was not associated
292 with decreased substance use as cannabis use increased during Lockdown. Individuals may have
293 substituted alcohol with cannabis during this period, reflecting different motives for using the
294 two substances. More specifically, drinking is socially motivated (e.g., Grant et al., 2007; O'Hara
295 et al., 2015; Van Damme et al., 2013; Vaughan et al., 2009) and there were few opportunities for
296 social interactions during Lockdown. In contrast, cannabis use may be motivated by a desire to
297 reduce stress and anxiety (Bottorff et al., 2009; Hyman & Sinha, 2009; Glodosky & Cuttler,
298 2020), both of which were elevated during Lockdown. Furthermore, there is evidence that
299 enhancement motives are notably associated with cannabis use in emerging adults (Gette et al.,
300 2021). Taken together, young adults may have increased their cannabis use with the goal of
301 reducing pandemic-related stress and feelings of boredom.

302 Reductions in alcohol use during Lockdown were highest among individuals with higher
303 social support, suggesting that their alcohol use may be more susceptible to the changes in social
304 contexts that occurred during Lockdown. Moreover, alcohol consumption in young adults is
305 heavily influenced by the drinking behaviors of close friends and social networks (Astudillo et
306 al., 2013; Jamison & Myers, 2008). Consequently, individuals with higher social support may be
307 more prone to these social influences because they presumably have higher quality and quantity
308 of friendships. Although all individuals decreased their quantity of alcohol use during
309 Lockdown, the decrease was larger for those with higher social support, suggesting increased
310 sensitivity to the influence of social environments on drinking. Social support also had less
311 impact on changes in cannabis use among individuals with lower social support: this group used

IMPACTS OF PERCEIVED SOCIAL SUPPORT ON ALCOHOL AND CANNABIS USE

312 greater amounts of cannabis Pre-COVID but did not increase their use during Lockdown.
313 Baseline stress levels may have been higher in these individuals, making them less sensitive to
314 the additional stress brought on by COVID-19 lockdowns and social isolation. Interestingly,
315 although social support has a protective role against stress and substance use (Li et al., 2021;
316 Ozbay et al., 2007; Rapier et al., 2019; Stone et al., 2012), higher social support did not mitigate
317 the impact of COVID-induced stress on cannabis use. This suggests that the protective role of
318 social support may only be applicable when individuals are not socially isolated. In other words,
319 higher social support individuals may have used cannabis to cope with stress and boredom
320 during social isolation. Taken together, our findings support pre-existing literature that different
321 motives and levels of social support underlie alcohol and cannabis use.

322 With the emergence of new COVID-19 variants, the world will likely continue to cycle
323 between various extents of social restrictions and lockdowns. Critically, there has been growing
324 concern over the lasting impacts of the pandemic on substance use and mental health (Abbott,
325 2021; Czeisler et al., 2020; Galea et al., 2020; Singh et al., 2020). Our work adds to these
326 investigations, while showing that changes to alcohol and cannabis use during Lockdown were
327 not sustained when restrictions eased. The rebound in alcohol use during Eased Restrictions
328 provides further evidence that drinking in young adults is socially motivated. Similarly, cannabis
329 use, which increased during Lockdown, returned to Pre-COVID levels during Eased Restrictions,
330 suggesting that individuals with high social support were using cannabis to cope with stress and
331 boredom during social isolation. Regardless of whether changes to substance use during
332 Lockdown were favorable (e.g., decreased alcohol use) or unfavorable (e.g., increased cannabis
333 use), young adults may be resilient to the impacts of COVID-19 lockdowns on substance use.

IMPACTS OF PERCEIVED SOCIAL SUPPORT ON ALCOHOL AND CANNABIS USE

334 As with most self-report and retrospective studies, participant calculations of substance
335 use may have been less precise than data collected in real time. The issue was mitigated, at least
336 partially, using the validated TLFB. This measure is widely used to assess retrospective
337 substance use, with several studies showing its validity (Sobell et al., 2001; Martin-Willet et al.,
338 2020; Levy et al., 2004). Measuring cannabis use through ingestions may also have limited
339 precision as the quantity consumed through one ingestion can vary based on the individual and
340 method of consumption. Despite these limitations, we adopted this measure in our study so that
341 our findings would be consistent with previous work using a validated method of quantifying
342 cannabis use (i.e., TLFB). We also acknowledge the difficulty in relating changes in substance
343 use to social restrictions when the timing of these regulations varied across regions in North
344 America. Although there were widespread lockdowns in March 2020, this could have impacted
345 individuals' substance use throughout the three time points. Moreover, although we recruited
346 participants from both Canada and the United States, the U.S. sample was small (N = 16).
347 Consequently, we cannot make any definitive conclusions regarding substance use patterns in
348 this group. Nevertheless, the substance use patterns in this group follow the same trends as the
349 rest of the sample. Thus, we decided to include this group as part of the overall sample. The
350 same issues with measuring substance use retrospectively apply to measuring perceived social
351 support retrospectively. However, the MSPSS has good test-retest reliability over several months
352 (Zimet et al., 1988). Additionally, as our sample was primarily composed of university students,
353 findings may not generalize to other emerging adults, or to other age groups. Finally, this sample
354 did not capture any participants who reported identifying as transgender and few (n=5) who
355 identified as gender variant. It is important to acknowledge, therefore, that these findings may
356 not apply to non-cisgender populations.

IMPACTS OF PERCEIVED SOCIAL SUPPORT ON ALCOHOL AND CANNABIS USE

357 **Conclusions**

358 Changes to substance use patterns during the COVID-19 lockdowns revealed that
359 different motives may underlie alcohol use compared to cannabis use in emerging adults. Our
360 findings support the idea that socialization in young adulthood plays an important role in alcohol
361 use, especially for individuals with higher social support. Importantly, changes to substance use
362 were not sustained during Eased Restrictions. Several future directions for research are important
363 to clarify the conclusions of this study. Studies using cross-sectional and prospective cohort
364 designs would be most useful to answer the following questions with a higher degree of
365 certainty. First, a direct comparison of alcohol and cannabis use in different living situations
366 should be investigated. Second, the degree that social motivations dictate alcohol use for
367 individuals with higher versus lower social support is important to clarify. Third, more research
368 is needed to investigate whether stress reduction is in fact the primary motivation underlying
369 cannabis use. Finally, studies on substance use throughout the remainder of the pandemic and
370 beyond should be conducted to assess whether young adults are truly resilient to the potential
371 long-term implications of COVID-19 restrictions on substance use.

372

373

374

375

376

377

378

379

IMPACTS OF PERCEIVED SOCIAL SUPPORT ON ALCOHOL AND CANNABIS USE

380 **Acknowledgements**

381 Authors state no acknowledgements.

382 **Funding**

383 This work was supported by a Discovery Grant from the Natural Sciences and Engineering

384 Research Council (NSERC) of Canada to M.C.O. (203707).

385 **Author Contributions**

386 Michelle J. Blumberg: Conceptualization, Methodology, Formal analysis, Investigation, Data

387 Curation, Writing – Original Draft, Writing – Review & Editing, Project administration.

388 Lindsay A. Lo: Conceptualization, Methodology, Formal analysis, Investigation, Data Curation,

389 Writing – Original Draft, Writing – Review & Editing, Project administration.

390 Geoffrey W. Harrison: Formal analysis, Data Curation, Writing – Review & Editing,

391 Visualization.

392 Alison Dodwell: Methodology, Investigation, Writing – Review & Editing.

393 Samantha H. Irwin: Methodology, Investigation, Writing – Review & Editing.

394 Mary C. Olmstead: Conceptualization, Writing – Review & Editing, Supervision, Funding

395 Acquisition

396

IMPACTS OF PERCEIVED SOCIAL SUPPORT ON ALCOHOL AND CANNABIS USE

397 **References**

- 398 Abbott, A. (2021). COVID's mental-health toll: how scientists are tracking a surge in
399 depression. *Nature*, 590(7845), 194-195. <https://doi.org/10.1038/d41586-021-00175-z>
- 400 American Psychiatric Association (2013). *Diagnostic and statistical manual of mental disorders*,
401 *5th ed.* Washington (DC): American Psychiatric Association.
- 402 Arias-De la Torre, J., Fernández-Villa, T., Molina, A. J., Amezcua-Prieto, C., Mateos, R.,
403 Cancela, J. M., Delgado-Rodríguez, M., ... & Martín, V. (2019). Drug use, family support
404 and related factors in university students. A cross-sectional study based on the uniHcos
405 Project data. *Gaceta sanitaria*, 33, 141-147.
406 <https://doi.org/10.1016/j.gaceta.2017.10.019>
- 407 Asher, S. R., & Weeks, M. S. (2013). Loneliness and belongingness in the college years. *The*
408 *handbook of solitude: Psychological perspectives on social isolation, social withdrawal,*
409 *and being alone*, 283-301. <https://doi.org/10.1002/9781118427378.ch16>
- 410 Astudillo, M., Connor, J., Roiblat, R. E., Ibanga, A. K., & Gmel, G. (2013). Influence from
411 friends to drink more or drink less: A cross-national comparison. *Addictive*
412 *Behaviors*, 38(11), 2675-2682.
413 <https://doi.org/10.1016/j.addbeh.2013.06.005>
- 414 Barbosa, C., Cowell, A. J., & Dowd, W. N. (2021). Alcohol consumption in response to the
415 COVID-19 pandemic in the United States. *Journal of Addiction Medicine*, 15(4), 341.
416 <http://doi.org/10.1097/ADM.0000000000000767>
- 417 Bartel, S. J., Sherry, S. B., & Stewart, S. H. (2020). Self-isolation: A significant contributor to
418 cannabis use during the COVID-19 pandemic. *Substance Abuse*, 41(4), 409-412.
419 <https://doi.org/10.1080/08897077.2020.1823550>.

IMPACTS OF PERCEIVED SOCIAL SUPPORT ON ALCOHOL AND CANNABIS USE

- 420 Barrera M. (1986) Distinctions between social support concepts, measures, and models.
421 *American Journal of Community Psychology* 14(4), 413–445.
422 <https://doi.org/10.1007/BF00922627>
- 423 Berkman L.F. (1984) Assessing the physical health effects of social networks and social support.
424 In Annual Review of public health (Breslow L., Fielding J. & Lave L. eds.). Annual
425 Reviews Incorporated, Palo Alto, CA, pp. 413–422.
426 <https://doi.org/10.1146/annurev.pu.05.050184.002213>
- 427 Beitchman, J. H., Adlaf, E. M., Atkinson, L., Douglas, L., Beitchman, J. H., Adlaf, E. M., ... &
428 Kenaszchuk, C. (2005). Psychiatric and substance use disorders in late adolescence: the
429 role of risk and perceived social support. *American Journal on Addictions*, 14(2), 124-
430 138. <https://doi.org/10.1080/10550490590924755>
- 431 Bollen, Z., Pabst, A., Creupelandt, C., Fontesse, S., Lannoy, S., Pinon, N., & Muraige, P. (2021).
432 Prior drinking motives predict alcohol consumption during the COVID-19 lockdown: A
433 cross-sectional online survey among Belgian college students. *Addictive Behaviors*, 115,
434 106772. <https://doi.org/10.1016/j.addbeh.2020.106772>.
- 435 Bonar, E. E., Chapman, L., McAfee, J., Goldstick, J. E., Bauermeister, J. A., Carter, P. M., ... &
436 Walton, M. A. (2021). Perceived impacts of the COVID-19 pandemic on cannabis-using
437 emerging adults. *Translational Behavioral Medicine*, 11(7).
438 <https://doi.org/10.1093/tbm/ibab025>
- 439 Bottorff, J. L., Johnson, J. L., Moffat, B. M., & Mulvogue, T. (2009). Relief-oriented use of
440 marijuana by teens. *Substance Abuse Treatment, Prevention, and Policy*, 4(1), 1-10.
441 <https://doi.org/10.1186/1747-597X-4-7>

IMPACTS OF PERCEIVED SOCIAL SUPPORT ON ALCOHOL AND CANNABIS USE

- 442 Brennan, P. L. , & Moos, R. H. (1990). Life stressors, social resources, and late-life problem
443 drinking. *Psychology and Aging*, 5, 491–501. <https://doi.org/10.1037//0882-7974.5.4.491>
- 444 Brewer, S., Godley, M. D., & Hulvershorn, L. A. (2017). Treating mental health and substance
445 use disorders in adolescents: What is on the menu?. *Current psychiatry reports*, 19(1), 5.
446 <https://doi.org/10.1007/s11920-017-0755-0>
- 447 Clair, R., Gordon, M., Kroon, M., & Reilly, C. (2021). The effects of social isolation on well-
448 being and life satisfaction during pandemic. *Humanities and Social Sciences*
449 *Communications*, 8(1), 1-6. <https://doi.org/10.1057/s41599-021-00710-3>
- 450 Czeisler, M. É., Lane, R. I., Petrosky, E., Wiley, J. F., Christensen, A., Njai, R., ... & Rajaratnam,
451 S. M. (2020). Mental health, substance use, and suicidal ideation during the COVID-19
452 pandemic—United States, June 24–30, 2020. *Morbidity and Mortality Weekly*
453 *Report*, 69(32), 1049. <https://doi.org/10.15585/mmwr.mm6932a1>
- 454 Dissing, A. S., Jørgensen, T. B., Gerds, T. A., Rod, N. H., & Lund, R. (2019). High perceived
455 stress and social interaction behaviour among young adults. A study based on objective
456 measures of face-to-face and smartphone interactions. *PloS one*, 14(7), e0218429.
457 <https://doi.org/10.1371/journal.pone.0218429>.
- 458 Dumas, T. M., Ellis, W., & Litt, D. M. (2020). What does adolescent substance use look like
459 during the COVID-19 pandemic? Examining changes in frequency, social contexts, and
460 pandemic-related predictors. *Journal of Adolescent Health*, 67(3), 354-361.
461 <https://doi.org/10.1016/j.jadohealth.2020.06.018>
- 462 Emmons, K. , Barbewau, E. , Gutheil, C. , Stryker, J. , & Stoddard, A. (2007). Social influences,
463 social context, and health behaviors among working-class, multiethnic adults. *Health*
464 *Education and Behavior*, 34, 315–334. <https://doi.org/10.1177/1090198106288011>

IMPACTS OF PERCEIVED SOCIAL SUPPORT ON ALCOHOL AND CANNABIS USE

- 465 Erikson, E. H. (1965). *Childhood and Society*. United Kingdom: Penguin.
- 466 Galea, S., Merchant, R. M., & Lurie, N. (2020). The mental health consequences of COVID-19
467 and physical distancing: the need for prevention and early intervention. *JAMA internal*
468 *medicine*, 180(6), 817-818. <https://doi.org/10.1001/jamainternmed.2020.1562>
- 469 Gette, J. A., Gissandaner, T. D., & Littlefield, A. K. (2021). Alcohol and cannabis cross motives,
470 class analysis, and substance use among concurrent users. *Substance Use & Misuse*,
471 56(14), 2085-2095. <https://doi.org/10.1080/10826084.2021.1967991>
- 472 Glodosky, N. C., & Cuttler, C. (2020). Motives Matter: Cannabis use motives moderate the
473 associations between stress and negative affect. *Addictive behaviors*, 102, 106188.
474 <https://doi.org/10.1016/j.addbeh.2019.106188>
- 475 Gottlieb B.H. (1983). *Social support strategies: Guidelines for mental health practice*. Sage,
476 Beverly Hills, CA.
- 477 Grant, V. V., Stewart, S. H., O'Connor, R. M., Blackwell, E., & Conrod, P. J. (2007).
478 Psychometric evaluation of the five-factor Modified Drinking Motives Questionnaire—
479 Revised in undergraduates. *Addictive behaviors*, 32(11), 2611-2632.
480 <https://doi.org/10.1016/j.addbeh.2007.07.004>
- 481 Graupensperger, S., Fleming, C. B., Jaffe, A. E., Rhew, I. C., Patrick, M. E., & Lee, C. M.
482 (2021). Changes in young adults' alcohol and marijuana use, norms, and motives from
483 before to during the COVID-19 pandemic. *Journal of Adolescent Health*, 68(4), 658-665.
484 <https://doi.org/10.1016/j.jadohealth.2021.01.008>.
- 485 Gray, K. M., & Squeglia, L. M. (2018). Research Review: What have we learned about
486 adolescent substance use?. *Journal of Child Psychology and Psychiatry*, 59(6), 618-627.
487 <https://doi.org/10.1111/jcpp.12783>.

IMPACTS OF PERCEIVED SOCIAL SUPPORT ON ALCOHOL AND CANNABIS USE

- 488 Grossman, E. R., Benjamin-Neelon, S. E., & Sonnenschein, S. (2020). Alcohol consumption
489 during the covid-19 pandemic: a cross-sectional survey of us adults. *International journal*
490 *of environmental research and public health*, 17(24), 9189.
491 <https://doi.org/10.3390/ijerph17249189>.
- 492 Grucza, R. A., Norberg, K. E., & Bierut, L. J. (2009). Binge drinking among youths and young
493 adults in the United States: 1979-2006. *Journal of the American Academy of Child and*
494 *Adolescent Psychiatry*, 48(7), 692–702. <https://doi.org/10.1097/CHI.0b013e3181a2b32f>
- 495 Hamidullah, S., Thorpe, H. H., Frie, J. A., Mccurdy, R. D., & Khokhar, J. Y. (2020). Adolescent
496 substance use and the brain: Behavioral, cognitive and neuroimaging correlates. *Frontiers*
497 *in Human Neuroscience*, 14, 298. <https://doi.org/10.3389/fnhum.2020.00298>.
- 498 Horigian, V. E., Schmidt, R. D., & Feaster, D. J. (2021). Loneliness, mental health, and
499 substance use among US young adults during COVID-19. *Journal of psychoactive*
500 *drugs*, 53(1), 1-9. <https://doi.org/10.1080/02791072.2020.1836435>.
- 501 Hyman, S. M., & Sinha, R. (2009). Stress-related factors in cannabis use and misuse:
502 implications for prevention and treatment. *Journal of substance abuse treatment*, 36(4),
503 400-413. <https://doi.org/10.1016/j.jsat.2008.08.005>.
- 504 Jacob, L., Smith, L., Armstrong, N. C., Yakkundi, A., Barnett, Y., Butler, L., ... & Tully, M. A.
505 (2021). Alcohol use and mental health during COVID-19 lockdown: A cross-sectional
506 study in a sample of UK adults. *Drug and alcohol dependence*, 219, 108488.
507 <https://doi.org/10.1016/j.drugalcdep.2020.108488>
- 508 Jamison, J., & Myers, L. B. (2008). Peer-group and price influence students drinking along with
509 planned behaviour. *Alcohol & Alcoholism*, 43(4), 492-497.
510 <https://doi.org/10.1093/alcalc/agn033>.

IMPACTS OF PERCEIVED SOCIAL SUPPORT ON ALCOHOL AND CANNABIS USE

- 511 Langford, C. P., Bowsher, J., Maloney, J. P., & Lillis, P. P. (1997). Social support: a conceptual
512 analysis. *Journal of advanced nursing*, 25(1), 95–100. [https://doi.org/10.1046-](https://doi.org/10.1046/j.1365-2648.1997.1997025095.x)
513 [2648.1997.1997025095.x](https://doi.org/10.1046/j.1365-2648.1997.1997025095.x)
- 514 Lechner, W. V., Laurene, K. R., Patel, S., Anderson, M., Grega, C., & Kenne, D. R. (2020).
515 Changes in alcohol use as a function of psychological distress and social support
516 following COVID-19 related University closings. *Addictive Behaviors*, 110, 106527.
517 <https://doi.org/10.1016/j.addbeh.2020.106527>
- 518 Levy, S., Sherritt, L., Harris, S. K., Gates, E. C., Holder, D. W., Kulig, J. W., & Knight, J. R.
519 (2004). Test-retest reliability of adolescents' self-report of substance use. *Alcoholism:*
520 *Clinical and Experimental Research*, 28(8), 1236-1241.
521 <https://doi.org/10.1097/01.ALC.0000134216.22162.A5>
- 522 Li, F., Luo, S., Mu, W., Li, Y., Ye, L., Zheng, X., ... & Chen, X. (2021). Effects of sources of
523 social support and resilience on the mental health of different age groups during the
524 COVID-19 pandemic. *BMC psychiatry*, 21(1), 1-14. [https://doi.org/10.1186/s12888-020-](https://doi.org/10.1186/s12888-020-03012-1)
525 [03012-1](https://doi.org/10.1186/s12888-020-03012-1).
- 526 Martin-Willett, R., Helmuth, T., Abraha, M., Bryan, A. D., Hitchcock, L., Lee, K., & Bidwell, L.
527 C. (2020). Validation of a multisubstance online Timeline Followback assessment. *Brain*
528 *and behavior*, 10(1), e01486. <https://doi.org/10.1002/brb3.1486>
- 529 O'Hara, R. E., Armeli, S., & Tennen, H. (2016). Alcohol and cannabis use among college
530 students: Substitutes or complements?. *Addictive behaviors*, 58, 1-6.
531 <https://doi.org/10.1016/j.addbeh.2016.02.004>
- 532 Ornell, F., Moura, H. F., Scherer, J. N., Pechansky, F., Kessler, F. H. P., & von Diemen, L.
533 (2020). The COVID-19 pandemic and its impact on substance use: implications for

IMPACTS OF PERCEIVED SOCIAL SUPPORT ON ALCOHOL AND CANNABIS USE

- 534 prevention and treatment. *Psychiatry research*, 289, 113096.
- 535 <https://doi.org/10.1016/j.psychres.2020.113096>
- 536 Ozbay, F., Johnson, D. C., Dimoulas, E., Morgan III, C. A., Charney, D., & Southwick, S.
- 537 (2007). Social support and resilience to stress: from neurobiology to clinical
- 538 practice. *Psychiatry (Edgmont)*, 4(5), 35.
- 539 Papp, L. M., & Kouros, C. D. (2021). Effect of COVID-19 disruptions on young adults' affect
- 540 and substance use in daily life. *Psychology of Addictive Behaviors*, 35(4), 391–401.
- 541 <https://doi.org/10.1037/adb0000748>
- 542 Peacock, A., Leung, J., Larney, S., Colledge, S., Hickman, M., Rehm, J., ... & Degenhardt, L.
- 543 (2018). Global statistics on alcohol, tobacco and illicit drug use: 2017 status
- 544 report. *Addiction*, 113(10), 1905-1926. <https://doi.org/10.1111/add.14234>.
- 545 Piko, B. (2000). Perceived social support from parents and peers: which is the stronger predictor
- 546 of adolescent substance use? *Substance use & misuse*, 35(4), 617-630.
- 547 <https://doi.org/10.3109/10826080009147475>
- 548 Qualtrics XM. (2020). *Experience management software*. Qualtrics. <https://www.qualtrics.com/>
- 549 Rapier, R., McKernan, S., & Stauffer, C. S. (2019). An inverse relationship between perceived
- 550 social support and substance use frequency in socially stigmatized populations. *Addictive*
- 551 *Behaviors Reports*, 10, 100188. <https://doi.org/10.1016/j.abrep.2019.100188>
- 552 Richards, J. S., Hartman, C. A., Jeronimus, B. F., Ormel, J., Reijneveld, S. A., Veenstra, R., ... &
- 553 Oldehinkel, A. J. (2019). Beyond not bad or just okay: social predictors of young adults'
- 554 wellbeing and functioning (a TRAILS study). *Psychological medicine*, 49(9), 1459-1469.
- 555 <https://doi.org/10.1017/S0033291718001976>

IMPACTS OF PERCEIVED SOCIAL SUPPORT ON ALCOHOL AND CANNABIS USE

- 556 Romano, P. S. , Bloom, J. , & Syme, S. L. (1991). Smoking, social support, and hassles in an
557 urban African-American community. *American Journal of Public Health, 81*, 1415–
558 1422. <https://doi.org/10.2105/ajph.81.11.1415>
- 559 Romm, K. F., Patterson, B., Arem, H., Price, O. A., Wang, Y., & Berg, C. J. (2021). Cross-
560 sectional retrospective assessments versus longitudinal prospective assessments of
561 substance use change among young adults during COVID-19: Magnitude and correlates
562 of discordant findings. *Substance Use and Misuse, 10*:1-6.
563 <https://doi.org/10.1080/10826084.2021.2012696>
- 564 Sandstrom, G. M., & Dunn, E. W. (2014). Social interactions and well-being: The surprising
565 power of weak ties. *Personality and Social Psychology Bulletin, 40*(7), 910-922.
566 <https://doi.org/10.1177/0146167214529799>
- 567 Scardera, S., Perret, L. C., Ouellet-Morin, I., Gariépy, G., Juster, R. P., Boivin, M., ... &
568 Geoffroy, M. C. (2020). Association of social support during adolescence with
569 depression, anxiety, and suicidal ideation in young adults. *JAMA network open, 3*(12),
570 e2027491-e2027491. <https://doi.org/10.1001/jamanetworkopen.2020.27491>
- 571 Schwartz, S.J., Petrova, M. Prevention Science in Emerging Adulthood: a Field Coming of Age.
572 *Prev Sci 20*, 305–309 (2019). <https://doi.org/10.1007/s11121-019-0975-0>
- 573 Segrin, C., McNelis, M., & Swiatkowski, P. (2016). Social support indirectly predicts problem
574 drinking through reduced psychological distress. *Substance use & misuse, 51*(5), 608-
575 615. <https://doi.org/10.3109/10826084.2015.1126746>
- 576 Sharma, P., Ebbert, J. O., Rosedahl, J. K., & Philpot, L. M. (2020). Changes in substance use
577 among young adults during a respiratory disease pandemic. *SAGE open medicine, 8*.
578 <https://doi.org/10.1177/2050312120965321>.

IMPACTS OF PERCEIVED SOCIAL SUPPORT ON ALCOHOL AND CANNABIS USE

- 579 Shumaker S.A. & Bronwell A. (1984). Toward a theory of social support: Closing conceptual
580 gaps. *Journal of Social Issues* 42(6), 589–593. 40(4), 11–33.
581 <https://doi.org/10.1111/j.1540-4560.1984.tb01105.x>
- 582 Singh, S., Roy, M. D., Sinha, C. P. T. M. K., Parveen, C. P. T. M. S., Sharma, C. P. T. G., &
583 Joshi, C. P. T. G. (2020). Impact of COVID-19 and lockdown on mental health of
584 children and adolescents: A narrative review with recommendations. *Psychiatry*
585 *research*, 113429. <https://doi.org/10.1016/j.psychres.2020.113429>.
- 586 Sobell, L. C., Agrawal, S., Annis, H., Ayala-Velazquez, H., Echeverria, L., Leo, G. I., ... &
587 Ziolkowski, M. (2001). Cross-cultural evaluation of two drinking assessment
588 instruments: alcohol timeline followback and inventory of drinking situations. *Substance*
589 *use & misuse*, 36(3), 313-331. <https://doi.org/10.1081/JA-100102628>
- 590 Stone, A. L., Becker, L. G., Huber, A. M., & Catalano, R. F. (2012). Review of risk and
591 protective factors of substance use and problem use in emerging adulthood. *Addictive*
592 *behaviors*, 37(7), 747-775. <https://doi.org/10.1016/j.addbeh.2012.02.014>.
- 593 Sylvestre, M.-P., Dinkou, G. D., Naja, M., Riglea, T., Pelekanakis, A., Bélanger, M., Maximova,
594 K., Mowat, D., Paradis, G., & O'Loughlin, J. (2022). A longitudinal study of change
595 in substance use from before to during the covid-19 pandemic in Young Adults. *The*
596 *Lancet Regional Health - Americas*, 8, 100168.
597 <https://doi.org/10.1016/j.lana.2021.100168>
- 598 Taylor, S., Paluszek, M. M., Rachor, G., McKay, D. & Asmundson, G. J. G. (2021). Substance
599 use and abuse, COVID-19-related distress, and disregard for social distancing: A network
600 analysis. *Addictive Behaviours*, 114:106754.
601 <https://doi.org/10.1016/j.addbeh.2020.106754>

IMPACTS OF PERCEIVED SOCIAL SUPPORT ON ALCOHOL AND CANNABIS USE

- 602 Van Damme, J., Maes, L., Clays, E., Rosiers, J. F., Van Hal, G., & Hublet, A. (2013). Social
603 motives for drinking in students should not be neglected in efforts to decrease
604 problematic drinking. *Health education research*, 28(4), 640-650.
605 <https://doi.org/10.1093/her/cyt036>
- 606 Vanderbruggen, N., Matthys, F., Van Laere, S., Zeeuws, D., Santermans, L., Van den Aemele,
607 S., & Crunelle, C. L. (2020). Self-reported alcohol, tobacco, and cannabis use during
608 COVID-19 lockdown measures: results from a web-based survey. *European addiction*
609 *research*, 26(6), 309-315. <https://doi.org/10.1159/000510822>
- 610 Vaughan, E. L., Corbin, W. R., & Fromme, K. (2009). Academic and social motives and
611 drinking behavior. *Psychology of addictive behaviors*, 23(4), 564.
612 <https://doi.org/10.1037/a0017331>
- 613 Vincenzi, T., Mario, D. N., Cericato, G. O., Portilio, M. N., & Rigo, L. (2017). Emergence of
614 cannabis as the second most commonly used psychoactive substance among
615 students. *Journal of Human Growth and Development*, 27(2), 244-252.
616 <https://doi.org/10.7322/jhgd.125827>
- 617 Wardell, J. D., Kempe, T., Rapinda, K. K., Single, A., Bilevicius, E., Frohlich, J. R., ... &
618 Keough, M. T. (2020). Drinking to cope during COVID-19 pandemic: the role of
619 external and internal factors in coping motive pathways to alcohol use, solitary drinking,
620 and alcohol problems. *Alcoholism: Clinical and Experimental Research*, 44(10),
621 2073-2083. <https://doi.org/10.1111/acer.14425>.
- 622 White, H. R., Stevens, A. K., Hayes, K., & Jackson, K. M. (2020). Changes in alcohol
623 consumption among college students due to COVID-19: effects of campus closure and
624 residential change. *Journal of studies on alcohol and drugs*, 81(6), 725-730.

IMPACTS OF PERCEIVED SOCIAL SUPPORT ON ALCOHOL AND CANNABIS USE

- 625 <https://doi.org/10.15288/jsad.2020.81.725>
- 626 Wills, T. A., & Ainette, M. C. (2012). Social networks and social support. In A. Baum, T. A.
627 Revenson, & J. Singer (Eds.), *Handbook of health psychology* (pp. 465–492).
628 Psychology Press.
- 629 Wills, T. , Resko, J. , Ainette, M. , & Mendoza, D. (2004). Parent and peer support in adolescent
630 substance use: Mediated effects. *Psychology of Addictive Behaviors, 18*, 122–134.
- 631 World Health Organization (2020). Coronavirus Disease (COVID-19) Pandemic. Retrieved from
632 <https://www.who.int/health-topics/coronavirus>
- 633 Wortman C.B. & Dunkel-Schetter C. (1987) Conceptual and methodological issues in the study
634 of social support. In *Hand book of psychology and health* (Baum A. & Singer J.E. eds).
635 Lawrence Erlbaum Associates, Hillsdale, NJ, pp. 63–108.
- 636 Zimet, G. D., Dahlem, N. W., Zimet, S. G., & Farley, G. K. (1988). The multidimensional scale
637 of perceived social support. *Journal of personality assessment, 52*(1), 30-41.
638 https://doi.org/10.1207/s15327752jpa5201_2.
- 639
- 640
- 641

IMPACTS OF PERCEIVED SOCIAL SUPPORT ON ALCOHOL AND CANNABIS USE

642 Appendix

643 Table 1: Questionnaire

644 Substance use during the COVID-19 pandemic: A Self-Report Questionnaire

645

646 The following questions pertain to three time points of the COVID-19 pandemic. The **Pre**
 647 **COVID-19** timeframe refers to the timeframe between January 1st 2020 and March 1st 2020,
 648 before government mandated stay-at-home and physical distancing orders. The **Start of**
 649 **COVID-19** timeframe refers to the timeframe between mid-March (approximately March 15th,
 650 2020) and May 31st 2020, at the peak of government mandated stay-at-home and physical
 651 distancing orders. The **Late-stage COVID-19** timeframe refers to the timeframe from June 1st
 652 2020 to July 31st 2020, when COVID-19 restrictions began to ease and regions were moved into
 653 stage 2 and 3 of re-opening. This includes increasing social circles up to 50 people and the
 654 opening of businesses, restaurants, bars, and recreational facilities. Depending on your region
 655 these dates may be altered slightly, however, we ask that you answer the following questions
 656 with reference to the state of government mandated stay-at-home and physical distancing orders,
 657 as listed above in Pre COVID-19, start of COVID-19, and Late-stage COVID-19 timeframes.
 658
 659

| Perceived Social Support | | |
|--|-------------------|--|
| Pre COVID-19 (January 1st 2020 - March 1st 2020): The following questions pertain to how much social support you felt before government mandated stay-at-home and physical distancing orders. | | |
| I have a special person who is around when I am in need | Likert scale - MC | 1 – Very strongly disagree 2 3 4- Neutral 5 6 7- Very strongly agree |
| There is a special person with whom I can share joys and sorrows. | Likert scale - MC | 1 – Very strongly disagree 2 3 4- Neutral 5 6 7- Very strongly agree |

IMPACTS OF PERCEIVED SOCIAL SUPPORT ON ALCOHOL AND CANNABIS USE

| | | |
|--|-------------------|--|
| My family really tries to help me. | Likert scale - MC | 1 – Very strongly disagree 2 3 4- Neutral 5 6 7- Very strongly agree |
| I get the emotional help & support I need from my family. | Likert scale - MC | 1 – Very strongly disagree 2 3 4- Neutral 5 6 7- Very strongly agree |
| I have a special person who is a real source of comfort to me. | Likert scale - MC | 1 – Very strongly disagree 2 3 4- Neutral 5 6 7- Very strongly agree |
| My friends really try to help me | Likert scale - MC | 1 – Very strongly disagree 2 3 4- Neutral 5 6 7- Very strongly agree |
| I can count on my friends when things go wrong. | Likert scale - MC | 1 – Very strongly disagree 2 3 4- Neutral 5 6 7- Very strongly agree |
| I can talk about my problems with my family | Likert scale - MC | 1 – Very strongly disagree 2 3 4- Neutral 5 6 7- Very strongly agree |

IMPACTS OF PERCEIVED SOCIAL SUPPORT ON ALCOHOL AND CANNABIS USE

| | | |
|---|-------------------|--|
| I have friends with whom I can share my joys and sorrows | Likert scale - MC | 1 – Very strongly disagree 2 3 4- Neutral 5 6 7- Very strongly agree |
| There is a special person in my life who cares about my feelings | Likert scale - MC | 1 – Very strongly disagree 2 3 4- Neutral 5 6 7- Very strongly agree |
| My family is willing to help me make decisions | Likert scale - MC | 1 – Very strongly disagree 2 3 4- Neutral 5 6 7- Very strongly agree |
| I can talk about my problems with my friends. | Likert scale - MC | 1 – Very strongly disagree 2 3 4- Neutral 5 6 7- Very strongly agree |
| Start of COVID-19 (Mid March 2020 to end of May 2020): The following questions pertain to how much social support you felt at the peak of government mandated stay-at-home and physical distancing orders. | | |
| I have a special person who is around when I am in need | Likert scale - MC | 1 – Very strongly disagree 2 3 4- Neutral 5 6 7- Very strongly agree |

IMPACTS OF PERCEIVED SOCIAL SUPPORT ON ALCOHOL AND CANNABIS USE

| | | |
|--|--------------------------|---|
| <p>There is a special person with whom I can share joys and sorrows.</p> | <p>Likert scale - MC</p> | <p>1 – Very strongly disagree 2 3 4- Neutral 5 6 7- Very strongly agree</p> |
| <p>My family really tries to help me.</p> | <p>Likert scale - MC</p> | <p>1 – Very strongly disagree 2 3 4- Neutral 5 6 7- Very strongly agree</p> |
| <p>I get the emotional help & support I need from my family.</p> | <p>Likert scale - MC</p> | <p>1 – Very strongly disagree 2 3 4- Neutral 5 6 7- Very strongly agree</p> |
| <p>I have a special person who is a real source of comfort to me.</p> | <p>Likert scale - MC</p> | <p>1 – Very strongly disagree 2 3 4- Neutral 5 6 7- Very strongly agree</p> |
| <p>My friends really try to help me</p> | <p>Likert scale - MC</p> | <p>1 – Very strongly disagree 2 3 4- Neutral 5 6 7- Very strongly agree</p> |

IMPACTS OF PERCEIVED SOCIAL SUPPORT ON ALCOHOL AND CANNABIS USE

| | | |
|--|-------------------|--|
| I can count on my friends when things go wrong. | Likert scale - MC | 1 – Very strongly disagree 2 3 4- Neutral 5 6 7- Very strongly agree |
| I can talk about my problems with my family | Likert scale - MC | 1 – Very strongly disagree 2 3 4- Neutral 5 6 7- Very strongly agree |
| I have friends with whom I can share my joys and sorrows | Likert scale - MC | 1 – Very strongly disagree 2 3 4- Neutral 5 6 7- Very strongly agree |
| There is a special person in my life who cares about my feelings | Likert scale - MC | 1 – Very strongly disagree 2 3 4- Neutral 5 6 7- Very strongly agree |
| My family is willing to help me make decisions | Likert scale - MC | 1 – Very strongly disagree 2 3 4- Neutral 5 6 7- Very strongly agree |

IMPACTS OF PERCEIVED SOCIAL SUPPORT ON ALCOHOL AND CANNABIS USE

| | | |
|--|-------------------|--|
| I can talk about my problems with my friends. | Likert scale - MC | 1 – Very strongly disagree 2 3 4- Neutral 5 6 7- Very strongly agree |
| Late-stage COVID-19 (June 1st 2020 – July 31st 2020): The following questions pertain to how much social support you felt when COVID-19 restrictions began to ease and regions were moved into stage 2 and 3 of re-opening. | | |
| I have a special person who is around when I am in need | Likert scale - MC | 1 – Very strongly disagree 2 3 4- Neutral 5 6 7- Very strongly agree |
| There is a special person with whom I can share joys and sorrows. | Likert scale - MC | 1 – Very strongly disagree 2 3 4- Neutral 5 6 7- Very strongly agree |
| My family really tries to help me. | Likert scale - MC | 1 – Very strongly disagree 2 3 4- Neutral 5 6 7- Very strongly agree |

IMPACTS OF PERCEIVED SOCIAL SUPPORT ON ALCOHOL AND CANNABIS USE

| | | |
|--|-------------------|--|
| I get the emotional help & support I need from my family. | Likert scale - MC | 1 – Very strongly disagree 2 3 4- Neutral 5 6 7- Very strongly agree |
| I have a special person who is a real source of comfort to me. | Likert scale - MC | 1 – Very strongly disagree 2 3 4- Neutral 5 6 7- Very strongly agree |
| My friends really try to help me | Likert scale - MC | 1 – Very strongly disagree 2 3 4- Neutral 5 6 7- Very strongly agree |
| I can count on my friends when things go wrong. | Likert scale - MC | 1 – Very strongly disagree 2 3 4- Neutral 5 6 7- Very strongly agree |
| I can talk about my problems with my family | Likert scale - MC | 1 – Very strongly disagree 2 3 4- Neutral 5 6 7- Very strongly agree |

IMPACTS OF PERCEIVED SOCIAL SUPPORT ON ALCOHOL AND CANNABIS USE

| | | |
|--|-------------------|--|
| I can talk about my problems with my family | Likert scale - MC | 1 – Very strongly disagree 2 3 4- Neutral 5 6 7- Very strongly agree |
| I have friends with whom I can share my joys and sorrows | Likert scale - MC | 1 – Very strongly disagree 2 3 4- Neutral 5 6 7- Very strongly agree |
| There is a special person in my life who cares about my feelings | Likert scale - MC | 1 – Very strongly disagree 2 3 4- Neutral 5 6 7- Very strongly agree |
| My family is willing to help me make decisions | Likert scale - MC | 1 – Very strongly disagree 2 3 4- Neutral 5 6 7- Very strongly agree |
| I can talk about my problems with my friends. | Likert scale - MC | 1 – Very strongly disagree 2 3 4- Neutral 5 6 7- Very strongly agree |

660

Substance use

IMPACTS OF PERCEIVED SOCIAL SUPPORT ON ALCOHOL AND CANNABIS USE

| | | |
|--|----|-----------|
| Have you used alcohol and/or cannabis in 2020? | MC | Yes No |
|--|----|-----------|

661
662
663

Copyright: Sobell & Sobell 2008, adapted from University of Washington Online Tool

Timeline Follow Back Alcohol and Cannabis Use Calendar

INSTRUCTIONS for Filling Out the Timeline Alcohol and Cannabis Use Calendar

To help us evaluate your drinking and cannabis use during the COVID-19 pandemic, we need to get an idea of what your alcohol and cannabis use was like in the **past 6 months**. To do this, we would like you to fill out the following questions regarding use during 3 different month-long time points.

These three periods correspond to the same three periods you were asked to recall earlier in the survey. The three months being used for this portion are:

- **February:** The **Pre COVID-19** timeframe month, before government mandated stay-at-home and physical distancing orders.
- **April:** The **Start of COVID-19** timeframe month, at the peak of government mandated stay-at-home and physical distancing orders.
- **July:** The **Late-stage COVID-19** timeframe month, when COVID-19 restrictions began to ease and regions were moved into stage 2 and 3 of re-opening.
 - Try to be as accurate as possible.
 - We recognize you won't have perfect recall. That's OKAY.

WHAT TO FILL IN (Alcohol and cannabis Use)

DRINKING:

- **DRINKS:** The idea is to select a number in the box labeled DRINKS beneath each calendar.
- We want you to record your drinking using Standard Drinks.
- **Examples:** if you had 6 beers, type the number 6 for that day. If you drank two or more different kinds of alcoholic beverages such as 2 beers and 3 glasses of wine, you would type the number 5.

IMPACTS OF PERCEIVED SOCIAL SUPPORT ON ALCOHOL AND CANNABIS USE

- Remember DRINKS = “number of times you consumed alcohol during that particular day”

One standard drink is defined as:

- **12 oz. (341 ml) of beer, cider, or cooler**
 - 12 oz. is a typical can size, drinks may also come in 16oz. (tall boy) or 22 oz. (large bottles, often from breweries) cans/bottles. Consider the container you typically drink from.
- **5 oz. of wine**
 - About one half of a glass is 5 oz. One bottle of wine is about 5 drinks.
- **1 oz. (one shot) of liquor** (e.g., vodka, rum, tequila, gin)
- **1 cocktail with 1 oz. of liquor**
 - A mixed drink with three shots is considered 3 drinks

CANNABIS:

- Again, the idea is to select a number in the box to record your cannabis use.
- **CANNABIS:** Please only record consumption when you used a **THC-containing cannabis product**. Consider one consumption of CANNABIS to be one occasion where you consumed THC-containing cannabis products such as smoking one joint, bowl, pipe, bong, vaporizer, or consuming an edible/ any other intoxicating route of consumption within one time period.
- **Examples:** if you and two friends split one bowl, that would be one occasion. If you repacked it and smoked again, that would be two occasions. If you smoked once at 2pm and again at 7pm, this would be two consumptions entered for CANNABIS.
- If you used a CBD-only product (0% THC) **do not count this as an occasion of consumption.**
- Remember CANNABIS = "number of times you consumed a THC-containing cannabis product during that particular day."

It's important that something is selected in the DRINKS and CANNABIS boxes, even if it is a "0". If you did not consume alcohol and/or cannabis please select “0”.

YOUR BEST ESTIMATE

IMPACTS OF PERCEIVED SOCIAL SUPPORT ON ALCOHOL AND CANNABIS USE

- We realize it isn't easy to recall things with 100% accuracy.
- If you are not sure whether you drank 7 or 11 drinks or whether you drank on a Thursday or a Friday, **give it your best guess!** What is important is that 7 or 11 drinks is very different from 1 or 2 drinks or 25 drinks. The goal is to get a sense of how frequently you drank, how much you drank, and your patterns of drinking.
- The same goes for cannabis use. If you do remember if you smoked on a Friday or a Saturday, just pick one. Just do the best you can to remember your behavior over the three designated months.

HELPFUL HINTS

- If you have an appointment book or calendar you can use it to help you recall your drinking and cannabis use.
- Checking bank statements for days you purchased alcohol or cannabis may also be a useful tool for recall.
- On the next page, if you wish, you can indicate certain holidays, personal events, special occasions, etc. that will help you recall your use within the three designated months.

COMPLETING THE CALENDAR QUESTIONS

First view the sample calendar so you have a sense of what the assessment should look like.

On the next page you have the option to fill in marker days.

NEXT PAGE

MARKER Days

It may be helpful to take a moment to recall certain holidays, birthdays, newsworthy events and other personal events that are meaningful to you. These (whether involving alcohol and cannabis use or not) can assist in recall of your behavior over the three designated months. Please consider national holidays (such as Family Day [February 15th (for Ontario)], Good Friday [April 2nd], Canada Day [July 1st]), important school dates like the day classes ended or the day you finished exams, major news events, your own or others' birthdays, vacation beginning and end dates, or other dates of important personal events (such as changing jobs, buying a house, starting a new romantic relationship, a breakup).

IMPACTS OF PERCEIVED SOCIAL SUPPORT ON ALCOHOL AND CANNABIS USE

Please enter up to 10 personal marker days. An example is provided:

| | Date | Event |
|---------|------|-------------|
| Example | 7/31 | My birthday |
| 1. | | |
| 2. | | |
| 3. | | |
| 4. | | |
| 5. | | |
| 6. | | |
| 7. | | |
| 8. | | |
| 9. | | |
| 10. | | |

NEXT PAGE

Remember, DRINKS = standard drinks. CANNABIS = number of occasions you used cannabis.

Standard drinks:

- **12 oz. (341 ml) of beer, cider, or cooler**
 - 12 oz. is a typical can size, drinks may also come in 16oz. (tall boy) or 22 oz. (large bottles, often from breweries) cans/bottles. Consider the container you typically drink from.

- **5 oz. of wine**

IMPACTS OF PERCEIVED SOCIAL SUPPORT ON ALCOHOL AND CANNABIS USE

- About one half of a glass is 5 oz. One bottle of wine is about 5 drinks.

- **1 oz. (one shot) of liquor** (e.g., vodka, rum, tequila, gin)
- **1 cocktail with 1 oz. of liquor**
 - A mixed drink with three shots is considered 3 drinks

One consumption of CANNABIS:

- one occasion where you consumed THC-containing cannabis products such as smoking one joint, bowl, pipe, bong, vaporizer, or consuming an edible/ any other intoxicating route of consumption within one time period.

Please make sure to select options for both DRINKS and CANNABIS for February (Pre-COVID-19).

NEXT PAGE

Remember, DRINKS = standard drinks. CANNABIS = number of occasions you used cannabis.

Standard drinks:

- **12 oz. (341 ml) of beer, cider, or cooler**
 - 12 oz. is a typical can size, drinks may also come in 16oz. (tall boy) or 22 oz. (large bottles, often from breweries) cans/bottles. Consider the container you typically drink from.
- **5 oz. of wine**
 - About one half of a glass is 5 oz. One bottle of wine is about 5 drinks.
- **1 oz. (one shot) of liquor** (e.g., vodka, rum, tequila, gin)
- **1 cocktail with 1 oz. of liquor**
 - A mixed drink with three shots is considered 3 drinks

One consumption of CANNABIS:

- one occasion where you consumed THC-containing cannabis products such as smoking one joint, bowl, pipe, bong, vaporizer, or consuming an edible/ any other intoxicating route of consumption within one time period.

IMPACTS OF PERCEIVED SOCIAL SUPPORT ON ALCOHOL AND CANNABIS USE

Please make sure to select options for both DRINKS and CANNABIS for April (Start of COVID-19).

NEXT PAGE

Remember, DRINKS = standard drinks. HOURS = hours spent drinking alcohol. JOINTS = number of occasions you used cannabis:

- **12 oz. of beer** (8 oz. Canadian beer, malt liquor, or ice beers or 10 oz. of microbrew)
- Beers may come in 12 oz., 16oz. or 22 oz. cans. Consider the container you typically drink from.
- 40 oz. of malt liquor is 5 drinks. 40 oz. of regular beer is about 3 drinks.

- 10 oz. of wine cooler (e.g., Mike's Hard Lemonade, Smirnoff Ice)
- **4 oz. of wine**
- About one half of a glass is 4 oz. One bottle of wine is about 5 drinks.

- 1 oz. (one shot) of 100 proof liquor
- 1 1/4 oz. (one shot) of 80 proof liquor
- **1 cocktail with 1 oz. of 100 proof or 1 1/4 oz. of 80 proof liquor**
- A mixed drink with three shots is considered 3 drinks

Please make sure to select options for both DRINKS and CANNABIS for July (Late-stage COVID-19).

SURVEY COMPLETE

664
665
666

| Demographics | | |
|--------------|-------------------|--------------------------------|
| Question | Question type | Answer options (if applicable) |
| Age | Fillable box (FB) | |

IMPACTS OF PERCEIVED SOCIAL SUPPORT ON ALCOHOL AND CANNABIS USE

| | | |
|--|-----------------------------|---|
| Gender | Multiple choice (MC) and FB | Male Female Transgender female Transgender male Gender-variant / non-conforming Prefer not to say Other |
| Area of residence: please include city and province | FB | |
| Please specify your relationship status: | MC and FB | Single In a relationship Common law Married Separated or divorced Other If you would like to provide more context as to your relationship status please specify here: _____ |
| Current living situation | MC | Live alone Live with roommate(s) Live with partner Live with family Other: _____ |
| Employment status Pre-COVID-19 | MC | Student Working unemployed |
| Employment status during COVID-19 | MC | Student Working unemployed |
| If your employment status changed, was it due to COVID-19? | Yes/No | Yes No |

IMPACTS OF PERCEIVED SOCIAL SUPPORT ON ALCOHOL AND CANNABIS USE

| | | |
|--|---------------------|--|
| Current level of education | MC | No degree High school Undergraduate or college Post- graduate (ex: masters) Professional (ex: medicine, law, dentistry) |
| Since the COVID-19 pandemic, I have been: (check all that apply) | MC- multi selection | More stressed about my own and/or families health More stressed about the uncertainty of the future More stressed about personal relationships Experiencing an overall increase in stress or anxiety Experiencing an overall decrease in mental health More stressed about my or my family’s economic situation Unbothered by the current COVID-19 situation |

667
668
669

| Exit questions | | |
|--|----------------------|---|
| Question | Question type | Answer options (if applicable) |
| Would you like to be entered in a draw to win a \$25 gift card? | MC/Fillable | Yes No If yes please provide your email: _____ |

IMPACTS OF PERCEIVED SOCIAL SUPPORT ON ALCOHOL AND CANNABIS USE

| | | |
|--|--------------------|---|
| Can we contact you again for follow up surveys? | MC/Fillable | Yes No If yes please provide your email: _____ |
|--|--------------------|---|

670
671