

Booked Appointments for HIV treatment

1 **Title:** Booked Appointments System: An evaluation of the acceptability and feasibility
2 of booked appointments in a large HIV clinic in Johannesburg, South Africa

3
4 **Authors:** Lawrence Long^{1,3}, Rachel Batiancila¹, Sarah Girdwood¹, Pappie Majuba², Naomi
5 Lince-Deroche¹

6
7 **Author affiliations:**

8 ¹ Health Economics and Epidemiology Research Office, Department of Internal
9 Medicine, School of Clinical Medicine, Faculty of Health Sciences, University
10 of the Witwatersrand, Johannesburg, South Africa

11 ² Right to Care, Johannesburg, South Africa

12 ³ Department of Global Health, Boston University, MA, USA

13
14 **Corresponding author:** Lawrence Long, lclong@bu.edu

15

Booked Appointments for HIV treatment

16 **Abstract**

17 **Background:** Long queues and overcrowding are common in many of South Africa's public
18 healthcare facilities and may negatively impact on the quality of care provided. In HIV-related
19 services, this problem may also affect retention. Healthcare facilities that rely on a system of
20 patient appointments scheduled by day, and not by time, may exacerbate these issues. This study
21 aims to improve retention and care by understanding the challenges and advantages related to the
22 current system of booking appointments and assessing the potential for alternative systems.

23 **Methods:** The study was conducted in Johannesburg, South Africa at an outpatient HIV treatment
24 clinic set within a large, urban secondary-level teaching hospital. The study is cross-sectional and
25 includes structured interviews with providers and patients. Medical records are linked with patient
26 interviews and observations to determine actual waiting times.

27 **Results:** 245 patients and 6 providers were interviewed. Of the patients interviewed, 64% were
28 female, and 96% were Black African. Nearly a fifth of patients (19%) lost an average of USD 32
29 in income when attending their appointment. The most common reason for missing an appointment
30 was that they could not be absent from work (40%), but despite this most respondents (65%) do
31 not believe they face any challenges with the current system of booking appointments. Being able
32 to arrive at a time convenient for them was considered a benefit by many (49%), but some (29%)
33 recognized that this may result in overcrowding. The majority of respondents were in favor of
34 appointments offered as a block of time in the morning or afternoon (88%) as well as appointments
35 after work hours (85%). In comparison only just over half (58%) were in favor of booking
36 appointments at a specific time. Most respondents (79%) believe the largest benefit to

Booked Appointments for HIV treatment

37 morning/afternoon block appointments would be the ability to show up at their own convenience
38 during the block of time.

39 **Conclusions:** Patients value convenience highly. This may be explained by the need to be flexible
40 around work schedules and transport options. It might be worth exploring a booking system in
41 which patients are given a morning or afternoon appointment rather than a day. This may improve
42 the distribution of patients throughout the day and as a result retention and care in a high-
43 prevalence HIV setting.

44

45 **Keywords:** HIV, patient, provider, waiting time

46

47 **Abstract word count:** 375

48

Booked Appointments for HIV treatment

49 **Introduction**

50

51 Patient satisfaction has increasingly emerged as a meaningful parameter in assessing the quality
52 of health care provision [1]. Waiting times are one factor by which patient satisfaction is measured
53 within health care facilities. Despite existing research showing significant correlation between
54 patient satisfaction and waiting times to see the doctor [2], public sector patients across Africa
55 continue to experience long queues and wait times [3-6]. Across the continent, a number of studies
56 have demonstrated that the major cause of dissatisfaction within public sector health care services
57 is due to long waiting times [1].

58

59 The majority of South Africans (82.5%) are not registered on medical insurance schemes and are
60 likely to receive all or part of their health services in the public sector [7]. In contrast though the
61 public health sector expenditure in 2010 accounted for less than half of all healthcare expenditure
62 in South Africa [8]. South Africa's existing public health service delivery infrastructure has
63 already been impacted by these constraints. Government health institutions have been found to be
64 overcrowded with long waiting times and delays in service [9].

65

66 Long wait times can adversely impact patient health through complications linked to missed
67 appointments, poor adherence to medication and delayed implementation of clinical programmes
68 [10]. This plays a special role within HIV-endemic settings, such as South Africa. Studies have
69 shown that long wait times among ART patients contribute to their dissatisfaction with clinic
70 services, making them more likely to stop picking up their medication [11, 12]. This poses a major
71 challenge to treatment adherence, where compliance among ART patients is paramount in

Booked Appointments for HIV treatment

72 reducing viral loads, preventing drug resistance, and increasing the chance of survival [13].
73 Furthermore, waiting in long queues has been found to exacerbate hunger; a unique barrier to
74 adherence that ART patients face during the initial stages of treatment when the body requires
75 extra nutrition and regains its strength [11, 12]. These patients have been found to favour ART
76 programs where visits to the clinic are quicker and less frequent, which may alleviate both financial
77 and emotional stress for patients who are most likely poor and in serious need of health services
78 [14]. Health care providers must also carefully consider the cost implications of defaulting on
79 treatment, as developing drug resistance can lead to more expensive second line ART treatment
80 regimens [12, 15].

81

82 Waiting time satisfaction is an important component of overall patient satisfaction. This is
83 recognised by the National Department of Health in the National Core Standards of 2011[16].
84 These standards outline a benchmark of quality care against which delivery of services can be
85 monitored. Waiting times fall in the first domain, Patient Rights, and it is stipulated that:

86 *“Waiting times and queues are managed to improve patient satisfaction and care.”*

87

88 More recently, the National Department of Health has established the ‘Ideal Clinic’ programme
89 as a way to address the deficiencies in primary health care clinics in the public sector [17]. The
90 Ideal Clinic Manual identifies 10 components, and 32 sub-components that need to be tracked in
91 order to realise an Ideal Clinic – of these patient waiting time is a core commitment.

92

93 A number of studies have been conducted to identify bottlenecks in patient flow and the main
94 factors leading to long wait times in clinics across Africa [4-6]. However, causes of long wait

Booked Appointments for HIV treatment

95 times seem to vary between clinics. While national guidelines have been created to improve
96 delivery models of health care through implementing fast queue systems, increasing access to
97 services on weekends and after-hours, and developing benchmarks against which health care
98 facilities may be assessed in minimizing waiting times [16, 18], local facilities generally set their
99 own norms and guidelines [19].

100

101 Literature has shown that appointment scheduling lies at the intersection of efficiency and timely
102 access to health care services [20]. In South Africa, most public health care facilities rely on a
103 system of booking patient appointments scheduled by day, and not by set time (personal
104 communication, July 22, 2015). Operation Phakisa's Ideal Clinic Realisation and Maintenance
105 Lab identified a number of deficiencies with the current booking system, namely, that (i) patients
106 are provided with dates, and no appointment time with the result that patients arrive early in the
107 morning and create an early-morning bottleneck; (ii) There is no reminder system and patients
108 often miss their appointments; (iii) patients are not consulted on a date that would best suit them,
109 with the result that patients do not adhere to their appointment dates as they are not convenient
110 [21].

111

112 This suggests that a poor appointment system may exacerbate long waiting times and impact
113 patient satisfaction and health outcomes. To mitigate these problems, many providers have been
114 advised to create standards around patient wait times; yet, discrepancy often exists between
115 patient and provider norms. Adhering to fixed hours and introducing appointment systems that
116 encourage patients to spread their arrival times throughout the day have been recommended, as
117 well as flexible work shifts that cater to employed patients based on their preferences [9, 19].

Booked Appointments for HIV treatment

118

119 In this study, we aimed to explore the benefits and challenges associated with the current system
120 of booking appointments and the feasibility of an alternative booking system from the
121 perspective of both patients and health care providers at a dedicated HIV treatment outpatient
122 clinic set within a large, secondary, public hospital in Johannesburg, South Africa.

123

124 **Methods**

125

126 *Study design*

127 We conducted a cross-sectional, descriptive study. From April and August 2014, trained
128 interviewers conducted surveys with patients and semi-structured interviews with health care
129 providers. The interviews with patients were meant to assess their perspectives on the current
130 appointment system as well as hypothetical, alternative systems. The interviews with providers
131 were meant to assess the reasons for the current appointment system, its strengths and
132 weaknesses, and the potential for alternative appointment systems. We also monitored the total
133 length of the patients clinic visit, their movement through the clinic and time spent with health
134 care workers in order to identify potential bottlenecks. Finally, we linked the medical records of
135 enrolled patients to their interviews and their visit length to determine whether the health and
136 treatment of the patient influenced their appointment preferences.

137

138 *Study setting*

139 The study was conducted in Johannesburg, South Africa at a public sector, outpatient HIV
140 treatment clinic set within a large, urban secondary-level teaching hospital. The clinic was

Booked Appointments for HIV treatment

141 established in 2004 and functions as a teaching facility for community service doctors and
142 registrars using a modest clinical staff [22, 23]. According to the sites programmatic data the
143 clinic conducted over 42,000 medical visits and over 61,000 pharmacy visits in 2014. The clinic
144 is open to patients Monday through Thursday from 7:30am-3:30pm, with patient visits starting at
145 8:00am. Clinic appointments are scheduled by date and not by a set time or time range.

146

147 *Study population*

148 For the patient interviews we recruited from the queue of patients waiting for medical
149 appointments at the facility, that is those patients presenting for a pharmacy only visit (i.e. drug
150 pickup) were not eligible. During the study period all patients were required to have a quarterly
151 (every 3 months) routine medical visit where they saw a nurse and/or doctor. In addition to that
152 any patient that was either identified as having or reported a medical problem was also required
153 to have a medical visit. Patients were eligible for the study if they were an adult (≥ 18 years old)
154 patient who had been on ART for at least six months at the study facility and intended to
155 continue their treatment at the study facility. Patients were excluded if they were receiving ART
156 for the prevention of mother-to-child transmission of HIV or not on life-long ART.

157

158 We invited all eligible health care workers (HCW) at the site to participate. All adult (≥ 18 years
159 old) HCWs were eligible if they provided HIV care and / or treatment at the study site, and had
160 done so for at least six months if not in a management position.

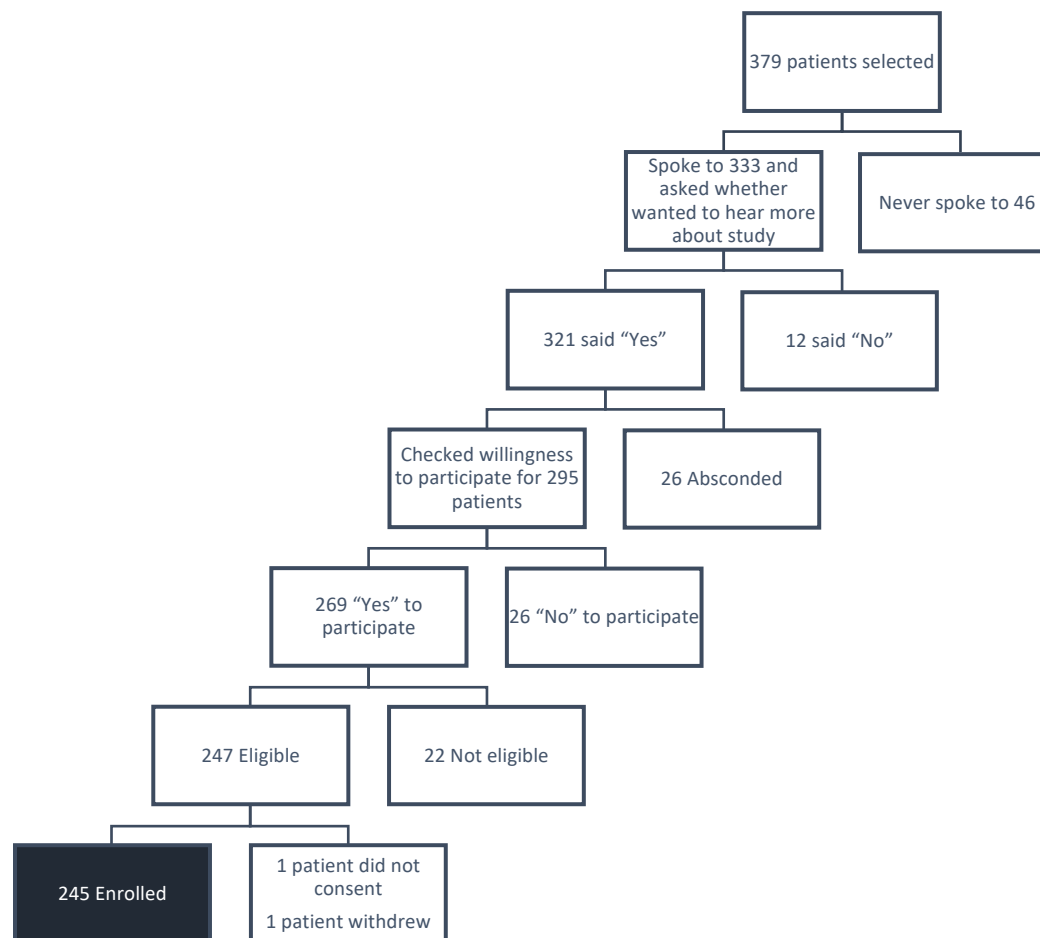
161

Booked Appointments for HIV treatment

162 All participants – both patients and health care providers – provided written informed consent
163 prior to being interviewed. The patient recruitment process is summarised in Figure 1 below. A
164 total of 245 patients were enrolled.

165

166 **Figure 1: Recruitment Flow chart**



167

168

169

Booked Appointments for HIV treatment

170 *Study procedures and data analysis*

171 We selected patients to approach for recruitment using a systematic sample with a random
172 starting point generated in advance using SAS (version 9.4). The size of the sampling interval
173 was based on average, daily patient volume as estimated using clinic data. We also determined a
174 desired sample size in advance of recruiting patients of 246. We conducted face-to-face
175 interviews with providers and patients using two different standardized questionnaires. Provider
176 interviews were conducted in English; whereas interviews with patients were conducted in
177 English, Zulu or Sotho.

178
179 The patient interview included some financial questions. For example, we asked about their
180 average monthly income, costs of travel to/from the facility, etc. This data was collected in South
181 African Rands (ZAR) and is presented here in 2014 US dollars based on an average exchange
182 rate for the study period¹ and inflation rates for South Africa as published by the Reserve Bank
183 of South Africa.

184
185 We also observed the activities of participating patients and requested that clinic staff indicate on
186 a study card the start and stop time of their interactions with the patients as the patients moved
187 through the clinic. To assess the time required for the visit as a whole, the study staff asked the
188 patients what time they arrived at the clinic during the interview. The staff also observed and
189 recorded the patients' departure times from the clinic.

190

¹ The average Dollar/Rand exchange for the period 1 April 2014 to 30 September 2014 was R10.66/USD.

Booked Appointments for HIV treatment

191 Finally, we reviewed the patients' electronic medical records as maintained at the study site. This
192 included collection of the following: date of first HIV-positive diagnosis, most recent CD4 count
193 and date, most recent viral load and date, current ART regimen and date initiated, any missed
194 ART appointments in the past six months, presence of opportunistic infections or other
195 HIV/AIDS-related symptoms in the last six months and any other health concerns/conditions
196 reported or diagnosed in the last six months.

197
198 We conducted all quantitative analyses using STATA software (version 14). We generated
199 descriptive statistics to present patient characteristics and participants' experiences and
200 perspectives on the current and hypothetical, alternative booking systems. We present categorical
201 data as frequencies and proportions; while continuous data is presented as medians with
202 interquartile ranges (IQRs). Open-ended questions were collaboratively analyzed in Excel using
203 a thematic analysis approach. For observational visit timing data, we again used STATA to
204 calculate the average waiting times per patient and per activity.

205
206 Approval to conduct the study was obtained from the study site and the Human Ethics Research
207 Committee at the University of the Witwatersrand.

Booked Appointments for HIV treatment

208 **Results**

209

210 *Participant characteristics*

211 As shown in Figure 1, we approached 333 individuals during recruitment of patients at the clinic.

212 Of those, we enrolled 245 patients (158 (64.5%) female and 87 (35.5%) male) (Table 1). The

213 median age for all participants was 41 years (IQR 36-47). The majority (234 (95.5%)) of the

214 enrolled patients identified as Black. Roughly half of all patients were married or cohabiting

215 (133, 54.3%), and most (213, 88.4%) had at least one child.

216

217 Considering the patients' economic means, 172 (70.2%) reported being employed (including

218 formal, informal, and self-employment). They also reported a median monthly household income

219 of USD 291. The patients had been taking ART for a median of four years. The median CD4

220 count for all patients was 408 cells/ul, and the median viral load was 68 copies/mm³.

221

222 During the study, the clinic employed 34 health care providers. We approached 23 and six were

223 interviewed. This included one medical officer, two professional nurses, two counsellors, and

224 one pharmacist. Three of these individuals were employed in a management position at the time

225 of the interview. The average length of time working at the facility was 5 years (range 2 - 8

226 years).

227

228 **Table 1: Baseline characteristics for patients at HIV-clinic (N=245)**

	n (%)
Gender	
Female	158 (64.5%)
Male	87 (35.5%)
Race	

Booked Appointments for HIV treatment

Black	234 (95.5%)
Other	11 (4.5%)
Marital status	
Married	78 (31.8%)
Cohabiting	55 (22.5%)
Divorced/ Separated	30 (12.2%)
Single	61 (24.9%)
Widowed	21 (8.6%)
Number of Children ¹	N=241
None	28 (11.6%)
1 or more	213 (88.4%)
Employment	
Employed	172 (70.2%)
Unemployed	54 (22.0%)
Other	19 (7.8%)
	Median [IQR]
Age (years) ²	41 [36-47]
Monthly household income (USD)	290.81 [168.86 -509.38]
CD4 count (cells/mm ³)	408 [317-558]
Viral load (copies/ml)	68 [49-224]
Years on ART (self-reported)	4 [2-6]

229 Notes: (1) 4 responses were missing for these questions (1.6%). (2) We have used the year of birth to calculate age
 230 for the sample. There are 12 patients whose self-reported age differed by more than a year from the calculated age. 7
 231 out of the 12 were within 3 years of the calculated age. 5 out of the 12 had an age differential between 5 and 10
 232 years.
 233

234 *Accessing services*

235 Patients traveled a median of 45 minutes to the clinic, with a median arrival time at 6:50 am
 236 (Table 2). Self-reported waiting time at the clinic was a median of five hours. This corresponded
 237 closely with the actual median waiting time, based on our observations and calculations, of 4
 238 hours 43 minutes, which ranged from 1 hour 29 minutes to 8 hours 57 minutes.

239
 240 Nearly 20 percent of patients reported losing income to attend each appointment, losing an
 241 average of USD 32 per visit. Patients reported an additional average transport cost of USD 2.44
 242 to get to the clinic one way. Nearly 20% of patients also cited that they must make a separate
 243 appointment for their other health-related issues. Of these patients, 62% must visit another

Booked Appointments for HIV treatment

244 healthcare facility at least every two months for these issues. Sixty-four percent of patients
 245 reported only needing to attend the study clinic every three to six months.

246

247 **Table 2:** Patients' reported burdens and costs related to medical appointments (n=245)

	Median [IQR] n (%)
Length of travel (minutes) to clinic	0:45 [0:30-01:00]
Arrival time at clinic	6:50am [5:45am-8:29am]
Self-reported waiting time (hours) at clinic	5:00 [4:00-6:00]
Calculated total waiting time (hours) at clinic	4:43 [3:38-5:52]
No. of patients who lost income to come to clinic (N=245)	47 (19.2%)
Mean income lost per clinic visit ¹ (N=44)	USD 31.89
No. of patients using public transport to clinic	191 (78%)
Mean cost of traveling to clinic from house (one way) (N=215)	USD 2.44
No. of patients who visit current or other healthcare facility for other health-related issues (non-ART) (N=245)	45 (18.4%)
Frequency with which patients visit another facility for other most accessed health service (N=45)	
At least every two months	28 (62.2%)
Quarterly to annually	15 (33.3%)
Frequency with which patients normally attend study clinic ² (N=245)	
At least every two months	79 (32.2%)
Quarterly and six-monthly	156 (63.7%)

248 **Notes:** (1) 44 out of the 47 patients who reported losing income to come to the clinic gave an estimate of the income
 249 lost. 3 responses were missing. (2) There were 10 patients who did not fall into these categories stating that visit
 250 frequencies varied and depended on their state of health.

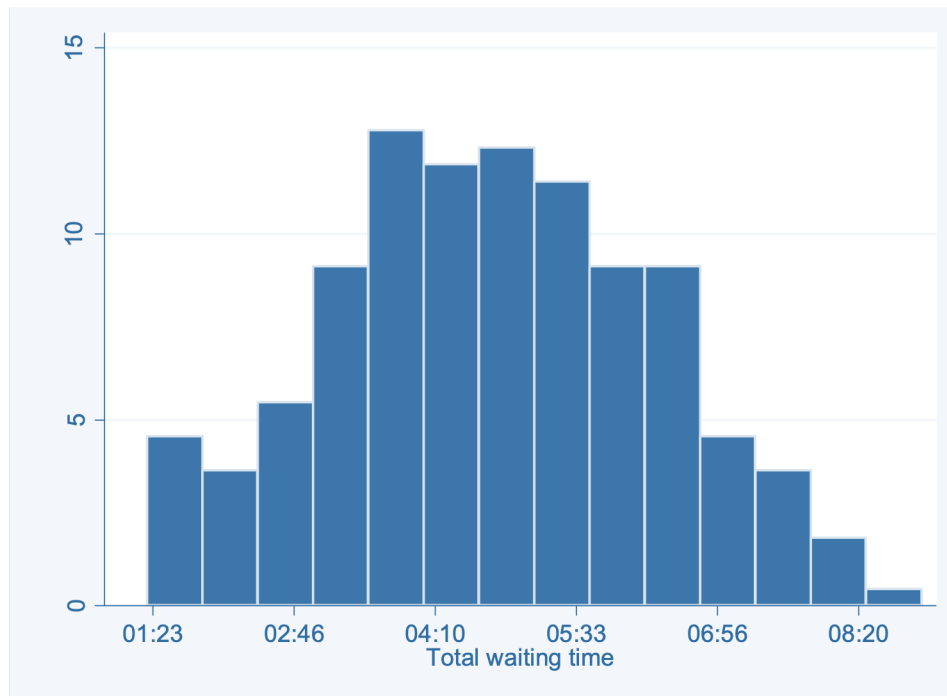
251

252 The figure below shows the large variation in patients' total waiting time where the vast majority
 253 of patients wait more than three hours (86%), with some waiting almost 9 hours, and others just
 254 over an hour².

² A National Department of Health study found that patient's total waiting time in clinics ranged from two to seven hours with, on average, 76% of patients' time in the clinic spent waiting. (Lean diagnostics in Ideal Clinic Pilot Sites).

Booked Appointments for HIV treatment

255 **Figure 2: Distribution of patients' total waiting time**



256

257

258 We would expect patients' arrival time to be more evenly dispersed throughout the day.

259 However, some 65% of patients arrive before the clinic opens at 08:00 am. There is another

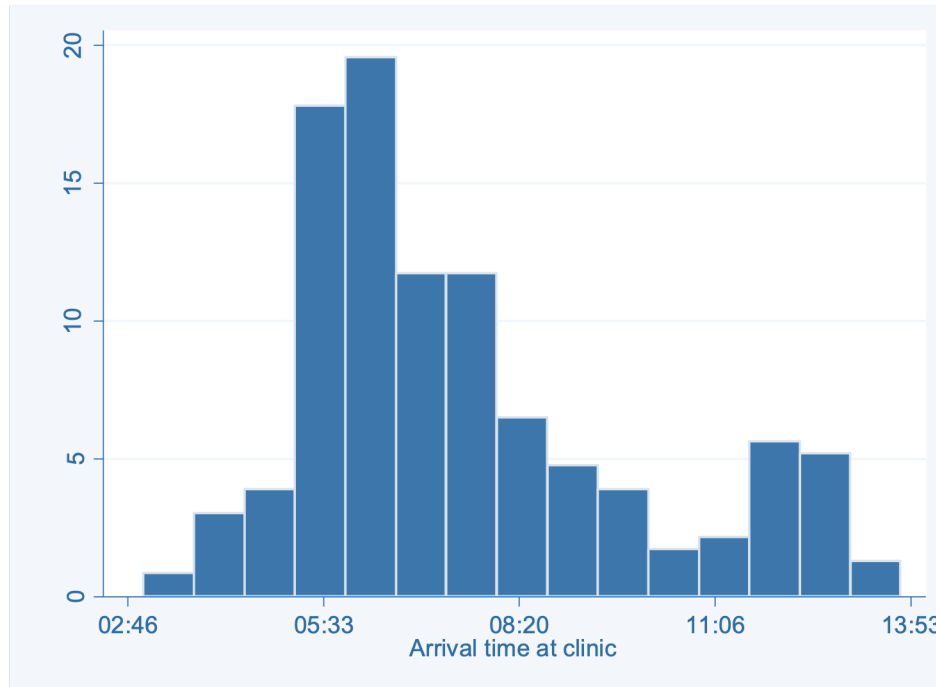
260 bulge around 12:00 pm in the day. This pattern of arrival time appears to exacerbate total wait

261 time. A significantly negative relationship between arrival time at the clinic and the total time

262 that the patient spends at the clinic is displayed Figure 4.

Booked Appointments for HIV treatment

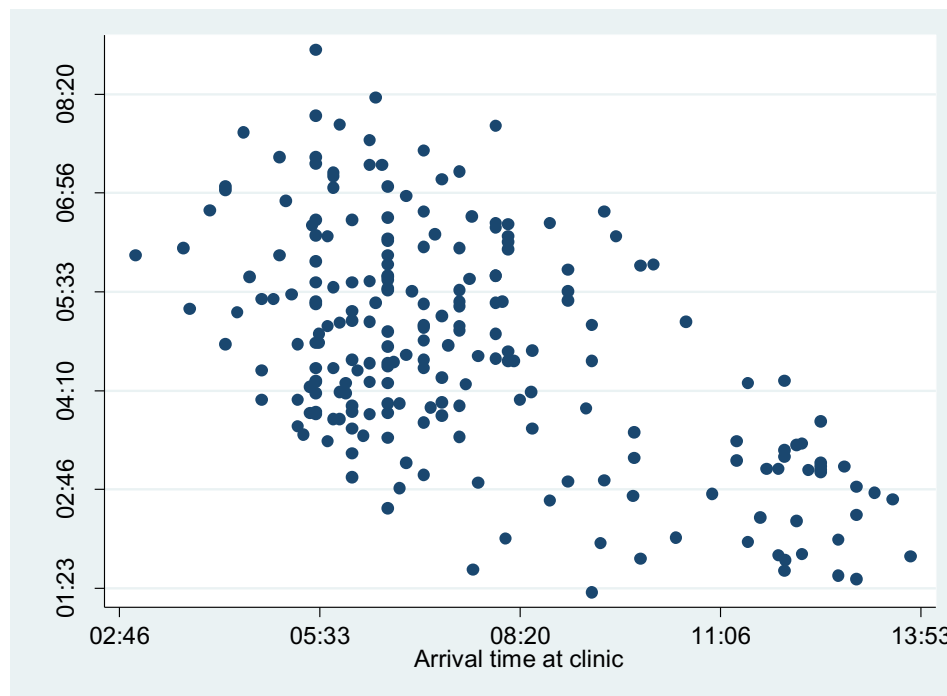
263 **Figure 3: Distribution of patients' arrival time at the clinic**



264

265

266 **Figure 4: Scatter plot of patients arrival time and total patient waiting time**



267

268

Booked Appointments for HIV treatment

269 *Drivers of arrival time*

270 When patients were asked about their choice of arrival time, most (62.5%) reported wanting to
 271 be at the head of the queue, presumably so that they could be seen first and could leave early (see
 272 Table 3). Over 13% of patients' arrival time was dictated by when they could find transport to
 273 the clinic, and 12.4% chose their arrival time based on their work schedule. Fourteen percent
 274 were not originally scheduled for an appointment on the day they arrived. Of those arriving
 275 earlier or later than their original appointment, 45.5% did so because they could not miss work.
 276 Thirty-nine percent of all patients reported ever having missed a scheduled appointment. The
 277 reason most cited for missing an appointment was once again due to work (39.6%).

278

279 **Table 3: Drivers of arrival times at the clinic (N=245)**

	n (%)
Reasons for arrival time at clinic (N=245)	
To be at the head of the queue/leave early	153 (62.5%)
Only time transportation to clinic could be found	32 (13.1%)
To not miss work	30 (12.4%)
To work around caring for children/ child(rens) schooling	23 (9.4%)
Other external reasons (traffic, electricity, funerals etc.)	13 (5.3%)
Told by the staff to come in at that time	3 (1.2%)
Other	11 (4.5%)
% of patients that arrived at the clinic on a day other than his/her originally scheduled appointment (N=245)	
Earlier than scheduled appointment	11 (4.5%)
Later than scheduled appointment	22 (9.0%)
Reasons for arriving earlier/later than scheduled appointment (N=33)	
Could not miss work	15 (45.5%)
Had to care for children, adult dependents, etc	3 (9.1%)
Ran out of medicine	2 (6.1%)
Could not afford to come	1 (3.0%)
Could not get transportation	1 (3.0%)
Was/is sick	1 (3.0%)
Other general commitments	9 (27.3%)

Booked Appointments for HIV treatment

% of patients that have ever missed their scheduled appointment at the clinic (N=245)	96 (39.2%)
Reasons for having ever missed a scheduled appointment at the clinic (N=95)	
Could not miss work	38 (39.6%)
Not in town at the time/ had other commitments	20 (20.8%)
Forgot appointment	15 (15.6%)
Too sick to come	7 (7.3%)
Could not afford to come	4 (4.2%)
Had to care for children, adult dependents, etc.	3 (3.1%)
Still had enough medicine	2 (2.1%)
Could not get transportation	1 (1.0%)
Other	7 (7.3%)

280

281 *Current service provision – Challenges and costs with the current system*

282 According to most of the health care providers, patient appointments are booked based on the
283 amount of medicine dispensed to the patient by the pharmacist. All but one of the patients
284 (99.6%) reported booking their most recent appointment with the booking clerk before they left
285 the clinic at their last visit suggesting that patients can only receive appointments if they are
286 physically present at the clinic.

287

288 Health care providers believed that the largest challenge for patients with the existing system of
289 booking appointments is that it is not flexible enough for patient work schedules. Stigma was
290 also reported by some providers as a barrier that drives patients to resist being down referred to
291 their own local clinics and instead attend the current clinic, while issues regarding transport or
292 finding money for transport were also cited by some providers as the largest challenge with the
293 current system.

294

Booked Appointments for HIV treatment

295 For the providers themselves, half believed that there is not enough staff to support the current
296 appointment system, and in particular, that doctors rotate too often. One provider suggested the
297 reason for this being that doctors are not adequately incentivized. Half of the providers also cited
298 poor staff attitudes as an obstruction to current appointment system, and some report that the
299 inconsistency in the flow of patient volume across days makes it hard to effectively plan their
300 work days. One provider mentioned that patients simply do not attend their appointments when
301 they are told to; a comment that is reiterated throughout the provider interviews.

302

303 When patients were asked about the challenges they face with the current appointment system,
304 they most often cited overcrowding and long queues (29%). Nearly 5% reported that it was not
305 flexible enough with their work schedules. However, most (65%) said there were no challenges
306 with the current system (Table 4).

307

308 **Table 4: Patient challenges and benefits of current system of booking appointments at the**
309 **clinic (N=245)**

	n (%)
<hr/>	
% of patients who cited the following challenges with the current booking system	
Creates overcrowding and long queues	70 (28.6%)
Not flexible with work schedule	12 (4.9%)
May not be enough available medical resources due to overcrowding	1 (0.4%)
No challenges with this kind of system	159 (64.9%)
% of patients who cited the following benefits with current booking system	
Showing up at a time that is most convenient	121 (49.4%)
Working outside operational clinic hours	4 (1.6%)
Easy to find care for children, adults dependents, and family	2 (0.8%)
Easy to find transportation to the clinic	6 (2.5%)
No benefits with this kind of system	72 (29.4%)
<hr/>	

310

Booked Appointments for HIV treatment

311 *Current service provision – Benefits with the current system*

312 Despite the challenges reported by the providers, they believed the current system provides a
313 number of benefits. All but one of the providers believed that the largest patient benefit of the
314 current system is that patients can show up at their own convenience, and thereby work around
315 their own schedules. Some mentioned that the appointment schedule is such that it creates social
316 groups for patients that routinely attend the clinic together. The notion of ‘convenience’ is also
317 reported as a benefit to providers; half believed the current system allows them to control their
318 workload more effectively.

319
320 Half also believed the current system is “very effective” in ensuring patients receive the medical
321 services they need in a timely manner, however providers expressed concerns such as patients
322 not complying with their scheduled visit, issues among staff with time management and
323 providers arriving at the clinic late that may cause bottlenecks, and faulty SMS appointment
324 reminders as reasons that may affect the timeliness of health care provision. Half of providers
325 also feel like the clinic does not have enough staff to service the patients that come through the
326 clinic per day. Some reasons cited for this are the generally large volume of patients, the shortage
327 of doctors, and the inefficient use of staff time.

328
329 When patients were asked about the benefits they face with the current appointment system, they
330 most often cited showing up at their own convenience (49%). Twenty-nine percent did not
331 believe that there are any benefits to the current system (see Table 4).

332

333 *Current waiting time and perceptions of service quality*

Booked Appointments for HIV treatment

334 When providers were asked which aspects of delivering health care services to patients were
335 most highly regarded as important, values and attitudes of the staff, that the staff are
336 knowledgeable and well trained, and that medicine is available were most highly rated. Waiting
337 times for the patient were valued lowest on average. When patients were asked about how
338 important the same aspects of healthcare delivery were in terms of their satisfaction with the
339 services they receive, they reported a similar direction of results (see **Table 5**).

340

341 **Table 5: Aspects of health care provision that are important in terms of service quality**
342 **rated by patients and providers on a scale from 1 [least important] to 10 [most important]**

	Patients	Providers
Values and attitudes of staff	8.4	10.0
Staff are knowledgeable and well trained (clinically)	8.6	10.0
Cleanliness of the facility	8.3	9.7
Waiting times at the facility	5.9	9.3
Availability of medicines	9.7	10.0

343

344 *Provider and patient satisfaction with overall services and waiting times*

345 Most of the providers did not feel that patients wait too long to receive medical services at the
346 clinic, and half said that waiting times have gotten shorter over time. Half of those who feel that
347 waiting times are not long mentioned down referrals as the reason for this. The two providers
348 that felt that patients wait too long believe that recurring issues with staff can cause delays and
349 bottlenecks, issues such as arriving to the clinic too late, taking too many meetings, or bad
350 attitudes/work ethics. All but one of the providers also believed that the patients are satisfied
351 with the amount of time they wait at the clinic, and most think the reason for this is that the
352 appointment system generally runs fine and is quick. However, a couple still acknowledged that
353 there are some delays and bottlenecks at certain stations, which may impact patient satisfaction.

Booked Appointments for HIV treatment

354 Whilst another provider had a negative perception of patients stating that they like to complain
355 for no reason.

356
357 When patients were asked about their satisfaction with the health care services they receive, most
358 were satisfied (82.4%) (see Table 6). Significantly less reported being satisfied with the amount
359 of time they wait for services at the clinic (35.6%). When clinic times for the interviewed
360 patients were observed from the time, they arrived at the clinic to the time they left, they stayed
361 an average of 4 hours and 44 minutes at the clinic.

362

363 **Table 6: Patient satisfaction with health care services and waiting times at the clinic**
364 **(N=245)**

	Overall services n (%)	Waiting times n (%)
Not sure	1 (0.4%)	4 (1.6%)
Very dissatisfied	8 (3.3%)	101 (41.2%)
Somewhat dissatisfied	5 (2.0%)	6 (2.5%)
Neutral	29 (11.8%)	47 (19.2%)
Somewhat satisfied	26 (10.6%)	19 (7.8%)
Very satisfied	176 (71.8%)	68 (27.8%)

365

366 *Alternative scenarios for service provision*

367 In addition to their perceptions on the current system, patients and providers were asked about
368 their opinions on three alternative booking systems involving a more structured appointment
369 schedule: 1) appointments scheduled after traditional work hours or on the weekends; 2)
370 appointments scheduled for a specified time during the day or 3) appointments scheduled for an
371 open morning block or an open afternoon block (i.e., you could arrive at any time during the
372 morning (8h00-12h00) or afternoon (12h00-3h30), but you would have to come in when you
373 were told – either in the morning or the afternoon).

Booked Appointments for HIV treatment

374

375 In general, most of the providers believed that the clinic and the patients that attend could benefit
376 from changes to the booking system. All but two wanted to see after hours appointments
377 introduced at the clinic, and all providers strongly believed that the greatest benefit of
378 introducing after hours appointments is the flexibility it gives patients over their work schedules.
379 Providers expressed some other benefits to providing extended hours as well, including job
380 creation to fill after hours posts, freeing up their time for more or different clinical work, and
381 allowing them to control their workloads more conveniently. Half of the providers believed there
382 will be no direct benefit to the staff and that it would not change their job responsibilities.
383

384 When asked about the challenges that may arise from offering extended hours, the most
385 expressed concern among providers is that there may not be enough staff to support this type of
386 system. One provider stated that patients will still not show up to their appointments, even if
387 offered extended hours, and another provider believed there may be problems around transport
388 and safety if staff and patients are at the clinic after traditional work hours. All six providers
389 believed that offering appointments during extended hours will decrease waiting times.
390

391 Providers were also asked about their opinions on offering patients specified times for their
392 appointments. All but two were interested. Most believed that this type of system would better
393 help in controlling their workloads and would make their work easier, and some thought it would
394 also help control the flow of patients throughout the clinic. All but one believed their job
395 responsibilities would not change with this system and that it would decrease waiting times.
396

Booked Appointments for HIV treatment

397 However, providers also expressed apprehension with specified appointment times, including
398 concerns over patients not complying with their scheduled times, and some contrarily believed
399 this system would make it harder to control the flow of patients through the clinic.

400
401 Providers conveyed the least interest in a system in which appointments are offered in the
402 morning or the afternoon. Half reported that they would like to see this system. Some believed
403 that transport challenges may still exist with this block system, and once again concerns over
404 patients complying with their appointment times arose during some of the provider interviews.
405 Yet, half thought that block appointments would allow them to control their workloads better and
406 some providers thought this system may be more flexible for patients' work schedules. All but
407 one did not believe this system would change their job responsibilities, and all believed that it
408 would decrease waiting times for patients.

409
410 When patients were asked about their opinions on alternative appointment systems, the largest
411 percentage were interested in morning and afternoon appointments. Eighty-eight percent of
412 patients would like to see appointments offered as a block of time in the morning or afternoon,
413 and 85% would like to be offered appointments after work hours. Only 58% were interested in
414 booking appointments at a specific time (see Table 7). Most respondents (79%) believe the
415 largest benefit to morning/afternoon block appointments would be the ability to show up at their
416 own convenience during the block of time.

417

Booked Appointments for HIV treatment

418 **Table 7: Perceptions on different systems of booking a patient appointment (N=245)**

Perceptions on different booking systems	Current system	After work hours	Specific time	Morning/ Afternoon
% of patients who would like to see an alternative booking system		208 (84.9%)	141 (57.6%)	215 (87.8%)
% of patients who cited the following challenges with each booking system				
Creates overcrowding and long queues	70 (28.6%)	7 (2.9%)	19 (7.8%)	10 (4.1%)
Not flexible with work schedule	12 (4.9%)	9 (3.7%)	26 (10.6%)	10 (4.1%)
Hard to find care for children, adult dependents, or family	0 (0.0%)	6 (2.5%)	3 (1.2%)	1 (0.4%)
Hard to find transport with these hours	0 (0.0%)	20 (8.2%)	92 (37.6%)	12 (4.9%)
Being turned away if the queues are too long and the clinic closes before medical services are received	0 (0.0%)	1 (0.4%)	2 (0.8%)	1 (0.4%)
Not be enough available medical resources due to overcrowding	1 (0.4%)	7 (2.9%)	3 (1.2%)	0 (0.0%)
No challenges with this kind of system	159 (64.9%)	183 (74.7%)	121 (49.4%)	210 (85.7%)
% of patients who cited the following benefits with each booking system				
Showing up at a time that is most convenient	121 (49.4%)	172 (70.2%)	103 (42.0%)	194 (79.2%)
Working outside operational clinic hours	4 (1.6%)	80 (32.7%)	12 (4.9%)	17 (6.9%)
Easy to find care for children, adults dependents, and family	2 (0.8%)	10 (4.1%)	1 (0.4%)	3 (1.2%)
Easy to find transportation to the clinic	6 (2.5%)	4 (1.6%)	0 (0.0%)	6 (2.5%)
No benefits with this kind of system	72 (29.4%)	38 (15.5%)	114 (46.5%)	33 (13.5%)

Booked Appointments for HIV treatment

medRxiv preprint doi: <https://doi.org/10.1101/2022.06.30.22277110>; this version posted July 3, 2022. The copyright holder for this preprint (which was not certified by peer review) is the author/funder, who has granted medRxiv a license to display the preprint in perpetuity. It is made available under a [CC-BY-NC-ND 4.0 International license](#) .

420 Discussion

421 Waiting time satisfaction is an important component of overall patient satisfaction. The
422 targets established by the Ideal Clinic programme define a **3 hour maximum total waiting**
423 **time** for patients in all clinics; a target of 80% of patients reporting a positive experience of
424 care; and a target of 90% of patients indicating that they are satisfied with their waiting time
425 at the clinic[17]. Whilst patients in this study do not view waiting time as very important (it
426 scored a 5.9/10 where 10 is most important), nor do they see a problem with the current
427 booking system (65% saw no problem), they were not satisfied with waiting times. Only
428 35.6% of patients indicated that they were somewhat satisfied or very satisfied with waiting
429 times and 86% of patients waited longer than the stipulated 3 hours. Conversely, over 80%
430 were satisfied with the overall service they received suggesting waiting time is not weighted
431 significantly in an overall evaluation of quality care by patients.

432

433 This study has explored the benefits and challenges with the current booking system and
434 preferences for alternative booking systems. The role of an effective booking system is to
435 essentially manage demand and reduce waiting times. The current system does not appear to
436 be working effectively evidenced by the fact that there are long median waiting times, and
437 demand is unevenly distributed throughout the day with spikes at particular points in the day,
438 specifically in the early morning. Sixty five percent of patients arrive at the clinic before it
439 opens, and 62.5% said that their arrival time was driven by their desire to be at the head of
440 the queue. The reason for the last point could be due to a belief that they would be served
441 quicker, not turned away, or they would be able to maximise their day off. This however does
442 not appear to occur in practice shown by the negative relationship between arrival time and
443 total wait time. This high early morning demand could be more effectively managed through
444 a reliable appointment schedule. Other reasons for arrival time, such as work and child care

Booked Appointments for HIV treatment

medRxiv preprint doi: <https://doi.org/10.1101/2022.06.30.22277110>; this version posted July 3, 2022. The copyright holder for this preprint (which was not certified by peer review) is the author/funder, who has granted medRxiv a license to display the preprint in perpetuity. It is made available under a [CC-BY-NC-ND 4.0 International license](#).

445 commitments could be resolved through after hour appointments. In addition, the high
446 proportion of patients who miss appointments (40% of patients indicated they had a missed
447 an appointment at some point) could be avoided if patients were consulted in the appointment
448 booking process on a date that best suited their schedules.

449

450 Of the 15 breakthrough initiatives recommended by Operation Phakisa for the realisation of
451 the Ideal Clinic programme, the first one related to Waiting Times, and more specifically to
452 improving the booking system by implementing a “*functional appointment system for non-*
453 *emergency patients*”³[21]. It was proposed that appointments will be handled centrally at
454 each clinic, agreed with patients based on their clinical requirement and given for **specific**
455 **times**⁴.

456

457 The Operation Phakisa recommendation of a booking system that provides patients with an
458 appointment for a specific time in the day was the least preferred option in *this* study. Only
459 57.6% of patients opted for this option and 37.6% citing difficulties with finding transport as
460 one of the main challenges with this system. In comparison, convenience was cited as an
461 important benefit of both the after-hours booking system (70.2% of patients) and the
462 morning/afternoon booking system (79.2% of patients).

463

³ The other initiatives to reduce waiting time included in the recommendations are: (1) Establish provincial health call centres to provide advice and reduce unnecessary burden on clinics (2) Set up an SMS-based communication platform to enable the communication of individualised patient information, such as appointment reminders (3) Improve efficiency of patient flow (4) Standardise paper filing processes (5) Support clinics to adjust hours/days of operation (6) Implement an electronic queue management system (7) Communicate clear expectations for waiting times and process of care (8) Evaluate, improve and communicate patient experience of care and waiting times as a Key Performance Area.

⁴ Other standard criteria for the proposed appointment system included: (1) Each clinic will determine daily targets for each date and time, informed by patients’ conditions and needs as well as staff capacity per day. (2) To balance patient influx and staff workload under the new process, each clinic will have a well-structured, centralised appointment-booking system. (3) Appointments for medication pickup will be given at designated alternate sites where available. (4) Non-booked patients will be seen on the same day but waiting times may be longer as priority will be given to patients with a regular appointment. (5) The appointment system will be linked to the automated patient identification system once this is operational. (6) Patients will receive SMS reminders once an appropriate system has been developed (leveraging experiences like MomConnect).

Booked Appointments for HIV treatment

medRxiv preprint doi: <https://doi.org/10.1101/2022.06.30.22277110>; this version posted July 3, 2022. The copyright holder for this preprint (which was not certified by peer review) is the author/funder, who has granted medRxiv a license to display the preprint in perpetuity. It is made available under a [CC-BY-NC-ND 4.0 International license](#).

464 Seventy eight per cent of patients take some form of public transport to the clinic (taxi, train
465 or bus). This affects the ability of patients to arrive at a specific time as public transport is
466 unpredictable outside of the rush hour times in the early morning and late afternoon. 13.1%
467 of patients said their arrival time was driven by when transport was available. As such, the
468 flexibility offered by the morning/afternoon booking system might better correlate with the
469 transport needs of the patients. It might also be a good intermediate step prior to
470 implementing specific time appointments as patients need time to build their trust in the
471 booking system. The 3 hour waiting time target is feasible in a morning/afternoon block
472 session where the potential waiting time is halved to 4 hours. Working adults should only
473 need to miss at most a half day of work.

474

475 *Limitations*

476 There have been changes to the clinic over time which may have improved patient
477 experiences and waiting times. These include pharmacy automation, improvements in patient
478 flow processes (patient file retrievals), chronic medication pick up points, and down-referral
479 for stable⁵ patients which have contributed to declining patient volumes. All these factors
480 would have had an effect on patient and providers' perceptions of services, waiting times, and
481 booking systems. As such, preferences for different booking systems are likely not to remain
482 stable given these changes.

483

484 This was an exploratory study, meant to assess the feasibility of booked appointments from
485 the perspective of providers and patients. This study was conducted prior to the Ideal Clinic
486 proposal instituting time-specific appointment booking system. It remains to be seen how the

⁵ Eligibility to be down-referred includes being on ART for at least 11 months, an undetectable viral load in the previous 10 months, stable weight, CD4 count >200 cells/mm³, <5% weight loss over the last three visits and no opportunistic infections.

Booked Appointments for HIV treatment

medRxiv preprint doi: <https://doi.org/10.1101/2022.06.30.22277110>; this version posted July 3, 2022. The copyright holder for this preprint (which was not certified by peer review) is the author/funder, who has granted medRxiv a license to display the preprint in perpetuity. It is made available under a [CC-BY-NC-ND 4.0 International license](#).

487 Ideal Clinic booking system will be implemented and whether adjustments will be made. The
488 patient preferences for different booking systems presented in this study are important
489 considerations in designing a new and better booking system and should be incorporated in
490 the Ideal Clinic booking system going forward.

491
492 Changing the booking system, as proposed in this study, is possible. Whilst no specific
493 booking system intervention has been tested, when presented with the hypothetical booking
494 alternatives, health care providers did not think there would be obstacles to implementation
495 and that it could be done if it would improve the patient experience. Furthermore, providing
496 booked appointments during existing working hours should be scalable to most facilities, as it
497 requires operational restructuring instead of additional resources. Extending operating hours
498 may be more challenging as it involves shift work and potentially additional staff.

499
500 A formal costing of the suggested alternatives has not been done. However, providing
501 booked appointments should not add any additional cost. By spreading the patient load it
502 may allow better utilisation of current resources, including human resources. It could also
503 reduce the cost to the patient of extended waiting hours. Extending operating hours, on the
504 other hand, would likely result in additional costs. Though improved patient retention could
505 result in cost savings for the health system as a whole.

506 507 **Conclusion**

508 In this study, we aimed to explore the benefits and challenges associated with the current
509 system of booking appointments and the feasibility of an alternative booking system from the
510 perspective of both patients and health care providers at a dedicated HIV treatment outpatient
511 clinic set within a large, secondary, public hospital in Johannesburg, South Africa.

512

Booked Appointments for HIV treatment

medRxiv preprint doi: <https://doi.org/10.1101/2022.06.30.22277110>; this version posted July 3, 2022. The copyright holder for this preprint (which was not certified by peer review) is the author/funder, who has granted medRxiv a license to display the preprint in perpetuity. It is made available under a [CC-BY-NC-ND 4.0 International license](#).

513 The results indicate that patients highly value convenience. This may be explained by the
514 need to be flexible around work schedules and transport options. Future research is needed to
515 test the impact of converting to a booking system in which patients are given a morning or
516 afternoon block appointment rather than a day, and to explore the cost implications of after-
517 hours services. Extended working hours would assist patients who lose income as a result of
518 attending the facility during working hours. Both booked morning/afternoon block
519 appointments and after hours services could potentially contribute to improved patient
520 experiences and retention in care in a high-prevalence HIV setting.

521

522

523 **References**

- 524 1. Umar, I., M.O. Oche, and A.S. Umar, *Patient waiting time in a tertiary health*
525 *institution in Northern Nigeria*. Journal of Public Health and Epidemiology, 2011.
526 **3(2)**: p. 78-82.
- 527 2. Maitra, A. and C. Chikhani, *Patient satisfaction in an urban accident and emergency*
528 *department*. Br J Clin Pract, 1992. **46(3)**: p. 182-4.
- 529 3. Ofili, A. and C. Ofovwu, *Patients' assessment of efficiency of services at a teaching*
530 *hospital in a developing country*. Annals of African Medicine, 2005. **4(4)**: p. 150-153.
- 531 4. Oche, M. and H. Adamu, *Determinants of patient waiting time in the general*
532 *outpatient department of a tertiary health institution in north Western Nigeria*. Ann
533 Med Health Sci Res, 2013. **3(4)**: p. 588-92.
- 534 5. Thacher, T., *Outpatient waiting time in Jos University Teaching Hospital*. Highland
535 Medical Research Journal, 2005. **3(1)**: p. 36-42.
- 536 6. Colebunders, R., et al., *Assessment of the patient flow at the infectious diseases*
537 *institute out-patient clinic, Kampala, Uganda*. AIDS Care, 2007. **19(2)**: p. 149-51.
- 538 7. StatsSA, *General Household Survey 2015*. Statistical Release P0318, 2016.
- 539 8. Keeton, C., *Bridging the gap in South Africa*. Bull World Health Organ, 2010. **88(11)**:
540 p. 803-4.
- 541 9. Sokhela, D.G., et al., *Experiences of Fast Queue health care users in primary health*
542 *care facilities in eThekweni district, South Africa*. Curationis, 2013. **36(1)**: p. E1-8.
- 543 10. Sastry, A., et al., *Collaborative action research to reduce persistently long patient*
544 *wait times in two public clinics in Western Cape, South Africa*. The Lancet Global
545 Health, 2015. **3**.
- 546 11. Dahab, M., et al., *"That is why I stopped the ART": patients' & providers' perspectives*
547 *on barriers to and enablers of HIV treatment adherence in a South African workplace*
548 *programme*. BMC Public Health, 2008. **8**: p. 63.
- 549 12. Hardon, A.P., et al., *Hunger, waiting time and transport costs: time to confront*
550 *challenges to ART adherence in Africa*. AIDS Care, 2007. **19(5)**: p. 658-65.
- 551 13. Coetzee, D., et al., *Promoting adherence to antiretroviral therapy: the experience*
552 *from a primary care setting in Khayelitsha, South Africa*. AIDS, 2004. **18 Suppl 3**: p.
553 S27-31.
- 554 14. Campbell, C., et al., *A 'good hospital': nurse and patient perceptions of good clinical*
555 *care for HIV-positive people on antiretroviral treatment in rural Zimbabwe--a mixed-*
556 *methods qualitative study*. Int J Nurs Stud, 2011. **48(2)**: p. 175-83.
- 557 15. Long, L., et al., *The high cost of second-line antiretroviral therapy for HIV/AIDS in*
558 *South Africa*. AIDS, 2010. **24(6)**: p. 915-9.
- 559 16. National Department of Health South Africa, *National Core Standards for Health*
560 *Establishments in South Africa*. 2011.
- 561 17. National Department of Health South Africa, *Ideal Clinic Manual*. 2016.
- 562 18. South African National Aids Council, *South Africa HIV Epidemic, Response and*
563 *Policy Synthesis*. 2011: p. 1-72.
- 564 19. Mavuso, M.B., *Patient waiting time at a HIV Clinic in a Regional Hospital in*
565 *Swaziland*. Master of Public Health - University of the Western Cape, 2008.
- 566 20. Gupta, D. and B. Denton, *Appointment scheduling in health care: Challenges and*
567 *opportunities*. IIE Transactions, 2008. **40(9)**: p. 800-819.
- 568 21. National Department of Health South Africa and M.a.E.S.A. National Department of
569 Planning, *Operation Phakisa Ideal Clinic Realisation & Maintenance - Final Report*
570 *May 2015*. 2015.

Booked Appointments for HIV treatment

medRxiv preprint doi: <https://doi.org/10.1101/2022.06.30.22277110>; this version posted July 3, 2022. The copyright holder for this preprint (which was not certified by peer review) is the author/funder, who has granted medRxiv a license to display the preprint in perpetuity. It is made available under a [CC-BY-NC-ND 4.0 International license](#).

- 571 22. Sanne, I.M., et al., *Long term outcomes of antiretroviral therapy in a large HIV/AIDS*
572 *care clinic in urban South Africa: a prospective cohort study*. J Int AIDS Soc, 2009.
573 **12**: p. 38.
- 574 23. Fox, M.P., et al., *Cohort profile: the Themba Lethu Clinical Cohort, Johannesburg,*
575 *South Africa*. Int J Epidemiol, 2013. **42**(2): p. 430-9.
576