

## **Supplementary Materials**

### **PROVIDENCE THERAPEUTICS TEAM**

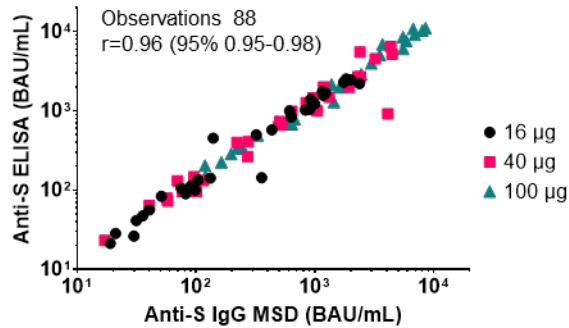
Nathalie Fabbri, Florian Gossart, Karitza Fuenmayor, Rajesh Krishnan, Aula Al Muslim, Richard Tran, Joseph Bteich, Aisha Yusuf, Priya Rajesh, Jordan Schwartz, Jared Davis

### **SUNNYBROOK RESEARCH INSTITUTE TEAM**

Nickett Donaldson, Crystal Bourne, and Rod Engeland

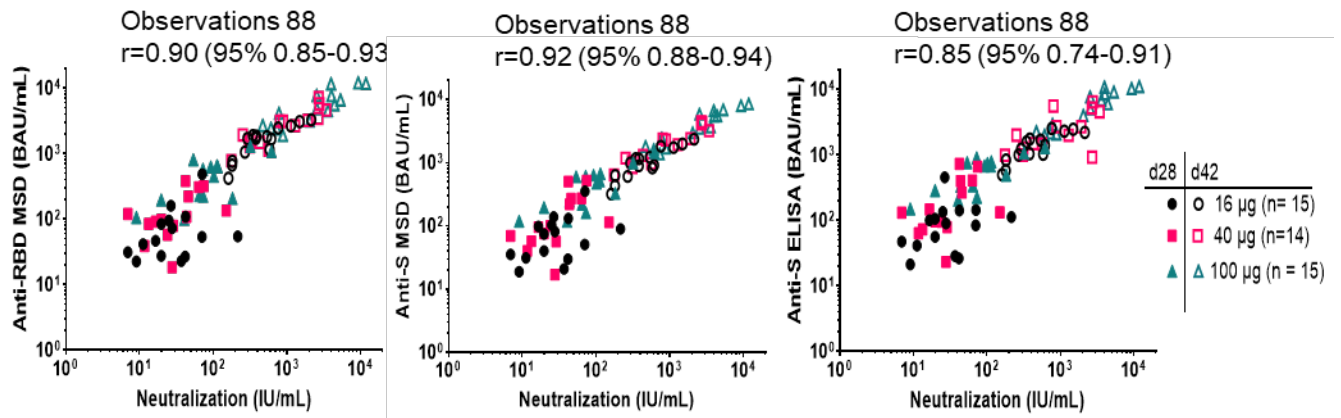
## SUPPLEMENTARY FIGURES

### Supplementary Figure 1. Correlation between ELISA and MSD assays for detection of anti-S antibodies

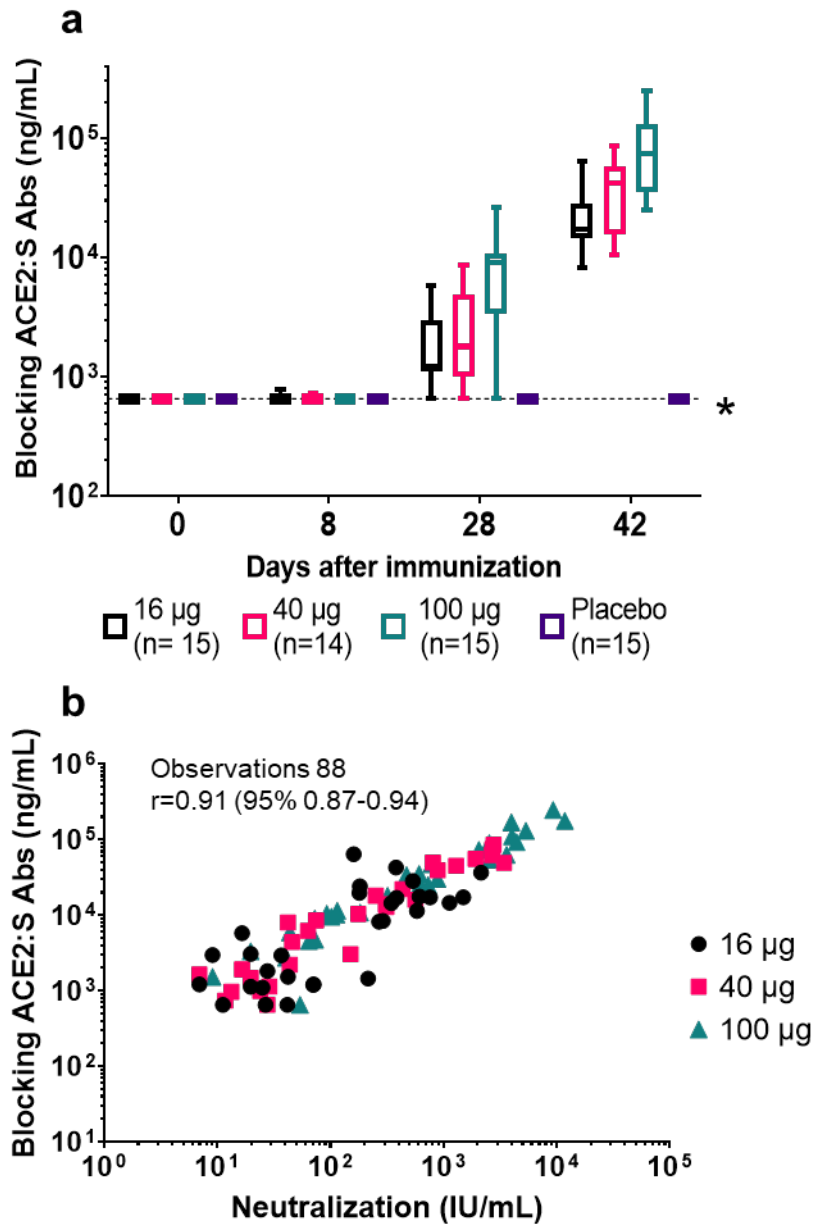


Detection of anti-S antibodies from participants vaccinated with PTX-COVID19 was determined by ELISA and multiplex MSD. Both determinations were calibrated with the WHO standard and results from both assays have a very good correlation ( $r=0.96$ ).

### Supplementary Figure 2. Correlation of anti-S IgG and neutralizing antibody response

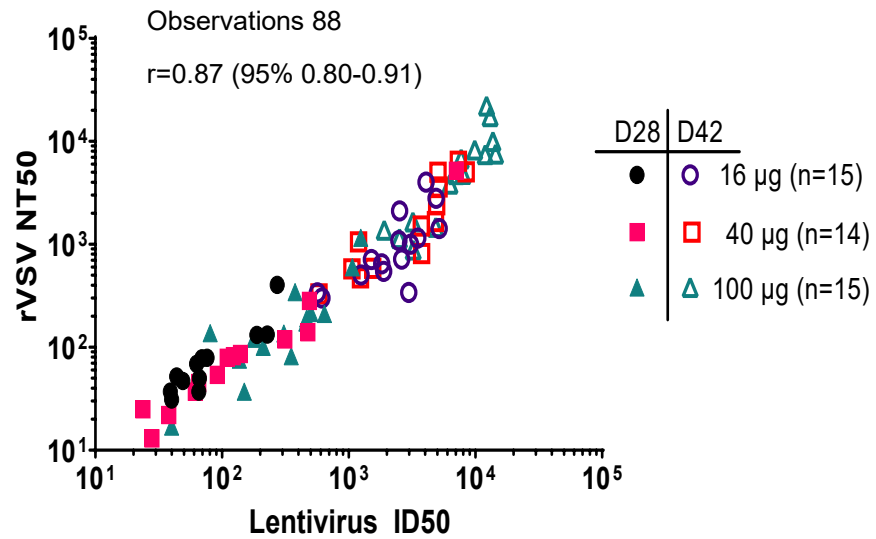


Supplementary Figure 3. Correlation of anti-Spike IgG and neutralizing antibody response



- A. Detection of neutralizing activity from the sera of participants vaccinated with PTX-COVID-19-B was determined by ACE2:S blocking assay. Neutralization activity was evident at day 28 after the first immunization and increased by day 42 in all cohorts.
- B. The neutralization activity determined by ACE2:S blocking assay correlates to the neutralization activity determined pVNA assay.

**Supplementary Figure 4. Correlation of pseudovirus neutralization assays, lentivirus vs. rVSV**



Detection of neutralization activity pVNA from participants vaccinated with PTX-COVID19 was determined by two methods, one method used rVSV expressing ancestral S protein and was performed at Nexelis; the second method used lentivirus expressing G614 S variant and was performed at Mount Sinai Hospital. Both assays have a very good correlation ( $r=0.87$ ).



## SUPPLEMENTARY TABLES

**Table 1. FDA Toxicity Grading Scale for Solicited Local and Systemic Reactions**

	Mild (Grade 1)	Moderate (Grade 2)	Severe (Grade 3)	Potentially Life Threatening (Grade 4)
<b>Local Reaction to Injectable Product</b>				
Pain	Does not interfere with activity	Repeated use of non-narcotic pain reliever > 24 hours or interferes with activity	Any use of narcotic pain reliever or prevents daily activity	Emergency room (ER) visit or hospitalization
Erythema/Redness <sup>a</sup>	2.5 - 5 cm	5.1 - 10 cm	> 10 cm	Necrosis or exfoliative dermatitis
Induration <sup>b</sup>	2.5 - 5 cm and does not interfere with activity	5.1 - 10 cm or interferes with activity	> 10 cm or prevents daily activity	Necrosis
Swelling <sup>b</sup>	2.5 - 5 cm and does not interfere with activity	5.1 - 10 cm or interferes with activity	> 10 cm or prevents daily activity	Necrosis
<b>Systemic (General)</b>				
Fever <sup>c</sup> (°C) (°F)	38.0 – 38.4 100.4 – 101.1	38.5 – 38.9 101.2 – 102.0	39.0 – 40 102.1 – 104	> 40 > 104
Nausea	No interference with activity or 1 – 2 episodes/24 hours	Some interference with activity or > 2 episodes/24 hours	Prevents daily activity, requires outpatient IV hydration	ER visit or hospitalization for hypotensive shock
Headache	No interference with activity	Repeated use of nonnarcotic pain reliever > 24 hours or some interference with activity	Significant; any use of narcotic pain reliever or prevents daily activity	ER visit or hospitalization
Fatigue	No interference with activity	Some interference with activity	Significant; prevents daily activity	ER visit or hospitalization
Muscle pain	No interference with activity	Some interference with activity	Significant; prevents daily activity	ER visit or hospitalization
Joint pain	No interference with activity	Some interference with activity	Significant; prevents daily activity	ER visit or hospitalization
Chills	No interference with activity	Some interference with activity	Significant; prevents daily activity	ER visit or hospitalization
Feverish	No interference with activity	Some interference with activity	Significant; prevents daily activity	ER visit or hospitalization
Rash (not at injection site)	No interference with activity	Some interference with activity	Significant; prevents daily activity	ER visit or hospitalization

<sup>a</sup> In addition to grading the measured local reaction at the greatest single diameter, the measurement should be recorded as a continuous variable.

<sup>b</sup> Induration/Swelling should be evaluated and graded using the functional scale as well as the actual measurement.

<sup>c</sup> Oral temperature; no recent hot or cold beverages or smoking.

The intensity of a solicited adverse event was graded according to the FDA Guidance for Industry: Toxicity Grading Scale for Healthy Adult and Adolescent Volunteers Enrolled in Preventive Vaccine Clinical Trials (September 2007). The grading scale comprises 4 levels: mild (Grade 1), moderate (Grade 2), severe (Grade 3), and potentially life-threatening (Grade 4). The scale was adapted for the protocol.

Reference: Food and Drug Administration. Guidance for industry: Toxicity grading scale for healthy adult and adolescent volunteers enrolled in preventive vaccine clinical trials. US Department of Health and Human Services, Food and Drug Administration, Center for Biologics Evaluation and Research. September 2007.

<https://www.fda.gov/media/73679/download>

**Table 2. DAIDS Adverse Events Intensity Assessment**

<b>Grade</b>	<b>Intensity</b>	<b>Definition</b>
Grade 1	Mild	Symptoms causing no or minimal interference with usual social and functional activities with intervention not indicated.
Grade 2	Moderate	Symptoms causing greater than minimal interference with usual social and functional activities with intervention indicated.
Grade 3	Severe	Symptoms causing inability to perform usual social and functional activities with intervention or hospitalization indicated.
Grade 4	Potentially Life-Threatening	Symptoms causing inability to perform basic self-care functions with intervention indicated to prevent permanent impairment, persistent disability, or death.
Grade 5		Any adverse event where the outcome is death

For those adverse events that are not covered in the FDA Guidance for Industry (see Table 1) the rating scale from DAIDS (Table for Grading the Severity of Adult and Pediatric Adverse Events, Version 2.1) was used.

Reference: Division of AIDS (DAIDS) Table for Grading the Severity of Adult and Pediatric Adverse Events.

Corrected Version 2.1. Division of AIDS, National Institute of Allergy and Infectious Diseases, National Institutes of Health, US Department of Health and Human Services. July 2017.

<https://rsc.niaid.nih.gov/sites/default/files/daidsgradingcorrectedv21.pdf>