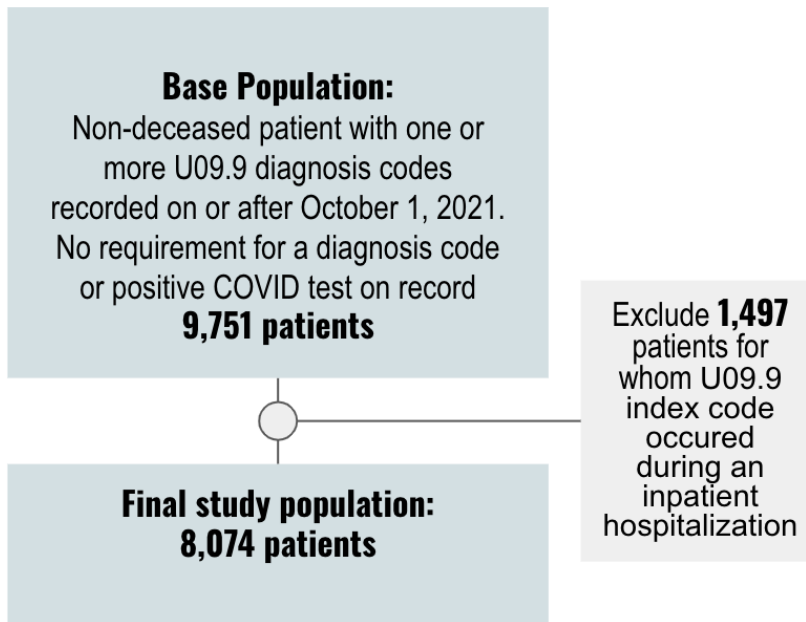


Supplemental Material

Supplemental Figure 1. Consort diagram illustrating cohort selection.



Supplemental Figure 2. Age-based clusters of co-occurring diagnoses.

a. Clusters for patients < 21 years of age

Neurological Cluster

Cardiopulmonary Cluster

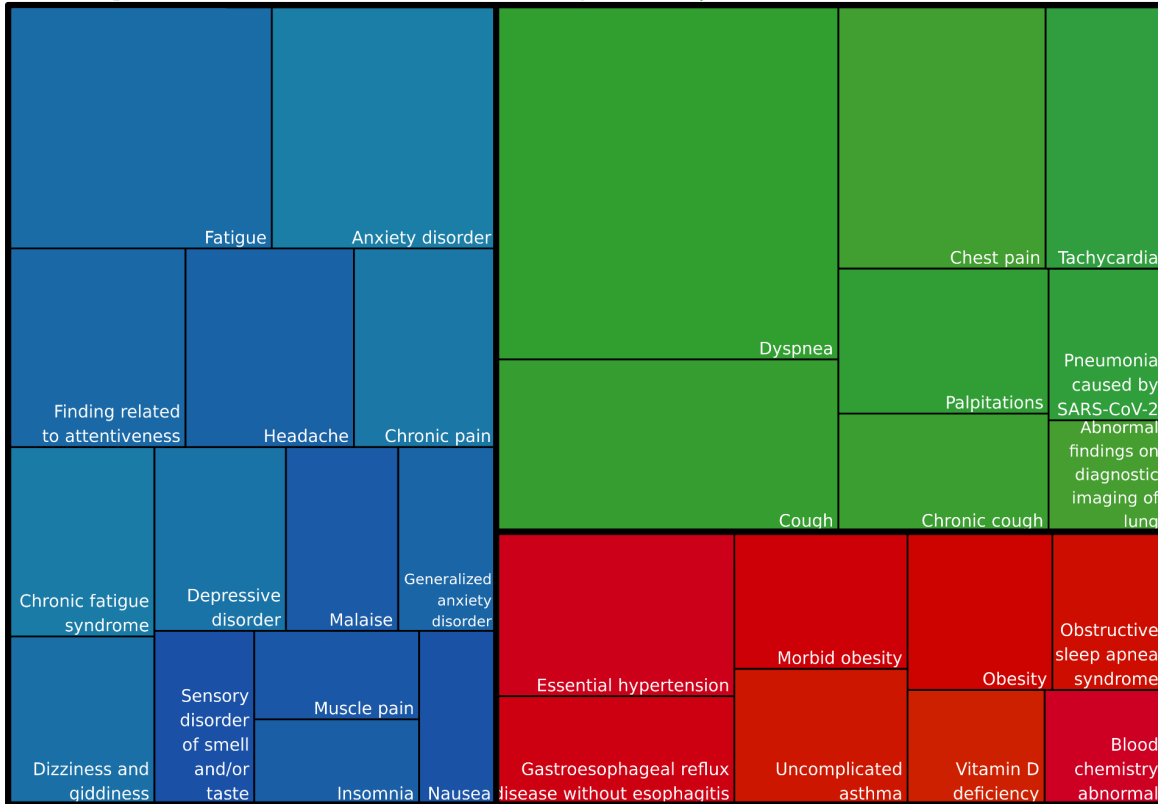
Fatigue			Headache		Dyspnea		Allergic rhinitis	Palpitations	Uncomplicated asthma
Chronic pain		Chronic fatigue syndrome	Sensory disorder of smell and/or taste		Chest pain		Tachycardia	Multisystem inflammatory syndrome (MIS)	Electrocardiogram abnormal
Malaise		Finding related to attentiveness	Post-viral disorder		Anxiety disorder		Chronic cough	Abdominal pain	Fever
Dizziness and giddiness		Nausea	Muscle pain		Acute pharyngitis		Viral disease	Constipation	
									Mild intermittent asthma

Chronic Pulmonary Cluster

b. Clusters for patients aged 21-45 years

Neurological Cluster

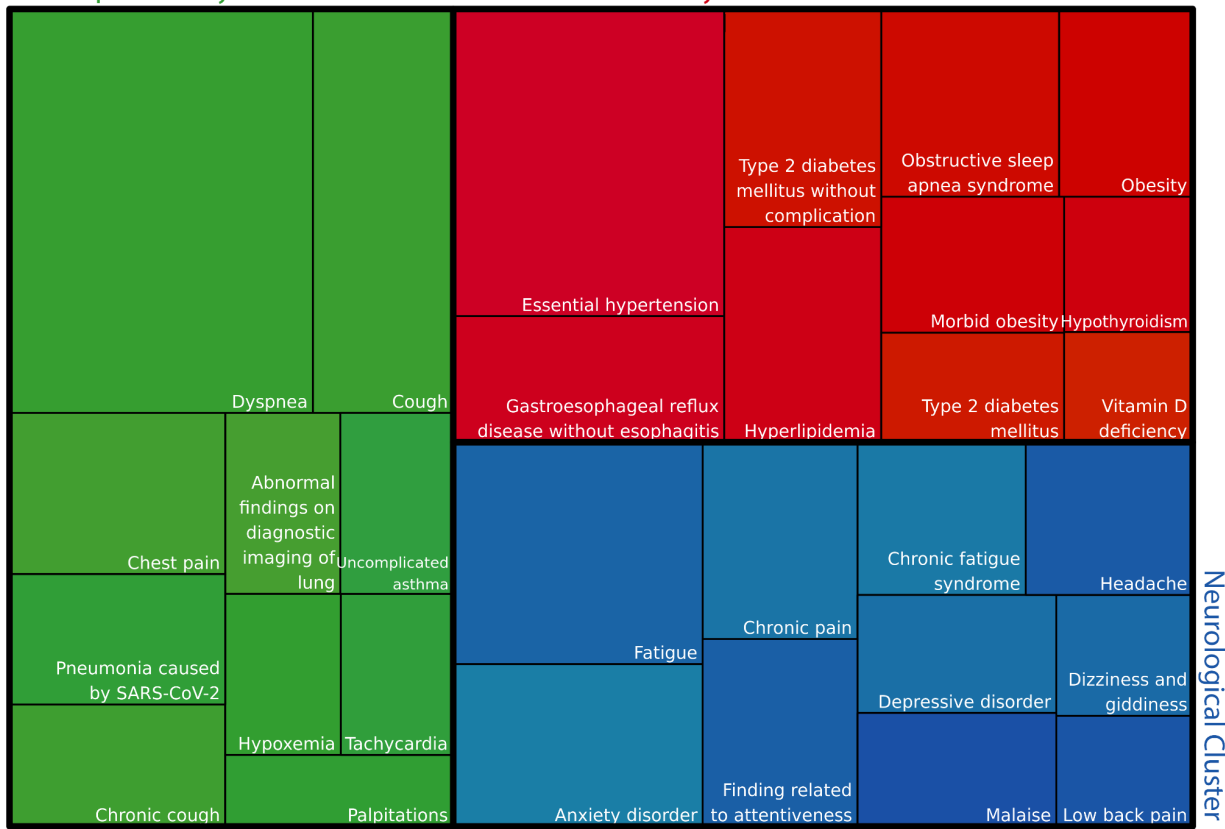
Cardiopulmonary Cluster



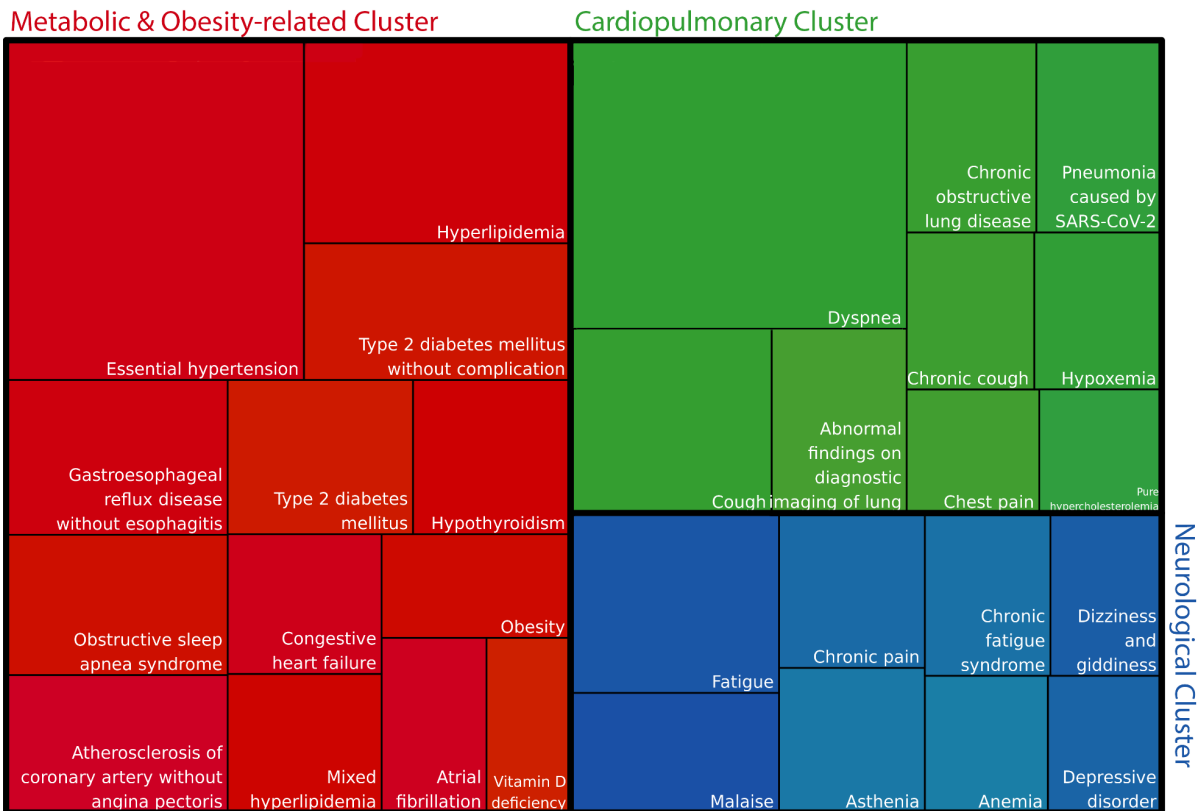
c. Clusters for patients aged 46-65 years

Cardiopulmonary Cluster

Metabolic & Obesity-related Cluster



d. Clusters for patients aged >65



Supplemental Table 1. All conditions co-occurring with U09.9 within the analysis window. At the group level, counts represent unique condition-patient pairs, not unique patients.

<i>Group</i>	<i>Condition</i>	<i>Patient Counts</i>
Respiratory	Dyspnea	2,646
	Cough	1,219
	Obstructive sleep apnea syndrome	614
	Chronic cough	569
	Pneumonia caused by SARS-CoV-2	528
	Uncomplicated asthma	443
	Abnormal findings on diagnostic imaging of lung	424
	Hypoxemia	359
	Abnormal breathing	269
	Acute hypoxemic respiratory failure	245
	Disorder of lung	243
	Chronic obstructive lung disease	240
	Dependence on supplemental oxygen	231
	Pulmonary embolism	207
	Chronic hypoxemic respiratory failure	185
	Acute upper respiratory infection	184
	Uncomplicated moderate persistent asthma	168
	Interstitial lung disease	167
	Mild intermittent asthma	163
	Fibrosis of lung	133
	Solitary nodule of lung	119
	Asthma	108
	Wheezing	103
	Uncomplicated mild persistent asthma	99
	Bronchitis	94
	Respiratory failure	93
	Acute respiratory distress syndrome	84

	Pulmonary function studies abnormal	77
	Pleural effusion	77
	Pulmonary emphysema	69
	Pulmonary hypertension	64
	Acute bronchitis	62
	Pleuritic pain	58
	Bronchiectasis	53
	Atelectasis	50
	Idiopathic sleep related non-obstructive alveolar hypoventilation	48
	Post-inflammatory pulmonary fibrosis	47
	Uncomplicated severe persistent asthma	42
	Exacerbation of intermittent asthma	41
	Acute exacerbation of asthma	40
	Hypoxemic respiratory failure	37
	Acute exacerbation of chronic obstructive airways disease	36
	Centriacinar emphysema	35
	Pleurisy	31
	Chronic bronchitis	30
	Acute exacerbation of moderate persistent asthma	30
	Acute on chronic hypoxemic respiratory failure	29
	Acute respiratory failure	28
	Acute bronchospasm	28
	Transplanted lung present	26
	Exercise induced bronchospasm	26
	Primary malignant neoplasm of respiratory tract	25
	Apnea	25
	Sarcoidosis	24
	Pneumothorax	23
	Hemoptysis	22
	Blood gases abnormal	21
Respiratory Total		11,141
Neuropsychiatric	Anxiety disorder	902
	Finding related to attentiveness	622
	Headache	601
	Depressive disorder	494
	Dizziness and giddiness	448
	Generalized anxiety disorder	286
	Insomnia	279
	Migraine	179
	Major depression, single episode	166
	Polyneuropathy	159
	Amnesia	158
	Paresthesia	151
	Migraine without aura	134
	Nervous system symptoms	124
	Moderate recurrent major depression	113
	Loss of consciousness	103
	Posttraumatic stress disorder	100
	Visual disturbance	93
	Polyneuropathy due to type 2 diabetes mellitus	84
	Disorder of nervous system due to T2D mellitus	84
	Neurosis	80
	Cognitive communication disorder	78
	Tremor	77
	Anxiety state	77
	Migraine with aura	67
	Critical illness myopathy	64
	Adjustment disorder with mixed anxiety/depressed mood	61
	Panic disorder without agoraphobia	60
	Disorder of brain	60
	Attention deficit hyperactivity disorder	59
	Restless legs	55
	Orthostatic hypotension	54
	Dysthymia	52
	Minimal cognitive impairment	49
	Mild recurrent major depression	48
	Adjustment disorder	48
	Severe recurrent major depression w/o psychotic features	47
	Organic mental disorder	47

Carpal tunnel syndrome	46
Cerebral infarction	44
Acute stress disorder	43
Status migrainosus	42
Neuralgia	42
ADHD, predominantly inattentive type	41
Adjustment disorder with depressed mood	41
Seizure	40
Disorientated	40
Chronic intractable migraine without aura	40
Mood disorder	39
Disorder of autonomic nervous system	39
Childhood emotional disorder	39
Moderate major depression, single episode	35
Skin sensation disturbance	34
Recurrent major depression	33
Bipolar disorder	32
Adjustment disorder with anxious mood	31
Headache disorder	30
Altered sensation of skin	28
Altered mental status	28
Recurrent major depression in partial remission	27
Epilepsy	26
New daily persistent headache	25
Multiple sclerosis	24
Imaging of brain abnormal	24
Neurogenic claudication	22
Impaired cognition	22
Foot-drop	22
Benign paroxysmal positional vertigo	22
Tension-type headache	21
Lesion of ulnar nerve	21
Essential tremor	21
Chronic post-traumatic stress disorder	21
Cervico-occipital neuralgia	21
Neuropathy	20
Emotional state finding	20
Critical illness polyneuropathy	20
Attention deficit hyperactivity disorder, combined type	20
Neuropsychiatric Total	7,549
Metabolic	1,595
Essential hypertension	1,595
Hyperlipidemia	679
Type 2 diabetes mellitus without complication	600
Obesity	517
Morbid obesity	468
Type 2 diabetes mellitus	392
Hypothyroidism	358
Vitamin D deficiency	328
Mixed hyperlipidemia	261
Hyperglycemia due to type 2 diabetes mellitus	231
Pure hypercholesterolemia	185
Prediabetes	185
Hypokalemia	132
Vitamin B deficiency	108
Complication due to diabetes mellitus	92
Hyperglycemia	84
Hypo-osmolality and or hyponatremia	79
Acquired hypothyroidism	78
Non-toxic uninodular goiter	64
Pure hyperglyceridemia	60
Hypomagnesemia	60
Impaired fasting glycemia	55
Benign essential hypertension	53
Hyperkalemia	47
Blood glucose abnormal	46
Abnormal glucose level	46
Autoimmune thyroiditis	42
Postoperative hypothyroidism	31
Acidosis	29
Hypercalcemia	27

	Non-toxic multinodular goiter	26
	Abnormal level of blood mineral	26
	Hypertensive heart disease w/o congestive heart failure	25
	Disorder of thyroid gland	23
	Hypoglycemia	20
Metabolic Total		7,052
Musculoskeletal	Chronic pain	647
	Low back pain	289
	Muscle pain	271
	Joint pain	210
	Neck pain	179
	Shoulder joint pain	154
	Osteoarthritis	145
	Backache	141
	Fibromyalgia	133
	Musculoskeletal finding	132
	Osteoarthritis of knee	129
	Pain in right knee	125
	Pain in left knee	120
	Hip pain	115
	Muscle weakness	98
	Pain	94
	Disorder of soft tissue	94
	Disorder of bone	93
	Pain in right lower limb	86
	Chronic pain syndrome	83
	Pain in left lower limb	76
	Disorder of muscle	75
	Lumbago with sciatica	74
	Spasm	69
	Osteoporosis	67
	Lumbar radiculopathy	62
	Pain in thoracic spine	61
	Lumbar spondylosis	61
	Pain in left foot	60
	Degeneration of lumbar intervertebral disc	59
	Arthralgia of the ankle and/or foot	53
	Pain in right foot	50
	Spinal stenosis of lumbar region	47
	Disorder of sacrococcygeal spine	45
	Osteoarthritis of hip	43
	Cervical spondylosis without myelopathy	40
	Knee pain	38
	Sciatica	36
	Cervical radiculopathy	36
	Localized, primary osteoarthritis of the shoulder region	32
	Localized swelling, mass and lump, lower limb	30
	Degeneration of cervical intervertebral disc	29
	Traumatic AND/OR non-traumatic injury	28
	Wrist joint pain	27
	Generalized aches and pains	26
	Spinal stenosis in cervical region	25
	Plantar fascial fibromatosis	25
	Pain in right hand	25
	Hand pain	25
	Persistent pain following procedure	24
	Nontraumatic rotator cuff tear	24
	Muscle strain	24
	Pain in limb	23
	Pain in left arm	23
	Localized, primary osteoarthritis of the hand	23
	Knee joint effusion	23
	Scoliosis deformity of spine	21
	Pain in right arm	21
	Elbow joint pain	21
	Lymphedema	20
	Lumbosacral spondylosis without myelopathy	20
Musculoskeletal Total		4,929
Cardiac	Chest pain	863
	Tachycardia	460

	Palpitations	439
	Atherosclerosis of coronary artery without angina pectoris	282
	Electrocardiogram abnormal	201
	Congestive heart failure	198
	Cardiac arrhythmia	164
	Atrial fibrillation	153
	Cardiomegaly	123
	Heart failure	115
	Paroxysmal atrial fibrillation	113
	Hypertensive heart failure	108
	Bradycardia	96
	Chronic diastolic heart failure	84
	Ventricular premature complex	72
	Supraventricular tachycardia	71
	Familial dysautonomia	64
	Old myocardial infarction	57
	Chronic systolic heart failure	53
	Chronic congestive heart failure	52
	Diastolic heart failure	51
	Hypertensive heart and renal disease with CHF	49
	Heart disease	46
	Coronary artery graft present	46
	Cardiomyopathy	46
	Abnormal diagnostic imaging heart+coronary circulat	45
	Atrial premature complex	44
	Systolic heart failure	43
	Precordial pain	41
	Non-rheumatic mitral valve stenosis with regurgitation	40
	Heart murmur	38
	Aortocoronary bypass graft present	38
	Angina pectoris	34
	Right bundle branch block	32
	Angina co-occurrent and due to coronary arteriosclerosis	31
	Atherosclerosis of aorta	30
	Ventricular tachycardia	29
	Chest pain on breathing	29
	Rheumatic tricuspid valve regurgitation	27
	Generalized ischemic myocardial dysfunction	27
	Abnormal results of cardiovascular function studies	27
	Atrial flutter	24
	Non-rheumatic mitral valve disease	22
	First degree atrioventricular block	22
	Acute non-ST segment elevation myocardial infarction	22
	Persistent atrial fibrillation	21
	Atrial septal defect	21
	Tricuspid incompetence, non-rheumatic	20
	Transplanted heart valve present	20
	Pericardial effusion - noninflammatory	20
	Coronary atherosclerosis	20
	Coronary arteriosclerosis	20
Cardiac Total		4,793
General	Fatigue	1,265
	Chronic fatigue syndrome	581
	Malaise	512
	Asthenia	318
	Reduced mobility	194
	Dependence on enabling machine or device	149
	Fever	142
	Localized edema	137
	Edema	83
	Low blood pressure	73
	Dehydration	51
	Difficulty walking	48
	Loss of appetite	42
	Generalized hyperhidrosis	40
	Chill	33
	Unsteady when standing	30
	Moderate protein-calorie malnutrition (weight for age 60-74% of standard)	24
	Hypervolemia	23

	Generalized enlarged lymph nodes	22
	General symptom	22
	Multisystem inflammatory syndrome (MIS)	21
	Flushing	20
	Falls	20
General Total		3,850
Gastroenterologic	Gastroesophageal reflux disease without esophagitis	698
	Nausea	214
	Diarrhea	213
	Abdominal pain	189
	Constipation	179
	Nausea and vomiting	120
	Steatosis of liver	104
	Epigastric pain	98
	Gastroesophageal reflux disease	82
	Generalized abdominal pain	65
	Abdominal distension, gaseous	63
	Disorder of intestine	61
	Diaphragmatic hernia	58
	Irritable bowel syndrome	52
	Gastro-esophageal reflux disease with esophagitis	50
	Hemorrhoids	46
	Gallstone	45
	Right upper quadrant pain	44
	Melena	42
	Polyp of colon	39
	Diverticulosis of large intestine without diverticulitis	39
	Right lower quadrant pain	38
	Disease of liver	36
	Hemorrhage of rectum and anus	34
	Vomiting	33
	Left lower quadrant pain	32
	Liver function tests abnormal	31
	Gastritis	30
	Umbilical hernia	27
	Heartburn	27
	Digestive system finding	26
	Diverticular disease	25
	Stool finding	24
	Disorder of upper gastrointestinal tract	24
	Gastrostomy present	23
	Incontinence of feces	22
	Gastroparesis syndrome	21
	Crohn's disease	21
	Cirrhosis of liver	21
	Lower abdominal pain	20
	Irritable bowel syndrome with diarrhea	20
	Gastrointestinal hemorrhage	20
	Barrett's esophagus	20
Gastroenterologic Total		3,076
ENT	Sensory disorder of smell and/or taste	319
	Allergic rhinitis	191
	Nasal congestion	167
	Acute pharyngitis	159
	Disorder of nasal cavity	134
	Dysphagia	131
	Chronic sinusitis	129
	Snoring	126
	Dysphonia	98
	Chronic rhinitis	83
	Acute sinusitis	82
	Posterior rhinorrhea	76
	Taste sense altered	75
	Loss of sense of smell	71
	Seasonal allergic rhinitis	67
	Acute maxillary sinusitis	65
	Allergic disposition	64

	Allergic rhinitis due to pollen	61
	Impacted cerumen	48
	Disorder of vocal cord	48
	Bilateral tinnitus	48
	Tinnitus	47
	Otalgia	45
	Eustachian tube disorder	41
	Tracheostomy present	40
	Deviated nasal septum	40
	Parosmia	39
	Disorder of ear	37
	Sensorineural hearing loss, bilateral	36
	Oropharyngeal dysphagia	35
	Hearing loss	35
	Candidiasis of mouth	35
	Bleeding from nose	29
	Xerostomia	24
	Otitis media	22
ENT Total		2,747
Infectious	Viral disease	248
	Post-viral disorder	222
	Pneumonia	216
	Postviral fatigue syndrome	198
	Urinary tract infectious disease	107
	Acute lower respiratory tract infection	65
	Bacterial infectious disease	64
	Disease due to Coronaviridae	58
	Viral pneumonia	52
	Sepsis	47
	Candidiasis	32
	Human immunodeficiency virus infection	31
	Tietze's disease	30
	Bacteremia	28
	Infection due to Escherichia coli	21
Infectious Total		1,419
Renal	Chronic kidney disease due to hypertension	125
	Dysuria	124
	Acute renal failure syndrome	124
	Chronic kidney disease due to type 2 diabetes mellitus	120
	Finding of frequency of urination	93
	Chronic kidney disease stage 3	92
	Chronic kidney disease	85
	Kidney stone	63
	Chronic kidney disease stage 3A	60
	Chronic kidney disease stage 3B	57
	End-stage renal disease	54
	Renal disorder due to type 2 diabetes mellitus	49
	Acute cystitis	46
	Hematuria syndrome	43
	Abnormal urine	41
	Proteinuria	39
	Transplanted kidney present	37
	Chronic kidney disease stage 2	37
	Chronic kidney disease stage 4	31
	Hypertensive renal failure	20
Renal Total		1,340
Behavioral	Sexually active	365
	Sexually active with men	244
	Nicotine dependence	183
	Currently not sexually active	141
	Sexually active with women	119
	Uses contraception	71
	Uses contraceptive sheath	41
	Finding relating to drug misuse behavior	39
	Alcohol abuse	27
	Alcohol dependence	22
Behavioral Total		1,252
Miscellaneous	Blood chemistry abnormal	290
	Postoperative state	177
	General finding of observation of patient	154

	Disorder of body system	133
	Anesthesia of skin	109
	Acquired absence of organ	105
	Radiology result abnormal	82
	Localized enlarged lymph nodes	60
	Clinical finding	51
	Finding reported by subject or history provider	23
	C-reactive protein abnormal	21
	Acute disease	21
Miscellaneous Total		1,226
Urologic/Gynecologic	Benign prostatic hyperplasia	57
	Noninflammatory disorder of the vagina	55
	Urogenital finding	53
	Pain in pelvis	52
	Benign prostatic hypertrophy with outflow obstruction	48
	Retention of urine	46
	Erectile dysfunction	45
	Menopausal syndrome	43
	Abnormal findings on diagnostic imaging of breast	43
	Disorder of kidney and/or ureter	40
	Menopause present	36
	Finding related to pregnancy	35
	Urgent desire to urinate	34
	Pain of breast	34
	Irregular periods	34
	Genitourinary tract hemorrhage	34
	Urinary incontinence	32
	Primary malignant neoplasm of female breast	31
	High risk pregnancy	31
	Acute vaginitis	30
	Testicular hypofunction	29
	Raised prostate specific antigen	29
	Disorder of pregnancy	29
	Primary malignant neoplasm of prostate	27
	Candida infection of genital region	27
	Nocturia	26
	Excessive and frequent menstruation	26
	Dysmenorrhea	26
	Cyst of ovary	26
	Female stress incontinence	23
	Breast lump	23
	Third trimester pregnancy	22
	Complication occurring during pregnancy	22
	Frank hematuria	21
	Mixed urinary incontinence	20
Urologic/Gynecologic Total		1,189
Hematologic	Anemia	249
	Iron deficiency anemia	155
	Leukocytosis	85
	Immunodeficiency disorder	80
	Iron deficiency	69
	Coag./bleeding tests abnormal	52
	Thrombocytopenic disorder	51
	Iron deficiency anemia due to blood loss	39
	Drug-induced immunodeficiency	37
	Anemia in chronic kidney disease	37
	Acute posthemorrhagic anemia	29
	Hypogammaglobulinemia	26
	B-cell chronic lymphocytic leukemia	24
	Anemia of chronic disease	21
Hematologic Total		954
Dermatologic	Non-scarring alopecia	108
	Eruption	98
	Inflammatory dermatosis	70
	Senile hyperkeratosis	52
	Actinic keratosis	43
	Melanocytic nevus	42
	Pruritic rash	41
	Acne	41
	Psoriasis	31

	Onychomycosis due to dermatophyte	31
	Hyperpigmentation of skin	31
	Urticaria	28
	Skin finding	26
	Alopecia	25
	Neoplasm of uncertain behavior of skin	24
	Localized infection of skin AND/OR subcutaneous tissue	23
	Rosacea	22
	Pressure ulcer of sacral region	22
	Hemangioma of skin and subcutaneous tissue	22
	Melanocytic nevus of trunk	21
	Hypertrophic condition of skin	21
	Hair follicle disorder	21
Dermatologic Total		843
Sleep	Sleep disorder	130
	Sleep apnea	101
	Hypersomnia	71
	Primary insomnia	46
	Psychophysiologic insomnia	34
	Drowsy	23
Sleep Total		405
Vascular	Embolism from thrombosis of vein of lower extremity	76
	Peripheral circulatory disorder due to type 2 diabetes mellitus	52
	Peripheral vascular disease	41
	Peripheral venous insufficiency	39
	Acute deep vein thrombosis of lower limb	34
	Disorder of vein of lower extremity	26
	Abnormality of systemic vein	26
	Thoracic aortic aneurysm without rupture	25
	Acute deep venous thrombosis of femoral vein	23
	Non-rheumatic aortic sclerosis	22
Vascular Total		364
ophthalmologic	Tear film insufficiency	68
	Presbyopia	55
	Myopia	41
	Nuclear senile cataract	34
	Regular astigmatism	30
	Finding of vision of eye	23
	Hypermetropia	22
	Blindness AND/OR vision impairment level	21
Ophthalmologic Total		294
Rheumatologic	Rheumatoid arthritis	70
	Gout	48
	Seropositive rheumatoid arthritis	40
	Systemic lupus erythematosus	38
	Raynaud's disease	25
	Sjögren's syndrome	24
Rheumatologic Total		245

Supplemental Methods

Community Detection in Diagnosis Analysis

To determine conditions and symptoms that were more likely to co-occur with each other in our sample cohort than at random, we conducted a network analysis of a weighted network with nodes representing individual diagnoses, edges between nodes representing co-occurrence, and edge weights corresponding to the count of patients with both conditions. We employed three community detection algorithms: the Girvan-Newman algorithm, the Walktrap algorithm, and the Louvain algorithm. The Girvan-Newman algorithm is a hierarchical approach based on edge betweenness. Edges with high betweenness usually bridge densely connected clusters, and this algorithm detects and deletes edges with high betweenness in order to detect latent structures, assigns communities accordingly, and iteratively partitions within those communities. The Walktrap algorithm is based on the computation of a transition matrix with each element

denoting the probability of one node traversing to another, and then simulating “random walks” for an n number of steps in an iterative process. Nodes are assigned to a community based on the community assignment of their neighbors within the given n distance. The Louvain algorithm iteratively uses modularity to optimize partitions, by first determining initial assignments by exchanging nodes between communities until the optimal modularity is reached, and repeating this iterative process treating the produced communities as nodes, with ties between communities. In the case of our co-occurrence network, the Louvain algorithm outperformed the Walktrap and Girvin-Newman algorithms. The Girvin-Newman algorithm may have been penalized for its choice of betweenness as a selection criterion, due to the presence of multiple edges connecting communities in this dense network. The Walktrap algorithm operates bottom-up, and is not as vulnerable to initial hierarchical partitioning that the Girvin-Newman algorithm is, but tended to categorize small communities that were connected to a central cluster via weaker links, as separate communities, effectively producing smaller, less well-separated clusters. The Louvain algorithm grouped these smaller fragmented clusters along with nearby large clusters, both improving modularity and interpretability of our final communities.

Network Stability

We assessed the stability of the co-occurrence network using the quadratic assignment procedure (QAP). The QAP is a resampling-based method (similar to the bootstrap) that measures the correlation between two network matrices and calculates standard errors for associations. For our analysis, we use QAP to provide a statistical assessment of network similarity between the full network and a re-sampled subset of networks (75%, 50%, 25%, and 5% subsamples of patients in the original network). The resulting subsampled network correlation values against the full network were: 0.73 (5% network against the full network), 0.80 (25% network against the full network), 0.81 (50% network against the full network), and 0.81 (75% network against the full network). The results of the QAP analysis were statistically significant at an $\alpha = 0.05$, indicating high network stability.

Age-Stratified Condition Co-occurrence Networks

For further subgroup analyses of our co-occurrence network, we presented clusters detected within age-stratified condition networks (age groups <21, 21-45, 46-55, 56-65, 65+; see Supplemental Figure 1 for results). In order to determine whether the differences in communities detected across age-stratified cohorts may be attributed to a true difference in prevalence for selected conditions across cohorts, we conducted a Pearson’s chi-square test of independence. Specifically, we examined the statistical significance ($\alpha = 0.05$) of the difference across age-groups in the prevalence for each condition that is prevalent in at least one age cohort (a total of 52 conditions). Although the observed value for the age-stratified prevalence of a few conditions was < 5 , the expected value in each cell was > 5 across all conditions, allowing us to use the chi-square test instead of an exact test of independence that accounts for issues associated with small cell sizes. Of the 52 conditions present in all cohorts, the difference in prevalence was statistically significant for all 52 conditions ($p < 0.05$).