

1 **Open label phase I/II clinical trial and predicted efficacy of SARS-CoV-2 RBD protein**  
2 **vaccines SOBERANA 02 and SOBERANA Plus in children**

3

4 Authors: Rinaldo Puga-Gómez<sup>1,2</sup>, Yariset Ricardo-Delgado<sup>1</sup>, Chaumey Rojas-Iriarte<sup>3</sup>, Leyanis  
5 Céspedes-Henriquez<sup>4</sup>, Misleidys Piedra-Bello<sup>1</sup>, Dania Vega-Mendoza<sup>1</sup>, Noelvia Pestana  
6 Pérez<sup>1</sup>, Beatriz Paredes-Moreno<sup>5</sup>, Meiby Rodríguez-González<sup>5</sup>, Carmen Valenzuela-Silva<sup>6</sup>,  
7 Belinda Sánchez-Ramírez<sup>7</sup>, Laura Rodríguez-Noda<sup>5</sup>, Rocmira Pérez-Nicado<sup>5</sup>, Raul González-  
8 Mugica<sup>5</sup>, Tays Hernández-García<sup>7</sup>, Talía Fundora-Barrios<sup>7</sup>, Martha Dubet Echevarría<sup>8</sup>, Juliet  
9 María Enriquez-Puertas<sup>8</sup>, Yenicet Infante Hernández<sup>8</sup>, Ariel Palenzuela-Díaz<sup>9</sup>, Evelyn Gato-  
10 Orozco<sup>9</sup>; Yanet Chappi-Estévez<sup>10</sup>, Julio Cesar Francisco-Pérez<sup>11</sup>, Miladi Suarez Martinez<sup>4</sup>.  
11 Ismavy C. Castillo-Quintana<sup>5</sup>, Sonsire Fernandez-Castillo<sup>5</sup>, Yanet Climent-Ruiz<sup>5</sup>, Darielys  
12 Santana-Mederos<sup>5</sup>, Yanelda García-Vega<sup>7</sup>, María Eugenia Toledo-Romani<sup>12</sup>, Yury Valdés-  
13 Balbín<sup>5</sup>, Dagmar García-Rivera<sup>5\*</sup>, Vicente Vérez-Bencomo<sup>5\*</sup> and SOBERANA Research  
14 Group.

- 15 1. “Juan Manuel Marquez” Pediatric Hospital, Av. 31, Marianao, Havana 11400, Cuba  
16 2. Central Clinic “Cira García”. St. 20, # 4101, Miramar, Playa, La Habana 11300, Cuba  
17 3. Policlinic “5 de Septiembre”; Av. 7th, Santa Fé, Playa, La Habana, 11600, Cuba  
18 4. Policlinic “Carlos J. Finlay”; Av, 51 and 124, Marianao, La Habana 11400, Cuba  
19 5. Finlay Vaccine Institute. Av. 21 #19810, Atabey, Playa, Havana 11600, Cuba  
20 6. Cybernetics, Mathematics and Physics Institute. 15th Street #55, Vedado, Plaza de la  
21 Revolución, La Habana 10400, Cuba.  
22 7. Centre of Molecular Immunology. Av 15th. and 216 Street, Siboney, Playa, Havana  
23 11600, Cuba.  
24 8. National Civil Defense Research Laboratory. San José de Las Lajas, Mayabeque  
25 32700, Cuba  
26 9. Centre for Immunoassays. 134 St and 25, Cubanacán, Playa, La Habana, 11600 Cuba  
27 10. National Clinical Trials Coordinating Center. Av. 5<sup>th</sup> and 62 Street, Miramar, Playa,  
28 Havana 11300, Cuba.  
29 11. Pediatric Hospital “Borrás-Marfán”. St. 17 #. 801, Vedado, La Habana, 10400. Cuba  
30 12. “Pedro Kouri” Tropical Medicine Institute. Av “Novia del Mediodía”, Kv 6 1/2, La  
31 Lisa, Habana, 11400, Cuba

32

33 Soberana Research Group:

34 María Elena Mesa-Herrera<sup>1</sup>, Yarmila García-Cristiá<sup>1</sup>, Leonor Verdecia-Sánchez<sup>1</sup>, Misleidys  
35 Piedra-Bello<sup>1</sup>, Dania Vega-Mendoza<sup>1</sup>, Rafael del Valle Rodríguez<sup>1</sup>, Yudalvies Oquendo-de la  
36 Cruz<sup>1</sup>, Noelvia Pestana-Pérez<sup>1</sup>, Daysi Álvarez-Montalvo<sup>1</sup>, Randy Grillo-Fortún<sup>1</sup>, Liset  
37 López-González<sup>1</sup>, Omaidá Fonte Galindo<sup>4</sup>, Yeseni Reyes-González<sup>4</sup>, Ana Beatriz González-  
38 Álvarez<sup>4</sup>, Linet Gorrita-Mora<sup>4</sup>, Rodrigo Valera-Fernández<sup>5</sup>, Ivis Ontivero-Pino<sup>5</sup>, Marisel  
39 Martínez-Pérez<sup>5</sup>, Esperanza Cabellero-Gonzalez<sup>5</sup>, Aniurka Garcés-Hechavarría<sup>5</sup>, Dayle  
40 Martínez-Bedoya<sup>5</sup>, Maite Medina-Nápoles<sup>5</sup>, Yeney Regla Domínguez-Pentón<sup>5</sup>, Yadira  
41 Cazañas-Quintana<sup>7</sup>, Thais Fundora Barrios<sup>7</sup>, Diana R. Hernández Fernández<sup>7</sup>, Gretchen  
42 Bergado-Báez<sup>7</sup>, Ivette Orosa-Vazquez<sup>7</sup>, Franciscary Pi-Estopiñan<sup>7</sup>, Marianniz Díaz-  
43 Hernández<sup>7</sup>, Otto Cruz-Sui<sup>8</sup>, Enrique Noa-Romero<sup>8</sup>, Arilia García-López<sup>10</sup>, Sandra  
44 Rivadereira Muro<sup>10</sup>, Gerardo Baro-Roman<sup>9</sup>

NOTE: This preprint reports new research that has not been certified by peer review and should not be used to guide clinical practice.

45

46 **Abstract:**

47 *Objectives:* To evaluate heterologous scheme in children 3-18 y/o using two SARS-CoV-2 r-  
48 RBD protein vaccines.

49 *Methods:* A phase I/II open-label, adaptive and multicenter trial evaluated the safety and  
50 immunogenicity of two doses of SOBERANA02 and a heterologous third dose of  
51 SOBERANA Plus in 350 children 3-18 y/o in Havana Cuba. Primary outcomes were safety  
52 (in phase I) and safety/immunogenicity (in phase II) measured by anti-RBD IgG ELISA,  
53 molecular and live-virus neutralization tests and specific T-cells response. An  
54 immunobridging and prediction of efficacy were additional analysis.

55 *Results:* Local pain was the unique adverse event with >10% frequency, none was serious or  
56 severe. Two doses of SOBERANA 02 elicited humoral immune response similar to natural  
57 infection; the third dose increased significantly the response in all children, similar to that  
58 achieved in vaccinated young adults and higher than in convalescents children. The  
59 neutralizing titer was evaluated in a participant's subset: all had neutralizing antibodies vs.  
60 alpha and delta; 97.9% vs. beta. GMT was 173.8 (CI 95% 131.7; 229.5) vs. alpha, 142 (CI  
61 95% 101.3; 198.9) vs. delta and 24.8 (CI 95% 16.8; 36.6) vs. beta. An efficacy over 90% was  
62 estimated.

63 *Conclusion:* Heterologous scheme was safe and immunogenic in children 3-18 y/o.  
64 Trial registry: <https://rpcec.sld.cu/trials/RPCEC00000374>

65  
66 **Keywords:** COVID-19; SARS-CoV-2; conjugate vaccine; pediatric vaccine, heterologous  
67 immunization scheme; subunit vaccine

68

69 **Introduction**

70 Children protection against COVID-19 is pivotal for controlling virus dissemination and  
71 reducing disease incidence. COVID-19 cases and hospitalizations among children and  
72 adolescents, firstly driven by the delta variant and recently by omicron, have risen sharply  
73 even in countries with high adult vaccination coverage ([Delahoy et al., 2021](#); [Elliott et al., 2021](#)). This context has accelerated the clinical trials of anti-SARS-CoV-2 vaccines for  
74 children ([Xia et al., 2021](#); [Han et al., 2021](#); [Ali et al., 2021](#); [Frenck et al., 2021](#); [Walter et al., 2021](#); [Wallace et al., 2021](#)).

77 For more than 30 years the Finlay Vaccine Institute has produced tetanus toxoid-conjugated  
78 vaccines, applied to children worldwide; their safety has been extensively proved through  
79 hundreds of millions of doses ([Verez-Bencomo et al., 2004](#); [Huang and Wu., 2010](#)).  
80 SOBERANA 02 was designed as an anti SARS-CoV-2 recombinant RBD conjugated to  
81 tetanus toxoid ([Valdes-Balbin et al., 2021a](#); [2021b](#)). It is the unique conjugate vaccine in  
82 WHO's vaccine pipeline ([WHO COVID-19, 2021](#)). T-cell epitopes present in tetanus toxoid  
83 were expected to promote RBD specific B- and T-cell memory, and high affinity,  
84 longstanding RBD IgG antibodies.

85 SOBERANA 02 has proved its safety, immunogenic and efficacy in adults 19-80 y/o; after  
86 two doses, its efficacy was 71%. Combined with a third dose of SOBERANA Plus  
87 (recombinant RBD dimer vaccine) in a three-dose heterologous scheme, efficacy increased to  
88 92.4% ([Toledo-Romani et al., 2021a](#); [2021b](#); [2021c](#)). On August 2021, the Cuban Regulatory  
89 Authority granted their emergency use authorization in adults, being extensively applied  
90 nationally for preventing COVID-19 in Cuba ([CECMED, 2021](#)).

91 Here, we reported the first results of open label phase I-II clinical trial in children 3-18 years  
92 old to evaluate the safety and immunogenicity of two doses of SOBERANA 02 and a third  
93 dose of SOBERANA Plus. We avoided a placebo-controlled trial in this age group due to  
94 ethical concerns (Dal-Ré and Caplan., 2021); alternatively, a recommended comparison or  
95 immunobridging with adult's immunogenicity was established (FDA, 2021) and the clinical  
96 efficacy was estimated based on immunological results.

97

## 98 **Method**

### 99 *Study design*

100 We designed a phase I/II study, open-label, adaptive and multicenter to evaluate the safety,  
101 reactogenicity and immunogenicity of two doses of SOBERANA02 and a heterologous third  
102 dose of SOBERANA Plus in children (3-11 y/o) and teenager (12-18 y/o). Two interim  
103 analysis would decide interruption/continuation of the study, depending on serious adverse  
104 events (AEs) during phase I.

105 Phase I was conceived as a two-step, incorporating firstly 25 children 12-18 y/o (sequence 1).  
106 The first interim report (no serious AE) seven days after vaccinated these children allowed  
107 incorporating 25 children aged 3-11 (sequence 2 of phase 1) and started the phase II in 12-18  
108 y/o (n=150). A second interim report seven days after sequence 2 (no serious AE) allowed  
109 starting phase II in children 3-11 y/o (n=150). (Figure 1).

110 Phase I was conducted at “Juan Manuel Marquez” Pediatric Hospital in Havana; phase II was  
111 conducted in policlinics “5 de Septiembre” and “Carlos J. Finlay” in Havana, Cuba. Clinical  
112 sites were certified by the National Immunization Program.

### 113 *Participants*

114 Children were recruited at community level across the primary health system. They were  
115 included following physical examination, parent interview and, for phase I, clinical laboratory  
116 assays. Key inclusion criteria were weight-height nutritional assessment; physical  
117 examination without alterations; clinical laboratory results within the range of reference  
118 values (only phase I) and microbiology laboratory tests. Key exclusion criteria were any acute  
119 infection, previous or current history of SARS CoV-2 infection and being a contact of a  
120 positive COVID-19 case. A detailed description of selection criteria appears in  
121 Supplementary Material I.

### 122 *Ethical issues*

123 The trial was approved by the Ethical Committee at the “Juan Manuel Marquez” Pediatric  
124 Hospital and endorsed by the Cuban National Pediatric Group. The Cuban National  
125 Regulatory Agency (Centre for State Control of Medicines and Medical Devices, CECMED)  
126 approved the trial (June 10<sup>th</sup>, 2021, Authorization Reference: 05.010.21BA).

127 Independent Data Monitoring Committees formed by five external members specialized on  
128 paediatric clinical practice, immunology and statistics were in charge of two interim analyses  
129 during phase I.

130 The trial was conducted according to Helsinki's Declaration, Good Clinical Practice and the  
131 Cuban National Immunization Program. During recruitment, the medical investigators  
132 provided to the parents, both orally and written, all information about the vaccine and  
133 potential risks and benefits. Written informed consent was obtained from both parents;  
134 children  $\geq$ over 12 y/o should assent. The decision to participate was not remunerated.

135 The National Clinical Trials Coordinating Centre (CENCEC) was responsible for monitoring  
136 the trial in terms of adherence to the protocol, Good Clinical Practice and data accuracy.

137 Trial registry: RPCEC00000374 (Cuban Public Registry of Clinical Trials and WHO  
138 International Clinical Registry Trials Platform) ([IRCT, 2021](#))

#### 139 *Products under evaluation*

140 SOBERANA 02 (RBD chemically conjugated to the carrier protein tetanus toxoid) and  
141 SOBERANA Plus (RBD dimer), adjuvated in alumina hydroxide were produced at the Finlay  
142 Vaccine Institute and the Centre for Molecular Immunology, in Havana, Cuba, under GMP  
143 conditions. Both are subunit vaccines based SARS-CoV-2 RBD, sequence Arg319-Phe541  
144 produced in genetically modified CHO cells. Formulations are detailed in Supplementary  
145 Material II-Table S1.

146 Product batches used: SOBERANA 02 (E1002S02X, E1002S02); SOBERANA Plus  
147 (E1001SP).

#### 148 *Procedures*

149 RT-PCR SARS-CoV-2 was performed to all participants at least 72 hours before each dose.  
150 Participants with negative PCR results received the vaccine by intramuscular injections in the  
151 deltoid region. *Immunization schedule*: two doses of SOBERANA 02 and a heterologous third  
152 dose of SOBERANA Plus 28 days apart (immunization on days 0, 28, 56). After each  
153 immunization, participants were on-site evaluated during one hour. Medical controls visits  
154 were planned at 24, 48 and 72 hours, and on days 7, 14 and 28 after each dose. AEs were  
155 parents-registered daily. Serum samples were collected on day 0 (before vaccination) and 14  
156 days after the second and the third dose (days 42 and 70). Peripheral blood mononuclear cells  
157 were obtained before vaccination and after the third dose (day 70) in a participants' subset of  
158 45 children randomly selected in each age subgroup.

#### 159 *Outcomes*

160 Primary outcomes. Phase I: occurrence of serious AEs, measured daily during 28 days after  
161 each dose. Phase II: % of subjects with seroconversion  $\geq 4$  (fold increase of IgG anti-RBD  
162 respect to pre-vaccination level), on days 42 and 70.

163 Secondary outcomes. Phase II: Occurrence of serious AEs, measured during 28 days after each  
164 dose. Phase I and Phase II: Solicited local and systemic AEs, measured during 7 days after each  
165 dose; unsolicited AEs, measured during 28 days after each dose; neutralizing antibody titres  
166 (on days 42 and 70, on a sample subset), inhibition of RBD-hACE2 interaction (on days 42,  
167 70). Outcomes are detailed in Supplementary Material III)

#### 168 *Safety assessment*

169 Pain, erythema, swelling, induration and temperature were local-solicited AEs at the injection  
170 site. Fever  $\geq 38^\circ\text{C}$ , low-grade fever ( $<38^\circ\text{C}$ ), general discomfort and rash were systemic-  
171 solicited AEs. Any other events were parent-recorded throughout the 28 days follow-up  
172 period after each dose. Clinical laboratory test included pre-vaccination and post-vaccination  
173 biochemical serum analysis (only during phase I).

174 AEs were classified as serious or not serious; severity—according to Brighton Collaboration  
175 definition and the Common Terminology Criteria for AE version 5.0—was: mild when AE  
176 was transient (not interfering with activities), moderate (when caused mild to moderate  
177 limitation in activity), or severe (limitating activity). AEs were reviewed for causality and  
178 classified according to WHO: inconsistent causal association to immunization, consistent  
179 causal association to immunization, undetermined, unclassifiable ([WHO, 2018](#)).

## 180 *Immunogenicity assessment*

181 A quantitative ultramicro ELISA (UMELISA SARS-CoV-2 anti-RBD, Centre for  
182 Immunoassay, Havana, Cuba) determined the concentration of anti-RBD IgG antibodies in  
183 sera, expressed as AU/mL. A competitive ELISA determined the inhibitory capacity of  
184 antibodies for blocking the RBD-hACE2 interaction, expressed as % inhibition and molecular  
185 inhibitory titer (mVNT<sub>50</sub>). Conventional virus neutralization titer (cVNT<sub>50</sub>) vs. D614G strain  
186 was evaluated in a subset of samples randomly selected from the individuals with  
187 seroconversion after two doses (on day 42 n=123) and after three doses (n=131). Other subset  
188 of samples (n=48) were randomly selected for neutralizing tests vs alpha, beta, and delta  
189 compared with D614G, after the third dose (on day 70). RBD-specific T-cell response  
190 producing IFN- $\gamma$  and IL-4 were quantified by enzyme-linked immunospot (ELISpot) assay  
191 using human IFN- $\gamma$  ELISpot<sup>PLUS</sup> HRP kit (Mabtech, Sweden) and human IL-4 ELISpot<sup>plus</sup>  
192 HRP kit (Mabtech, Sweden) following the manufacturer's instructions. A detailed description  
193 of immunological assays is described in Supplementary Material IV. All immunological  
194 evaluations were performed by external laboratories, except T cell response.

## 195 *Children Convalescent Serum Panel*

196 A Cuban children convalescent serum panel (CCCSP) was made with sera from 82 patients  
197 (3-18 y/o) recovered from COVID-19: five from children with moderate symptomatic  
198 disease, 29 with mild disease and 48 asymptomatic; concerning prevalent variant of concern,  
199 21 from delta wave and 61 from pre-delta wave when D614G and beta variants predominated  
200 in Havana. Convalescent children were attended by specialized doctors; their parents gave  
201 written consent for studying their immunological status after natural infection allowing their  
202 use for epidemiological research. This panel was characterized by anti-RBD IgG  
203 concentration (UA/ml), inhibition of RBD-hACE2 interaction (% of inhibition and molecular  
204 neutralization titre) and virus neutralization titre (cVNT<sub>50</sub>) as described.

## 205 **Statistical analysis**

206 For phase I, the calculation of sample size was done considering a two-sided 95% confidence  
207 interval for one proportion with a width equal to 0.09 to estimate a serious AE rate <1%. For  
208 phase II a similar method was used to estimate a seroconversion around 50%, with a lower  
209 bound of the confidence interval >30% (hypothesis work) and a dropout of 20%. This resulted  
210 in a sample size of 350 subjects (including subjects from phase I).

211 Safety and reactogenicity endpoints are described as frequencies (%). Quantitative  
212 demographic characteristics are reported as mean, standard deviation (SD), median,  
213 interquartile range, and range. Seroconversion rate for anti-RBD IgG antibodies ( $\geq$ 4-fold  
214 increase in antibody concentration over baseline) was expressed as % with the 95% confidence  
215 interval and seroconversion index as median and interquartile range. Anti-RBD IgG  
216 concentration and % of inhibition of RBD-hACE2 interaction were expressed as median and  
217 interquartile range; mVNT<sub>50</sub> and cVNT<sub>50</sub> were expressed as geometric mean titer (GMT) and  
218 95% confidence intervals (CI).

219 Spearman's rank correlation was used to assess relationships among techniques used to evaluate  
220 the immune response. ROC curve was used to choose the most appropriate cut-off for humoral  
221 tests regarding the cVNT<sub>50</sub>. The Student t-Test or the Wilcoxon Signed-Rank Test were used  
222 for before-after statistical comparison.

223 A stopping criterion due to unacceptable toxicity (frequency >1%) was evaluated iteratively,  
224 with a Bayesian algorithm. As an additional analysis, a non-inferiority of the immune response  
225 in 3-11 and 12-18 y/o participants compared with that in 19-39 y/o participants (from not

226 concurrent phase I and phase II studies (Toledo-Romani et al., 2021a; 2021b) was assessed,  
227 using the geometric mean ratio of SARS-CoV-2 50% neutralizing titers (cVNT<sub>50</sub>). The  
228 geometric mean ratio and two-sided 95% confidence intervals were calculated by  
229 exponentiating the mean difference of the logarithms of the titers and the corresponding  
230 confidence intervals (based on the Student's t distribution). The non-inferiority criterion was  
231 met, since the lower boundary of the two-sided confidence interval for the geometric mean ratio  
232 was >0.67 (FDA, 2021).

233 A prediction of clinical efficacy was estimated using the regression linear model reported for  
234 seven vaccines based on immunogenicity data (Khoury et al 20211; Earle et al., 2021).  
235 Statistical analyses were done using SPSS version 25.0; STATISTICA version 12.0, R version  
236 3.2.4, EPIDAT version 3.1 and Prism GraphPad version 6.0. An alpha signification level of  
237 0.05 was used.

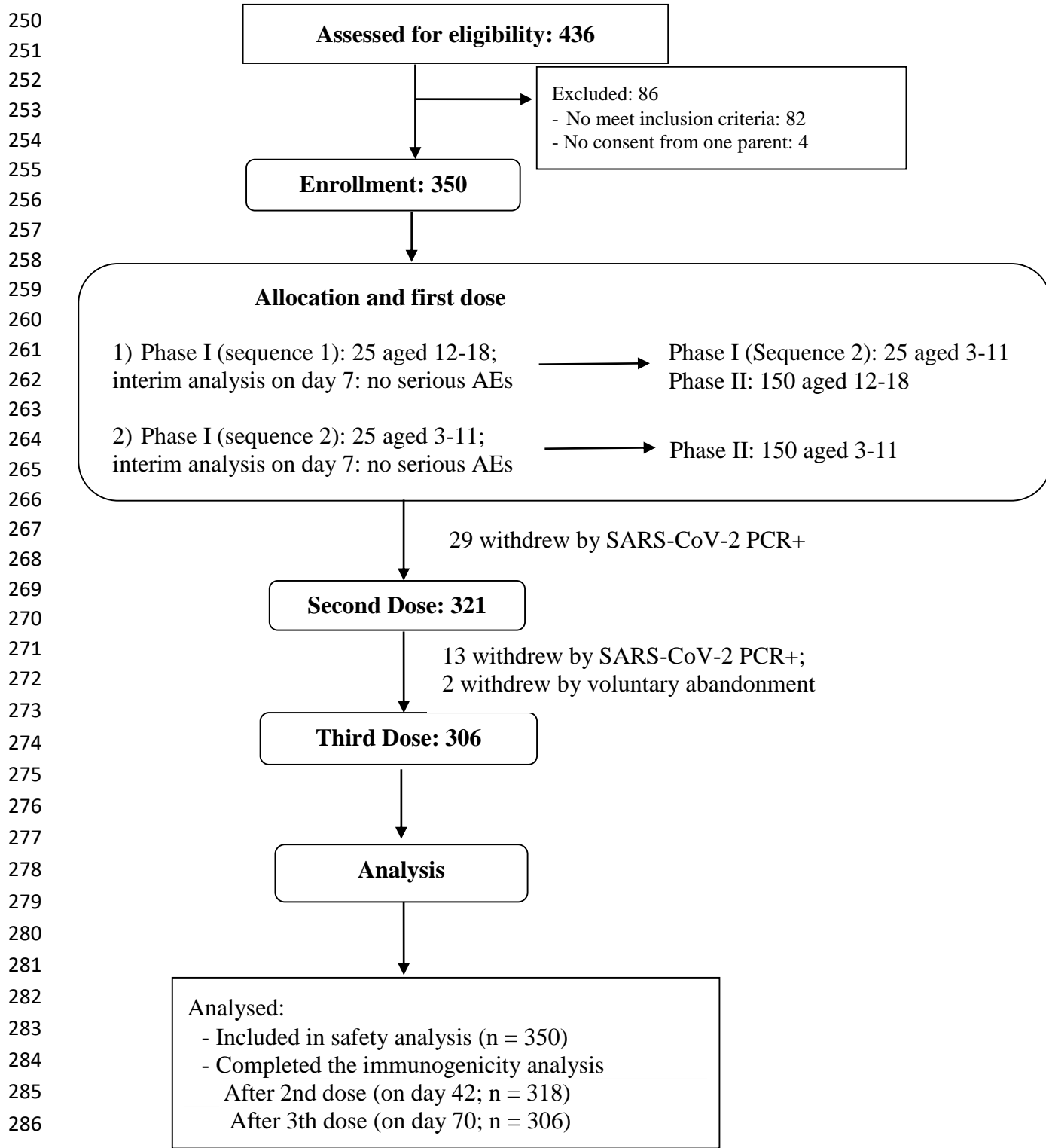
238

## 239 **Results.**

240 Figure 1 and Table 1 describe the study design and demographic characteristics of the  
241 participants. From 11<sup>th</sup> June to 14<sup>th</sup> July 2021, 426 children (3-18 y/o) were recruited, 350 that  
242 accomplished selection criteria were included, and 306 completed the study. There was a  
243 balanced ratio on sex and ethnicity; mean age was 11.3 years (SD 4.5).

244 Phase I started by vaccinating 25 children 12-18 y/o with SOBERANA 02; the first interim  
245 analysis done seven days after vaccination indicated absence of serious AEs. In consequence,  
246 the trial proceeded to phase I, sequence 2, incorporating 25 children aged 3-11; the second  
247 interim analysis showed no serious AE. The trial proceeded to phase II, vaccinating 150  
248 children 12-18 y/o and 150 children 2-11 y/o with SOBERANA 02 first dose.

249



**Figure 1. Flow chart: recruitment, inclusion, vaccination and follow up of 3-18 years old children in phase I/II trial.**

291 During the vaccination scheme, 86 children (53.1%) suffered at least one AE; frequency was  
292 higher (60%) in teenagers than in young children (46.3%). Severe and serious vaccine-  
293 associated AEs (VAAE) did not occur (Table 2). Local AE predominated; the most common  
294 was local pain (47.7%), all others had frequencies <5%; only 1.1% reported fever. More than

295 >90% of AE were classified as mild and lasted 72 hours or less, and 88.5% were associated  
 296 with vaccination (Table 3, Supplemental Material V-Table S2). AEs were more frequent after  
 297 the first dose than after the second and the third dose (Figure 2, Supplemental Material V-  
 298 Table S3). Few unsolicited adverse events were recorder (Supplemental Material V-Table  
 299 S4). No clinically relevant changes were observed in hematology and blood chemistry  
 300 analyses (Supplemental Material V-Table S5)

301

302 **Table 1: Demographic characteristics of subjects included in the clinical trial**

	Age groups		
	3-11 years	12-18 years	Total
<b>N</b>	175	175	350
<b>Sex</b>			
Female	80 (45.7%)	83 (47.4%)	163 (46.6%)
Male	95 (54.3%)	92 (52.6%)	187 (53.4%)
<b>Skin colour</b>			
White	122 (69.7%)	116 (66.3%)	238 (68.0%)
Black	9 (5.1%)	11 (6.3%)	20 (5.7%)
Multiracial	44 (25.1%)	48 (27.4%)	92 (26.3%)
<b>Age (years)</b>			
Mean (SD)	7.4 (2.5)	15.1 (2.1)	11.3 ± 4.5
Median (IQR)	8.0 (5.0)	15.0 (4.0)	11.5 ± 7.0
Range	3; 11	12;18	3-18
<b>Weight (kg)</b>			
Mean (SD)	29.4 (10.1)	54.7 (9.0)	42.0 ± 15.9
Median (IQR)	27.5 (14.0)	55.0 (13.0)	43.0 ± 27.7
Range	13.0; 58.0	32.0; 80.0	13.0; 80.0
<b>Height (cm)</b>			
Mean (SD)	129.1 (17.2)	164.3 (9.6)	146.7 ± 22.5
Median (IQR)	131.0 (26.0)	164.0 (13.0)	151.0 ± 34.0
Range	92; 172	142; 190	92-190
<b>BMI (kg/m<sup>2</sup>)</b>			
Mean (SD)	17.0 (2.0)	20.2 (2.3)	18.6 ± 2.7
Median (IQR)	16.7 (2.7)	19.9 (3.8)	18.3 ± 4.1
Range	13.2; 22.8	14.6; 25.5	13.2-25.5
Data are n (%) unless otherwise specified. Mean (SD)=Mean ± Standard Deviation. Median (IQR)=Median ± Interquartile Range. BMI=Body mass index. Range=(Minimum; Maximum)			

303

304



305 **Table 2: General characteristics of adverse events**

	Age groups		
	3-11 years	12-18 years	Total
<b>N</b>	175	175	350
Subjects with some AE	81 (46.3%)	105 (60.0%)	186 (53.10%)
Subjects with some VAAE	76 (43.4%)	101 (57.7%)	177 (50.6%)
Subjects with some Serious AE	0 (0.0%)	1 (0.6%)	1 (0.3%)
Subjects with some Serious VAAE	0 (0.0%)	0 (0.0%)	0 (0.0%)
Subjects with some Severe AE	0 (0.0%)	0 (0.0%)	0 (0.0%)
Subjects with some Severe VAAE	0 (0.0%)	0 (0.0%)	0 (0.0%)
<b>Total Adverse Events</b>	141	182	323
Mild AE	135 (95.7%)	167 (91.8%)	302 (93.5%)
Moderate AE	6 (4.3%)	15 (8.2%)	21 (6.5%)
Severe AE	0 (0.0%)	0 (0.0%)	0 (0.0%)
<b>Serious AE</b>	0 (0.0%)	1 (0.5%)*	1 (0.3%) *
<b>Local AE</b>	118 (83.7%)	147 (80.8%)	265 (82.0%)
<b>Systemic AE</b>	23 (16.3%)	35 (19.2%)	58 (18.0%)
<b>VAAE</b>	126 (89.4%)	160 (87.9)	286 (88.5%)
<b>Serious VAAE</b>	0 (0.0%)	0 (0.0%)	0 (0.0%)
<b>Severe VAAE</b>	0 (0.0%)	0 (0.0%)	0 (0.0%)

Data are n (%). AE=Adverse Event. VAAE=Vaccine-Associated Adverse Event;  
 \* Serious AE: Dengue required hospitalization.

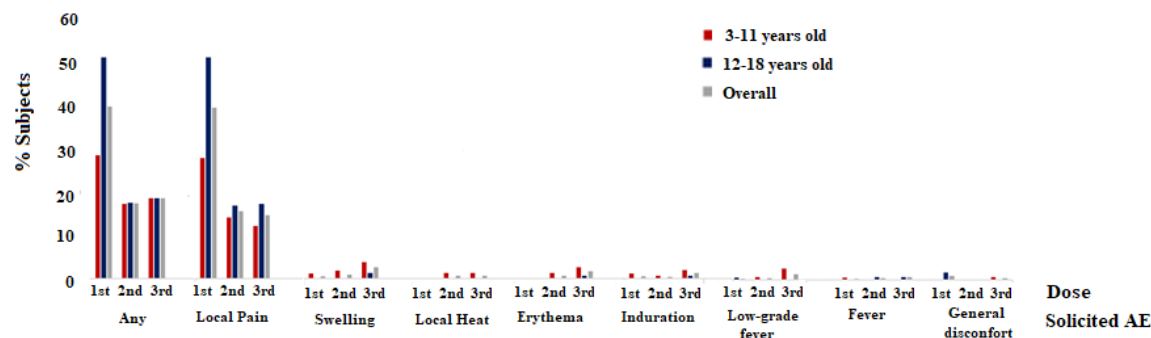
306

307 **Table 3: Frequency of solicited adverse events**

	Age groups		
	3-11 years	12-18 years	Total
<b>N</b>	175	175	350
<b>Subjects with some AE</b>	81 (46.3%)	105 (60.0%)	186 (53.10%)
<b>Subjects with solicited local AE</b>			
Any	74 (42.3%)	98 (56.0%)	172 (49.1%)
Local pain	69 (39.4%)	98 (56.0%)	167 (47.7%)
Swelling	9 (5.1%)	2 (1.1%)	11 (3.1%)
Local warm	4 (2.3%)	0 (0.0%)	4 (1.1%)
Erythema	5 (2.9%)	1 (0.6%)	6 (1.7%)
Induration	5 (2.9%)	1 (0.6%)	6 (1.7%)
<b>Subjects with solicited systemic AE</b>			
Any	5 (2.9)	4 (2.3)	9 (2.6)
General discomfort	1 (0.6%)	3 (1.7%)	4 (1.1%)
Fever ( $\geq 38^{\circ}\text{C}$ )	2 (1.1)	1 (0.6)	3 (0.9)
Low-grade fever ( $< 38^{\circ}\text{C}$ )	4 (2.3)	1 (0.6)	5 (1.4)

Data are n (%) unless otherwise specified. AE=Adverse Event

308



309

310 Figure 2. Frequency of solicited adverse events after each doses, by age group and overall.

311

312 Before vaccination, 97.4 % of children were negative for anti-RBD antibodies. Two doses of  
 313 SOBERANA 02 induced seroconversion in 95% participants (CI 95% 92.7; 97.6),  
 314 accomplishing with the study hypothesis: more than 50% of seroconversion with

315 lower boundary of the two-sided 95% confidence interval of >0.3). By age subgroup,  
 316 seroconversion was 99.4% (CI 95% 96.5; 99.9) in children 3-11 y/o and 91.8% (CI 95% 86.4;  
 317 95.6) in 12-18 y/o. Global seroconversion index was 28.3 (42.6 in children 3-11 y/o, 25.3 in  
 318 12-18 y/o); the median anti-RBD IgG was 57.0 UA/mL (25<sup>th</sup>-75<sup>th</sup> percentile 29.8; 153.4),  
 319 being higher in younger children (93.3 UA/mL; 25<sup>th</sup>-75<sup>th</sup> percentile 39.0; 214.4). Specific  
 320 antibody response was higher than the elicited by natural infection, evaluated in Cuban

321 children convalescent panel (anti-RBD IgG median 11.5; 25<sup>th</sup>-75<sup>th</sup> percentile 5.3; 24.2). The  
322 heterologous third dose increased seroconversion to 100% and seroconversion index to 154.5;  
323 anti-RBD IgG titers also increased significantly ( $p<0.005$ ) to 325.7 UA/mL (25<sup>th</sup>-75<sup>th</sup>  
324 percentile 141.5; 613.8) (Table 4).

325

326

327

328 **Table 4: Humoral immune response induced after two doses of SOBERANA 02 and a third heterologous doses with**  
 329 **SOBERANA Plus.**

	Age groups						CCCSP	
	3-11 years		12-18 years		Total			
	Post-2 <sup>nd</sup> dose	Post-3 <sup>rd</sup> dose	Post-2 <sup>nd</sup> dose	Post-3 <sup>rd</sup> dose	Post-2 <sup>nd</sup> dose	Post-3 <sup>rd</sup> dose		
	N	159	156	159	150	318	306	82
<b>Anti-RBD IgG seroconversion rate</b>	N (%)	157/158 (99.4)	155/155 (100.0)	146/159 (91.8)	150/150 (100%)*	303/317 (95.6)	305/305 (100.0)*	N.D
	95% CI	96.5; 99.9	99.6; 100.0	86.4; 95.6	99.6; 100.0	92.7; 97.6	99.8; 100.0	
<b>Anti-RBD IgG AU/mL</b>	Median	93.3	329.8*	49.9	325.6*	57.0	325.7*	11.5
	25th-75th	39.0; 214.4	162.9; 685.6	22.3; 90.7	108.0; 555.8	29.8; 153.4	141.5; 613.8	5.3; 24.2
<b>Seroconversion index</b>	Median	42.6	155.4*	25.3	154.3*	28.3	154.5*	N.D
	25th-75th	19.5; 97.0	75.4; 260.2	11.0; 45.7	50.2; 266.3	14.9; 69.8	67.2; 260.9	
<b>RBD:hACE2 Inh%</b>	Median	78.3	92.5*	60.1	92.2*	67.4	92.4*	20.8
	25th-75th	49.4; 88.9	88.8; 93.4	36.7; 79.7	87.7; 93.6	42.1; 86.9	88.3; 93.5	10.9; 40.8
<b>mVNT<sub>50</sub></b>	GMT	274.1	1418.3*	143.7	1116.2*	198.5	1261.2*	35.2
	95% CI	216.8; 346.5	1180.0; 1704.7	115.0; 179.5	924.0; 1348.3	168.4; 233.9	1105.5; 1438.8	25.3; 48.9
<b>cVNT<sub>50</sub> vs D614G</b>	N	63	66	60	65	123	131	70
	GMT	28.4	181.6*	24.4	137.9*	26.4	158.4*	9.2
	95% CI	18.5; 43.6	120.6; 273.3	17.6; 40.0	101.8; 186.9	20.2; 34.5	123.0; 204.0	6.8; 12.5

T0 or baseline anti-RBD IgG 1.95 (25<sup>th</sup>-75<sup>th</sup> percentile 1.95; 1.95) for both age subgroups and total. ND: Not determined  
 Anti-RBD IgG seroconversion rate: % of subjects with seroconversion (CI 95%).  
 Seroconversion index: increase of IgG concentration respect to baseline (median; 25<sup>th</sup>-75<sup>th</sup> percentile)  
 AU/mL=anti-RBD IgG concentration expressed in arbitrary units/mL.  
 RBD:hACE2 INH%: RBD:hACE2 inhibition % at a dilution 1/100.  
 mVNT<sub>50</sub>: molecular virus neutralization titer; as serum dilution inhibiting 50% of RBD:hACE2 interaction.  
 cVNT<sub>50</sub>: conventional live-virus neutralization titer.  
 GMT=Geometric Mean Titer. 95% CI= 95% Confidence Interval; 25<sup>th</sup>-75<sup>th</sup>=25-75 percentile.  
 \* p<0.005 versus Post - 2<sup>nd</sup> dose McNemar test (anti-RBD IgG seroconversion %), Wilcoxon Signed Ranks test (anti-RBD IgG AU/mL, RBD:hACE2 Inh%) or Paired Student t test (mVNT<sub>50</sub>, cVNT<sub>50</sub>, log-transformed). CCCSP=Cuban children convalescent serum panel

331 The capacity of anti-RBD IgG for blocking RBD- hACE2 interaction after two doses of  
 332 SOBERANA 02 was 67.4 % (25<sup>th</sup>-75<sup>th</sup> percentile 42.1; 86.9) and the mVNT<sub>50</sub> was 198.5 (CI  
 333 95% 168.4; 233.9); both increased significantly (p<0.005) after the third dose to 92.4 % (25<sup>th</sup>-  
 334 75<sup>th</sup> percentile 88.3; 93.5) and 1261 (CI 95% 1105.5; 1438.8) respectively. These values were  
 335 higher among the youngers (3-11 y/o) after the second dose, but were similar in both age  
 336 subgroups after the third dose. The mVNT<sub>50</sub> of antibodies was higher after both two and  
 337 three doses than after natural infection (Table 4).

338 After two doses of SOBERANA 02 the neutralizing titer versus D614G variant was higher  
 339 (GMT 26.4 CI 95% 20.2; 34.5) than the children convalescent panel value (GMT 9.2 CI 95%  
 340 6.8; 12.5); and the third dose significantly (p<0.005) boosted the response to GMT 158.4 (CI  
 341 95% 123.0; 204.0). The neutralizing titer versus the variants alpha, beta and delta was evaluated  
 342 in 48 children; 100% had neutralizing antibodies vs. alpha and delta; 97.9% vs. beta (Table 5).  
 343 GMT was 173.8 (CI 95% 131.7; 229.5) vs. alpha, 142 (CI 95% 101.3; 198.9) vs. delta and 24.8  
 344 (CI 95% 16.8; 36.6) vs. beta (a 2.2-fold decrease for delta and 7.0-fold decrease for beta  
 345 compared to D614G).

346

347 Table 5. Conventional live-virus neutralization titers against SARS-CoV-2 variants alpha,  
 348 delta and beta.

		<b>D614G</b>	<b>Alpha</b>	<b>Delta</b>	<b>Beta</b>
<b>cVNT<sub>50</sub></b>	<b>N</b>	48	48	48	48
	<b>GMT</b>	173.8	142.0	76.8*	24.8*
	<b>95% CI</b>	131.7; 229.5	101.3; 198.9	54.8; 107.7	16.8; 36.6

Sera from 48 children vaccinated with complete schedule (two doses SOBERANA 02 + one dose SOBERANA Plus, 28 days apart) were evaluated against D614G, alpha, delta and beta variants. cVNT<sub>50</sub>=conventional live-virus neutralization titer. GMT=Geometric Mean Titer. 95% CI= 95% Confidence Interval. \* p<0.005 Paired Student t test (cVNT<sub>50</sub>, log-transformed) respect to D614G variant.

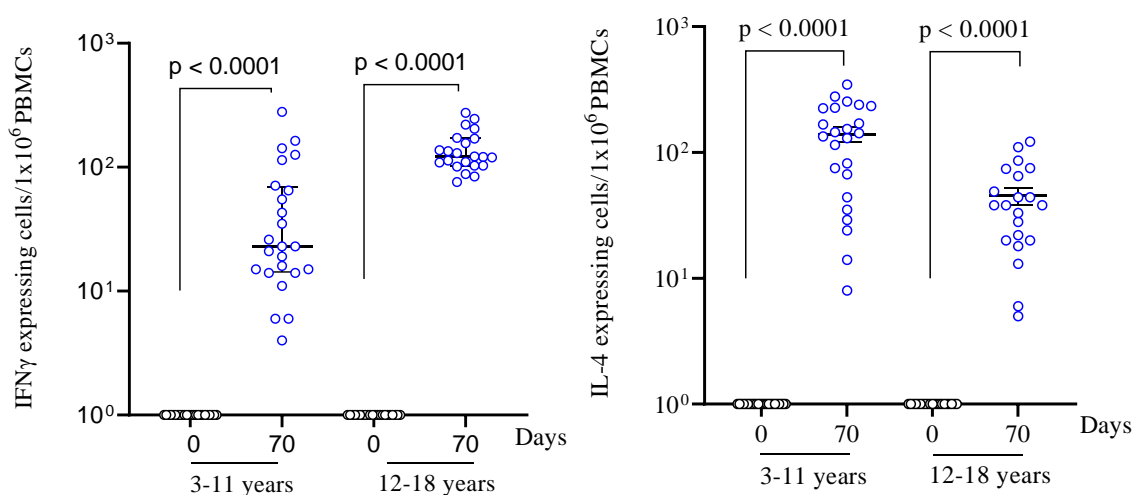
349

350 There was a good correlation among all humoral immunological variables, with coefficients  
 351 greater than 0.7 (Supplemental Material VI-Table S6). Predictive cut-off for attaining cVNT<sub>50</sub>

352 over 50 was estimated by ROC curve as: 192.2 AU/ml for IgG concentration, 87.1% for the  
353 inhibition of RBD:hACE2 and 427 for mVNT<sub>50</sub> (Supplemental Material, Table S7, Figure S1)

354  
355  
356 RBD-specific T cell response in a subset of 45 participants fully vaccinated was determined by  
357 measuring IFN- $\gamma$  and IL-4 expression in peripheral blood mononuclear cells. The number of  
358 IFN- $\gamma$  and IL-4 secreting cells was statistically higher ( $p < 0.001$ ) than their baseline levels  
359 (Figure 3), suggesting a mixed Th1/Th2 profile. IFN- $\gamma$  expression was higher in older children  
360 while IL-4 was higher in younger children, evidencing differences in the balance Th1/Th2.

361  
362



363  
364 Figure 3. IFN- $\gamma$ - and IL-4-secreting cells in peripheral blood mononuclear cells stimulated  
365 with RBD. Children 3-11 (N=24) and 12-18 years old (N=21) received two doses (on days 0,  
366 28) of SOBERANA 02 and a heterologous third dose (on day 56) of SOBERANA Plus.  
367 p value represents the statistic differences as indicated.

368  
369 The safety and immune response in children was compared with all young adults aged 19-39  
370 vaccinated during Phase I and Phase II studies (FDA, 2021) (Supplemental Material VII-  
371 Table S8). Safety profile was similar in children respect to young adults (Supplemental  
372 Material VII-Table S9, Figure 2). An immunobridging analysis was performed for anti-RBD

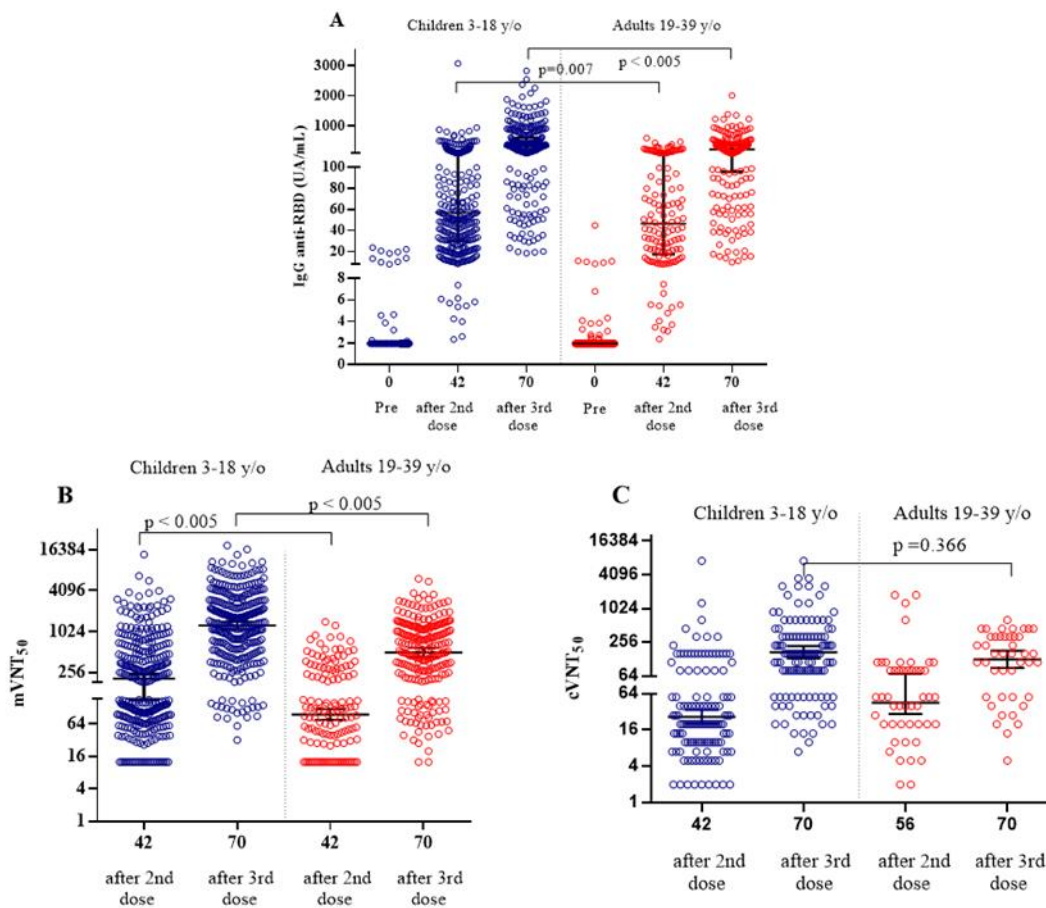
373 IgG, mVNT<sub>50</sub> and cVNT<sub>50</sub> between children and young adults. IgG elicited after two doses  
374 of SOBERANA 02 was 57.0 UA/ml (25<sup>th</sup>-75<sup>th</sup> percentile 29.8; 153.4), while for young adults  
375 it was 46.4 (25<sup>th</sup>-75<sup>th</sup> percentile 17.4; 108.8); after the heterologous third dose of  
376 SOBERANA Plus these values increased to 325.7 (25<sup>th</sup>-75<sup>th</sup> percentile 141.5; 613.8) in  
377 children and 228.0 (25<sup>th</sup>-75<sup>th</sup> percentile 95.8; 394.3) in young adults. mVNT<sub>50</sub> was 198.5 (IC  
378 95% 168.4; 233.9) in children after the second dose and 1261.2 (IC 95% 1105.5; 1438.8) after  
379 the third; in young adults were 94.9 (IC 95% 75.0; 120.2) and 503.7 (IC 95% 432.6; 586.6)  
380 after two and three doses (Figure 4). We found significant difference ( $p < 0.05$ ) for IgG and  
381 mVNT<sub>50</sub> between children and young adults, with higher values in the children both after the  
382 second and the third dose. Viral neutralization titers after the second dose were measured at  
383 different time points in children and young adults (on day 42 in children and day 56 in adults)  
384 making their comparison only approximate.

385  
386 The non-inferiority analysis was performed by cVNT<sub>50</sub>, following FDA recommendation  
387 (FDA, 2021). After three doses (on day 70), cVNT<sub>50</sub> in children was 158.4 (IC 95% 123.0;  
388 204.0) and 122.8 (80.2; 188.0) for young adults (n=43, data available) (Figure 4). The  
389 immune response in 3-18 y/o, as well as 3-11 y/o and 12-18 y/o was non-inferior to that  
390 observed in 19-39 y/o young adults. The geometric mean ratio of the neutralizing geometric  
391 mean titer in 3-18 y/o participants respect to young adults 14 days after third dose was 1.25  
392 (CI 95% 0.77; 2.02) (Table 6), which met the non-inferiority criterion (i.e., a lower boundary  
393 of the two-sided 95% confidence interval of  $>0.67$ ). In summary, both age groups (3-11 y/o  
394 and 12-18 y/o) met the non-inferiority criterion

395

396

397



398

399 Figure 4: Immunobridging comparison of humoral immune response elicited in children (3-18  
 400 y/o) respect to young adults (19-39 y/o from Phase I and II clinical trial), after two doses of  
 401 SOBERANA 02 (day 42) and a third dose of SOBERANA Plus (day 70). A) anti-RBD IgG  
 402 median (25<sup>th</sup>-75<sup>th</sup> percentile); B) mVNT<sub>50</sub> GMT (CI 95%); C) cVNT<sub>50</sub> GMT (CI 95%).  
 403 Bleeding was on day 42 and 70 (14 days after second or third dose), except for cVNT<sub>50</sub>  
 404 adults after second dose was on day 56. Mann-Whitney U test (anti-RBD IgG AU/mL) or  
 405 Student t test (mVNT<sub>50</sub>, cVNT<sub>50</sub>, log-transformed).

406



407

408 Table 6: Immunobridging of cVNT<sub>50</sub> in children and young adults after heterologous scheme  
409 (two doses of SOBERANA 02 and a third heterologous doses of SOBERANA Plus)

<b>Age group</b>	<b>No. of participants</b>	<b>cVNT<sub>50</sub> GMT (95% CI)</b>	<b>Geometric mean ratio (95% CI) vs. 19 to 39 y/o</b>
19-39 y/o	43	127.0 (89.6; 179.80)	--
3-18 y/o	131	158.4 (123.0; 204.0)	1.25 (0.77; 2.02)
3-11 y/o	66	181.6 (120.6; 273.3)	1.43 (0.80; 2.54)
12-18 y/o	65	137.9 (101.8; 186.9)	1.08 (0.68; 1.73)

GMT and two-sided 95% confidence intervals were calculated by exponentiating the mean logarithm of the titers and the corresponding confidence intervals (based on the Student's t distribution). The geometric mean ratio and two-sided 95% confidence intervals were calculated by exponentiating the mean difference of the logarithms of the titers (in child/adolescents cohorts minus the 19-39-year-old cohort) and the corresponding confidence intervals (based on the Student's t distribution). The non-inferiority criterion was met, since the lower boundary of the two-sided confidence interval for the geometric mean ratio was greater than 0.67.

410

411 Based on immunogenicity data of vaccinated children and the immune response to natural  
412 infection (children convalescent panel), a prediction of clinical efficacy was estimated  
413 through a regression linear model. By using cVNT<sub>50</sub> is the predictive variable, estimated  
414 efficacy is 91.3% (CI 95% 84.6; 95.1) after two doses and 97.4 % (IC 95% 91.5; 99.2) after  
415 three doses (Figure 5). This study was conducted in Havana during delta wave; after receiving  
416 the first dose 29 children (partially vaccinated) (8.2%) of 350 children became PCR-positive,  
417 this value dropped down to 13 (4.0%) out of 321 children after completing the two-dose  
418 scheme) and no one after the third dose but the follow-up period after third dose was only 28  
419 days.

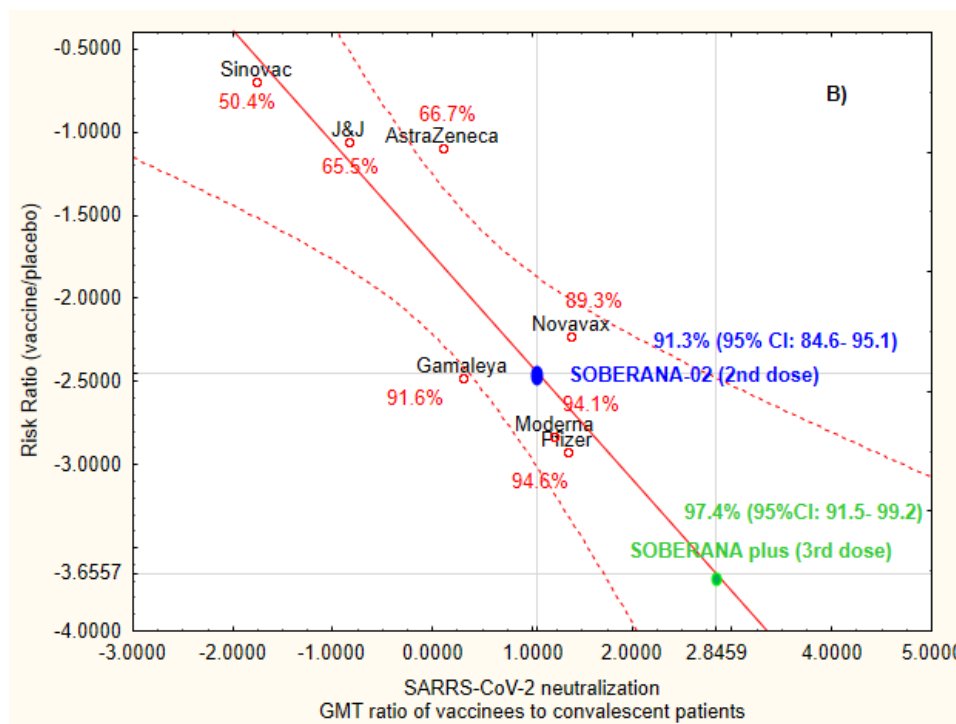
420

421

422

423

424



425

426 Figure 5. Prediction of clinical efficacy in children from correlation between antibody responses  
427 and efficacy rate. Panels displays correlation of cVNT<sub>50</sub> neutralization and ratios, respectively  
428 for seven vaccines. The y-axis is estimated log risk ratio reported on the vaccine efficacy scale.  
429 The x-axis is log ratio of the peak geometric mean neutralization at 7-28 days post-vaccination,  
430 relative to human or children convalescent sera.

431

## 432 Discussion.

433 This study describes, for a first time, the safety and immunogenicity of SOBERANA 02 in  
434 children 3-18 y/o, after two doses schedule and heterologous third doses with SOBERANA  
435 Plus. The frequency of local and systemic AE was 49 and 2.6% respectively, lower than

436 mRNA COVID-19 (Frenck et al., 2021; Ali et al., 2021). After two doses schedule,  
437 BNT162b2 vaccines reported 86% and 66% of children (aged 12-15) with local and systemic  
438 AEs; mRNA-1273 reported 94.2% and 68.3% (aged 12-17 y/o) respectively (Frenck et al.,  
439 2021; Ali et al., 2021). In our study, local pain was reported in 51.4% of children (12-18 y/o)  
440 after first dose, 17% after the second and 17.3% after the third one. BNT162b2 and mRNA-  
441 1273 vaccine in adolescents reported 86 % and 94.2% with local pain after first dose; 79%  
442 and 92.4% after the second, respectively (Frenck et al., 2021; Ali et al., 2021). SOBERANA  
443 02 and SOBERANA Plus caused general discomfort (the most frequent systemic AE) only in  
444 1.7% of children 12-18 y/o, while mRNA vaccines provoked fatigue, headache, chills, muscle  
445 pain or fever between 10-68.5% of adolescents (Frenck et al., 2021; Ali et al., 2021). In  
446 children aged 3-11 local pain was the unique EA with frequency >10% during this study;  
447 children aged 5-11 vaccinated with BNT162b2 reported local pain (74%), redness (19%),  
448 swelling (15%), fatigue (39%) and headache (28%) (Walter et al., 2021). Myocarditis and  
449 pericarditis have been reported in adolescent after mRNA COVID-19 vaccination (Oster et  
450 al., 2021; Marshall et al., 2021); these AEs were not observed here.

451 The comparison between humoral immune response elicited by vaccination respect to those  
452 elicited by natural infection has been useful for the development of several anti-SARS-CoV-2  
453 vaccine (Keech et al., 2020; Yang et al., 2021). Two shots of SOBERANA 02 every 28 days  
454 in children induced a robust humoral response, with higher levels of antibodies but similar  
455 neutralizing capacity compared with those elicited by natural infection. The third dose with  
456 SOBERANA Plus boosted the levels of antibodies and also the neutralizing capacity,  
457 surpassing the immune response in convalescent children, similar than occurred during  
458 clinical trials in adults (Toledo-Romani et al., 2021a; 2021b).

459 The induction of specific T-cell response is critical for protection of viral infections. The  
460 heterologous three doses schedule in children developed a balanced activation of IFN- $\gamma$  and  
461 IL-4-secreting cells from PBMC, indicating a mixed Th1/Th2 response, as reported in adults  
462 after the same vaccination scheme (Toledo-Romani et al., 2021a).

463 The SARS-CoV-2 variants of concern alpha, beta, delta and recently omicron have been  
464 modifying the pandemic landscape worldwide (Fontane et al., 2021). Here, we reported the  
465 capacity of anti-RBD antibodies for neutralizing alpha, beta and delta variant, with a fold-  
466 reduction of 2.2 for delta and 7.0 for beta respect to D614G similar to we found in adults  
467 (Toledo-Romani et al., 2021b). Official and public communication from the “Pedro Kouri”  
468 Tropical Medicine Institute refers the capacity of adults vaccinated with SOBERANA 02 +  
469 SOBERANA Plus for neutralizing omicron variant (Portal-Miranda 2022; Carles JM, 2022).

470 Recently, the Pasteur Institute of Iran informed that Pasteurcovac, the Iranian brand of  
471 SOBERANA 02, is 100% effective against omicron variant in adults ([Biglari 2022](#)).

472  
473 We conducted this clinical trial during the delta wave, the worst period of Cuban epidemic  
474 (Rodriguez; 2021); in such a context and due to ethical reasons, a placebo-controlled clinical  
475 trial was not ethical. Lacking a control group, two analytical tools complemented the study:  
476 immunobridging with the immune response in young adults ([FDA, 2021](#)); and prediction of  
477 clinical efficacy based on immunological response ([Khoury et al., 2021](#); [Kristen et al.,  
478 2021](#)). Firstly, we found a non-inferior response for the ratio of SARS-CoV-2 50%  
479 neutralizing titers after full three doses scheme in 3-11 and 12-18 year-old participants  
480 relative to 19-to-39-year-old as reference population (no concurrent). The comparison met the  
481 non-inferiority criterion with ratio 1.43 (CI 95% 0.8 to 2.54) for 3-11 years old and 1.08 (CI  
482 95% 0.68-1.73) for 12-18-year-old, accomplishing with the recommended ([FDA, 2021](#)).  
483 Similar analysis has been reported by BNT162b2 and mRNA-1273 vaccines but using 19-25  
484 years old as reference population ([Walter et al., 2022](#); [Ali et al., 2021](#)). We considered young  
485 adults upon 39 year as immunocompetent age ([Lopez-Sejas 2016](#); [Ventura et al., 2017](#); [Thapa  
486 and Farber 2019](#)) allowing us wide-ranging the reference population for having more cVNT<sub>50</sub>  
487 data available.

488  
489 Secondly, the prediction of clinical efficacy based on immunological response have been used  
490 for other vaccines ([Khoury et al., 2021](#); [Kristen et al., 2021](#)). Using this model, we  
491 anticipated a clinical efficacy in adults aged 19-80 between 58% and 87% (for two doses  
492 scheme) and between 81% and 93% for the three-dose scheme ([Toledo-Romani et al., 2021b](#)).  
493 These results were confirmed during a phase III clinical trial reporting a 71% of efficacy for  
494 the two-dose schedule of SOBERANA 02 and 92.4% for the heterologous three-dose  
495 schedule ([Toledo-Romani et al., 2021c](#)). Here, the model predicts 89.3-91.3% clinical  
496 efficacy after two doses of SOBERANA 02 and 95.1-97.4% after the third doses of  
497 SOBERANA Plus in children.

498 Children vaccination as 2 y/o is key for controlling the pandemic, cutting the transmission and  
499 reducing the emergence of new VOCs ([Petersen and Buchy, 2021](#)). The safety and  
500 immunological results reported here supported the emergency use authorization of  
501 SOBERANA 02 and SOBERANA Plus as heterologous scheme for children between 2-18  
502 y/o. A massive immunization campaign started on 5<sup>th</sup> September 2021; fully vaccinating 1.8  
503 millions of Cuban children (96% of Cuban 2-18 y/o population ([Augustin, 2022](#)). These

504 results support public health vaccination strategies, providing children as young as two years  
505 a safe and effective vaccine scheme to prevent COVID-19.

506  
507

#### 508 ***Funding***

509 This work was supported by the Finlay Vaccine Institute, BioCubaFarma and the National  
510 Funds for Sciences and Technology from the Ministry of Science, Technology and  
511 Environment (FONCI-CITMA-Cuba, contract 2020-20).

512

#### 513 ***Declaration of Interests***

514 The authors R.P.G, Y.R.D, C.R.I, L.C.H. M.P.B, D.V.M, N.P.P, C.V.S, A.P.D, E.G.O, Y.C.E,  
515 J.C.F.P, M.S.M, M.D.E, J.M.E.P, Y.I.H, M.E.T.R declare that they have no known  
516 competing financial interests or personal relationships that could have appeared to influence  
517 the work reported in this paper.

518 The authors B.P.M, M.R.G, B.S.R, L.M.R.N, R.P.N, R.G.M, T.H.G, T.F.B, I.C.Q, S.F.C,  
519 Y.C.R, D.S.M, Y.G.V, Y.V.B, D.G.R, V.V.B work at Finlay Vaccine Institute or the Centre  
520 of Molecular Immunology, institutions that develop and manufacture the vaccine candidates  
521 but they haven't received an honorarium for this paper

522 B.S.R., S.F.C., Y.C.R, L.R.N., D.S.M., Y.V.B., D.G.R. and V.V.B., have filed patent  
523 applications related to the vaccine SOBERANA 02.

524

#### 525 **Acknowledgments**

526 We especially thanks all the parents and children for participated in the clinical trial. We  
527 recognize the contribution of all the medical and nurse staff at clinical site. We thank Dr. Lila  
528 Castellanos for scientific advice.

529

#### 530 **References**

531

532 1. Ali K, Berman G, Zhou H, Deng W, Faughnan V, Coronado-Voges M, et al.  
533 Evaluation of mRNA-1273 SARS-CoV-2 Vaccine in Adolescents. N Engl J Med 2021;  
534 385: 2241-51. DOI: 10.1056/NEJMoa2109522

- 535 2. Augustin Ed . Cuba leads the world in vaccinating children as young as two against  
536 Covid. The Guardia. February 1st, 2022.  
537 [https://www.theguardian.com/world/2022/feb/01/cuba-leads-world-vaccinating-](https://www.theguardian.com/world/2022/feb/01/cuba-leads-world-vaccinating-children)  
538 [children](https://www.theguardian.com/world/2022/feb/01/cuba-leads-world-vaccinating-children) (Accessed February 17<sup>th</sup>, 2022)
- 539 3. Avci FY, Li X, Moriya T, Kasper D. A mechanism for glycoconjugate vaccine  
540 activation of the adaptive immune system and its implications for vaccine design.  
541 Nature Medicine 2011;17:1602-10. <https://doi.org/10.1038/nm.2535>
- 542 4. Biglari A. Official says Pasteurcovac 100% effective against Omicrom variant. Islamic  
543 Republic News Agency. [https://en.irna.ir/news/84638920/Official-says-Pasteurcovac-](https://en.irna.ir/news/84638920/Official-says-Pasteurcovac-100-effective-against-Omicrom-variant)  
544 [100-effective-against-Omicrom-variant](https://en.irna.ir/news/84638920/Official-says-Pasteurcovac-100-effective-against-Omicrom-variant) 2022. (Accessed February 11<sup>th</sup> 2022)
- 545 5. Carles Zerquera JM. Cuban´s vaccines against Omicron. Rapid response to  
546 BMJ 2022; 376 doi: <https://doi.org/10.1136/bmj.o66>; January 29<sup>th</sup>, 2022 Available in:  
547 <https://www.bmj.com/content/376/bmj.o66/rapid-responses> (Accessed February 17th,  
548 2022)
- 549 6. CECMED Cuban National Regulatory Agency. Resolution 144/2021. Authorization for  
550 emergency use of SOBERANA02 in adults. <https://www.cecmed.cu> 2021 (Accessed  
551 November 17<sup>th</sup>; 2021)
- 552 7. Dal-Ré R, Caplan A. Current COVID-19 vaccine trials in high-income countries: are  
553 placebo-controlled trials ethical? Clin Microbiol Infect 2021;27:1565-67. doi:  
554 10.1016/j.cmi.2021.08.005
- 555 8. Delahoy M, Ujamaa D, Whitaker M, O'Halloran A, Anglin O, Burns E, et al.  
556 Hospitalizations Associated with COVID-19 Among Children and Adolescents —  
557 COVID-NET, 14 States, March 1, 2020–August 14, 2021. MMWR Morb Mortal Wkly  
558 Rep 2021;70:1255–60. doi: 10.15585/mmwr.mm7036e2
- 559 9. Earle K, Ambrosino D, Andrew Fiore-Gartland; Golblatt D, Gilbert PB, et. al. Evidence  
560 for antibody as a protective correlate for COVID-19 vaccines. Vaccine 2021;39:4423–  
561 28. <https://doi.org/10.1016/j.vaccine.2021.05.063>
- 562 10. Elliott P, Bodinier B, Eales O, Wang H, Haw D, Elliott J, et al. Rapid increase in  
563 Omicron infections in England during December 2021: REACT-1 study. Science 2022;  
564 doi: 10.1126/science.abn8347
- 565 11. FDA. Vaccines and Related Biological Products Advisory Committee Meeting. June  
566 10, 2021. Licensure and Emergency Use Authorization of Vaccines to Prevent  
567 COVID-19 for Use in Pediatric Populations. [https://www.fda.gov/advisory-](https://www.fda.gov/advisory-committees/advisory-committee-calendar/vaccines-and-related-biological-products-)  
568 [committees/advisory-committee-calendar/vaccines-and-related-biological-products-](https://www.fda.gov/advisory-committees/advisory-committee-calendar/vaccines-and-related-biological-products-)

- 569 [advisory-committee-june-10-2021-meeting-announcement](#). 2021 (Accessed September  
570 14<sup>th</sup>, 2021)
- 571 12. Fontanet A, Autran B, Lina B, Kieny MP, Abdool Karim SS, Sridhar D. SARS-CoV-2  
572 variants and ending the COVID-19 pandemic. *Lancet* 2021; 397: 952–54. doi:  
573 [https://doi.org/10.1016/S0140-6736\(21\)00370-6](https://doi.org/10.1016/S0140-6736(21)00370-6)
- 574 13. Frencq R, Klein N, Kitchin N, Gurtman A, Absalon J, Lockhart S et al. Safety,  
575 Immunogenicity, and Efficacy of the BNT162b2 Covid-19 Vaccine in Adolescents. *N*  
576 *Engl J Med* 2021;385: 239–50. doi: 10.1056/NEJMoa2107456
- 577 14. Han B, Song Y, Li C, Yang W, Ma Q, Jiang Z et al. Safety, tolerability, and  
578 immunogenicity of an inactivated SARS-CoV-2 vaccine (CoronaVac) in healthy  
579 children and adolescents: A double-blind, randomised, controlled, phase 1/2 clinical  
580 trial. *Lancet Infect. Dis* 2021;21:1645-53. [https://doi.org/10.1016/S1473-](https://doi.org/10.1016/S1473-3099(21)00319-4)  
581 [3099\(21\)00319-4](https://doi.org/10.1016/S1473-3099(21)00319-4)
- 582 15. Huang YL, Wu CY. Carbohydrate-based vaccines: challenges and opportunities.  
583 *Expert Rev Vaccines* 2010;9:1257–74 doi: 10.1586/erv.10.120
- 584 16. IRCT International Register Clinical Trials. Identifier RPCEC00000374. Phase I-II  
585 study, sequential during phase I, open-label, adaptive and multicenter to evaluate the  
586 safety, reactogenicity and immunogenicity of a heterologous two-dose schedule of the  
587 prophylactic anti-SARS- CoV-2 vaccine candidate, FINLAY-FR- 2 and a dose of  
588 FINLAY-FR-1A, in Cuban children and adolescents. (COVID-19).  
589 <https://rpcec.sld.cu/en/trials/RPCEC00000374-En> (Accessed December 1<sup>st</sup>, 2021)
- 590 17. Keech C, Albert G, Cho I, Robertson A, Reed P, Neal S, et al. Phase 1-2 Trial of a  
591 SARS-CoV-2 Recombinant Spike Protein Nanoparticle. *N Engl J Med* 2020;383:  
592 2320-32. doi: <https://doi.org/10.1056/NEJMoa2026920>
- 593 18. Khoury DS, Cromer D, Reynaldi A, Schlub T, Wheatley A, Juno J, et. al. Neutralizing  
594 antibody levels are highly predictive of immune protection from symptomatic SARS-  
595 CoV-2 infection. *Nature Medicine* 2021; 27:1205–11. [https://doi.org/10.1038/s41591-](https://doi.org/10.1038/s41591-021-01377-8)  
596 [021-01377-8](https://doi.org/10.1038/s41591-021-01377-8)
- 597 19. Lopez-Sejas N, Campos C, Hassouneh F, Sanchez-Correa B, Tarazona R, Pera A,  
598 Solana R. Effect of CMV and Aging on the Differential Expression of CD300a,  
599 CD161, T-bet, and Eomes on NK Cell Subsets. *Front Immunol* 2016;7:1-13. doi:  
600 10.3389/fimmu.2016.00476
- 601 20. Marshall M, Ferguson ID, Lewis P, Jaggi P, Gagliardo C, Stewart JC. Symptomatic  
602 acute myocarditis in 7 adolescents after Pfizer-BioNTech COVID-19 vaccination.  
603 *Pediatrics* 2021;148:2-11. doi e2021052478

- 604 21. Oster ME, Shay DK, Su JR, Gee J, Creech B, Broder KR et al. Myocarditis cases  
605 reported after mRNA-Based COVID-19 vaccination in the US from December 2020 to  
606 August 2021. *JAMA* 2022;327:331-340. doi:10.1001/jama.2021.24110
- 607 22. Petersen E, Buchy P. Vaccination against SARS-CoV-2 should be included in  
608 childhood vaccination programs. *Int. J Infectious Diseases* 2021;106:429–430 doi:  
609 <https://doi.org/10.1016/j.ijid.2021.04.082>
- 610 23. Portal-Miranda JA. Las vacunas cubanas generan anticuerpos ante ómicron: Ese éxito  
611 no puede llevarnos a la confianza. <http://www.cubadebate.cu/opinion/2022/01/26/> 2022  
612 (Accessed January 26<sup>th</sup>, 2022)
- 613 24. Rodriguez A. Virus slams Cuba as it races to roll out its new vaccines. ABC News,  
614 July 21th, 2021. [https://abcnews.go.com/Health/wireStory/virus-slams-cuba-races-roll-](https://abcnews.go.com/Health/wireStory/virus-slams-cuba-races-roll-vaccines-78953663)  
615 [vaccines-78953663](https://abcnews.go.com/Health/wireStory/virus-slams-cuba-races-roll-vaccines-78953663) (Accessed February 17th, 2022)
- 616 25. Thapa P, Farber D. The Role of the Thymus in the Immune Response. *Thorac Surg*  
617 *Clin*, 2019; 29:123-131 doi: 10.1016/j.thorsurg.2018.12.001
- 618 26. Toledo-Romani ME, Garcia-Carmenate M, Valenzuela-Silva C, Baldoquin-Rodriguez  
619 W, Martínez-Pérez M, Rodríguez-Gonzalez MC, et al. Efficacy and Safety of  
620 SOBERANA 02, a COVID-19 conjugate vaccine in heterologous three doses  
621 combination. *MedRxiv* 2021c <https://doi.org/10.1101/2021.10.31.21265703>
- 622 27. Toledo-Romani ME, García-Carmenate M, Verdecia-Sánchez L, Pérez-Rodríguez S,  
623 Rodríguez-González M, Valenzuela-Silva C. et al. Safety and immunogenicity of anti-  
624 SARS CoV-2 conjugate vaccine SOBERANA 02 in a two-dose or three-dose  
625 heterologous scheme in adults: Phase IIb Clinical Trial. *MedRxiv* 2021b  
626 <https://doi.org/10.1101/2022.01.01.21268271>
- 627 28. Toledo-Romani ME, Verdecia-Sánchez L, Rodríguez-González M, Rodríguez-Noda  
628 L, Valenzuela-Silva C, Paredes-Moreno et al. Safety and immunogenicity of anti-  
629 SARS CoV-2 vaccine SOBERANA 02 in homologous or heterologous scheme.  
630 *MedRxiv* 2021a doi: <https://doi.org/10.1101/2021.11.14.21266309>
- 631 29. Valdes-Balbin Y, Santana-Mederos D, Paquet F, Fernandez S, Climent Y, Chiodo F et  
632 al. Molecular Aspects Concerning the Use of the SARS-CoV-2 Receptor Binding  
633 Domain as a Target for Preventive Vaccines. *ACS Cent Sci* 2021;7:757–67.  
634 <https://doi.org/10.1021/acscentsci.1c00216>
- 635 30. Valdes-Balbin Y, Santana-Mederos D, Quintero L, Fernandez S, Rodriguez L,  
636 Sanchez-Ramírez B et al. SARS-CoV-2 RBD-Tetanus toxoid conjugate vaccine  
637 induces a strong neutralizing immunity. *ACS Chem Biol* 2021;16:1223–33.  
638 <https://doi.org/10.1021/acscchembio.1c00272>



- 639 31. Ventura MT, Casciaro M, Gangemi S, Buquicchio R. Immunosenescence in aging:  
640 between immune cells depletion and cytokines up-regulation. *Clin Mol Allergy* 2017;  
641 15:21 doi: <https://doi.org/10.1186/s12948-017-0077-0>
- 642 32. Verez-Bencomo V, Fernandez-Santana V, Hardy E, Toledo ME, Rodriguez MC,  
643 Heynngnezz L et. al. A synthetic conjugate polysaccharide vaccine against  
644 *Haemophilus influenzae* type b. *Science* 2004;305: 522-525 doi:  
645 10.1126/science.1095209
- 646 33. Wallace M, Woodworth KR, Gargano JW, Scobie HM, Blain M, Moulia D et al. The  
647 Advisory Committee on Immunization Practices' interim recommendation for use of  
648 Pfizer-BioNTech COVID-19 vaccine in adolescents aged 12–15 years—United States,  
649 May 2021. *MMWR Morb Mortal Wkly Rep* 2021;70:749–52.  
650 <https://doi.org/10.15585/mmwr.mm7020e1>
- 651 34. Walter EB, Talaat KR, Sabharwal C, Gurtman A, Lockhart S, Paulsen GC et al.  
652 Evaluation of the BNT162b2 Covid-19 Vaccine in Children 5 to 11 Years of Age. *N*  
653 *Engl J Med* 2022;386:35-46 doi: 10.1056/NEJMoa2116298
- 654 35. WHO COVID-19 – Landscape of novel coronavirus candidate vaccine development  
655 worldwide. [https://www.who.int/publications/m/item/draft-landscape-of-covid-19-](https://www.who.int/publications/m/item/draft-landscape-of-covid-19-candidate-vaccines)  
656 [candidate-vaccines](https://www.who.int/publications/m/item/draft-landscape-of-covid-19-candidate-vaccines), 2021 (accessed December 29th, 2021)
- 657 36. World Health Organization. Causality Assessment of an Adverse Event Following  
658 Immunization (AEFI). 2nd Edition. Geneva: WHO; 2019. ISBN: 9789241516990  
659 <https://www.who.int/publications/i/item/causality-assessment-aeft-user-manual-2019>  
660 2019 (Accessed June 17<sup>th</sup>, 2021)
- 661 37. Xia S, Zhang YT, Wang Y, Wang H, Yang Y, Fu-Gao G et al. Safety and  
662 immunogenicity of an inactivated COVID-19 vaccine, BBIBP-CorV, in people  
663 younger than 18 years: a randomised, double-blind, controlled, phase 1/2 trial. *Lancet*  
664 *Infect Dis* 2022;22:196-208. doi: 10.1016/S1473-3099(21)00462-X
- 665 38. Yang S, Li Y, Dai L, Wang J, He P, Li C, et al. Safety and immunogenicity of a  
666 recombinant tandem-repeat dimeric RBD-based protein subunit vaccine (ZF2001)  
667 against COVID-19 in adults: two randomised, double-blind, placebo-controlled, phase 1  
668 and 2 trials. *Lancet Infect Dis.* 2021; 21:1107-11. doi: [https://doi.org/10.1016/S1473-](https://doi.org/10.1016/S1473-3099(21)00127-4)  
669 [3099\(21\)00127-4](https://doi.org/10.1016/S1473-3099(21)00127-4)
- 670