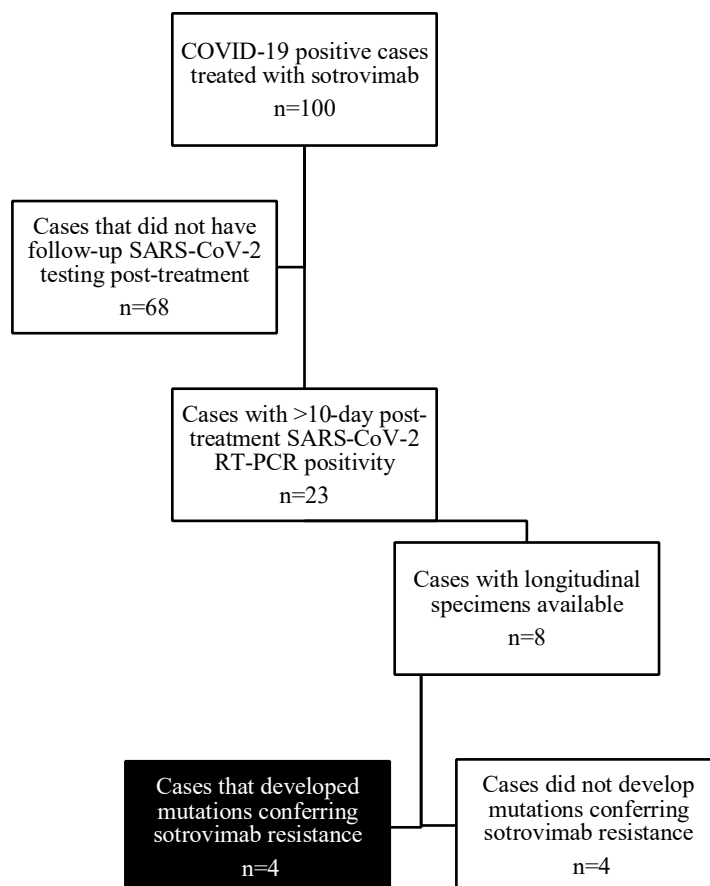


## Supplementary Material

### RESISTANCE CONFERRING MUTATIONS IN SARS-CoV-2 DELTA FOLLOWING SOTROVIMAB INFUSION

Rebecca J Rockett<sup>1,4</sup>, Kerri Basile<sup>2</sup>, Susan Maddocks<sup>2,3</sup>, Winkie Fong<sup>1</sup>, Jessica E Agius<sup>1</sup>, Jessica Johnson Mackinnon<sup>1</sup>, Alicia Arnott<sup>1,2</sup>, Shona Chandra<sup>1</sup>, Mailie Gall<sup>1</sup>, Jenny Draper<sup>1,2</sup>, Elena Martinez<sup>1</sup>, Eby Sim<sup>1,2</sup>, Clement Lee<sup>2</sup>, Christine Ngo<sup>2</sup>, Marc Ramsperger<sup>2</sup>, Andrew Ginn<sup>2</sup>, Qinning Wang<sup>2</sup>, Michael Fennell<sup>2</sup>, Danny Ko<sup>2</sup>, H Ling Lim<sup>2,5</sup>, Nicky Gilroy<sup>3</sup>, Matthew V N O'Sullivan<sup>1,2,3,4</sup>, Sharon C-A Chen<sup>1,2,4</sup>, Jen Kok<sup>1,2</sup>, Dominic E Dwyer<sup>1,2,4</sup>, Vitali Sintchenko<sup>1,2,4</sup>

**Figure S1. Outline of testing details for patients treated with sotrovimab**



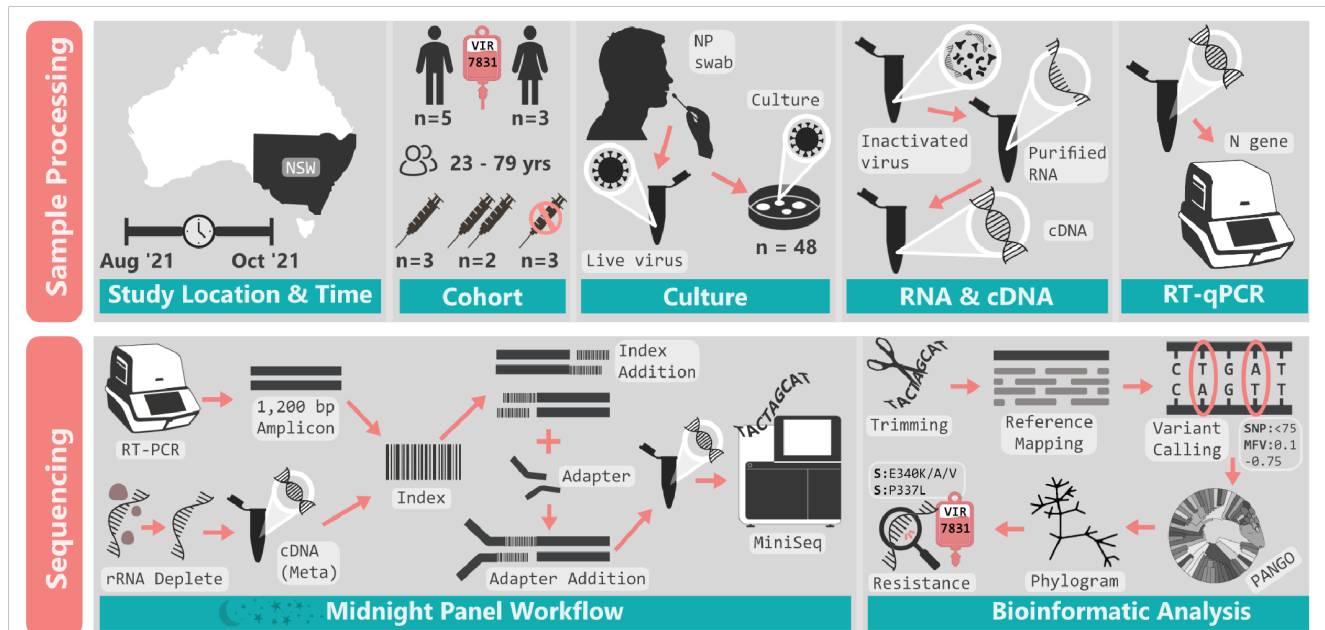
**Key:** COVID-19 – Coronavirus disease 2019 (COVID-19); RT-PCR – reverse transcriptase real time polymerase chain reaction; SARS-CoV-2 – Severe Acute Respiratory Syndrome Coronavirus 2

**Table S1. Extended demographic and clinical information**

Case	Age (yrs)	Co-morbidities	Hospital Admission	Treatment	Vaccination Status
R001	30-40	Lung Tx	Y (ward based)	Dexamethasone Remdesivir Sotrovimab	2 doses of Pfizer/BioNTech,
R002	30-40	CVID	Y, ( ICU - ECMO, without intubation)	Dexamethasone, Sarilumab, Sotrovimab, Remdesivir	1 dose of Pfizer/BioNTech
R003	20-30	Renal Tx CMV BK viremia	Y, (ward based)	Sotrovimab	1 dose of Pfizer/BioNTech
R004	70-80	Myeloproliferative disorder †	Y (ward based)	Sotrovimab	Unvaccinated
R005	70-80	Interstitial Lung disease†	Y – (ward based)	Sotrovimab	Unvaccinated
R006	50-60	Renal Tx, MM, T2 DM	Y (ward based)	Baricitinib Dexamethasone Remdesivir Sotrovimab	Unvaccinated
R007	60-70	ESRF/T2DM	Y (ward based)	Dexamethasone Sotrovimab	1 dose of Pfizer/BioNTech,
R008	70-80	CLL (intragam), ESRF,T2 DM,	Y (ward based)	Dexamethasone Sotrovimab	2 doses of Pfizer/BioNTech
R009	30-40	Nil known	N	NIL	2 doses of Pfizer/BioNTech
R010	0-10	Nil known	N	NIL	Unvaccinated

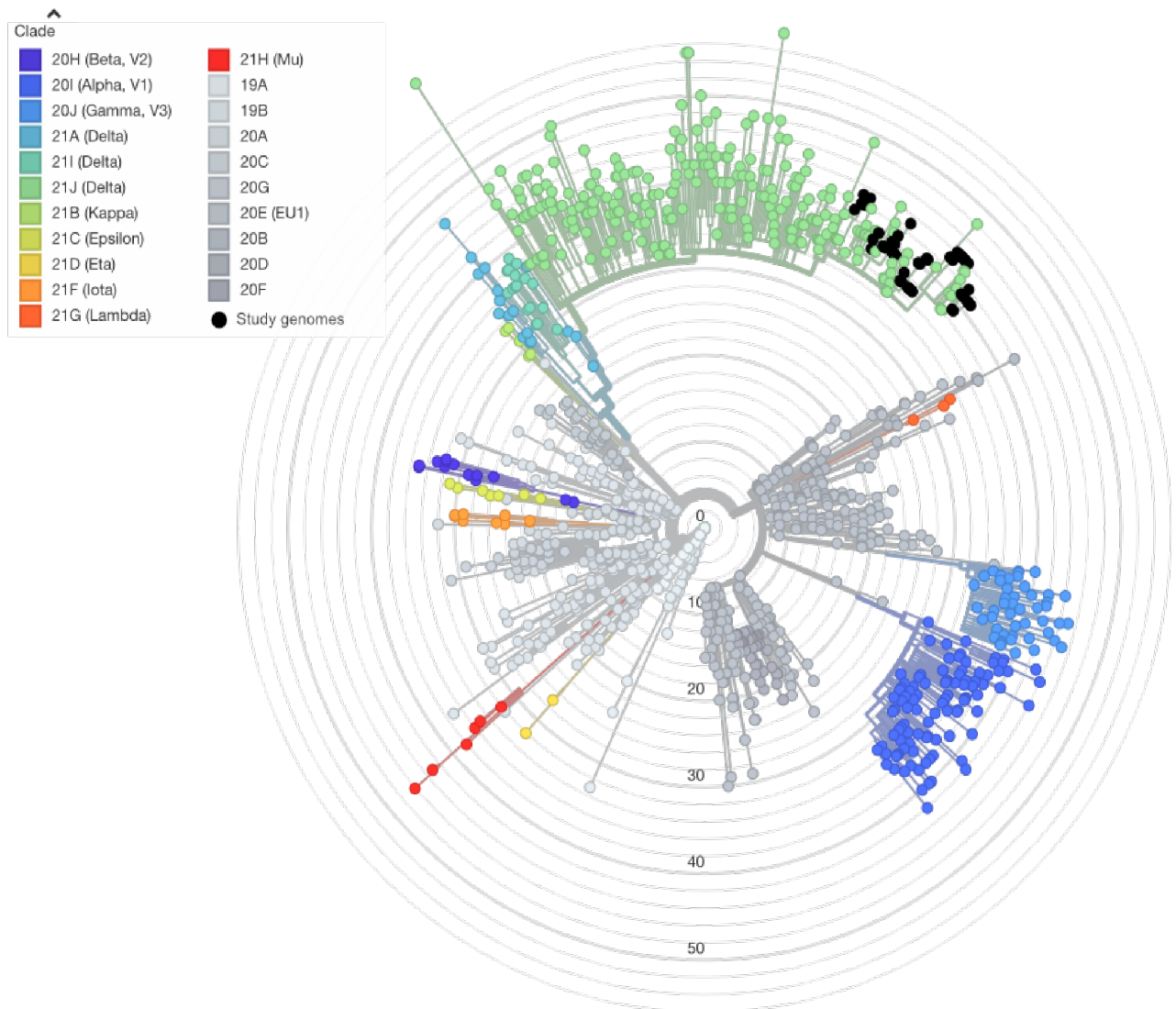
**Key:** CLL – chronic lymphocytic leukaemia treated with intragam; Complete - two doses of BNT162b2 (Comirnaty, Pfizer/BioNTech) received 7 days before testing positive to SARSCoV-2 in accordance with COVID-19 local vaccination recommendations<sup>14</sup>; CMV – cytomegalovirus; CVID – Common variable Immunodeficiency, receives weekly IVIg; ECMO – extracorporeal membrane oxygenation, without intubation; ESRF- end stage renal failure; F – female; ICU – intensive care unit; IVIg- intravenous immunoglobulin; M – male; MM – multiple myeloma; N – No; Partial – either one dose of vaccine or receipt of the second dose <7 days from SARS-CoV-2 RNA detection by RT-PCR; T2 DM – Type 2 Diabetes Mellitus; Tx – transplant; Y – yes; † - passed away

**Figure S2. Outline of molecular, phenotypic and next generation sequencing methodology**



**Key:** NP swab – Nasopharyngeal swab; RT-PCR – reverse transcriptase real time polymerase chain reaction; N-gene – qRT-PCR amplifying the SARS-CoV-2 Nucleocapsid gene; rRNA deplete –rRNA Depletion (Human/Mouse/Rat), SNP – Single Nucleotide Polymorphism; MFV – Minority allele Frequency Variant; PANGO - Phylogenetic Assignment of Named Global Outbreak LINEages

**Figure S3.** Subsampled global phylogeny of SARS-CoV-2 highlighting Delta VOC genomes sequenced in this study



**Figure S3.** A maximum likelihood phylogeny representing the global diversity of SARSCoV-2 genomes during the study period (n= 1,084). Genomes generated as part of this study are highlighted with back nodes and are part of the Delta VOC (GISAD clade 21J) (n=50). Node colours depict SARS-CoV-2 lineages circulating globally

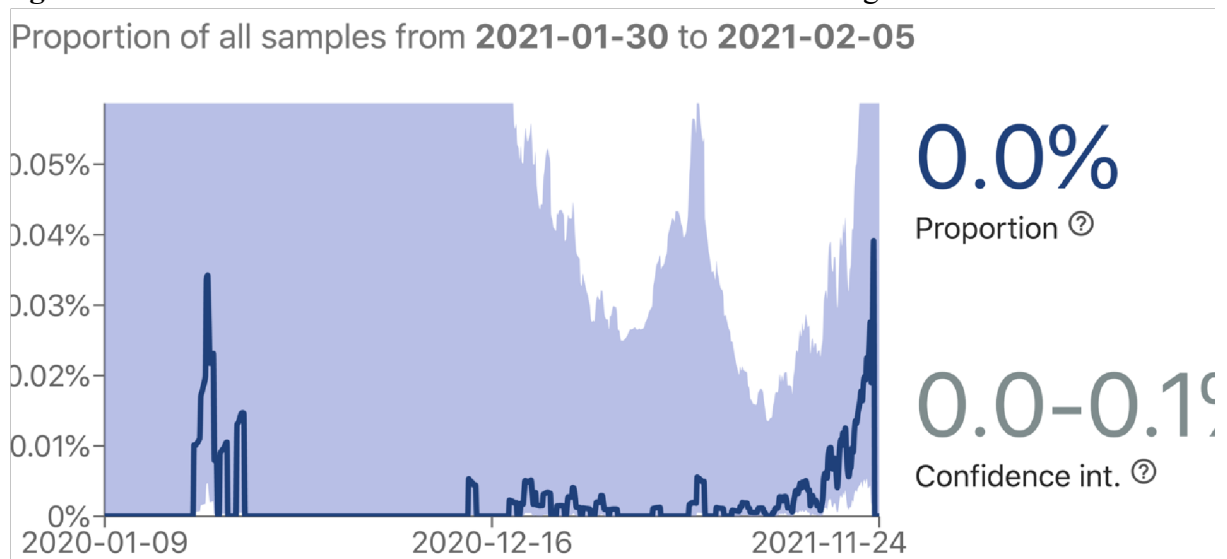
**Table S2.** SARS-CoV-2 genomes containing consensus mutations at E340K in NSW, Australia

Virus name	Accession ID	Lineage	COVID-19 treatments
hCoV-19/Australia/NSWICPMR-7006/2021	EPI_ISL_4205292	AY.39.1	Sotrovimab
hCoV-19/Australia/NSWICPMR-9723/2021	EPI_ISL_4968481	AY.39.1	Sotrovimab
hCoV-19/Australia/NSWSAVID-6825/2021	EPI_ISL_5321824	AY.39.1	Unknown
hCoV-19/Australia/NSWSAVID-6814/2021	EPI_ISL_5321822	AY.39.1	Unknown

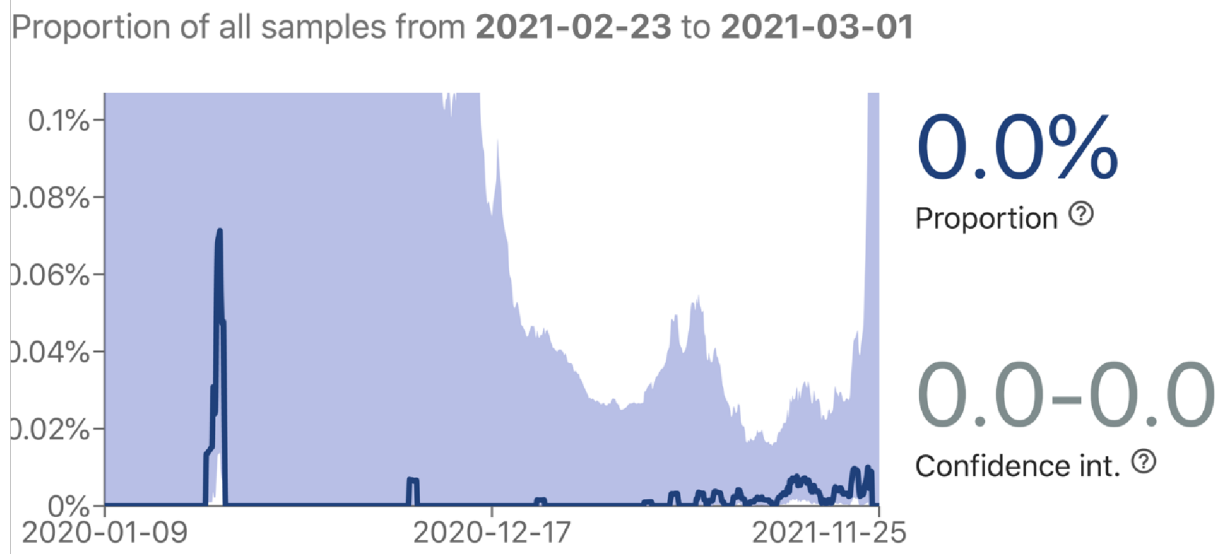
**Table S3.** SARS-CoV-2 genomes containing sub-consensus mutations conferring sotrovimab resistance in NSW, Australia

Genome ID	Treatment	Conferring mutation (Read frequency)	GISAID Virus name
R013	Sotrovimab	S:E340K (0.99)	Not uploaded (incomplete)
R017	Unknown	S:E340K (0.99)	Not uploaded (incomplete)
R018	Nil	S:E340K (0.99)	Not uploaded
R019	Nil	S:P337T (0.99)	hCoV-19/Australia/NSW-ICPMR-11885
R020	Nil	S:P337L (0.11)	hCoV-19/Australia/NSW-NSW1877
R021	Nil	S:P337S (0.16)	hCoV-19/Australia/NSW-NSW4424

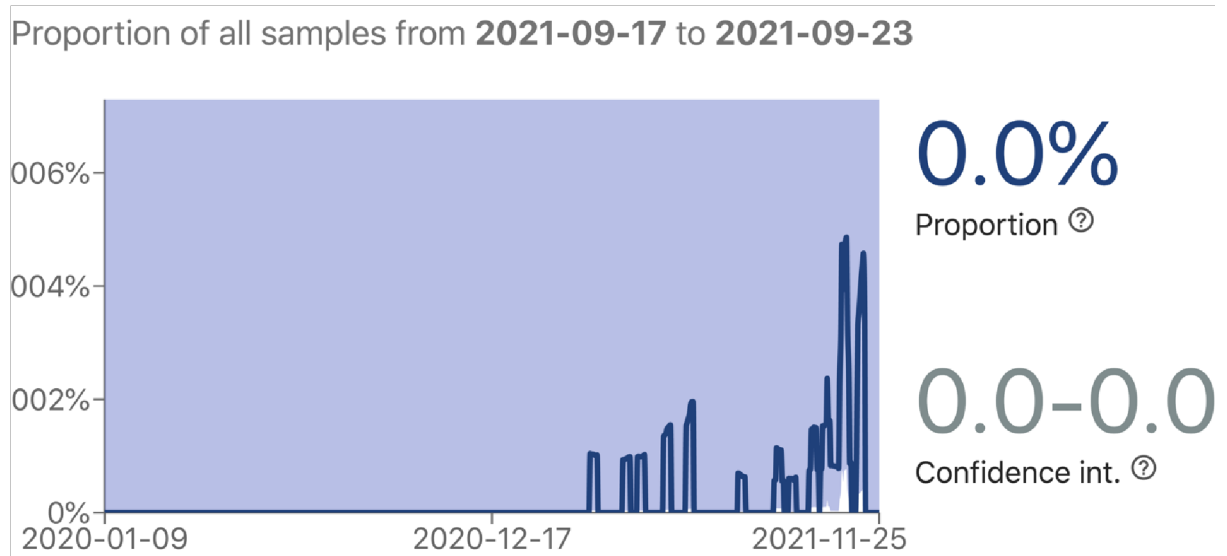
**Figure S4.** International incidence of S:E340K mutation: total 130 genomes



**Figure S5.** International incidence of S:E340A mutation: total 101 genomes



**Figure S6.** International incidence of S:E340V mutation: total 24 genomes



**Figure S7.** International incidence of P337L mutations: total 65 genomes

