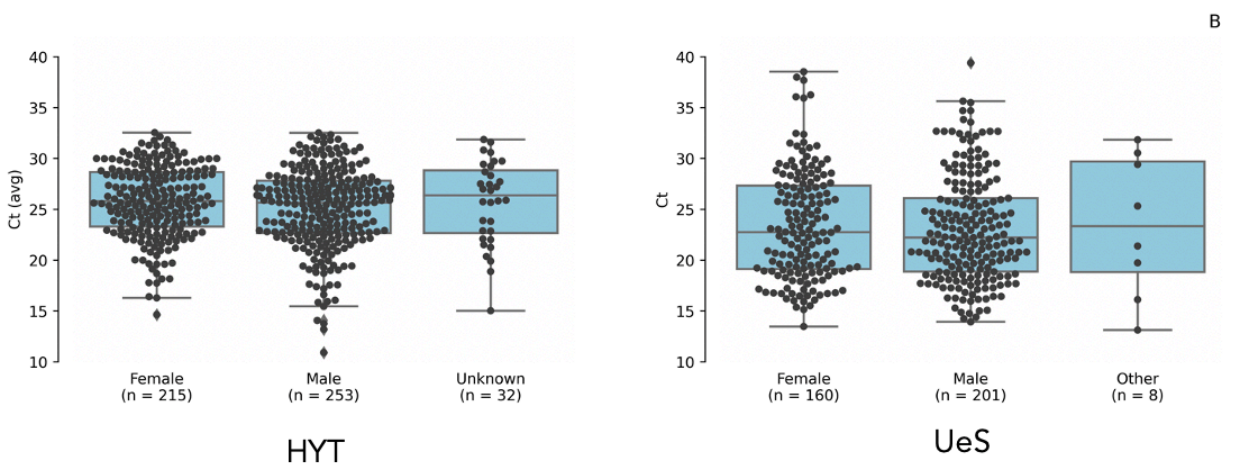
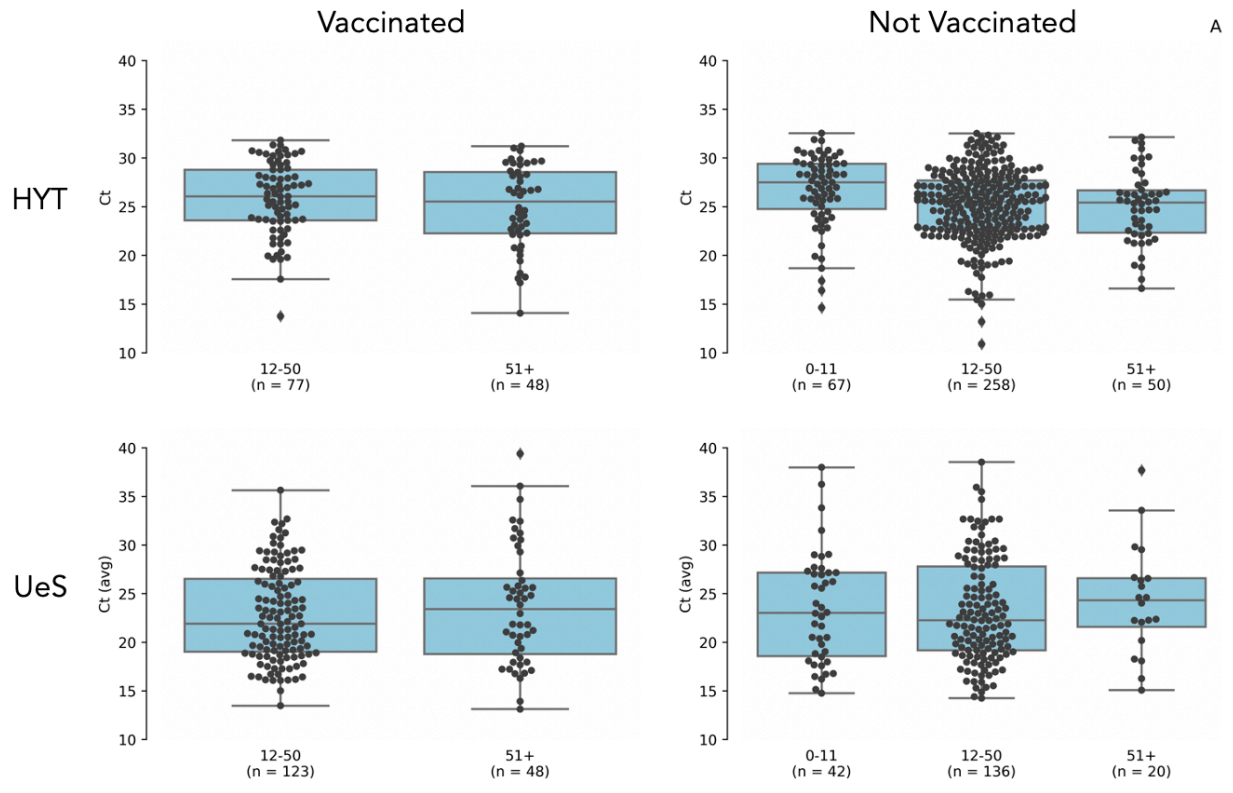
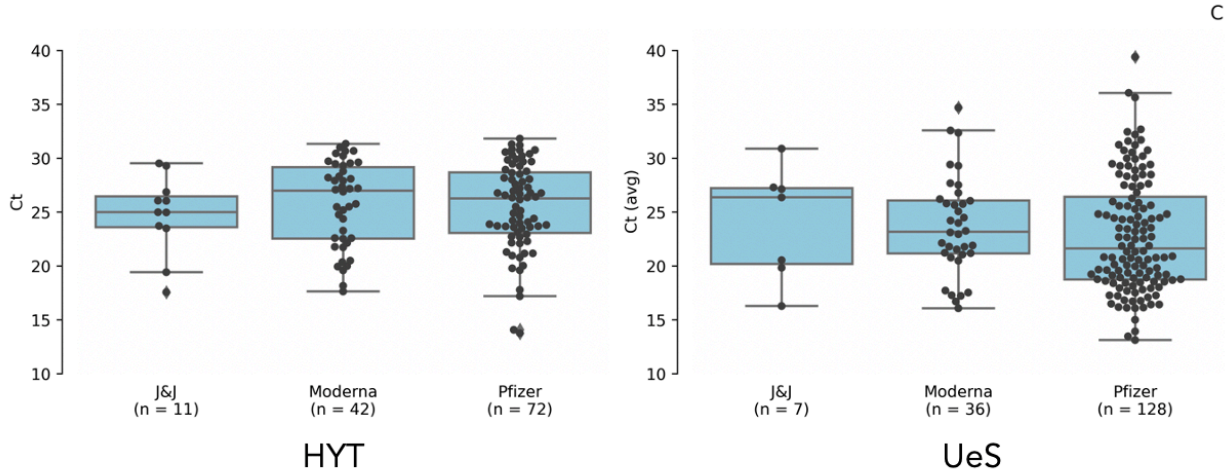


Supplementary Table 2. Individuals involved in generating the data used this study.

Affiliation	Sector	Name	
Healthy Yolo Together	Medical and Administrative Oversight	Ralph Green	
		Sheri Belafsky	
		Brad Pollock	
		Tod Stoltz	
		Ken Burtis	
	Sample Collection	Karisa Gold	
		Sophia Haro	
		Testing	Vanessa Rashbrook
			Lutz Froenicke
			Siranoosh Atari
		Heather Matalaka	
		Maria Kohler	
		Emily Kumimoto	
		Sherri Wykoff-Clary	
		Sheryl Bernauer	
		Nicole Slattengren	
		Kazuari Nozue	
	Helena Chang		
	Tommy Tran		
	Genotyping and Sequencing	Ana Menchaca	
		Monica Britton	
		Van Ly	
		Ryan Davis	
		Stephanie Liu	
		Data Handling	Matt Settles
	Adam Schaal		
	Jeff Trunnelle		
Unidos en Salud	Medical and Administrative Oversight	Salustiano Ribeiro	
		Douglas Black	
		Jen Nossokoff	
		Gabriel Chamie	
		Joselin Payan	
		Maria Powell	
		Shalom Bandi	
		Susy Rojas	
		Rebecca Valencia	
		Data Handling	James Peng

		Simone Manganelli
	Community, Latino Task Force, and Unidos en Salud Staff	Valerie Tulier-Laiwa
		Tracy Gallardo-Brown
		Nelson Rivera
		Alejandra Rodriguez
		Chanagan Surrick
		Jonathan Lemus
		Margarita Sanchez
		Cecilia Cuadra
		Sonia Alvarenga
		Patricia Lopez
		Rosario Rodriguez
		Glenda Cifuentes
		Mario Delgado
		Erica Vasquez
		Xzalyn Hernandez
		Patricia Murillo
		Nayeli Veloz
		Julie Satterfield
		Helen Woldemariam





Supplementary Figure 1. SARS-CoV-2 Ct-values stratified by age group, sex, and vaccine type. SARS -CoV-2 reverse transcription-polymerase chain reaction cycle threshold values for specimens from patients by age and vaccine status from Healthy Yolo Together (City of Davis and Yolo County, California) and from specimens by vaccine and symptom status from Unidos en Salud (Mission District, San Francisco, California) (Panel A), by gender (Panel B), and by vaccine type (Panel C). Box plots show first quartile, median, and third quartiles in shaded region; diamonds indicate outliers beyond 1.5 times the interquartile range; p-values were calculated with two-sided t-tests.