

Appendix 1. Questionnaire

If you consent to participate in this survey, please put a check mark in the below and write the date on which you responded to the survey.

I hereby consent to participate in this study.

Response date (using the format Month/Day/Year): ____ / ____ /2021

1) The following questions are about you. For multiple-choice questions, please circle the answer that applies to you. For questions that include parentheses (), please write your answer inside the parentheses.

Age () years

Sex

1. Male
2. Female

Height () cm

Weight () kg

History of smoking

3. Yes
4. No

History of alcohol consumption

1. Yes
2. No

Medical history (past illnesses)

1. Hypertension
2. Diabetes
3. Dyslipidemia
4. Bronchial asthma
5. Chronic obstructive pulmonary disease (COPD)
6. Myocardial infarction

7. Melanoma
8. Connective tissue/rheumatic disease
9. Immune deficiency disease
10. Chronic kidney disease
11. Other ()

Obstetric history (women)

1. I had a pregnancy before I was infected with coronavirus.
2. I was pregnant when I was infected with coronavirus.
3. I have never been pregnant.

2) The following questions are about the course of your coronavirus infection. Please circle the answers that apply to you.

I was diagnosed with pneumonia	1. Yes	2. No	3. I don't know
I was administered oxygen once or more	1. Yes	2. No	3. I don't know
I was put on a ventilator once or more	1. Yes	2. No	3. I don't know
I was treated with ECMO once or more	1. Yes	2. No	3. I don't know
I was prescribed antivirals ¹	1. Yes	2. No	3. I don't know
I was prescribed steroids ²	1. Yes	2. No	3. I don't know

Notes: 1) Antivirals are drugs used to COVID-19, such as remdesivir (Veklury), favipiravir (Avigan), ivermectin (Stromectol), lopinavir/ritonavir (Kaletra), hydroxychloroquine (Plaquenil), and azithromycin (Zithromax).

2) Steroids refer to drugs that inhibit inflammation, such as dexamethasone (Dexart), prednisolone (Predonin), and methylprednisolone (Solu-Medrol).

3) The following questions are about the aftereffects of COVID-19. Please note whether you experienced the following symptoms. If yes, please write the duration of that symptom in days. If you are unsure, please write the approximate duration.

Example: If you had a symptom for 20 days starting on day 30 after coronavirus infection, please respond as follows:

Yes

1. If yes, A. Since infection

a. For (20) days

2. No

B. Since day (30) after infection

b. Ongoing

Fever

1. Yes

1. If yes, A. Since infection
infection

a. For () days

2. No

B. Since day () after

b. Ongoing

Fatigue (Sluggishness)

1. Yes

1. If yes, A. Since infection
infection

a. For () days

2. No

B. Since day () after

b. Ongoing

Shortness of breath (Difficulty breathing)

1. Yes

1. If yes, A. Since infection
infection

a. For () days

2. No

B. Since day () after

b. Ongoing

Joint pain

1. Yes

2. No

1. If yes, A. Since infection
infection

B. Since day () after

a. For () days

b. Ongoing

Myalgia (Muscle pain)

1. Yes

2. No

1. If yes, A. Since infection
infection

B. Since day () after

a. For () days

b. Ongoing

Chest pain

1. Yes

2. No

1. If yes, A. Since infection
infection

B. Since day () after

a. For () days

b. Ongoing

Cough

1. Yes

2. No

1. If yes, A. Since infection
infection

B. Since day () after

a. For () days

b. Ongoing

Abdominal pain (Stomach pain)

1. Yes

2. No

1. If yes, A. Since infection
infection

B. Since day () after

a. For () days

b. Ongoing

Dysosmia (loss of smell)

1. Yes

2. No

1. If yes, A. Since infection
infection

B. Since day () after

a. For () days

b. Ongoing

Dysgeusia (loss of taste)

1. Yes

2. No

1. If yes, A. Since infection
infection

B. Since day () after

a. For () days

b. Ongoing

Nasal discharge

1. Yes

2. No

1. If yes, A. Since infection
infection

B. Since day () after

a. For () days

b. Ongoing

Bloodshot eyes

1. Yes

2. No

1. If yes, A. Since infection
infection

B. Since day () after

a. For () days

b. Ongoing

Headache

1. Yes

2. No

1. If yes, A. Since infection
infection

B. Since day () after

a. For () days

b. Ongoing

Phlegm

1. Yes

2. No

1. If yes, A. Since infection
infection

B. Since day () after

a. For () days

b. Ongoing

Sore throat

1. Yes

2. No

1. If yes, A. Since infection
infection

B. Since day () after

a. For () days

b. Ongoing

Diarrhea

1. Yes

2. No

1. If yes, A. Since infection
infection

B. Since day () after

a. For () days

b. Ongoing

Nausea/vomiting

1. Yes

2. No

1. If yes, A. Since infection
infection

B. Since day () after

a. For () days

b. Ongoing

Loss of appetite

1. Yes

2. No

1. If yes, A. Since infection
infection

B. Since day () after

a. For () days

b. Ongoing

Hair loss

1. Yes

2. No

1. If yes, A. Since infection
infection

B. Since day () after

a. For () days

b. Ongoing

i. In patches

ii. Diffuse hair loss

iii. Don't know

Depression

1. Yes

2. No

1. If yes, A. Since infection
infection

B. Since day () after

a. For () days

b. Ongoing

Loss of concentration

1. Yes

2. No

1. If yes, A. Since infection

B. Since day () after

infection

a. For () days

b. Ongoing

Memory disturbance (forgetfulness)

1. Yes

2. No

1. If yes, A. Since infection

B. Since day () after

infection

a. For () days

b. Ongoing

Appendix 2. The number of the participants with COVID-19 symptoms and their persistence

symptoms	Number (% ^a)	Lasting more than 4 weeks (% ^a)	Lasting more than 12 weeks (% ^a)	Late onset (% ^b)
fever	293 (64.1)	12 (2.6)	1 (0.2)	2 (0.7)
fatigue	292 (64.0)	93 (20.4)	47 (10.3)	8 (2.7)
dysosmia	219 (47.9)	104 (22.8)	62 (13.6)	4 (1.8)
cough	214 (46.8)	68 (14.9)	21 (4.6)	4 (1.9)
dysgeusia	185 (40.6)	69 (15.1)	30 (6.6)	2 (1.1)
headache	173 (37.9)	32 (7.0)	18 (3.9)	3 (1.7)
LoA	171 (37.6)	24 (5.3)	9 (2.0)	0 (0)
SoB	163 (35.7)	55 (12.0)	25 (5.5)	4 (2.5)
joint pain	153 (33.5)	20 (4.4)	15 (3.3)	5 (3.3)
sore throat	139 (30.5)	12 (2.6)	5 (1.1)	1 (0.7)
LoC	137 (30.0)	95 (20.8)	70 (15.3)	10 (7.3)
depression	125 (27.5)	79 (17.3)	55 (12.0)	16 (12.8)
myalgia	113 (24.7)	16 (3.5)	11 (2.4)	3 (2.7)
diarrhea	111 (24.3)	6 (1.3)	4 (0.9)	2 (1.8)

sputum	109 (23.9)	25 (5.5)	13 (2.8)	2 (1.8)
hair loss	103 (22.7)	73 (16.0)	29 (6.3)	58 (56.3)
MD	102 (22.5)	88 (19.3)	78 (17.1)	17 (16.7)
runny nose	96 (21.1)	14 (3.1)	9 (2.0)	0 (0)
chest pain	92 (20.1)	32 (7.0)	18 (3.9)	7 (7.6)
abdominal pain	47 (10.3)	3 (0.7)	1 (0.2)	0 (0)
nausea	36 (7.9)	4 (0.9)	3 (0.7)	0 (0)
conjunctivitis	32 (7.0)	4 (0.9)	1 (0.2)	0 (0)

Abbreviations: LoA, loss of appetite; SoB, shortness of breath; LoC, loss of concentration; MD,

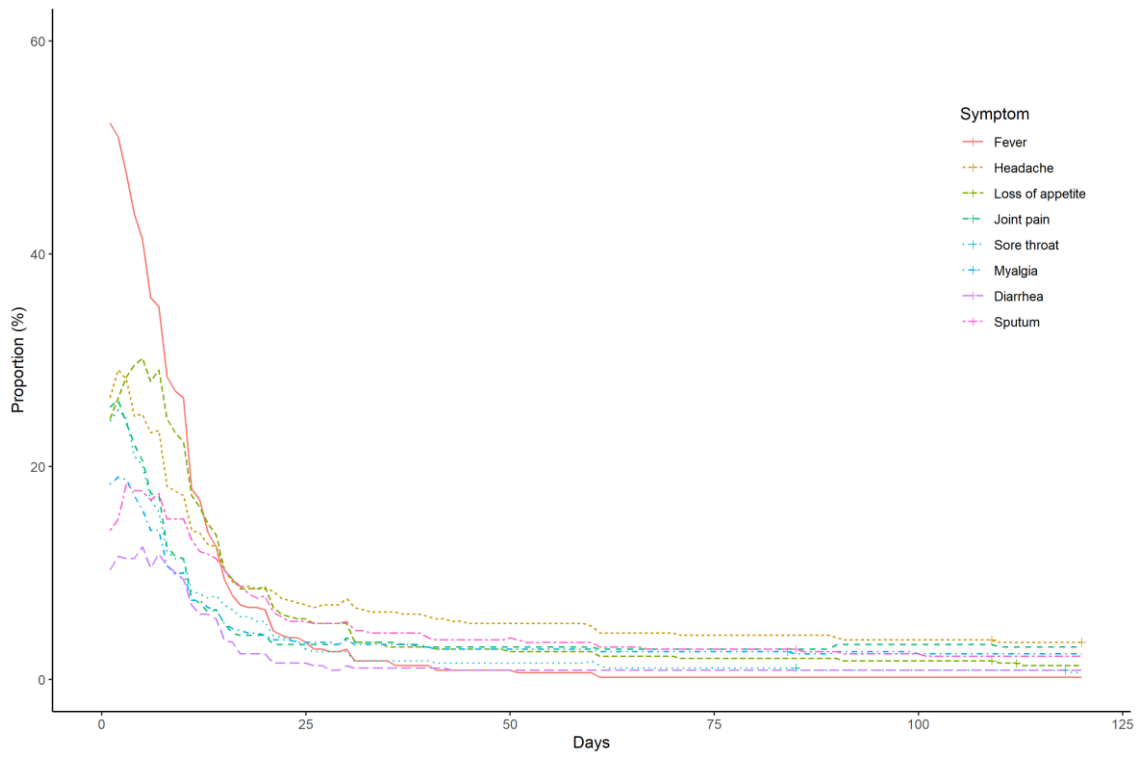
memory disturbance.

^aCalculated by dividing the number of patients by the total number of participants (n =457).

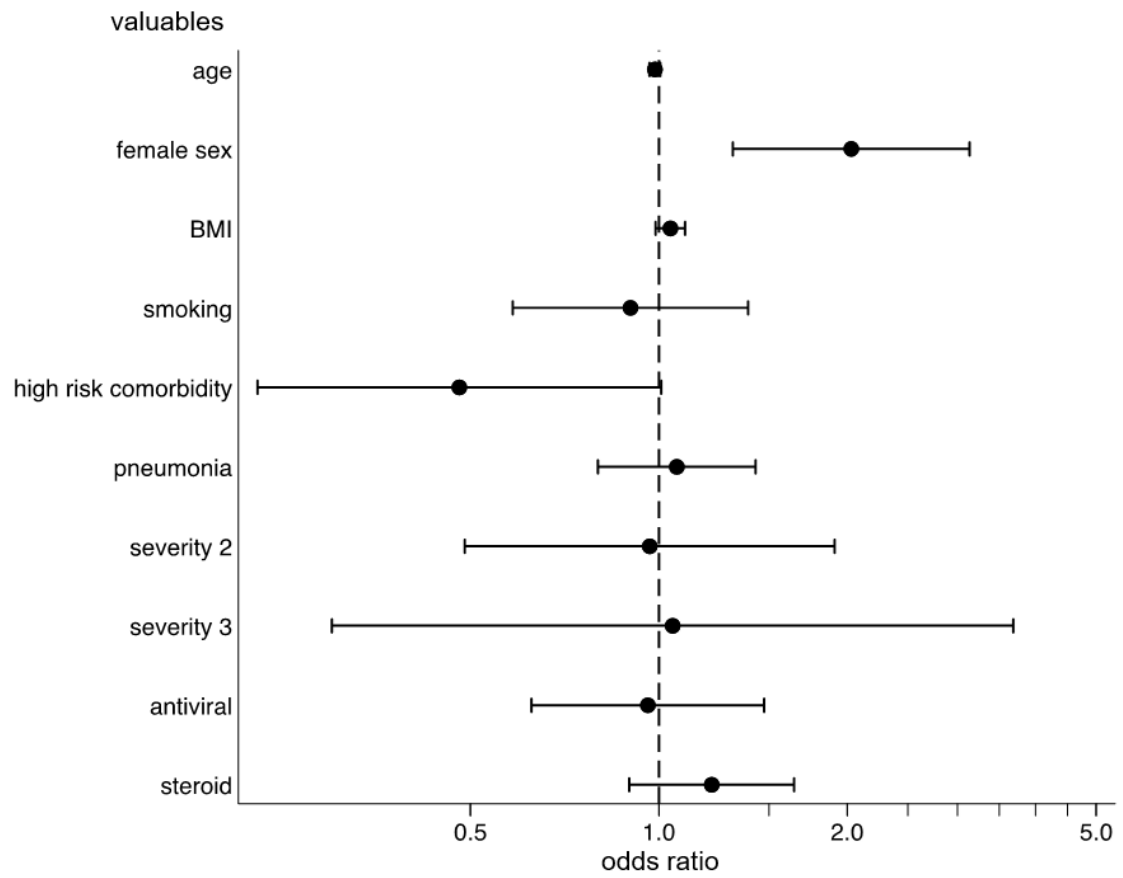
^bCalculated by dividing the number of patients by the number of participants who experienced

the symptoms (N=457).

Appendix 3. Acute symptoms associated with COVID-19

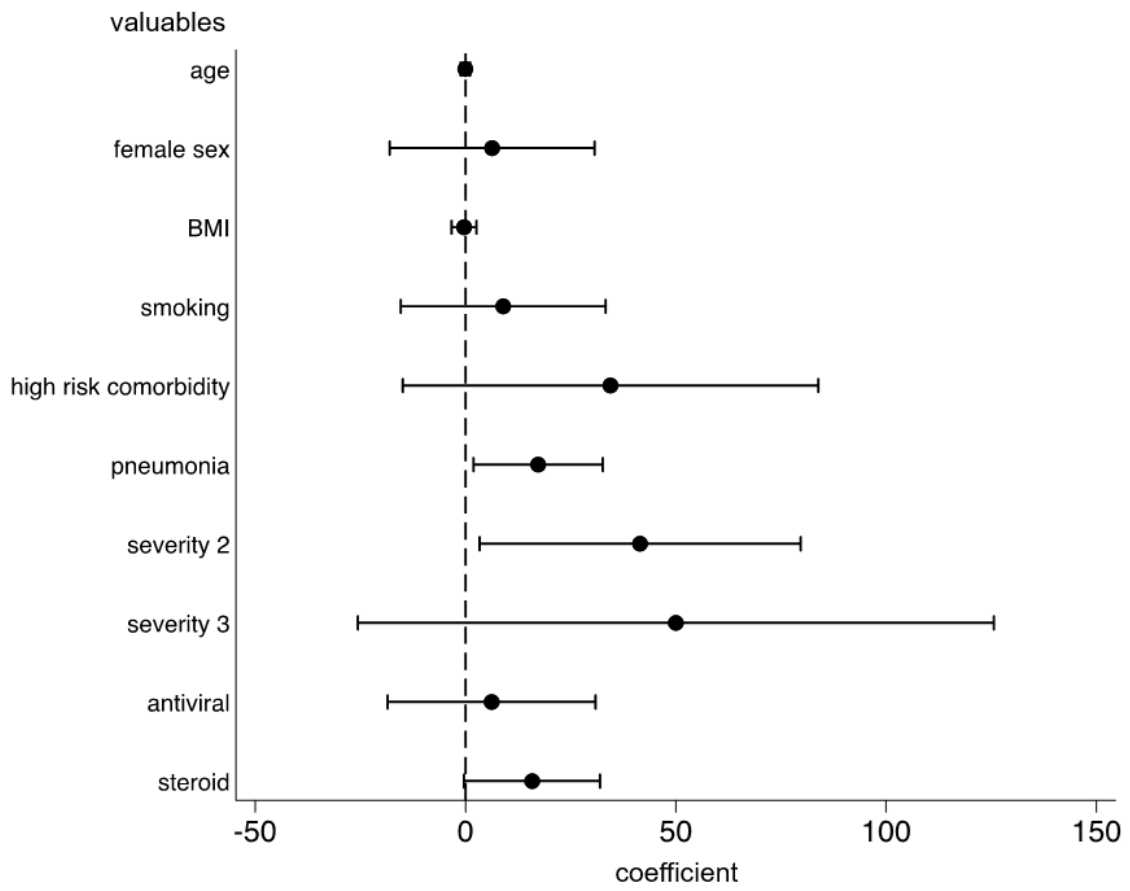


Appendix 4a. Risk factors for development of fatigue in patients with COVID-19



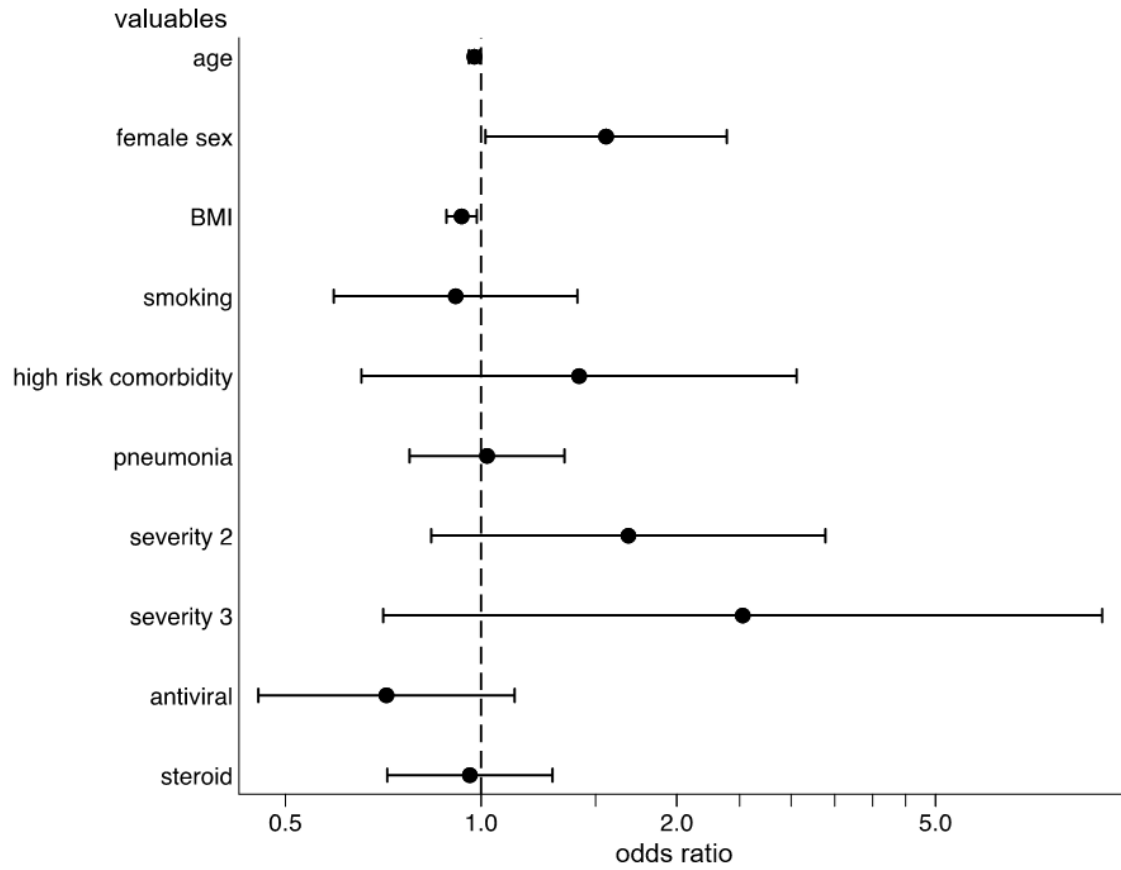
*Abbreviation: BMI, body mass index.
severity 2: moderate severity compared to mild severity
severity 3: severe severity compared to mild severity

Appendix 4b. Risk factors for persistence of fatigue among patients with fatigue



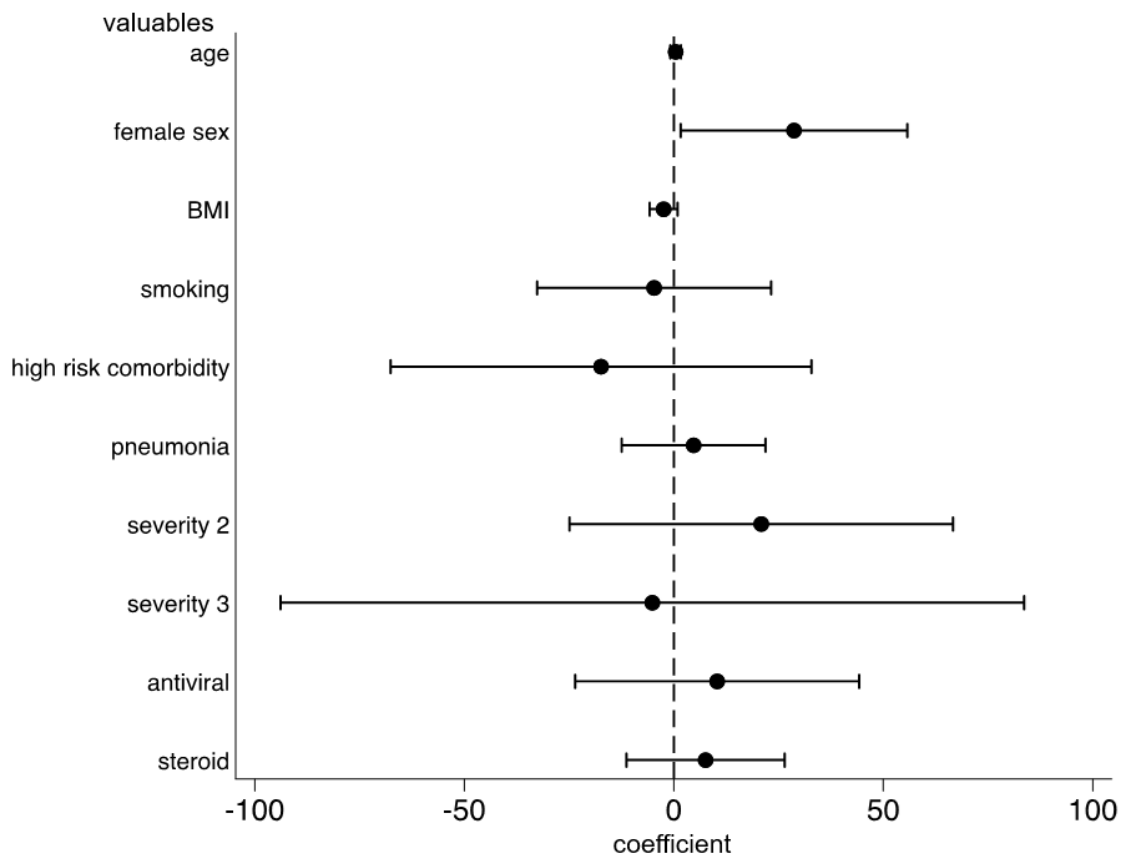
*Abbreviation: BMI, body mass index.
severity 2: moderate severity compared to mild severity
severity 3: severe severity compared to mild severity

Appendix 5a. Risk factors for development of dysgeusia in patients with COVID-19



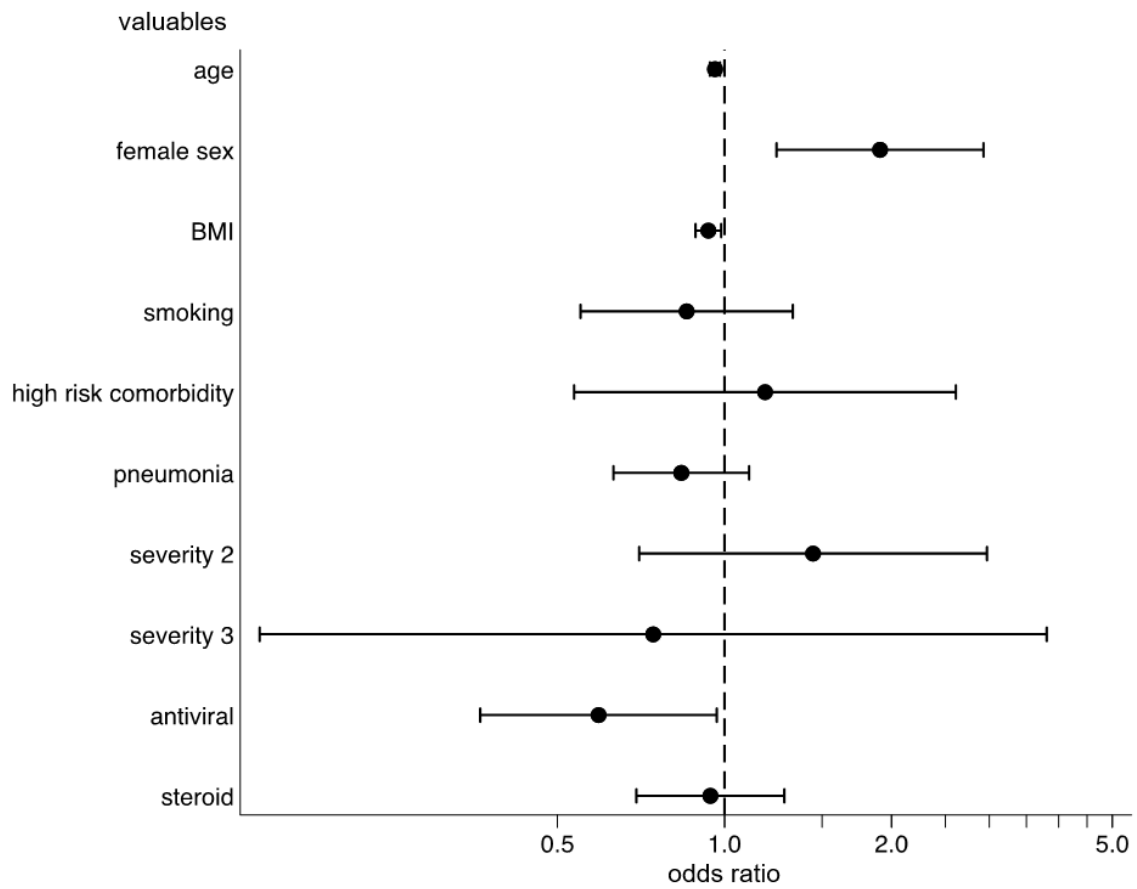
*Abbreviation: BMI, body mass index.
severity 2: moderate severity compared to mild severity
severity 3: severe severity compared to mild severity

Appendix 5b. Risk factors for persistence of dysgeusia among patients with dysgeusia



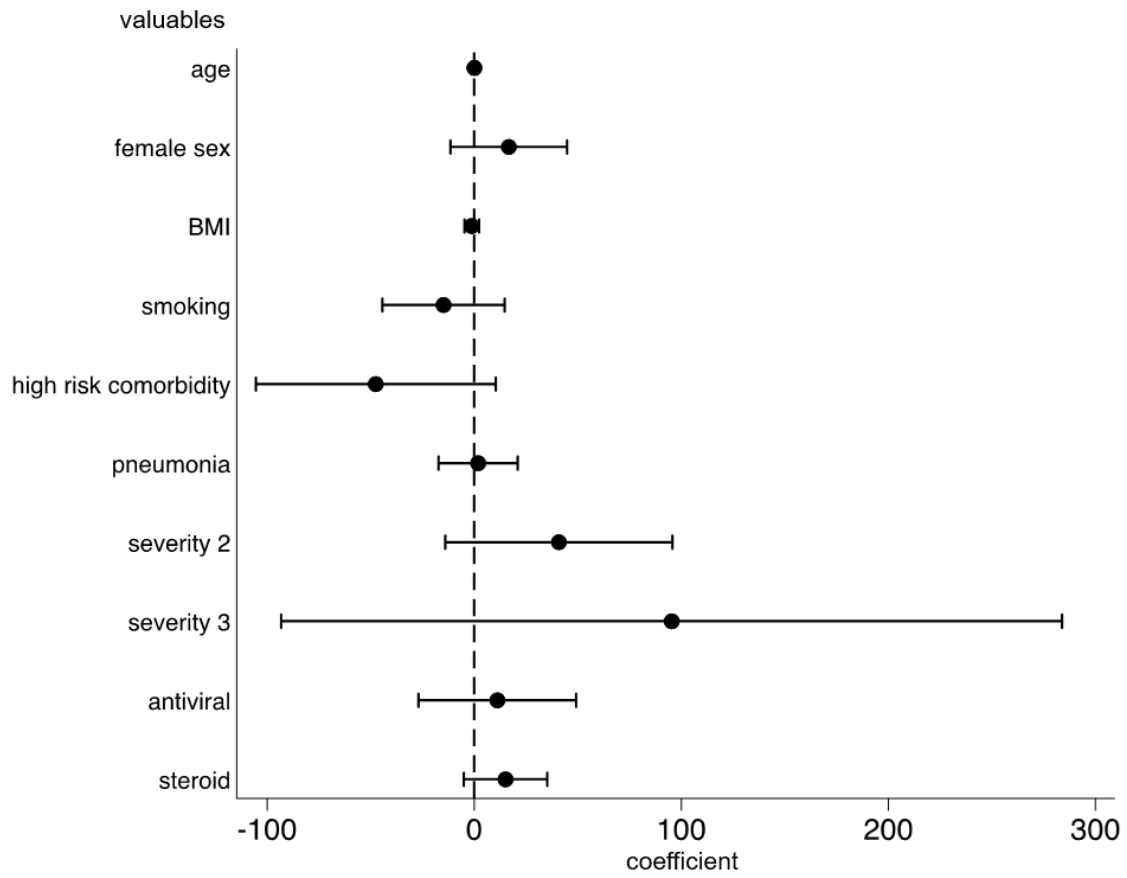
*Abbreviation: BMI, body mass index.
severity 2: moderate severity compared to mild severity
severity 3: severe severity compared to mild severity

Appendix 6a. Risk factors for development of dysosmia in patients with COVID-19



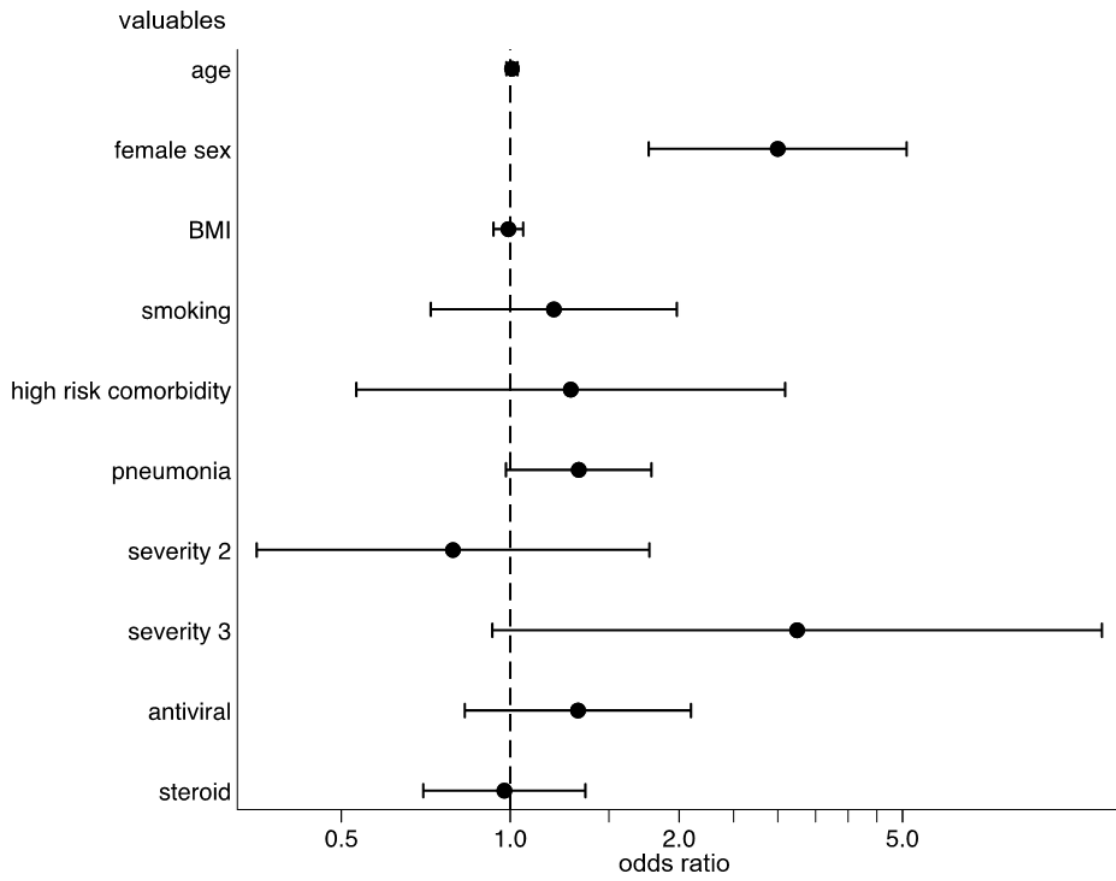
*Abbreviation: BMI, body mass index.
 severity 2: moderate severity compared to mild severity
 severity 3: severe severity compared to mild severity

Appendix 6b. Risk factors for persistence of dysosmia among patients with dysosmia



*Abbreviation: BMI, body mass index.
 severity 2: moderate severity compared to mild severity
 severity 3: severe severity compared to mild severity

Appendix 7. Risk factors for development of hair loss in patients with COVID-19



*Abbreviation: BMI, body mass index.
severity 2: moderate severity compared to mild severity
severity 3: severe severity compared to mild severity