

1 **An Updated Systematic Review and Meta-Analysis of Mortality, Need for ICU admission,**  
2 **Use of Mechanical Ventilation, Adverse effects and other Clinical Outcomes of Ivermectin**  
3 **Treatment in COVID-19 Patients**

4 *\*Smruti Karale, MBBS<sup>1</sup>; \*Vikas Bansal, MBBS, MPH<sup>2</sup>; Janaki Makadia, MBBS<sup>3</sup>; Muhammad*  
5 *Tayyeb, MD<sup>4</sup>; Hira Khan, MBBS<sup>5</sup>; Shree Spandana Ghanta, MBBS<sup>6</sup>; Romil Singh, MBBS<sup>7</sup>;*  
6 *Aysun Tekin, MD<sup>8</sup>; Abhishek Bhurwal, M9<sup>8</sup>; Hemant Mutneja, MD<sup>10</sup>; Ishita Mehra, MBB<sup>11</sup>;*  
7 *Rahul Kashyap, MBBS, MBA<sup>8</sup>*

8 <sup>1</sup>Medical Graduate, Government Medical College Kolhapur, Kolhapur, India

9 <sup>2</sup>Division of Pulmonary and Critical Care Medicine, Mayo Clinic Rochester, MN, USA

10 <sup>3</sup>Medical Graduate, GMERS Medical College, Vadodara, Gujarat, India

11 <sup>4</sup>Department of Internal Medicine, Monmouth Medical Center, Long Branch, NJ, USA

12 <sup>5</sup>Department of Neurology, Allegheny General Hospital, Pittsburgh, PA, USA

13 <sup>6</sup>Department of Internal Medicine, St. Elizabeth's Medical Center, Boston, MA, USA

14 <sup>7</sup>Department of Internal Medicine, Allegheny General Hospital, Pittsburgh, PA

15 <sup>8</sup>Department of Anesthesiology and Perioperative Medicine, Mayo Clinic Rochester, MN, USA

16 <sup>9</sup>Department of Gastroenterology and Hepatology, Rutgers Robert Wood Johnson School of

17 Medicine, New Brunswick, NJ, USA

18 <sup>10</sup>Division of Gastroenterology, Cook County Hospital, Chicago, Illinois

19 <sup>11</sup>Department of Internal Medicine, North Alabama Medical Center, Florence, AL, USA

20 **Corresponding Author:**

21 **Vikas Bansal, MBBS, MPH**

22 Assistant Professor of Medicine

23 Division of Pulmonary and Critical Care Medicine

24 Mayo Clinic, Rochester, MN- 55905

25 Email: bansal.vikas@mayo.edu

26 Phone: +1-507-398-1595

27 **Word count:** Abstract: 250; Manuscript: 5041

28 **Tables:** 0 main, 8 supplemental

29 **Figures:** 6 main, 31 supplemental

30 **Conflicts of Interest:** None of the authors have reported any conflicts of interest.

31 **Financial Support:** There is no financial disclosure related to this study.

32 **Author Contribution:** \*Authors 1(SK) and 2(VB) contributed equally in defining the study  
33 outline and manuscript writing. Data review and collection were done by HK, JM, SG, RS, SK,  
34 and MT; statistical analysis done by SK, VB, and AB. Quality assessment of studies was done by  
35 AT, JM, HK, MT, SK, VB and GRADE quality rating was done by AB, HM and VB. Study  
36 design, distribution of articles for critical review done by SK, VB and RK. Final approval was  
37 received from all authors. SK and VB is the guarantor of the paper, taking responsibility for the  
38 integrity of the work as a whole, from inception to published article.

39 **Acknowledgment:** We acknowledge Dr. Anant Mohan, Dr. Asma Asghar, Dr. Flavio Cadegiani,  
40 Dr. Houssam Raad, Dr. José Morgenstern, Dr. Morteza Niaee, Dr. Nasir Afsar, Dr. Nurullah  
41 Okumus, Dr. Olufemi Babalola, Dr. Pablo Méndez-Hernández, Dr. Ravi Kirti, Dr. Ravindra  
42 Ghooi, Dr. Reaz Mahmud and Dr. Tasnim Ahsan for their correspondence and contribution.

43 **Keywords:** Ivermectin, COVID-19, SARS-CoV-2, Mortality, ICU, Mechanical ventilation,  
44 adverse effect, Systematic Review, Meta-analysis

45 **Short tile:** Clinical Outcomes Associated with Ivermectin use in COVID-19: An Updated  
46 Systematic Review And Meta-Analysis

## 47 **Highlights**

### 48 **What We Already Know about This Topic**

49 1. COVID-19 is an ongoing global pandemic, for which Ivermectin has been tried on a  
50 therapeutic and prophylactic basis.

51 2. Results from several clinical trials and observational studies suggest that Ivermectin may  
52 improve survival and clinical outcomes with a good safety profile when compared with  
53 other treatments; however, the current evidence is limited. .

### 54 **What This Article Tells Us That Is New**

55 1. This systematic review and meta-analysis provide a summary of the latest literature on  
56 the efficacy and safety of Ivermectin use for COVID-19.

57 2. Based on our analysis of the latest evidence, we found that Ivermectin's benefit in  
58 reducing mortality cannot be concluded with confidence . However, as an adjuvant

59 therapy it may help reduce the need for hospitalization, duration for viral clearance while  
60 increasing the likelihood of achieving viral clearance.

61 3. We need more high-quality data for conclusive evidence regarding the benefit of  
62 Ivermectin in reducing the need for ICU admissions ,mechanical ventilation and duration  
63 of hospital stay in COVID-19 patients.

64 **List of abbreviations**

65 **ARDS:** Acute respiratory distress syndrome

66 **CDC:** Centers for Disease Control and Prevention

67 **COVID-19:** Coronavirus Disease 2019

68 **DNA:** Deoxyribonucleic Acid

69 **EMA:** European Medicines Agency

70 **FDA:** Food and Drug Administration

71 **ICU:** Intensive Care Unit

72 **IRB:** Institutional Review Board

73 **NIH:** National Institutes of Health

74 **RCT:** Randomized controlled trial

75 **RNA:** Ribonucleic Acid

76 **RT-PCR:** Reverse Transcription Polymerase Chain Reaction

77 **IMP:** Importin

78 **SARS-CoV-2:** Severe Acute Respiratory Syndrome Coronavirus 2

79 **WHO:** World Health Organization

80 **Abstract**

81 **Importance:** Repurposing Ivermectin, a known anti-parasitic agent, for treating COVID-19 has  
82 demonstrated positive results in several studies. We aim to evaluate the benefit and risk of  
83 Ivermectin in COVID-19.

84 **Methods:** We conducted a systematic search for full-text manuscripts published from February  
85 1, 2020, to August 15th, 2021 focusing on Ivermectin therapy against COVID-19. The primary  
86 outcomes were mortality, need for intensive care unit (ICU) admission; secondary outcomes  
87 were - adverse effects, need for mechanical ventilation, viral clearance, time to viral clearance,  
88 need for hospitalization, and length of hospital stay. Random-effects models were used for all  
89 analyses.

90 **Results:** We included a total of 52 studies (n=17561) in the qualitative analysis, out of these, 44  
91 studies (n=14019) were included in the meta-analysis. In the mortality meta-analysis (N=29),  
92 odds of death were lower in the Ivermectin-arm compared to control (OR 0.54, p=0.009).  
93 Although lower odds of mortality were observed in various subgroup analyses of RCTs, they did  
94 not reach statistical significance: therapeutic RCTs: mild-moderate COVID-19 (OR 0.31,  
95 p=0.06), therapeutic RCTs: severe/critical COVID-19 (OR 0.86, p=0.56), inpatient RCTs: mild-  
96 moderate COVID-19 (OR 0.18, p=0.08), inpatient RCTs: severe/critical COVID-19 (OR 0.86,  
97 p=0.56). Ivermectin, mostly as adjuvant therapy, was associated with higher odds of viral  
98 clearance (N=22) (OR 3.52, p=0.0002), shorter duration to achieve viral clearance (N=8) (MD -  
99 4.12, p=0.02), reduced need for hospitalization (N=6) (OR 0.34, p=0.008).

100 **Conclusion:** Our meta-analysis suggests that the mortality benefit of Ivermectin in COVID-19 is  
101 uncertain. But as adjuvant therapy, Ivermectin may improve viral clearance and reduce the need  
102 for hospitalization.

## 103 **Introduction**

104           On March 11, 2020, the World Health Organization (WHO) declared COVID-19 disease  
105 a global pandemic<sup>1</sup>. Today, on September 9,2021, there are about >222 million confirmed cases  
106 worldwide and >4.6 million deaths due to COVID-19<sup>2</sup>. Patients infected with SARS-COV-2, the  
107 causative Coronavirus, exhibit a spectrum of clinical presentations ranging from asymptomatic to  
108 severely critical and multiple risk factors are involved in the prognosis of the disease<sup>3-8</sup>. To guide  
109 decision-making for this multi-system disease<sup>8-17</sup>, a variety of treatment modalities have been  
110 proposed and evaluated<sup>18-23</sup>. However, the evidence for the risk-benefit ratio of most of these  
111 treatments remains unclear.

112           Ivermectin has held an excellent safety record in humans as an antiparasitic agent for  
113 over three decades<sup>24</sup>. Apart from its established activity against several parasites, Ivermectin has  
114 demonstrated antiviral activity against many RNA and DNA viruses in vivo and against a few in  
115 vitro by targeting specific proteins<sup>25</sup>. One such plausible mechanism against RNA viruses is the  
116 inhibition of importin (IMP)  $\alpha/\beta$  Integrase , thus blocking viral entry into the nucleus and the  
117 ensuing suppression of the cell's anti-viral response<sup>25-28</sup>. Moreover, it exhibited anti-bacterial,  
118 anti-inflammatory, and anti-cancer effects<sup>24,29,30</sup>. An Australian study demonstrated the  
119 effectiveness of Ivermectin in inhibiting SARS-COV2 in-vitro<sup>31</sup>. Subsequently, several  
120 Ivermectin-based clinical trials and observational studies conducted globally showed mostly  
121 positive results<sup>32-35</sup>. Some countries have incorporated this therapy in their COVID-19  
122 guidelines<sup>36-39</sup>. Only a month after this authorization, Peru witnessed a record drop of 25% in  
123 COVID-19 related mortality<sup>40</sup>.

124           Dr. Satoshi Ōmura, who was among the scientists that won the Nobel prize for the  
125 discovery of Ivermectin, highlighted the need to develop a drug that arrests the early stage of

126 viral replication in COVID-19<sup>41</sup>. Repurposing Ivermectin, a low-cost drug may help bypass the  
127 time and funds needed to develop and test novel therapies. The lack of robust evidence has been  
128 a major hindrance in the large-scale approval of Ivermectin. The available studies are  
129 methodologically diverse and mostly under-powered while few report conflicting results.  
130 Therefore, we intend to systematically review the latest literature and plan to perform a meta-  
131 analysis to overcome some of the individual study biases.

## 132 **Methods:**

### 133 **Search Method and strategy**

134 We conducted a comprehensive literature search for studies mentioning the use of  
135 Ivermectin in COVID-19 from February 1, 2020 till August 15, 2021 (Figure 1). We screened all  
136 titles and abstracts identified by preliminary search for eligible studies and manually searched  
137 references of included articles for additional studies. Then we analyzed full-text manuscripts of  
138 included studies according to the protocol of Systematic Review and Meta-Analysis (PRISMA)  
139 guidelines.

### 140 **Eligibility Criteria**

141 We included studies reporting outcomes of mortality, ICU admission, mechanical  
142 ventilation, adverse-effects, viral clearance, hospitalization with therapeutic Ivermectin treatment  
143 against COVID-19. We excluded studies focusing on pregnant females, in- vitro studies, meta-  
144 analyses, case reports and case series <5 patients.

### 145 **Study selection and data extraction**

146 The extracted data was tabularized in Microsoft Excel with following parameters: author,  
147 country of study, study design, number of patients, Ivermectin regimen, concomitant treatment,  
148 efficacy outcomes and adverse effects. The included data was checked for accuracy by all



149 authors and disagreements were resolved through consensus and after input from a third  
150 reviewer. IRB approval was exempted because data was extracted from publicly available  
151 studies. We also analyzed raw data files or supplemental files of studies by Cadegiani<sup>42</sup> and  
152 Lima-Morales et al<sup>43</sup> for outcomes of cases receiving Ivermectin, Niaee et al<sup>44</sup> for clinical  
153 severity based mortality data and duration of hospital stay, Choudhary et al<sup>35</sup> for time for viral  
154 clearance, Mahmud et al<sup>45</sup> for need for hospitalization, Ghooi et al<sup>46</sup> for mortality in Ivermectin  
155 receiving patients, Samaha et al<sup>47</sup> for viral clearance. In Cadegiani et al's study<sup>42</sup>, we considered  
156 'CG1' as control group because only this sample was demographically comparable to the  
157 treatment group. Additionally, we compiled all ongoing clinical trials on Ivermectin from  
158 clinicaltrials.gov (e-Table-8). We excluded the study by Elgazzar et al<sup>48</sup> because it was retracted.

## 159 **Outcomes**

160 The primary outcome was defined as mortality benefit with Ivermectin therapy in  
161 COVID-19 and need for ICU admission. The secondary outcomes were need for mechanical  
162 ventilation ,adverse effects of Ivermectin, viral clearance and time to achieve viral clearance,  
163 need for hospitalization and duration of hospital stay.

## 164 **Statistical analysis**

165 Primary and Secondary outcomes were quantitatively analyzed by Review Manager  
166 (RevMan) Version 5.4 for windows<sup>49</sup> and Comprehensive Meta-Analysis software package  
167 (Biostat, Englewood, NJ, USA)<sup>50</sup> was used for pooled-analysis. Random-effects model was used  
168 for both<sup>51</sup>. Raw data for outcomes and non-events from each study were used to calculate crude  
169 odds ratio (OR) with 95% confidence intervals (CI) for each study. The Cochrane Q and  $I^2$   
170 statistics were calculated to assess heterogeneity between studies<sup>51</sup>.  $I^2 < 25%$  were interpreted as  
171 low-level heterogeneity<sup>51</sup>. We performed subgroup analysis by study design to decrease inherent

172 selection bias in observational studies<sup>51</sup>. Probability of publication bias was assessed with funnel  
173 plot using Egger's tests<sup>51</sup> (e-Figure 15-31). If there was statistical heterogeneity in results, further  
174 sensitivity analysis was conducted to determine the source of heterogeneity by excluding each  
175 study. After significant heterogeneity was excluded, random-effects model was used for meta-  
176 analysis. For sensitivity analysis, if we found heterogeneity to be similar with different studies'  
177 exclusion, we chose to present the result with lowest odd's ratio. P-value <0.05 (2-sided) was  
178 considered statistically significant<sup>51</sup>.

### 179 **Risk of Bias and Quality assessment**

180 Clinical trials were evaluated using Cochrane risk of bias tool<sup>52</sup> (e-Table 2) and  
181 correlation of quality measures with estimates of treatment effects in meta-analyses of  
182 randomized controlled trials tool<sup>53</sup> (e-Table 3) was used for quality assessment. We used NIH  
183 quality assessment Tool for case series<sup>54</sup> (e-Table 4), case-control (e-Table 5), or cohort studies  
184 (e-Table 6). NIH quality assessment tools were based on quality assessment methods, concepts,  
185 and other tools developed by researchers in the Agency for Healthcare Research and Quality  
186 (AHRQ), Cochrane Collaboration, USPSTF, Scottish Intercollegiate Guidelines Network, and  
187 National Health Service Centre for Reviews and Dissemination, consulting epidemiologists and  
188 evidence-based medicine experts, with adaptations by methodologists and NHLBI staff. We  
189 assessed the certainty of evidence by using GRADE pro profiler<sup>55</sup> (GRADE working group,  
190 McMaster University and Evidence Prime Inc) at the outcome level (e-Table 7).

### 191 **Results**

#### 192 **Study Characteristics**

193 A total of 17561 patients from 52 articles<sup>32-35,42-47,56-97</sup> (Ivermectin n=7509, No  
194 Ivermectin n= 10052) were included in the pooled analysis , 14019 patients from 44 studies

195 (Ivermectin n=3913, No Ivermectin n=10106) were included in quantitative synthesis (e-Table 1,  
196 Figure 1). Out of 33 trials, 26 were true RCTs (e-Table 1, Figure 1). The remaining 19 studies  
197 were observational and included 6 case-series (e-Table 1, Figure 1). Out of 52, 13 articles were  
198 available as preprints, Huvemec trial<sup>76</sup> details were obtained online and clinicaltrials.gov was  
199 used for data extraction for 1 trial<sup>65</sup> (e-Table 1, Figure 1). Due to absence of informed consent,  
200 blinding and randomization, we considered Veerapaneni et al's<sup>93</sup> study as case control study.

## 201 **Primary Outcomes**

### 202 **(A) Mortality**

#### 203 **Meta-analysis Overall**

204 Total 29 studies reported mortality rate in patients receiving Ivermectin (279/3240) vs no-  
205 Ivermectin therapy (1347/9407). The odds of mortality in the Ivermectin group were lower  
206 compared to control group but the heterogeneity was high (OR 0.54, 95% CI 0.34-0.86, p=0.009;  
207  $I^2=75%$ ) (Figure 2A). Evidence was graded very low (e-table 7). In sensitivity analysis, we  
208 observed similar mortality benefit with moderate heterogeneity after excluding study by Soto-  
209 Becerra et al<sup>92</sup> (OR 0.49, 95% CI 0.32-0.75, p=0.001;  $I^2=52%$ ) (Figure 2B).

#### 210 **Subgroup analysis by study design**

##### 211 **Subgroup: Clinical trials**

212 We performed subgroup analysis of 18 clinical trials (RCTs N=15, Non-RCTs N=3) and  
213 observed similar mortality benefit (OR 0.47, 95% CI 0.25-0.90, p=0.02;  $I^2=59%$ ) (Figure 3A) but  
214 evidence was graded low (e-table 7). On excluding Lima-Morales et al<sup>43</sup> for sensitivity analysis,  
215 benefit was observed with low heterogeneity but was not statistically significant (OR 0.61, 95%  
216 CI 0.37-1.02, p=0.06;  $I^2=19%$ ) (e-Figure 1).

## 217 **Subgroup: RCTs**

218 We analyzed clinical severity-based data in 15 RCTs which included patients treated with  
219 Ivermectin on inpatient or outpatient basis. In the mild/moderate subgroup, the odds of mortality  
220 were lower with moderate heterogeneity but did not reach statistical significance (OR 0.31, 95%  
221 CI 0.09-1.04,  $p=0.06$ ;  $I^2=45\%$ ) (Figure 3B). Similarly, mortality benefit was not statistically  
222 significant in the severe/critical subgroup (OR 0.86, 95% CI 0.51-1.45,  $p=0.56$ ;  $I^2=0\%$ ) (Figure  
223 3C). Certainty of evidence was low in the mild/moderate and severe/critical subgroup (e-table 7).

224 In sensitivity analysis, after excluding Vallejos et al<sup>96</sup> from the mild-moderate subgroup,  
225 the odds of mortality decreased with low heterogeneity and reached statistical significance (OR  
226 0.21, 95% CI 0.06-0.69,  $p=0.01$ ;  $I^2=24\%$ ) (e-Figure 2). Therefore, in mild/moderate COVID-19  
227 patients, Ivermectin may possibly be useful for reducing mortality when we used as an adjuvant  
228 therapy.

## 229 **Observational studies**

230 Mortality benefit was not statistically significant in subgroup analysis of 11 observational  
231 studies (OR 0.64, 95% CI 0.35-1.16,  $p=0.14$ ;  $I^2=73\%$ ) (Figure 3D) and evidence was graded very  
232 low (e-table 7). After excluding Soto-Becerra et al<sup>92</sup> in sensitivity analysis, we observed  
233 statistically significant mortality benefit with moderate heterogeneity (OR 0.54, 95% CI 0.32-  
234 0.92,  $p=0.02$ ;  $I^2=38\%$ ) (e-Figure 3).

## 235 **Subgroup analysis for hospitalized patients**

### 236 **Overall**

237 In the subgroup analysis for hospitalized patients (studies N=18) mortality benefit was  
238 not statistically significant (OR 0.65, 95% CI 0.42-1.00,  $p=0.05$ ;  $I^2=66\%$ ) (Figure 3E). Evidence  
239 was very low (e-table 7). After excluding Soto-Becerra et al<sup>92</sup> in sensitivity analysis, we

240 observed statistically significant lower odds of mortality with moderate heterogeneity (OR 0.58,  
241 95% CI 0.39-0.87,  $p=0.008$ ;  $I^2=37\%$ ) (e-Figure 4).

#### 242 **Subgroup: Inpatient RCTs**

243 We analyzed clinical severity-based data in 9 RCTs with only hospitalized patients. It  
244 showed mortality benefit that was not statistically significant in the mild-moderate COVID-19  
245 subgroup (OR 0.18, 95% CI 0.02-1.25,  $p=0.08$ ;  $I^2=61\%$ ) (Figure 3F) and in the severe/critical  
246 COVID-19 subgroup (OR 0.86, 95%CI 0.51-1.45,  $p=0.56$ ;  $I^2=0\%$ ) (Figure 3G). Evidence was  
247 graded low in both the subgroup analyses (e-table 7). After excluding Abd-elsalam et al<sup>94</sup> in  
248 sensitivity analysis for mild-moderate COVID-19, mortality benefit was statistically significant  
249 (OR 0.06, 95% CI 0.01-0.33,  $p=0.001$ ;  $I^2=0\%$ ) (e-Figure 5).

#### 250 **Subgroup: Inpatient Observational studies**

251 In the analysis of 8 observational studies with only hospitalized patients, significant  
252 mortality benefit was not seen, and heterogeneity was high (OR 0.70, 95% CI 0.38-1.30,  $p=0.26$ ;  
253  $I^2=77\%$ ) (Figure 3H). Evidence was graded very low (e-table 7). In sensitivity analysis, after  
254 excluding Soto-Becerra et al<sup>92</sup> no significant mortality benefit was seen and heterogeneity was  
255 moderate (OR 0.58, 95% CI 0.32-1.05,  $p=0.07$ ;  $I^2=50\%$ ) (e-Figure 6).

#### 256 **(B) Effect of Ivermectin monotherapy compared with Placebo/Standard of Care as per**

##### 257 **Cochrane's criteria**

258 We identified 7 RCTs where they investigated the effect of ivermectin monotherapy with or  
259 without standard of care compared to placebo or standard of care. Overall, no significant  
260 mortality benefit was observed (OR 0.75, 95%CI 0.35-1.63,  $p=0.47$ ;  $I^2=0\%$ ) (Figure 4). In  
261 severity based subgroup analysis, the result remained same for mild/moderate subgroup (OR  
262 0.71, 95% CI 0.27-1.87,  $p=0.49$ ;  $I^2=0\%$ ) and severe/critical subgroup (OR 0.83, 95% CI 0.23-

263 3.02,  $p=0.78$ ;  $I^2=NA$ ) (Figure 4). Certainty of evidence was moderate overall and in the  
264 mild/moderate subgroup, however it was graded low in severe/critical subgroup due to small  
265 sample size (e-table 7).

### 266 **Pooled Analysis for mortality**

267 Pooled analysis of 37 studies out of 52 studies, yielded a rate of 3.6%, 95% CI 2.1-6.3;  
268  $I^2=93.87\%$  (e-Figure 7).

### 269 **(C) Need for ICU admission**

#### 270 **Meta-analysis**

271 In 5 studies (out of 52), 27/263 in the Ivermectin arm, 52/322 in the control arm needed  
272 ICU admission. Benefit with Ivermectin was not statistically significant (OR 0.48, 95% CI 0.17-  
273 1.37,  $p=0.17$ ;  $I^2=59\%$ ) (Figure 5A). Evidence was graded very low (e-table 7). In sensitivity  
274 analysis, after excluding Galan et al<sup>71</sup> we observed statistically significant benefit (OR 0.32, 95%  
275 CI 0.11-0.92,  $p=0.03$ ;  $I^2=27\%$ ) (Figure 5B). Based on low grading of evidence and observed  
276 low-moderate heterogeneity in analysis, Ivermectin may be helpful in combination therapy in  
277 decreasing need for ICU admission. Further validation with well-designed pragmatic platform  
278 trials is needed.

#### 279 **Pooled Analysis**

280 Pooled ICU admission rate obtained from 8 studies out of 52 studies was 5.4%, 95% CI  
281 1.9-14.7;  $I^2=91.9\%$  (e-Figure 8).

## 282 **Secondary Outcomes**

### 283 **(A) Need for Mechanical Ventilation**

#### 284 **Meta-analysis**

285 Overall, 12 studies documented the need for mechanical ventilation. 71/1362 patients  
286 receiving Ivermectin and 88/1154 patients in the control arm required mechanical ventilation.  
287 The benefit of Ivermectin was not statistically significant (OR=0.75, 95% CI 0.52-1.08, p=0.12;  
288  $I^2=0\%$ ) (Figure 5C). Evidence was graded very low (e-table 7). On excluding Galan et al<sup>71</sup> in  
289 sensitivity analysis, benefit observed was not statistically significant and showed no  
290 heterogeneity (OR 0.68, 95% CI 0.45-1.01, p=0.06;  $I^2=0\%$ ) (Figure 5D).

#### 291 **Pooled Analysis**

292 The rate of need for mechanical ventilation based on 14 studies (out of 52 studies) was  
293 3.9%, 95% CI 1.7-8.6;  $I^2=87.2\%$  (e-Figure 9).

### 294 **(B) Adverse events**

#### 295 **Meta-analysis**

296 A total of 22 studies reported data for rate of adverse-events in the Ivermectin-arm  
297 (292/1405) vs control group (288/1372). We did not find an association between Ivermectin and  
298 rate of adverse events as compared to controls (OR 0.87, 95% CI 0.67- 1.13, p=0.30;  $I^2=1\%$ ).  
299 (Figure 5E) but evidence was graded very low (e-table 7). In sensitivity analysis, after excluding  
300 Veerapaneni et al<sup>93</sup> incidence of adverse effects with Ivermectin was similar to that of the control  
301 group but was not conclusive (OR 0.84, 95% CI 0.65-1.08, p=0.18;  $I^2=0\%$ ) (Figure 5F).

#### 302 **Pooled Analysis**

303 A total of 38 studies (out of 52 studies) yielded a pooled rate of 6.6%, 95% CI 3.9-11.1;  
304  $I^2=92.2\%$  (e-Figure 10).

305 **(C) Viral Clearance**

306 Twenty-two studies reported data for patients achieving viral clearance: 1036/1327 in the  
307 Ivermectin arm while 790/1206 patients in the non-Ivermectin arm tested negative for RT-PCR.  
308 The analysis indicated that patients in the Ivermectin-arm showed higher odds of achieving viral  
309 clearance when compared to the control group at a given point in time (OR 3.52,95%CI 1.81-  
310 6.86,  $p<0.01$ ;  $I^2=85\%$ ) (figure 6A). Evidence level was low (e-table 7). When we excluded  
311 Mourya et al<sup>85</sup> in the sensitivity analysis, similar benefit was observed but heterogeneity  
312 remained high (OR 2.79, 95%CI 1.52-5.10,  $p<0.01$ ;  $I^2=81\%$ ) (e-figure 11).

313 **(D) Time to achieve Viral Clearance**

314 Eight studies presented data for the time needed for viral clearance in the Ivermectin  
315 receiving arm vs that in the non-Ivermectin arm. The results show that the time needed to  
316 achieve viral clearance was shorter by over 4 days in the Ivermectin group as compared to the  
317 non-Ivermectin group, but with high heterogeneity (MD -4.12,95%CI -7.59,-0.65,  $p=0.02$ ;  
318  $I^2=98\%$ ) (figure 6B). Evidence level was low (e-table 7). In sensitivity analysis, benefit was seen  
319 but heterogeneity remained high after excluding Khan et al's study<sup>77</sup> (MD -3.24, 95%CI -5.37,-  
320 1.10,  $p=0.003$ ;  $I^2=92\%$ ) (e-figure 12).

321 **(D) Need for hospitalization**

322 Six studies described information for the number of patients requiring hospitalization when  
323 receiving Ivermectin (113/1074) as compared to those not receiving it (212/947). As per the  
324 analysis, Ivermectin group showed lower need for hospitalization as compared to controls but  
325 with high heterogeneity (OR 0.34, 95%CI 0.16-0.75,  $p=0.008$ ;  $I^2=78\%$ ) (Figure 6C). Evidence  
326 was low grade (e-table 7). On excluding Lima Morales et al<sup>43</sup> in sensitivity analysis, similar



327 benefit was seen with moderate heterogeneity but without statistical significance (OR 0.43, 95%  
328 CI 0.18-1.01,  $p=0.05$ ;  $I^2=59\%$ ) (e-figure 13).

### 329 **(F) Length of hospital stay**

330 We analyzed data from 9 studies regarding the duration of hospital stay in the Ivermectin  
331 vs control arm. In this meta-analysis, we found that the benefit of Ivermectin in reducing the  
332 duration of hospital stay was not statistically significant and heterogeneity was high (MD -1.80,  
333 95% CI -3.69,0.08,  $p=0.06$ ;  $I^2=94\%$ ) (Figure 6D). Evidence was low grade (e-table 7). In the  
334 sensitivity analysis, we excluded Khan et al's study<sup>72</sup> and the duration of hospital stay was  
335 shorter by one day in the Ivermectin arm compared to non-Ivermectin arm with high  
336 heterogeneity and no statistical significance (MD -1.16, 95%CI -2.42,-0.1,  $p=0.07$ ;  $I^2=84\%$ ) (e-  
337 figure 14).

### 338 **Discussion**

339 Our meta-analysis suggests that the role of Ivermectin in improving patient survival in  
340 COVID-19 is uncertain. However, Ivermectin might help more patients achieve viral clearance,  
341 in a shorter duration of time and may also help reduce the need for hospitalization when used in  
342 combination therapy. Its benefit in reducing the need for admission to the ICU, mechanical  
343 ventilation and the duration of hospital stay cannot be concluded with confidence. Its relation to  
344 the incidence of adverse effects is inconclusive. Further, our pooled analysis indicates that  
345 Ivermectin treatment may be linked to lower death rate and better clinical outcomes with a low  
346 incidence of adverse effects. The inherent methodological limitations and risk of bias conferred  
347 variable evidence grading in the findings in various patient outcomes.

## 348 **Mortality**

349           Several systematic review and meta-analysis were performed to investigate the efficacy  
350 of ivermectin for the treatment and prevention of COVID-19, with mixed results in meta-  
351 analyses and conclusions. Meta-analyses done by Padhy et al<sup>98</sup> (studies N=3), Hill et al<sup>99</sup>  
352 (studies N=6) (**retracted**<sup>100</sup>), Lawrie et al<sup>101</sup> (studies N=5), Nardelli et al<sup>102</sup> (studies N=7), Kow  
353 et al<sup>103</sup> (studies N=6), Bryant et al<sup>104</sup> (studies N=13 ), Kory et al<sup>105</sup> (studies N=10), Hariyanto et  
354 al<sup>106</sup> (studies N=8) and the BIRD group<sup>107</sup> (studies N=13) found Ivermectin to be conclusively  
355 linked to lower mortality when compared to usual treatment. A network meta-analysis<sup>108</sup> (studies  
356 N=2) reported that Ivermectin was linked to lower mortality with a very close statistical  
357 significance. Casteneda-Sabogal et al's meta-analysis<sup>109</sup> (studies N=6) and Roman et al<sup>110</sup>  
358 (studies N=5) found no conclusive association of Ivermectin with reduced mortality. Of note, the  
359 above three studies<sup>108-110</sup> reported low or very low certainty of evidence. However, most of the  
360 above analyses have included the retracted study by Elgazzar et al<sup>48</sup>. Recently published  
361 Cochrane's review<sup>111</sup> of highly selected low-risk bias studies aimed at evaluating the true-effect  
362 of Ivermectin in COVID-19. They expressed uncertainty regarding the effect of Ivermectin on  
363 COVID-19 mortality based on 2 outpatient and 2 inpatient RCTs<sup>111</sup>. Our sample size exceeds  
364 (studies N=29) that of all the aforementioned studies. We observed mortality overall (N=29) and  
365 in the clinical trials subgroup (N=18) meta-analysis. However, no mortality benefit was observed  
366 in therapeutic RCTs (mild-moderate N=12, severe/critical N=6), inpatient RCTs (mild-moderate  
367 N=5, severe/critical N=6) and observational studies (overall N=11, Inpatient N=8). Using the  
368 selection criteria used in Cochrane's meta-analysis, we did not observe a mortality benefit when  
369 we limit the analysis for Ivermectin monotherapy in comparison to standard of care or  
370 placebo<sup>111</sup>. We would like to emphasize the fact that the observed mortality benefit in some

371 analyses was frequently seen when Ivermectin was used in combination therapy especially with  
372 vitamins, trace elements, other antimicrobials, and steroids. Beneficial effect of steroids has been  
373 already been established, which was frequently used as part of standard of care<sup>112</sup>. As we know  
374 proper nutrition and activation of the immune system are two crucial elements in fighting the  
375 COVID-19 infection<sup>113</sup> therefore it is possible that supplemental vitamins and minerals may help  
376 in COVID-19 infection. However, clinical evidence does not currently support routine use of any  
377 of these agents for the prevention or treatment of COVID-19, unless a patient has a confirmed or  
378 suspected micronutrient deficiency<sup>114</sup>. We speculate that the observed mortality benefit of  
379 Ivermectin was influenced by the use of these supplements, either through prescription or  
380 patient's own decision for over the counter use.

381 Our pooled analysis resulting in a low mortality rate of 3.6% with use of Ivermectin,  
382 mostly as an adjuvant therapy, is suggestive of its positive impact in lowering mortality in  
383 COVID-19 patients. For a valid comparison, it is important to factor in the time window during  
384 which the individual studies were conducted. Most studies recorded their data in the II&III  
385 quarter of 2020 when mortality rates with various treatments were often higher in respective  
386 countries<sup>115</sup>. For instance, the mortality benefit with Ivermectin has been observed on a  
387 magnified basis in a population study of 25 Peruvian states. The analysis of this mass  
388 administration data revealed a 14 fold drop in deaths a couple months after starting of large-  
389 scale Ivermectin use and a 13 fold increase since limiting its use following change in Peru's  
390 political scenario<sup>116</sup>.

### 391 **Need for ICU admission and Mechanical Ventilation**

392 Due to the small number of studies and their small individual sample size, benefit with  
393 Ivermectin in reducing ICU admissions or mechanical ventilation cannot be concluded with

394 confidence. In our pooled analysis, we observed significantly lower rates for ICU admission  
395 (5.4%) and mechanical ventilation (3.9%) in Ivermectin-treated patients, mostly as an adjuvant  
396 therapy, when compared to other treatments<sup>117-119</sup>. It must be noted that our pooled analysis  
397 mostly included mild/moderate patients, which may skew the results in favor of Ivermectin.

### 398 **Adverse events**

399 Our analysis for adverse events was inconclusive. We noticed that most adverse events  
400 were non-serious: nausea, vomiting, abdominal pain, diarrhea, pruritus, lethargy, vertigo,  
401 tingling, numbness, anxiety, mild hyperglycemia etc. Yet, very few patients reported serious  
402 events like organizing pneumonia, hyponatremia, erosive esophagitis, infections/infestations.  
403 Erosive esophagitis can be attributed to concomitant use of Doxycycline<sup>120</sup>; hyponatremia<sup>80</sup> was  
404 likely from SIADH-a rare COVID-19 complication<sup>121</sup>. Only Lopez-Medina et al<sup>81</sup> (Ivermectin  
405 dose = 1500ug/Kg over 5 days) and Mahmud et al<sup>45,122</sup> (Ivermectin dose =12mg twice daily for 5  
406 days) reported drug discontinuation due to adverse-reactions. Given the non-serious nature of  
407 most adverse-reactions, and a low pooled rate of 6.6% in comparison to other available  
408 treatments<sup>23,123,124</sup>, we suggest that Ivermectin was generally well tolerated.

### 409 **Viral Clearance and time to achieve Viral Clearance**

410 We observed that patients who received Ivermectin in combination with other drugs were  
411 far more likely to test negative for RT-PCR as compared to the control group. Hariyanto et al's  
412 meta-analysis<sup>106</sup> (N=9) supports our findings. Contrary to our results, Roman et al<sup>110</sup> (N=4) and  
413 Cochrane's review<sup>111</sup> found no such difference.

414 Similarly, when used in combination therapy, Ivermectin appeared to have significantly  
415 shortened the time to achieve viral clearance when compared to the non-Ivermectin arm. This  
416 finding was also observed in the analysis of Lawrie et al<sup>101</sup> (N=2), Hariyanto et al<sup>106</sup> (N=6) and

417 the BIRD group<sup>107</sup> (N=4), however, Lawrie et al's<sup>101</sup> results were not statistically significant. It  
418 must be noted that these outcomes are subject to technical variations because of the different  
419 laboratory parameters as well as the day at which viral clearance was measured.

#### 420 **Need for hospitalization and duration of hospital stay**

421 Our analysis suggests that Ivermectin treatment may help reduce the need for  
422 hospitalization. Another study by the BIRD group<sup>107</sup> (N=2) also found this association, yet their  
423 analysis did not reach statistical significance.

424 In our analysis, we found trends of shorter duration of hospital stay but our results were  
425 not conclusive, hence more data is needed to confirm this finding. Three other studies<sup>101,106,107</sup>  
426 also found similar benefit, only one<sup>107</sup> was not statistically significant. While Roman et al<sup>110</sup>  
427 observed that Ivermectin was associated with a longer hospital stay; but without statistical  
428 significance. Recently, Cochrane's review<sup>111</sup> also did not find an association between Ivermectin  
429 and duration of hospitalization. We must acknowledge the high variation in clinical decision  
430 making as well as the availability of resources with respect to hospitalization outcomes.

431 Our analysis for the true effect of Ivermectin is inconclusive, which supports the  
432 conclusion of Cochrane's review<sup>111</sup> that Ivermectin may or may not be effective by itself.  
433 COVID-19, being a complex, multi-stage, and multi-system disease, requires a multi-pronged  
434 approach. Hazan et al<sup>97</sup> enumerated several microbial diseases currently being successfully  
435 treated by a combination of multiple drugs with different individual mechanisms of actions. They  
436 highlighted another benefit of multidrug therapy: to avert cases of drug-resistance such as those  
437 occurring with Ivermectin-monotherapy against parasitic infections. This is crucial since the  
438 newly emerging SARS-CoV2 strains have perpetuated the pandemic in spite of desperate  
439 measures taken world-wide. Also, this approach may address concerns regarding the adverse

440 effects associated with high dose of Ivermectin. Because, drug combinations can possibly boost  
441 drug potency such as with the combination used by Hazan et al<sup>97</sup>, thus rendering moderate doses  
442 to be more effective. Therefore, it is imperative that we thoroughly explore Ivermectin as a part  
443 of a multidrug regimen.

444 On the starting point of the COVID-19 disease spectrum is the acute infectious phase that  
445 lasts for up to 2 weeks and is characterized by viral replication<sup>125</sup>. This is followed by the hyper-  
446 inflammatory state marked by rise in inflammatory markers<sup>125</sup>. Those surviving this phase may  
447 experience long-term multi-organ sequelae for up to six months or even a year<sup>126,127</sup>. Patients  
448 progressing to the severe stage require hospitalization and mortality rates among hospitalized  
449 COVID-19 patients can be as high as 25%<sup>128</sup>. Dwindling economies, overburdened healthcare  
450 systems and the consequent dearth of resources further worsen the prognosis of hospitalized  
451 patients, especially in low-income countries. Once progressed to the critical stage, mortality rate  
452 of around 50% has been recorded<sup>129</sup>. The management of severe and critical patients mainly  
453 consists of supportive treatment for complications of severe COVID-19<sup>130</sup>. The available  
454 evidence of the efficacy and safety of the recommended drugs for severe and critical COVID-19  
455 patients is not promising<sup>131-134</sup>. Even before the pandemic, much emphasis has been laid on the  
456 importance of preventive and early treatment strategies for ARDS and sepsis to achieve a higher  
457 survival rate in patients<sup>135-138</sup>. Drawing upon these recommendations, we hypothesize that  
458 employing Ivermectin as an adjuvant therapy for early treatment of COVID-19 cases may allow  
459 the body to mount an adequate and well-regulated immune response, thus leading to better  
460 outcomes. Considering the bleak prognosis of COVID-19 at the advanced stage, we postulate  
461 that we may potentially improve patient outcomes by actively arresting its progression to severe  
462 stages with effective and safe early adjuvant treatments like Ivermectin. Finally, we suggest that

463 understanding the course of this disease- both pathophysiological and symptomatic, and  
464 leveraging it is key to achieving the best outcomes at both-patient and population level.

### 465 **Strengths**

466 To our knowledge, this is the largest patient sample size for a systematic review and  
467 meta-analysis on the use of Ivermectin for COVID-19. This study integrates data of  
468 approximately 17,000 patients from 52 studies- both trials and observational, conducted globally.  
469 Additionally, we obtained robust evidence by conducting various subgroup analyses. One  
470 noteworthy Ivermectin study, a large clinical trial<sup>48</sup>, was recently withdrawn on grounds of  
471 ethical misconduct. Its strongly positive findings accounted for significant effect size in the  
472 meta-analyses published so far. This has led us to question the existing conclusions regarding the  
473 efficacy of this drug. Ours would be the first meta-analysis that excluded the flawed study to  
474 clear the air regarding the effect of Ivermectin in COVID-19 for a stronger empirical evidence of  
475 Ivermectin's efficacy. We also excluded studies which did not meet the rigor of true RCTs in the  
476 ' RCTs' subgroup. We used GRADE-pro tool<sup>55</sup> to rate certainty of evidence for all outcomes,  
477 which was not done in past to provide more insight. The GRADE framework is known to be the  
478 most widely used assessment to rate quality of evidence<sup>55</sup>. Sensitivity analyses were performed  
479 with the aim of testing the robustness of results. Moreover, we performed pooled analyses to  
480 incorporate data from uncontrolled studies.

### 481 **Limitations**

482 Our results are to be interpreted carefully bearing in mind that we included several non-  
483 peer-reviewed articles to obtain the latest data. We cannot preclude the possibility of unreported  
484 biases and confounders that could have been recognized by a peer-review process. Furthermore,  
485 there was significant heterogeneity in treatment protocols used for dosage, duration, route of

486 administration in interventional and control group. Our analyses may not have accounted for  
487 confounding by concomitant therapy. We only analyzed the mortality outcome as per Cochrane's  
488 strict selection criteria for Ivermectin monotherapy compared to standard of care/placebo. Patient  
489 demographics and outcome measures varied among different studies. Few studies documented  
490 the inclusion of patients <18 years of age. However, the mean/median and dispersion values  
491 consistently suggested a predominantly adult population. The clinical classification for severity  
492 was inconsistent across the included studies. Most studies were conducted on patients with mild  
493 /moderate presentation, which limits the generalizability of our results.

494         Apart from this, there was insufficient data regarding the time of treatment in the course  
495 of the disease, hence inferences could not be made in that regard. We could not confirm adequate  
496 control-matching in some observational studies. We advise discretion in interpretation of our  
497 results for adverse-event rate since most of the reported adverse-effects could not be measured  
498 objectively by investigators. Because most of the studies were conducted in developing nations,  
499 not everyone underwent RT-PCR testing owing to limited resources; clinical diagnosis was used  
500 instead. Even though RT-PCR is the gold standard for diagnosis, it is subject to its limitations.  
501 By virtue of its design, we postulate that this meta-analysis formulated with a random-effects  
502 model may have addressed some of the heterogeneity stemming from the above factors. Lastly,  
503 we must acknowledge the subjective nature of the GRADE tool used to evaluate the level of  
504 evidence<sup>55</sup>.

### 505 **Current status of Ivermectin**

506         In February 2021, the NIH declared that it neither recommends for or against using  
507 Ivermectin for COVID-19<sup>139</sup> due to inadequate data. For further guidance, they require evidence  
508 from larger, well-designed and well-executed trials. As of March 5,2021, the FDA has warned



509 people against using Ivermectin for COVID-19<sup>140</sup>, specifically against self-medicating with  
510 veterinary Ivermectin formulations<sup>140,141</sup>. They are yet to review the evidence but have initiated a  
511 preliminary research. In late March, the EMA (European Medicines Agency) stated that  
512 Ivermectin cannot be recommended for the prevention or treatment of COVID-19 outside  
513 clinical trials<sup>142</sup>. Similarly, the WHO suggested limiting Ivermectin use to clinical trials until  
514 more data is available<sup>143</sup>. A large phase 3 clinical trial evaluating the use of Ivermectin in  
515 COVID-19 patients with mild to moderate symptoms is yet to be concluded<sup>144</sup>. The NIH, FDA  
516 ,CDC, EMA and several other important government and private sector bodies will collaborate  
517 on this "Master protocol" titled ACTIV-6 that focuses on rigorous testing of up to seven  
518 repurposed drugs<sup>145</sup>. Recently, the CDC issued warning against the use of non-prescription  
519 Ivermectin as well as the ingestion of Ivermectin-containing topical or veterinary products and  
520 advised seeking immediate medical care for any adverse effects arising out of such events<sup>146</sup>.

## 521 **Conclusion**

522 In summary, based on updated evidence, benefit of Ivermectin as monotherapy or in  
523 combination treatment for lowering the COVID-19 associated mortality is inconclusive due to  
524 lack of high-quality RCTs. Ivermectin combination therapy may play a role in controlling the  
525 viral replication and preventing the need for hospitalization. Using well-designed larger  
526 observational studies<sup>147,148</sup> and clinical trials, we need to further investigate its efficacy, its ideal  
527 dosage and timing in the disease course, drug interactions and possible synergistic drug  
528 combinations to achieve maximum benefit. We also need to evaluate the benefit of Ivermectin  
529 for treating the various emerging strains as well as its role in vaccinated individuals. We propose  
530 pragmatic practice embedded platform trials<sup>149</sup> to test this and other re-purposed and novel  
531 therapies specifically in severe COVID-19 patients and other critically ill patients. We

- 532 recommend the medical practitioners to exercise caution until further evidence is available and
- 533 use their best clinical judgement while prescribing Ivermectin in COVID-19 patients.

534 **References:**

- 535 1. Cucinotta D, Vanelli M. WHO Declares COVID-19 a Pandemic. *Acta Biomed.*  
536 2020;91(1):157-160.
- 537 2. Dong E, Du H, Gardner L. An interactive web-based dashboard to track COVID-19 in  
538 real time. *Lancet Infect Dis.* 2020;20(5):533-534.
- 539 3. Domecq JP, Lal A, Sheldrick CR, et al. Outcomes of Patients With Coronavirus Disease  
540 2019 Receiving Organ Support Therapies: The International Viral Infection and  
541 Respiratory Illness Universal Study Registry. *Critical Care Medicine.* 9000;Online First.
- 542 4. Bansal V, Singh R, Bhurwal A, Rathore S, Kashyap R. 117: Obesity Is a Risk Factor for  
543 Increased COVID-19 Severity: A Systemic Review and Meta-Regression. *Critical Care*  
544 *Medicine.*49(1):43.
- 545 5. Menon T, Gandhi SAQ, Tariq W, et al. Impact of Chronic Kidney Disease on Severity  
546 and Mortality in COVID-19 Patients: A Systematic Review and Meta-analysis. *Cureus.*  
547 2021;13(4):e14279.
- 548 6. Menon T, Sharma R, Kataria S, et al. The Association of Acute Kidney Injury With  
549 Disease Severity and Mortality in COVID-19: A Systematic Review and Meta-Analysis.  
550 *Cureus.* 2021;13(3):e13894.
- 551 7. Singh R, Shiza ST, Saadat R, Dawe M, Rehman U. Association of Guillain-Barre  
552 Syndrome With COVID-19: A Case Report and Literature Review. *Cureus.*  
553 2021;13(3):e13828.
- 554 8. Menon T, Sharma R, Earthineni G, et al. Association of Gastrointestinal System With  
555 Severity and Mortality of COVID-19: A Systematic Review and Meta-Analysis. *Cureus.*  
556 2021;13(2):e13317.
- 557 9. Razonable RR, Pennington KM, Meehan AM, et al. A Collaborative Multidisciplinary  
558 Approach to the Management of Coronavirus Disease 2019 in the Hospital Setting.  
559 *Mayo Clinic Proceedings.* 2020;95(7):1467-1481.
- 560 10. Rathore SS, Rojas GA, Sondhi M, et al. *Myocarditis associated with Covid-19 disease: a*  
561 *systematic review of published Case reports and Case series.* Preprints; 2021/02/01/  
562 2021.
- 563 11. Sheraton M, Deo N, Kashyap R, Surani S. A Review of Neurological Complications of  
564 COVID-19. *Cureus.* 2020;12(5):e8192.
- 565 12. Khan H, Sabzposh H, Deshpande S, Kashyap R. Pregnancy during COVID-19  
566 pandemic - Maternal and neonatal outcomes: A concise review. *International Journal of*  
567 *Academic Medicine.* 2020;6(4):287-293.
- 568 13. Shah K, Mann S, Singh R, Bangar R, Kulkarni R. Impact of COVID-19 on the Mental  
569 Health of Children and Adolescents. *Cureus.* 2020;12(8):e10051.
- 570 14. Sheraton M, Deo N, Dutt T, Surani S, Hall-Flavin D, Kashyap R. Psychological effects of  
571 the COVID 19 pandemic on healthcare workers globally: A systematic review. *Psychiatry*  
572 *Res.* 2020;292:113360.
- 573 15. Singh R, Kashyap R, Hutton A, Sharma M, Surani S. A Review of Cardiac Complications  
574 in Coronavirus Disease 2019. *Cureus.* 2020;12(5):e8034.
- 575 16. Bhalala U, Gist K, Tripathi S, et al. 145: Pediatric COVID-19: A Report From Viral  
576 Infection and Respiratory Illness Universal Study (VIRUS). *Critical Care*  
577 *Medicine.*49(1):58.
- 578 17. Tripathi S, Gist K, Chiotos K, et al. 61: Risk Factors for Severe COVID-19 Illness in  
579 Children: Analysis of the VIRUS: COVID-19 Registry. *Critical Care Medicine.*49(1):32.
- 580 18. Md Insiat Islam R. Current Drugs with Potential for Treatment of COVID-19: A Literature  
581 Review. *J Pharm Pharm Sci.* 2020;23(1):58-64.

- 582 19. Gilzad-Kohan H, Jamali F. Anti-Inflammatory Properties of Drugs Used to Control  
583 COVID-19 and their Effects on the Renin-Angiotensin System and Angiotensin-  
584 Converting Enzyme-2. *J Pharm Pharm Sci*. 2020;23:259-277.
- 585 20. Bansal V, Mahapure KS, Mehra I, et al. Mortality Benefit of Convalescent Plasma in  
586 COVID-19: A Systematic Review and Meta-Analysis. *Front Med (Lausanne)*.  
587 2021;8:624924.
- 588 21. Singh R, Rathore SS, Khan H, et al. Mortality and Severity in COVID-19 Patients on  
589 ACEIs & ARBs-A Meta-Regression Analysis. *medRxiv*. 2021.
- 590 22. Mahmud S, Nagraj S, Karia R, et al. 140: Efficacy and Safety of Tocilizumab in  
591 Hospitalized COVID-19 Patients: A Systematic Review. *Critical Care Medicine*.  
592 2021;49(1):55.
- 593 23. Bansal V, Mahapure KS, Bhurwal A, et al. Mortality Benefit of Remdesivir in COVID-19:  
594 A Systematic Review and Meta-Analysis. *Front Med (Lausanne)*. 2020;7:606429.
- 595 24. Crump A. Ivermectin: enigmatic multifaceted 'wonder' drug continues to surprise and  
596 exceed expectations. *J Antibiot (Tokyo)*. 2017;70(5):495-505.
- 597 25. Sharun K, Dhama K, Patel SK, et al. Ivermectin, a new candidate therapeutic against  
598 SARS-CoV-2/COVID-19. *Ann Clin Microbiol Antimicrob*. 2020;19(1):23.
- 599 26. Lundberg L, Pinkham C, Baer A, et al. Nuclear import and export inhibitors alter capsid  
600 protein distribution in mammalian cells and reduce Venezuelan Equine Encephalitis  
601 Virus replication. *Antiviral Res*. 2013;100(3):662-672.
- 602 27. Tay MY, Fraser JE, Chan WK, et al. Nuclear localization of dengue virus (DENV) 1-4  
603 non-structural protein 5; protection against all 4 DENV serotypes by the inhibitor  
604 Ivermectin. *Antiviral Res*. 2013;99(3):301-306.
- 605 28. Wagstaff KM, Sivakumaran H, Heaton SM, Harrich D, Jans DA. Ivermectin is a specific  
606 inhibitor of importin alpha/beta-mediated nuclear import able to inhibit replication of HIV-  
607 1 and dengue virus. *Biochem J*. 2012;443(3):851-856.
- 608 29. DiNicolantonio JJ, Barroso J, McCarty M. Ivermectin may be a clinically useful anti-  
609 inflammatory agent for late-stage COVID-19. *Open Heart*. 2020;7(2).
- 610 30. Zhang X, Song Y, Ci X, et al. Ivermectin inhibits LPS-induced production of inflammatory  
611 cytokines and improves LPS-induced survival in mice. *Inflamm Res*. 2008;57(11):524-  
612 529.
- 613 31. Caly L, Druce JD, Catton MG, Jans DA, Wagstaff KM. The FDA-approved drug  
614 ivermectin inhibits the replication of SARS-CoV-2 in vitro. *Antiviral Res*.  
615 2020;178:104787.
- 616 32. Gorial FI, Mashhadani S, Sayaly HM, et al. Effectiveness of Ivermectin as add-on  
617 Therapy in COVID-19 Management (Pilot Trial). *medRxiv*. 2020.
- 618 33. Rajter JC, Sherman MS, Fatteh N, Vogel F, Sacks J, Rajter JJ. Use of Ivermectin Is  
619 Associated With Lower Mortality in Hospitalized Patients With Coronavirus Disease  
620 2019: The Ivermectin in COVID Nineteen Study. *Chest*. 2021;159(1):85-92.
- 621 34. Bhattacharya R, Ray I, Mukherjee R, Chowdhury S, Kulasreshtha M, Ghosh R.  
622 Observational Study on Clinical Features, Treatment and Outcome of Covid 19 in a  
623 Tertiary Care Centre in India - a Retrospective Case Series. *International Journal of*  
624 *Scientific Research*. 2020;9(10):1-3.
- 625 35. Chowdhury AMM, Shahbaz M, Karim MR, Islam J, Dan G, He SX. A Comparative Study  
626 on Ivermectin-Doxycycline and Hydroxychloroquine-Azithromycin Therapy on COVID-19  
627 Patients. *Eurasian Journal of Medicine and Oncology*. 2021;5(1):63-70.
- 628 36. Mega ER. Latin America's embrace of an unproven COVID treatment is hindering drug  
629 trials. *Nature*. 2020;586(7830):481-482.
- 630 37. Trial Site Staff. Beyond The Roundup | First EU Nation To Approve Ivermectin For  
631 Covid-19. <https://trialsitenews.com/beyond-the-roundup-first-eu-nation-to-approve-ivermectin-for-covid-19/>.  
632 Published January 30, 2021. Accessed 02.14.2021.

- 633 38. Nayar S, Khanna P, Anand P, et al. Ivermectin in Covid-19: Review of the Current  
634 Evidence. *The Indian Practitioner*. 2021;74(3):27-33.
- 635 39. AIIMS/ ICMR-COVID-19 National Task Force/Joint Monitoring Group (Dte.GHS).  
636 CLINICAL GUIDANCE FOR MANAGEMENT OF ADULT COVID-19 PATIENTS. Ministry  
637 of Health & Family Welfare, Government of India.  
638 <https://www.mohfw.gov.in/pdf/COVID19ManagementAlgorithm22042021v1.pdf>.  
639 Published 2021. Updated 04/22/2021. Accessed 04/25/2021.
- 640 40. Chamie-Quintero JJ, Hibberd J, Scheim D. Sharp reductions in COVID-19 case fatalities  
641 and excess deaths in Peru in close time conjunction, state-by-state, with ivermectin  
642 treatments. *State-By-State, with Ivermectin Treatments (January 12, 2021)*. 2021.
- 643 41. Yagisawa M, Foster PJ, Hanaki H, Ōmura S. Global trends in clinical studies of  
644 ivermectin in COVID-19. *THE JAPANESE JOURNAL OF ANTIBIOTICS*. 2021;74:1.
- 645 42. Cadegiani FA, Goren A, Wambier CG, McCoy J. Early COVID-19 Therapy with  
646 Azithromycin Plus Nitazoxanide, Ivermectin or Hydroxychloroquine in Outpatient  
647 Settings Significantly Reduced Symptoms Compared to Known Outcomes in Untreated  
648 Patients. *medRxiv*. 2020.
- 649 43. Lima-Morales R, Mendez-Hernandez P, Flores YN, et al. Effectiveness of a multidrug  
650 therapy consisting of Ivermectin, Azithromycin, Montelukast, and Acetylsalicylic acid to  
651 prevent hospitalization and death among ambulatory COVID-19 cases in Tlaxcala,  
652 Mexico. *Int J Infect Dis*. 2021;105:598-605.
- 653 44. Niaee MS, Gheibi N, Namdar P, et al. Ivermectin as an adjunct treatment for hospitalized  
654 adult COVID-19 patients: A randomized multi-center clinical trial. *Research Square*.  
655 2020.
- 656 45. Mahmud R, Rahman MM, Alam I, et al. Ivermectin in combination with doxycycline for  
657 treating COVID-19 symptoms: a randomized trial. *J Int Med Res*.  
658 2021;49(5):3000605211013550.
- 659 46. Ravindra G, Chitra L, Madhur M, et al. Retrospective Assessment of Treatments of  
660 Hospitalized Covid-19 Patients. *medRxiv*. 2021.
- 661 47. Samaha AA, Mouawia H, Fawaz M, et al. Effects of a Single Dose of Ivermectin on Viral  
662 and Clinical Outcomes in Asymptomatic SARS-CoV-2 Infected Subjects: A Pilot Clinical  
663 Trial in Lebanon. *Viruses*. 2021;13(6).
- 664 48. Elgazzar A, Eltaweel A, Youssef SA, Hany B, Hafez M, Moussa H. Efficacy and Safety  
665 of Ivermectin for Treatment and prophylaxis of COVID-19 Pandemic. *Research Square*.  
666 2020.
- 667 49. The Cochrane Collaboration. Review Manager (RevMan) [Computer program]. Version  
668 5.4 for Windows. Oxford, England: The Cochrane Collaboration.  
669 [https://training.cochrane.org/online-learning/core-software-cochrane-](https://training.cochrane.org/online-learning/core-software-cochrane-reviews/revman/revman-5-download)  
670 [reviews/revman/revman-5-download](https://training.cochrane.org/online-learning/core-software-cochrane-reviews/revman/revman-5-download). Published 2020. Accessed 01/31/2021.
- 671 50. Borenstein M, Hedges L, Higgins J, Rothstein H. Comprehensive Meta-Analysis Version  
672 3. Biostat, Englewood, NJ 2013. [https://www.meta-](https://www.meta-analysis.com/index.php?cart=BBFA4702757)  
673 [analysis.com/index.php?cart=BBFA4702757](https://www.meta-analysis.com/index.php?cart=BBFA4702757). Published 2013. Accessed 01/31/2021.
- 674 51. Higgins JPT, Thomas J, Chandler J, et al. *Cochrane handbook for systematic reviews of*  
675 *interventions*. John Wiley & Sons; 2019.
- 676 52. Higgins JP, Altman DG, Gotzsche PC, et al. The Cochrane Collaboration's tool for  
677 assessing risk of bias in randomised trials. *BMJ*. 2011;343:d5928.
- 678 53. Balk EM, Bonis PA, Moskowitz H, et al. Correlation of quality measures with estimates of  
679 treatment effect in meta-analyses of randomized controlled trials. *Jama*.  
680 2002;287(22):2973-2982.
- 681 54. National Heart L, and Blood Institute,. Development and Use of Study Quality  
682 Assessment Tools. [https://www.nhlbi.nih.gov/health-topics/study-quality-assessment-](https://www.nhlbi.nih.gov/health-topics/study-quality-assessment-tools)  
683 [tools](https://www.nhlbi.nih.gov/health-topics/study-quality-assessment-tools). Updated 04/14/2021. Accessed 04/14/2021, 2020.

- 684 55. Schünemann H, Brożek J, Guyatt G, Oxman A. Handbook for grading the quality of  
685 evidence and the strength of recommendations using the GRADE approach. *Updated*  
686 *October*. 2013;2013.
- 687 56. Afsar N, Ghauri MI, Abbas M, Mukarram MS, Peracha MY, Ishaq K. Ivermectin Use  
688 Associated with Reduced Duration of COVID-19 Febrile Illness in a Community Setting.  
689 *Available at SSRN 3734478*. 2020.
- 690 57. Ahmed S, Karim MM, Ross AG, et al. A five-day course of ivermectin for the treatment of  
691 COVID-19 may reduce the duration of illness. *Int J Infect Dis*. 2021;103(Feb):214-216.
- 692 58. Ahsan T, Rani B, Siddiqui R, et al. Clinical Variants, Characteristics, and Outcomes  
693 Among COVID-19 Patients: A Case Series Analysis at a Tertiary Care Hospital in  
694 Karachi, Pakistan. *Cureus*. 2021;13(4):e14761.
- 695 59. Robin RC, Alam RF, Saber S, Bhiuyan E, Murshed R, Alam MT. A Case Series of 100  
696 COVID-19 Positive Patients Treated with Combination of Ivermectin and Doxycycline.  
697 *Journal of Bangladesh College of Physicians and Surgeons*. 2020;38(0):10-15.
- 698 60. Babalola OE, Bode CO, Ajayi AA, et al. Ivermectin shows clinical benefits in mild to  
699 moderate COVID19: A randomised controlled double-blind, dose-response study in  
700 Lagos. *QJM*. 2021.
- 701 61. Biber A, Mandelboim M, Harmelin G, et al. Favorable outcome on viral load and culture  
702 viability using Ivermectin in early treatment of non-hospitalized patients with mild COVID-  
703 19, A double-blind, randomized placebo-controlled trial. *medRxiv*. 2021.
- 704 62. Budhiraja S, Soni A, Jha V, et al. Clinical Profile of First 1000 COVID-19 Cases Admitted  
705 at Tertiary Care Hospitals and the Correlates of their Mortality: An Indian Experience.  
706 *medRxiv*. 2020.
- 707 63. Shah Bukhari KH, Asghar A, Perveen N, et al. Efficacy of Ivermectin in COVID-19  
708 Patients with Mild to Moderate Disease. *medRxiv*. 2021.
- 709 64. Camprubi D, Almuedo-Riera A, Marti-Soler H, et al. Lack of efficacy of standard doses of  
710 ivermectin in severe COVID-19 patients. *PLoS One*. 2020;15(11):e0242184.
- 711 65. Carvallo H. Ivermectin, Aspirin, Dexamethasone and Enoxaparin as Treatment of Covid  
712 19 - Study Results - ClinicalTrials.gov.  
713 <https://clinicaltrials.gov/ct2/show/results/NCT04425863?view=results>. Published 2020.  
714 Updated 10/19/2020. Accessed 02/12/2021.
- 715 66. Chaccour C, Casellas A, Blanco-Di Matteo A, et al. The effect of early treatment with  
716 ivermectin on viral load, symptoms and humoral response in patients with non-severe  
717 COVID-19: A pilot, double-blind, placebo-controlled, randomized clinical trial.  
718 *EClinicalMedicine*. 2021;32(100720):100720.
- 719 67. Zeeshan Khan Chachar A, Ahmad Khan K, Asif M, Tanveer K, Khaqan A, Basri R.  
720 Effectiveness of Ivermectin in SARS-CoV-2/COVID-19 Patients. *International Journal of*  
721 *Sciences*. 2020;9(09):31-35.
- 722 68. Chahla RE, Ruiz LM, Mena T, et al. Cluster Randomised Trials-Ivermectin Repurposing  
723 For COVID-19 Treatment Of Outpatients With Mild Disease In Primary Health Care  
724 Centers. *Research Square*. 2021.
- 725 69. Elalfy H, Besheer T, El-Mesery A, et al. Effect of a combination of nitazoxanide, ribavirin,  
726 and ivermectin plus zinc supplement (MANS.NRIZ study) on the clearance of mild  
727 COVID-19. *J Med Virol*. 2021;93(5):3176-3183.
- 728 70. Espitia-Hernandez G, Munguia L, Diaz-Chiguer D, López-Elizalde R, Jimenez-Ponce F.  
729 Effects of Ivermectin-azithromycin-cholecalciferol combined therapy on COVID-19  
730 infected patients: A proof of concept study. *Biomedical Research*. 2020;31(5):129-133.
- 731 71. Galan LEB, Santos NMD, Asato MS, et al. Phase 2 randomized study on chloroquine,  
732 hydroxychloroquine or ivermectin in hospitalized patients with severe manifestations of  
733 SARS-CoV-2 infection. *Pathog Glob Health*. 2021;115(4):235-242.

- 734 72. Gonzalez JLB, González Gámez M, Enciso EAM, et al. Efficacy and safety of Ivermectin  
735 and Hydroxychloroquine in patients with severe COVID-19. A randomized controlled  
736 trial. *medRxiv*. 2021.
- 737 73. Guzmán MJM, Castillo-Gonzalez A, Gonzalez JLB, et al. Factors associated with  
738 increased mortality in critically ill COVID-19 patients in a Mexican public hospital: the  
739 other faces of health system oversaturation. *medRxiv*. 2021.
- 740 74. Hashim HA, Maulood MF, Rasheed AM, Fatak DF, Kabah KK, Abdulmir AS. Controlled  
741 randomized clinical trial on using Ivermectin with Doxycycline for treating COVID-19  
742 patients in Baghdad, Iraq. *medRxiv*. 2020:2020.2010.2026.20219345.
- 743 75. Hussain SMA, Shuayb M, Rahman M. Outcome of ivermectin and doxycycline in cancer  
744 patients with COVID-19: A positive experience in Bangladesh. *International Journal of*  
745 *Molecular & Immuno Oncology*. 2021;6(1):27-29.
- 746 76. Release HP. Kovid-19 - Huvemec® Phase 2 clinical trial -. Huvepharma  
747 <https://huvemec.bg/covid-19-huvemec-klinichno-izpitanie/za-isledvaneto/>. Updated  
748 03/25/2021. Accessed 05/22/2021.
- 749 77. Khan MSI, Khan MSI, Debnath CR, et al. Ivermectin Treatment May Improve the  
750 Prognosis of Patients With COVID-19. *Arch Bronconeumol (Engl Ed)*. 2020;56(12):828-  
751 830.
- 752 78. Ravikirti, Roy R, Pattadar C, et al. Ivermectin as a potential treatment for mild to  
753 moderate COVID-19 – A double blind randomized placebo-controlled trial. *medRxiv*.  
754 2021.
- 755 79. Kishoria N, Mathur SL, Parmar V, et al. IVERMECTIN AS ADJUVANT TO  
756 HYDROXYCHLOROQUINE IN PATIENTS RESISTANT TO STANDARD  
757 TREATMENT FOR SARS-CoV-2: RESULTS OF AN OPEN-LABEL RANDOMIZED  
758 CLINICAL STUDY. *Paripex Indian Journal of Research*. 2020;9(8):1-4.
- 759 80. Krolewiecki A, Lifschitz A, Moragas M, et al. Antiviral effect of high-dose ivermectin in  
760 adults with COVID-19: A proof-of-concept randomized trial. *EClinicalMedicine*. 2021;37.
- 761 81. Lopez-Medina E, Lopez P, Hurtado IC, et al. Effect of Ivermectin on Time to Resolution  
762 of Symptoms Among Adults With Mild COVID-19: A Randomized Clinical Trial. *Jama*.  
763 2021;325(14):1426-1435.
- 764 82. Pierre L, Christine F. Ivermectin and COVID-19 in Care Home: Case Report. *Journal of*  
765 *Infectious Diseases and Epidemiology*. 2021;7(4):1-4.
- 766 83. Mohan A, Tiwari P, Suri T, et al. Ivermectin in mild and moderate COVID-19 (RIVET-  
767 COV): a randomized, placebo-controlled trial. *Research Square*. 2021.
- 768 84. Morgenstern J, Redondo JN, De León A, et al. The use of compassionate Ivermectin in  
769 the management of symptomatic outpatients and hospitalized patients with clinical  
770 diagnosis of COVID-19 at the Medical Center Bournigal and the Medical Center Punta  
771 Cana, Rescue Group, Dominican Republic, from may 1 to august 10, 2020. *J Clin Trials*.  
772 2020;11(S9:1000002):1-4.
- 773 85. Mourya S, Thakur AS, Hada DS, Kulshreshtha VS, Sharma Y. Comparative Analytical  
774 Study of Two Different Drug Regimens in Treatment of Covid 19 Positive Patients in  
775 Index Medical College Hospital and Research Center, Indore, India. *International Journal*  
776 *of Health and Clinical Research*. 2021;4(6):265-267.
- 777 86. Núñez AC, Yuca GG, Cervantes JML, Murcia APR, Juárez MAO, Martínez JJ.  
778 Therapeutic Efficacy of Ivermectin as an Adjuvant in the Treatment of Patients with  
779 COVID-19 Study conducted at the Social Security Institute for Workers of the State of  
780 Chiapas, ISSTECH, Mexico. *International Journal of Innovative Science and Research*  
781 *Technology*. 2020;5(7):211-215.
- 782 87. Podder CS, Chowdhury N, Sina MI, Haque WMMU. Outcome of ivermectin treated mild  
783 to moderate COVID-19 cases: a single-centre, open-label, randomised controlled study.  
784 *IMC Journal of Medical Science*. 2020;14(2:002):11-18.

- 785 88. Okumus N, Demirturk N, Cetinkaya RA, et al. Evaluation of the effectiveness and safety  
786 of adding ivermectin to treatment in severe COVID-19 patients. *BMC Infect Dis.*  
787 2021;21(1):411.
- 788 89. Pott-Junior H, Bastos Paoliello MM, Miguel AQC, et al. Use of ivermectin in the  
789 treatment of Covid-19: A pilot trial. *Toxicol Rep.* 2021;8(0):505-510.
- 790 90. Rahman MA, Iqbal SA, Islam MA, Niaz MK, Hussain T, Siddiquee TH. Comparison of  
791 viral clearance between ivermectin with doxycycline and hydroxychloroquine with  
792 azithromycin in COVID-19 patients. *Journal of Bangladesh College of Physicians and*  
793 *Surgeons.* 2020;38:5-9.
- 794 91. Shahbaznejad L, Davoudi A, Eslami G, et al. Effects of Ivermectin in Patients With  
795 COVID-19: A Multicenter, Double-Blind, Randomized, Controlled Clinical Trial. *Clin Ther.*  
796 2021.
- 797 92. Soto-Becerra P, Culquichicón C, Hurtado-Roca Y, Araujo-Castillo RV. Real-world  
798 effectiveness of hydroxychloroquine, azithromycin, and ivermectin among hospitalized  
799 COVID-19 patients: results of a target trial emulation using observational data from a  
800 nationwide healthcare system in Peru. *medRxiv.* 2020.
- 801 93. Spoorthi V, Sasank S. Utility of ivermectin and doxycycline combination for the treatment  
802 of SARS-CoV2. *IAIM.* 2020;7(10):177-182.
- 803 94. Abd-Elsalam S, Noor RA, Badawi R, et al. Clinical study evaluating the efficacy of  
804 ivermectin in COVID-19 treatment: A randomized controlled study. *J Med Virol.*  
805 2021;93(10):5833-5838.
- 806 95. Aref ZF, Bazeed S, Hassan MH, et al. Clinical, Biochemical and Molecular Evaluations  
807 of Ivermectin Mucoadhesive Nanosuspension Nasal Spray in Reducing Upper  
808 Respiratory Symptoms of Mild COVID-19. *Int J Nanomedicine.* 2021;16:4063-4072.
- 809 96. Vallejos J, Zoni R, Bangher M, et al. Ivermectin to prevent hospitalizations in patients  
810 with COVID-19 (IVERCOR-COVID19) a randomized, double-blind, placebo-controlled  
811 trial. *BMC Infect Dis.* 2021;21(1):635.
- 812 97. Hazan S, Dave S, Gunaratne AW, et al. Effectiveness of Ivermectin-Based Multidrug  
813 Therapy in Severe Hypoxic Ambulatory COVID-19 Patients. *medRxiv.* 2021.
- 814 98. Padhy BM, Mohanty RR, Das S, Meher BR. Therapeutic potential of ivermectin as add  
815 on treatment in COVID 19: A systematic review and meta-analysis. *J Pharm Pharm Sci.*  
816 2020;23:462-469.
- 817 99. Hill A, Abdulmir A, Ahmed S, et al. Meta-analysis of randomized trials of ivermectin to  
818 treat SARS-CoV-2 infection. *Research Square.* 2021.
- 819 100. Hill A, Garratt A, Levi J, et al. Erratum: Expression of Concern: "Meta-analysis of  
820 Randomized Trials of Ivermectin to Treat SARS-CoV-2 Infection". *Open Forum Infect*  
821 *Dis.* 2021;8(8):ofab394.
- 822 101. Lawrie T. *Ivermectin reduces the risk of death from COVID-19 -a rapid review and meta-*  
823 *analysis in support of the recommendation of the Front Line COVID-19 Critical Care*  
824 *Alliance. (Latest version v1.2 - 6 Jan 2021).* 2021.
- 825 102. Nardelli P, Zangrillo A, Sanchini G, et al. Crying wolf in time of Corona: the strange case  
826 of ivermectin and hydroxychloroquine. Is the fear of failure withholding potential life-  
827 saving treatment from clinical use? *Signa Vitae.* 2021;1:2.
- 828 103. Kow CS, Merchant HA, Mustafa ZU, Hasan SS. The association between the use of  
829 ivermectin and mortality in patients with COVID-19: a meta-analysis. *Pharmacol Rep.*  
830 2021:1-7.
- 831 104. Bryant A, Lawrie TA, Dowswell T, et al. Ivermectin for Prevention and Treatment of  
832 COVID-19 Infection: A Systematic Review, Meta-analysis, and Trial Sequential Analysis  
833 to Inform Clinical Guidelines. *Am J Ther.* 2021.



- 834 105. Kory P, Meduri GU, Varon J, Iglesias J, Marik PE. Review of the Emerging Evidence  
835 Demonstrating the Efficacy of Ivermectin in the Prophylaxis and Treatment of COVID-19.  
836 *American Journal of Therapeutics*. 2021;28(3):e299-e318.
- 837 106. Hariyanto TI, Halim DA, Rosalind J, Gunawan C, Kurniawan A. Ivermectin and outcomes  
838 from Covid-19 pneumonia: A systematic review and meta-analysis of randomized clinical  
839 trial studies. *Reviews in Medical Virology*. 2021;e2265:1-15.
- 840 107. British Ivermectin Recommendation Development. The BIRD Recommendation on the  
841 Use of Ivermectin for Covid-19. [https://www.francesoir.fr/sites/francesoir/files/media-  
843 icons/bird-proceedings-02-03-2021-v151.pdf](https://www.francesoir.fr/sites/francesoir/files/media-<br/>842 icons/bird-proceedings-02-03-2021-v151.pdf). Published 2021. Accessed 04.01.2021.
- 844 108. Kim MS, An MH, Kim WJ, Hwang TH. Comparative efficacy and safety of  
845 pharmacological interventions for the treatment of COVID-19: A systematic review and  
846 network meta-analysis. *PLoS Med*. 2020;17(12):e1003501.
- 847 109. Castañeda-Sabogal A, Chambergo-Michilot D, Toro-Huamanchumo CJ, Silva-Rengifo  
848 C, Gonzales-Zamora J, Barboza JJ. Outcomes of Ivermectin in the treatment of COVID-  
849 19: a systematic review and meta-analysis. *medRxiv*. 2021:2021.2001.2026.21250420.
- 850 110. Roman YM, Burela PA, Pasupuleti V, Piscocoya A, Vidal JE, Hernandez AV. Ivermectin for  
851 the treatment of COVID-19: A systematic review and meta-analysis of randomized  
852 controlled trials. *medRxiv*. 2021.
- 853 111. Popp M, Stegemann M, Metzendorf MI, et al. Ivermectin for preventing and treating  
854 COVID-19. *Cochrane Database Syst Rev*. 2021;7(7):CD015017.
- 855 112. NIH. Corticosteroids | COVID-19 Treatment Guidelines.  
856 [https://www.covid19treatmentguidelines.nih.gov/therapies/immunomodulators/corticoster-  
858 oids/](https://www.covid19treatmentguidelines.nih.gov/therapies/immunomodulators/corticoster-<br/>857 oids/). Published 2021. Updated 08/04/2021. Accessed 08/25/2021.
- 859 113. Derbyshire E, Delange J. COVID-19: is there a role for immunonutrition, particularly in  
860 the over 65s? *BMJ Nutr Prev Health*. 2020;3(1):100-105.
- 861 114. Bauer SR, Kapoor A, Rath M, Thomas SA. What is the role of supplementation with  
862 ascorbic acid, zinc, vitamin D, or N-acetylcysteine for prevention or treatment of COVID-  
863 19? *Cleve Clin J Med*. 2020.
- 864 115. World Health Organization. WHO Coronavirus Disease (COVID-19) Dashboard. WHO.  
865 <https://covid19.who.int/>. Updated 02.14.2021. Accessed 02.14.2021.
- 866 116. Chamie-Quintero J, Hibberd JA, Scheim D. Ivermectin for COVID-19 in Peru: 14-fold  
867 reduction in nationwide excess deaths,  $p=.002$  for effect by state, then 13-fold increase  
868 after ivermectin use restricted. 2021.
- 869 117. Abate SM, Ahmed Ali S, Mantfardo B, Basu B. Rate of Intensive Care Unit admission  
870 and outcomes among patients with coronavirus: A systematic review and Meta-analysis.  
871 *PLoS One*. 2020;15(7):e0235653.
- 872 118. Elsayed HH, Hassaballa AS, Ahmed TA, Gumaa M, Sharkawy HY. Variation in outcome  
873 of invasive mechanical ventilation between different countries for patients with severe  
874 COVID-19: a systematic review and meta-analysis. 2020.
- 875 119. Richardson S. Presenting characteristics, comorbidities, and outcomes among 5700  
876 patients hospitalized with COVID-19 in the New York City area (published online ahead  
877 of print, 2020 Apr 22). *Jama*.
- 878 120. Jaspersen D. Drug-induced oesophageal disorders: pathogenesis, incidence, prevention  
879 and management. *Drug Saf*. 2000;22(3):237-249.
- 880 121. Yousaf Z, Al-Shokri SD, Al-Soub H, Mohamed MFH. COVID-19-associated SIADH: a  
881 clue in the times of pandemic! *Am J Physiol Endocrinol Metab*. 2020;318(6):E882-E885.
- 882 122. Mahmud R. Clinical Trial of Ivermectin Plus Doxycycline for the Treatment of Confirmed  
883 Covid-19 Infection. Dhaka Medical College Bangladesh.  
<https://clinicaltrials.gov/ct2/show/study/NCT04523831>. Published 2020. Updated  
October 9, 2020. Accessed 02.14.2021.

- 884 123. Beigel JH, Tomashek KM, Dodd LE, et al. Remdesivir for the Treatment of Covid-19 -  
885 Final Report. *N Engl J Med*. 2020;383(19):1813-1826.
- 886 124. Group WHOReaFC-TW, Sterne JAC, Murthy S, et al. Association Between  
887 Administration of Systemic Corticosteroids and Mortality Among Critically Ill Patients  
888 With COVID-19: A Meta-analysis. *Jama*. 2020;324(13):1330-1341.
- 889 125. Datta SD, Talwar A, Lee JT. A Proposed Framework and Timeline of the Spectrum of  
890 Disease Due to SARS-CoV-2 Infection: Illness Beyond Acute Infection and Public Health  
891 Implications. *Jama*. 2020;324(22):2251-2252.
- 892 126. Boscolo-Rizzo P, Guida F, Polesel J, et al. Sequelae in adults at 12 months after mild-to-  
893 moderate coronavirus disease 2019 (COVID-19). *Int Forum Allergy Rhinol*. 2021.
- 894 127. Nalbandian A, Sehgal K, Gupta A, et al. Post-acute COVID-19 syndrome. *Nat Med*.  
895 2021;27(4):601-615.
- 896 128. Gunster C, Busse R, Spoden M, et al. 6-month mortality and readmissions of  
897 hospitalized COVID-19 patients: A nationwide cohort study of 8,679 patients in  
898 Germany. *PLoS One*. 2021;16(8):e0255427.
- 899 129. Wu Z, McGoogan JM. Characteristics of and Important Lessons From the Coronavirus  
900 Disease 2019 (COVID-19) Outbreak in China: Summary of a Report of 72314 Cases  
901 From the Chinese Center for Disease Control and Prevention. *Jama*.  
902 2020;323(13):1239-1242.
- 903 130. CDC. Interim clinical guidance for management of patients with confirmed coronavirus  
904 disease (COVID-19). Centers for Disease Control Prevention.  
905 [https://www.cdc.gov/coronavirus/2019-ncov/hcp/clinical-guidance-management-](https://www.cdc.gov/coronavirus/2019-ncov/hcp/clinical-guidance-management-patients.html)  
906 [patients.html](https://www.cdc.gov/coronavirus/2019-ncov/hcp/clinical-guidance-management-patients.html). Published 2020. Updated 02/12/2021. Accessed 06/19/2021.
- 907 131. Group RC. Convalescent plasma in patients admitted to hospital with COVID-19  
908 (RECOVERY): a randomised controlled, open-label, platform trial. *Lancet*.  
909 2021;397(10289):2049-2059.
- 910 132. Janiaud P, Axfors C, Schmitt AM, et al. Association of Convalescent Plasma Treatment  
911 With Clinical Outcomes in Patients With COVID-19: A Systematic Review and Meta-  
912 analysis. *Jama*. 2021;325(12):1185-1195.
- 913 133. Garibaldi BT, Wang K, Robinson ML, et al. Comparison of Time to Clinical Improvement  
914 With vs Without Remdesivir Treatment in Hospitalized Patients With COVID-19. *JAMA*  
915 *Netw Open*. 2021;4(3):e213071.
- 916 134. Bayram N, Ozsaygili C, Sav H, et al. Susceptibility of severe COVID-19 patients to rhino-  
917 orbital mucormycosis fungal infection in different clinical manifestations. *Jpn J*  
918 *Ophthalmol*. 2021;65(4):515-525.
- 919 135. Festic E, Kor DJ, Gajic O. Prevention of acute respiratory distress syndrome. *Curr Opin*  
920 *Crit Care*. 2015;21(1):82-90.
- 921 136. Gajic O, Dabbagh O, Park PK, et al. Early identification of patients at risk of acute lung  
922 injury: evaluation of lung injury prediction score in a multicenter cohort study. *Am J*  
923 *Respir Crit Care Med*. 2011;183(4):462-470.
- 924 137. Lat I, Coopersmith CM, De Backer D, et al. The Surviving Sepsis Campaign: Fluid  
925 Resuscitation and Vasopressor Therapy Research Priorities in Adult Patients. *Crit Care*  
926 *Med*. 2021;49(4):623-635.
- 927 138. Youkee D, Hulme W, Roberts T, Daniels R, Nutbeam T, Keep J. Time Matters: Antibiotic  
928 Timing in Sepsis and Septic Shock. *Crit Care Med*. 2016;44(10):e1016-1017.
- 929 139. National Institutes of Health. Ivermectin | COVID-19 Treatment Guidelines. National  
930 Institutes of Health. [https://www.covid19treatmentguidelines.nih.gov/antiviral-](https://www.covid19treatmentguidelines.nih.gov/antiviral-therapy/ivermectin/)  
931 [therapy/ivermectin/](https://www.covid19treatmentguidelines.nih.gov/antiviral-therapy/ivermectin/). Published 2020. Updated February 11, 2021. Accessed 02.14.2021.
- 932 140. FDA. FAQ: COVID-19 and Ivermectin Intended for Animals | FDA. FDA.  
933 <https://www.fda.gov/animal-veterinary/product-safety-information/faq-covid-19-and->

- 934 [ivermectin-intended-animals](#). Published 2020. Updated 12/16/2020. Accessed  
935 02.14.2021.
- 936 141. FDA. Why You Should Not Use Ivermectin to Treat or Prevent COVID-19 | FDA.  
937 [https://www.fda.gov/consumers/consumer-updates/why-you-should-not-use-ivermectin-](https://www.fda.gov/consumers/consumer-updates/why-you-should-not-use-ivermectin-treat-or-prevent-covid-19)  
938 [treat-or-prevent-covid-19](https://www.fda.gov/consumers/consumer-updates/why-you-should-not-use-ivermectin-treat-or-prevent-covid-19). Published 2021. Updated 03.05.2021. Accessed 04.10.2021.
- 939 142. European Medicines Agency. EMA advises against use of ivermectin for the prevention  
940 or treatment of COVID-19 outside randomised clinical trials | European Medicines  
941 Agency. [https://www.ema.europa.eu/en/news/ema-advises-against-use-ivermectin-](https://www.ema.europa.eu/en/news/ema-advises-against-use-ivermectin-prevention-treatment-covid-19-outside-randomised-clinical-trials)  
942 [prevention-treatment-covid-19-outside-randomised-clinical-trials](https://www.ema.europa.eu/en/news/ema-advises-against-use-ivermectin-prevention-treatment-covid-19-outside-randomised-clinical-trials). Published 2021.  
943 Updated 03.22.2021. Accessed 04.10.2021.
- 944 143. World Health Organization. WHO advises that ivermectin only be used to treat COVID-  
945 19 within clinical trials. [https://www.who.int/news-room/feature-stories/detail/who-](https://www.who.int/news-room/feature-stories/detail/who-advises-that-ivermectin-only-be-used-to-treat-covid-19-within-clinical-trials)  
946 [advises-that-ivermectin-only-be-used-to-treat-covid-19-within-clinical-trials](https://www.who.int/news-room/feature-stories/detail/who-advises-that-ivermectin-only-be-used-to-treat-covid-19-within-clinical-trials). Published  
947 2021. Updated 03/31/2021. Accessed 08/25/2021.
- 948 144. ACTIV-6: COVID-19 Study of Repurposed Medications.  
949 <https://clinicaltrials.gov/ct2/show/NCT04885530>. Published 2021. Updated 08/30/2021.  
950 Accessed 09/02/2021.
- 951 145. National Institutes of Health. NIH to launch public-private partnership to speed COVID-  
952 19 vaccine and treatment options. [https://www.nih.gov/news-events/news-releases/nih-](https://www.nih.gov/news-events/news-releases/nih-launch-public-private-partnership-speed-covid-19-vaccine-treatment-options)  
953 [launch-public-private-partnership-speed-covid-19-vaccine-treatment-options](https://www.nih.gov/news-events/news-releases/nih-launch-public-private-partnership-speed-covid-19-vaccine-treatment-options). Updated  
954 04/17/2020. Accessed 08/25/2021.
- 955 146. CDC Health Alert Network. CDCHAN-00449: Rapid Increase in Ivermectin Prescriptions  
956 and Reports of Severe Illness Associated with Use of Products Containing Ivermectin to  
957 Prevent or Treat COVID-19.  
958 [https://emergency.cdc.gov/han/2021/han00449.asp?ACSTrackingID=USCDC\\_511-](https://emergency.cdc.gov/han/2021/han00449.asp?ACSTrackingID=USCDC_511-DM64535&ACSTrackingLabel=HAN%20449%20-%20General%20Public&deliveryName=USCDC_511-DM64535)  
959 [DM64535&ACSTrackingLabel=HAN%20449%20-](https://emergency.cdc.gov/han/2021/han00449.asp?ACSTrackingID=USCDC_511-DM64535&ACSTrackingLabel=HAN%20449%20-%20General%20Public&deliveryName=USCDC_511-DM64535)  
960 [%20General%20Public&deliveryName=USCDC\\_511-DM64535](https://emergency.cdc.gov/han/2021/han00449.asp?ACSTrackingID=USCDC_511-DM64535&ACSTrackingLabel=HAN%20449%20-%20General%20Public&deliveryName=USCDC_511-DM64535). Published 2021.  
961 Updated 08/26/2021. Accessed 09/03/2021.
- 962 147. Walkey AJ, Sheldrick RC, Kashyap R, et al. Guiding Principles for the Conduct of  
963 Observational Critical Care Research for Coronavirus Disease 2019 Pandemics and  
964 Beyond: The Society of Critical Care Medicine Discovery Viral Infection and Respiratory  
965 Illness Universal Study Registry. *Crit Care Med*. 2020;48(11):e1038-e1044.
- 966 148. Walkey AJ, Kumar VK, Harhay MO, et al. The Viral Infection and Respiratory Illness  
967 Universal Study (VIRUS): An International Registry of Coronavirus 2019-Related Critical  
968 Illness. *Crit Care Explor*. 2020;2(4):e0113.
- 969 149. FDA. FDA experts discuss COVID-19 therapeutic clinical trials | American Medical  
970 Association. AMA Webinar Series. [https://www.ama-assn.org/delivering-care/public-](https://www.ama-assn.org/delivering-care/public-health/fda-experts-discuss-covid-19-therapeutic-clinical-trials)  
971 [health/fda-experts-discuss-covid-19-therapeutic-clinical-trials](https://www.ama-assn.org/delivering-care/public-health/fda-experts-discuss-covid-19-therapeutic-clinical-trials). Updated 03/17/2021.  
972 Accessed 04/15/2021.

973

974 **Figure and Table Legends:**

975 **Figure 1: Preferred Reporting Items for Systematic Reviews and Meta-Analyses flow—**

976 **study inclusion. ICU: Intensive Care Unit, CDC: Centers for Disease Control and**

977 **Prevention, RCT: Randomized controlled trial, WHO: World Health Organization**

978 **Figure 2: Meta-analysis for Ivermectin use and overall Mortality**

979 **Figure 3: Subgroup analysis for Ivermectin use and mortality by study design and**

980 **hospitalized patients**

981 **Figure 4 Effect of Ivermectin Monotherapy compared with Placebo/Standard of Care in**

982 **RCTs as per Cochrane’s criteria**

983 **Figure 5: Meta-analysis for Ivermectin use and need for ICU admission, mechanical**

984 **ventilation and Adverse events**

985 **Figure 6: Meta-analysis for Ivermectin use and need for Viral Clearance, Time to achieve**

986 **viral clearance, Need for hospitalization and Duration of hospital stay**

987 **e-figure 1 Sensitivity analysis excluding Lima-morales et al: Mortality in Clinical trials**

988 **e-figure 2 Sensitivity analysis excluding Vallejos et al: Mortality in Therapeutic RCTs:**

989 **Mild-Moderate COVID-19**

990 **e-figure 3 Sensitivity analysis excluding Soto-Becerra et al: Mortality in observational**

991 **studies**

992 **e-figure 4 Sensitivity analysis excluding Soto-Becerra et al: Mortality in hospitalized**

993 **patients-Overall**

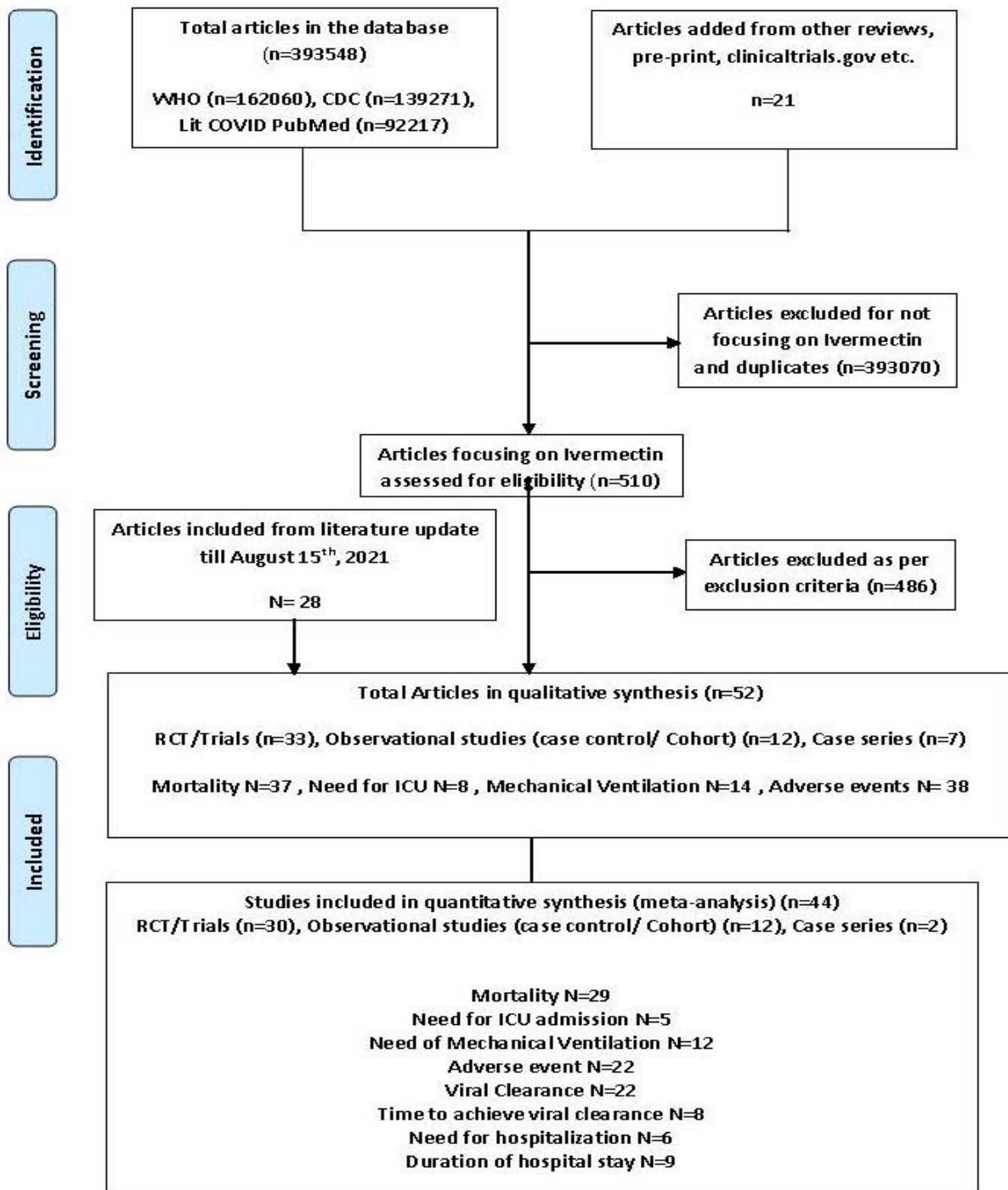
994 **e-figure 5 Sensitivity analysis excluding Abd-elsalam et al: Mortality in hospitalized**

995 **patients by study design RCTs: Mild-Moderate COVID-19**

- 996 **e-figure 6 Sensitivity Analysis excluding Soto-Becerra et al: Mortality in inpatient**
- 997 **observational studies**
- 998 **e-figure 7 Pooled Analysis for Mortality**
- 999 **e-figure 8 Pooled analysis of need for ICU admission**
- 1000 **e-figure 9 Pooled analysis of Mechanical Ventilation**
- 1001 **e-figure 10 Pooled Analysis of Adverse events**
- 1002 **e-figure 11 Sensitivity Analysis excluding Maurya et al : Viral Clearance**
- 1003 **e-figure 12 Sensitivity Analysis excluding Khan et al : Time to achieve Viral Clearance**
- 1004 **e-figure 13 Sensitivity Analysis excluding Mahmud et al : Need for hospitalization**
- 1005 **e-figure 14 Sensitivity Analysis excluding Gonzalez et al : Duration of hospital stay**
- 1006 **e-figure 15 Funnel Plot overall mortality**
- 1007 **e-figure 16 Funnel Plot Mortality in Clinical Trials**
- 1008 **e-figure 17 Funnel Plot Mortality in RCTs: Mild/Moderate COVID-19**
- 1009 **e-figure 18 Funnel Plot Mortality in RCTs: Severe/Critical COVID-19**
- 1010 **e-figure 19 Funnel Plot Mortality in Observational studies**
- 1011 **e-figure 20 Funnel Plot Mortality in Hospitalized patient overall**
- 1012 **e-figure 21 Funnel Plot Mortality in Inpatient RCTs: Mild-Moderate COVID-19**
- 1013 **e-figure 22 Funnel Plot Mortality in Inpatient RCTs: Severe/Critical COVID-19**
- 1014 **e-figure 23 Funnel Plot Mortality in Inpatient Observational studies**
- 1015 **e-figure 24 Funnel Plot for Mortality with Ivermectin Monotherapy as per Cochrane's**
- 1016 **Criteria**
- 1017 **e-figure 25 Funnel Plot Need for ICU Admission**
- 1018 **e-figure 26 Funnel Plot Need for Mechanical Ventilation**
- 1019 **e-figure 27 Funnel Plot Adverse event**
- 1020 **e-figure 28 Funnel Plot Need for Hospitalization**

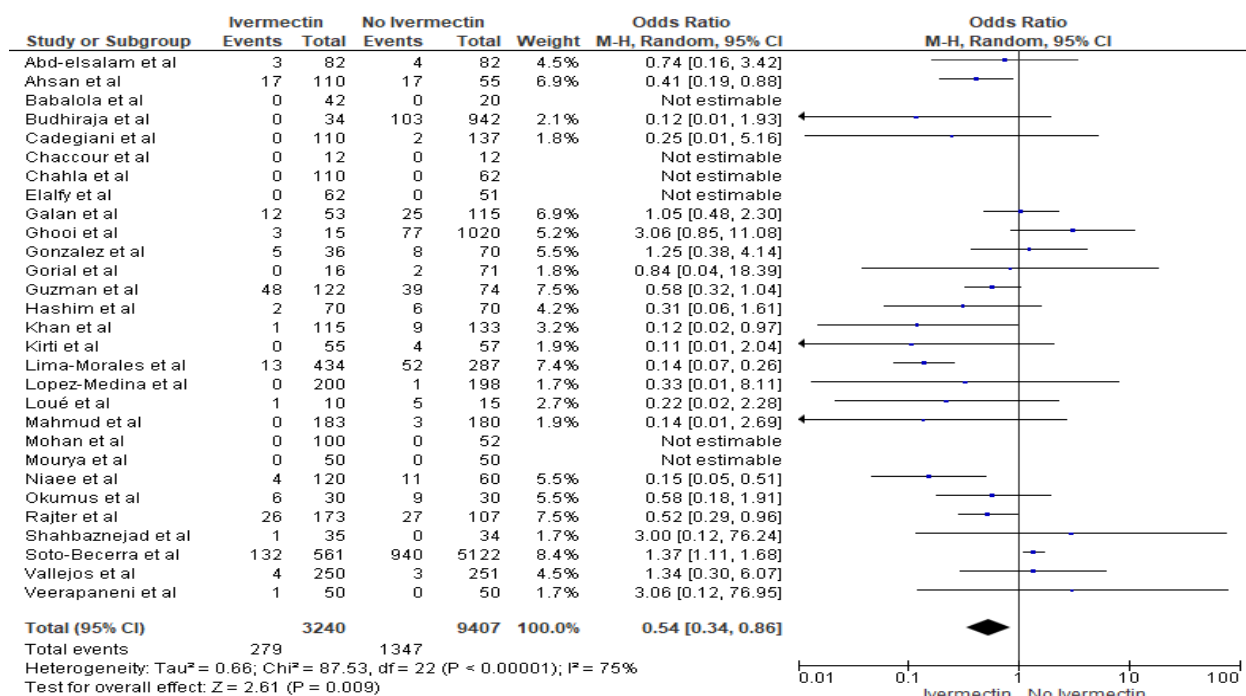
- 1021 **e-figure 29 Funnel Plot duration of Hospital stay**
- 1022 **e-figure 30 Funnel Plot Incidence of Viral Clearance**
- 1023 **e-figure 31 Funnel Plot Time to achieve viral clearance**
- 1024 **e-table 1. Study characteristic table for all included studies**
- 1025 **e-table 2. Cochrane Risk of bias assessment of the trials included in the study**
- 1026 **e-table 3. Correlation of quality measures with estimates of treatment effects assessment of**
- 1027 **the trials those were included in the study**
- 1028 **e-table 4. NIH quality assessment Tool for case series included in the study**
- 1029 **e-table 5. NIH Quality Assessment of Case-Control Studies**
- 1030 **e-table 6. NIH Quality Assessment of Observational Cohort and Cross-Sectional Studies**
- 1031 **e-table 7. Certainty of the evidence (GRADE) Profile at Outcome Level**
- 1032 **e-table 8. Ongoing clinical trials**
- 1033

1034 **Figure 1: Preferred Reporting Items for Systematic Reviews and Meta-Analyses flow—**  
1035 **study inclusion. ICU: Intensive Care Unit, CDC: Centers for Disease Control and**  
1036 **Prevention, RCT: Randomized controlled trial, WHO: World Health Organization**



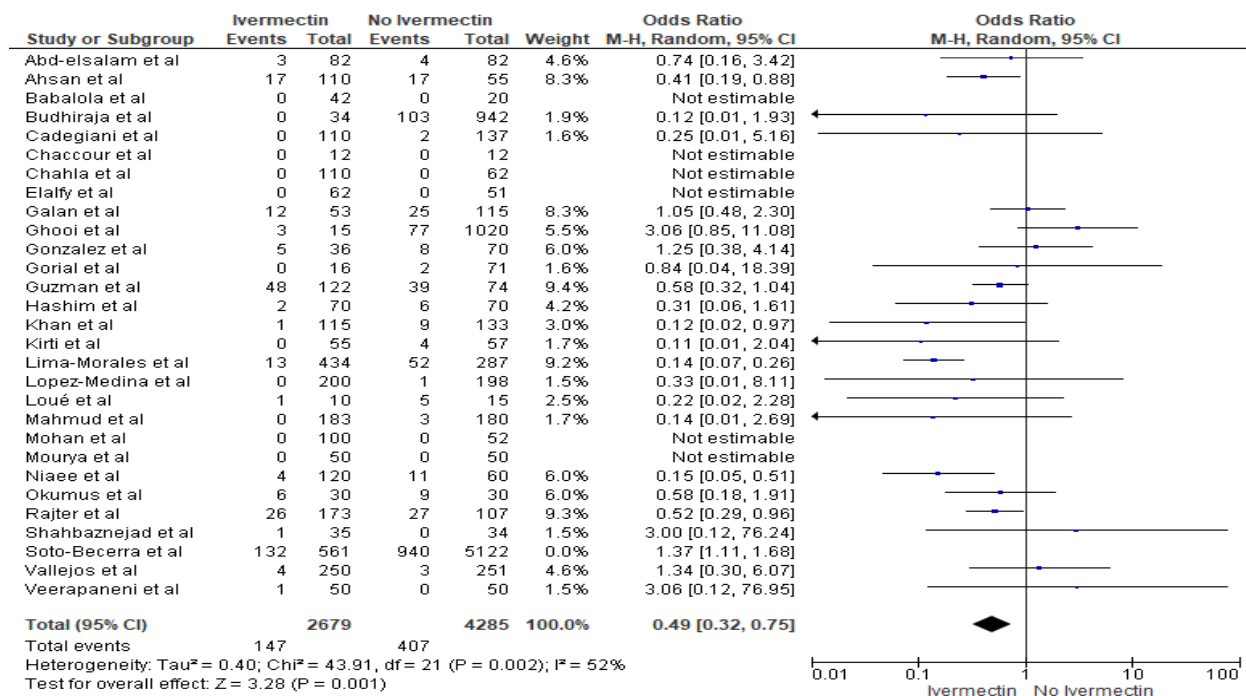
1037 **Figure 2: Meta-analysis for Ivermectin use and overall Mortality**

1038 **Figure 2A: Mortality Overall**



1039

1040 **Figure 2B Sensitivity analysis Mortality Overall excluding Soto-Becerra et al**

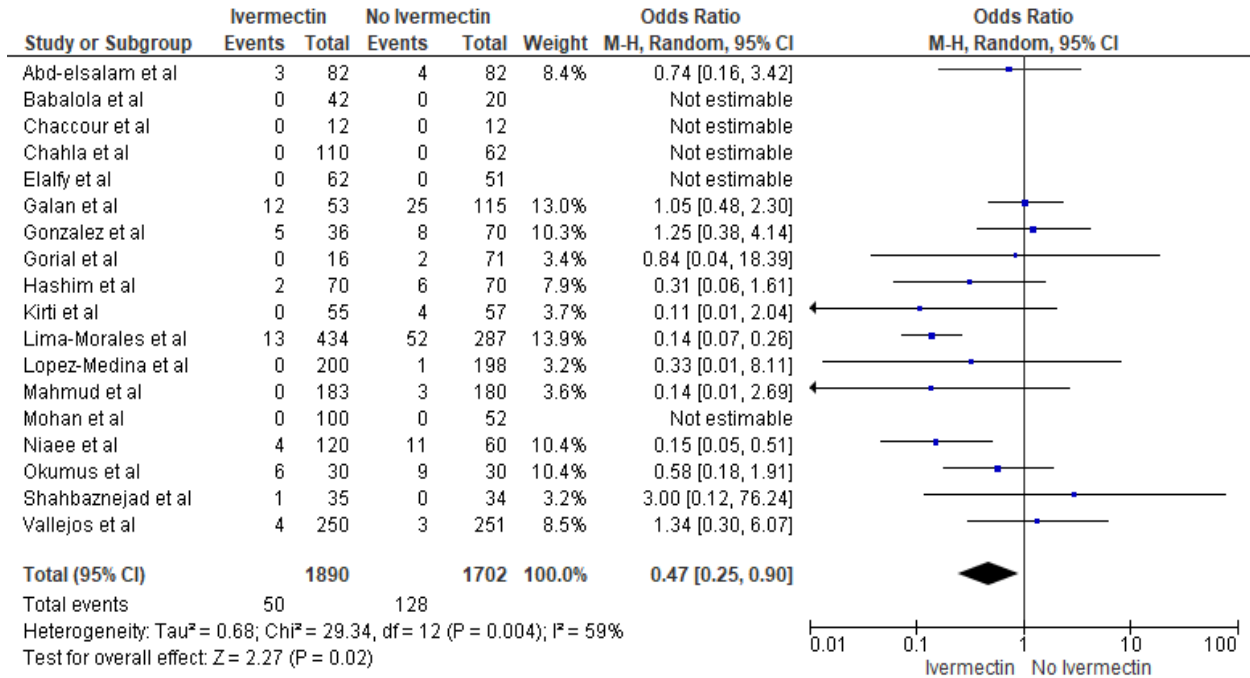


1041



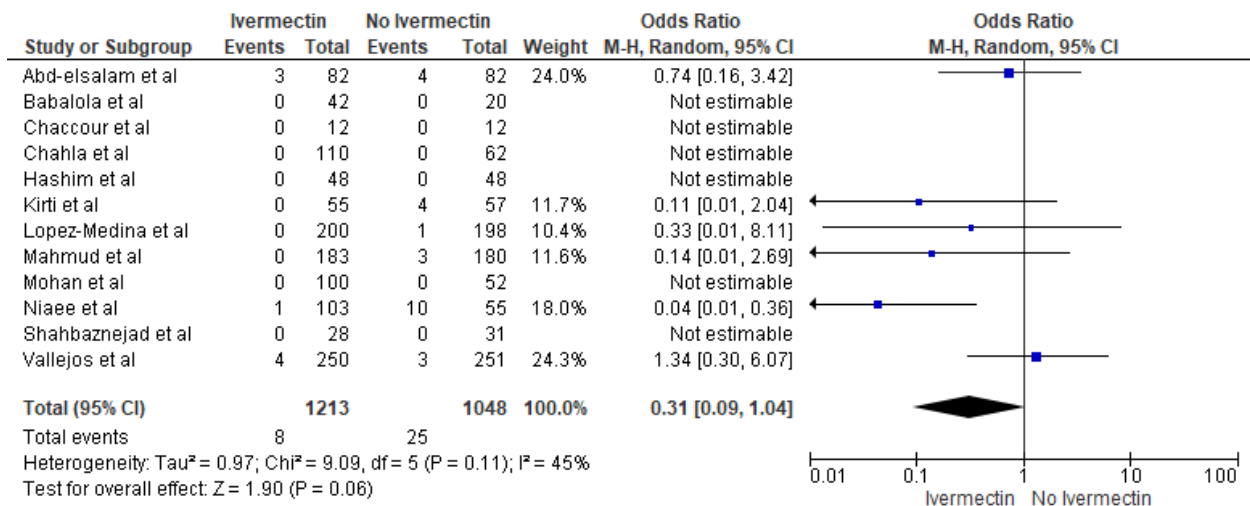
1042 **Figure 3: Subgroup analysis for Ivermectin use and mortality by study design and**  
 1043 **hospitalized patients**

1044 **Figure 3A Subgroup analysis by study designs- Mortality in Clinical trials**



1045

1046 **Figure 3B Subgroup analysis by study designs- Mortality in Therapeutic RCTs: Mild-**  
 1047 **Moderate COVID-19**

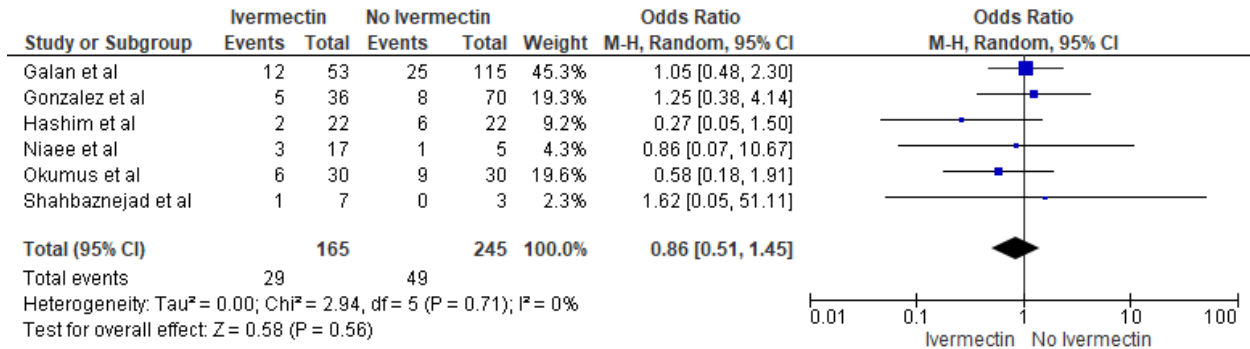


1048

1049

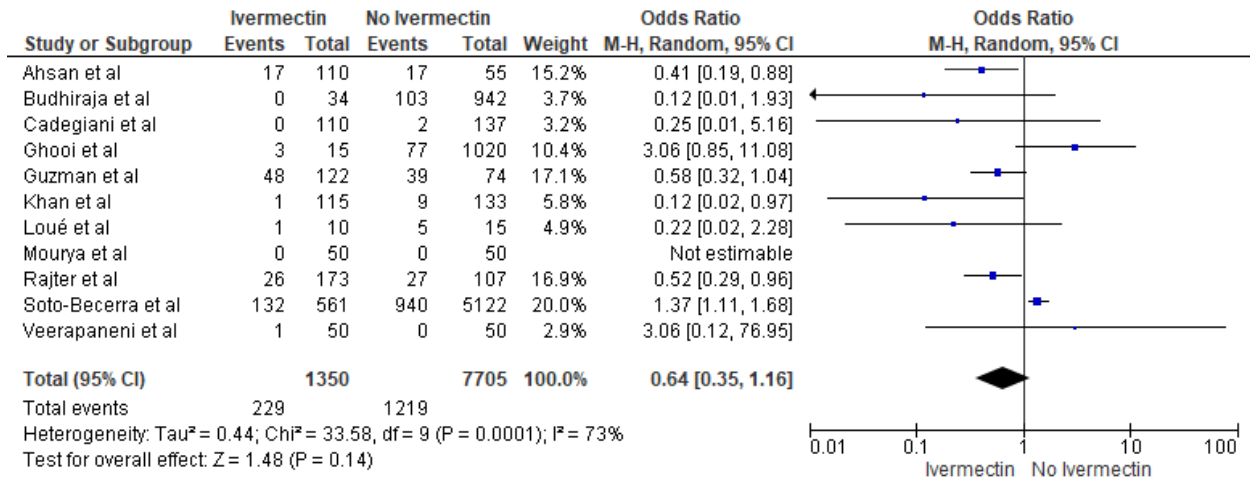
1050

1051 **Figure 3C Subgroup analysis by study designs- Mortality in Therapeutic RCTs:**  
 1052 **Severe/Critical COVID-19**



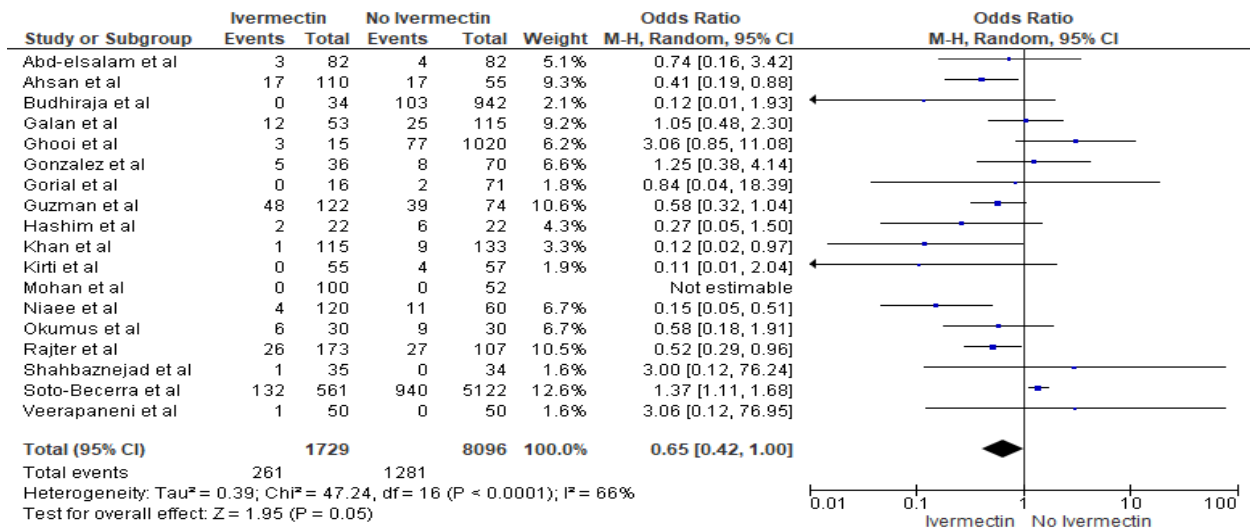
1053

1054 **Figure 3D: Subgroup analysis by study designs- Mortality in observational studies**



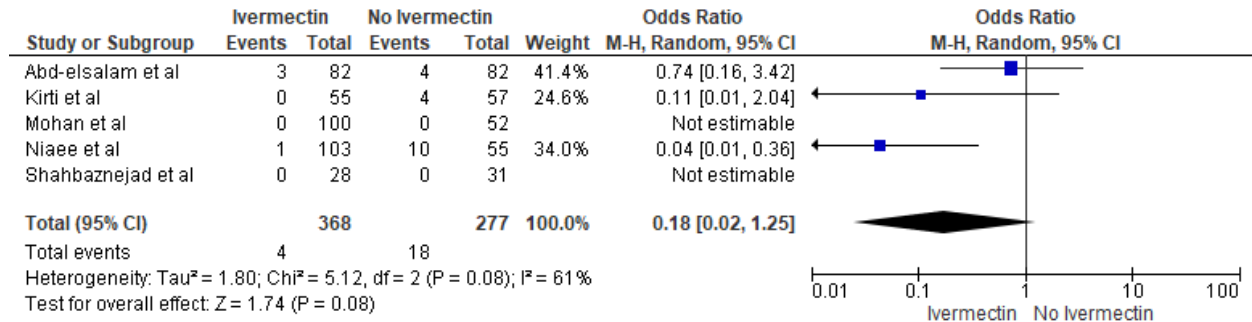
1055

1056 **Figure 3E: Mortality in hospitalized patients-Overall**



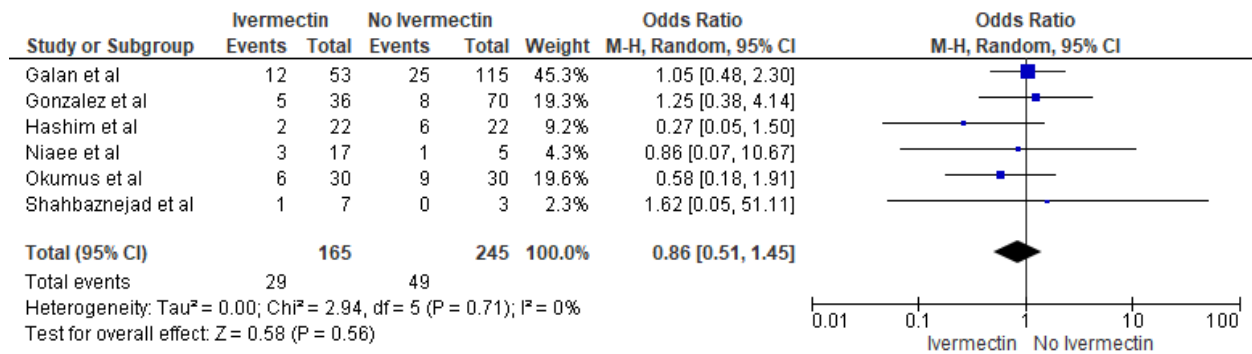
1057

1058 **Figure 3F: Mortality in hospitalized patients by study design RCTs-Mild-Moderate COVID-**  
 1059 **19**



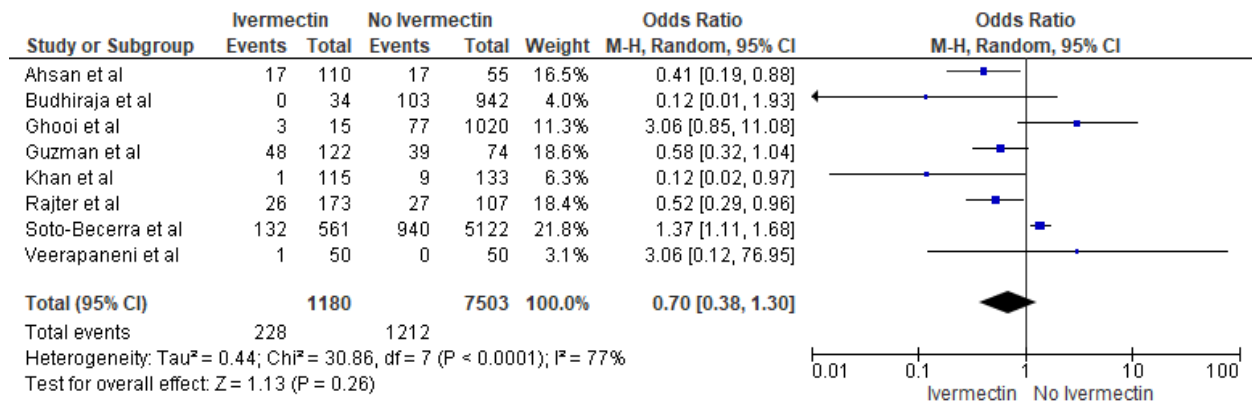
1060

1061 **Figure 3G: Mortality in hospitalized patients by study design RCTs- Severe/Critical COVID-**  
 1062 **19**



1063

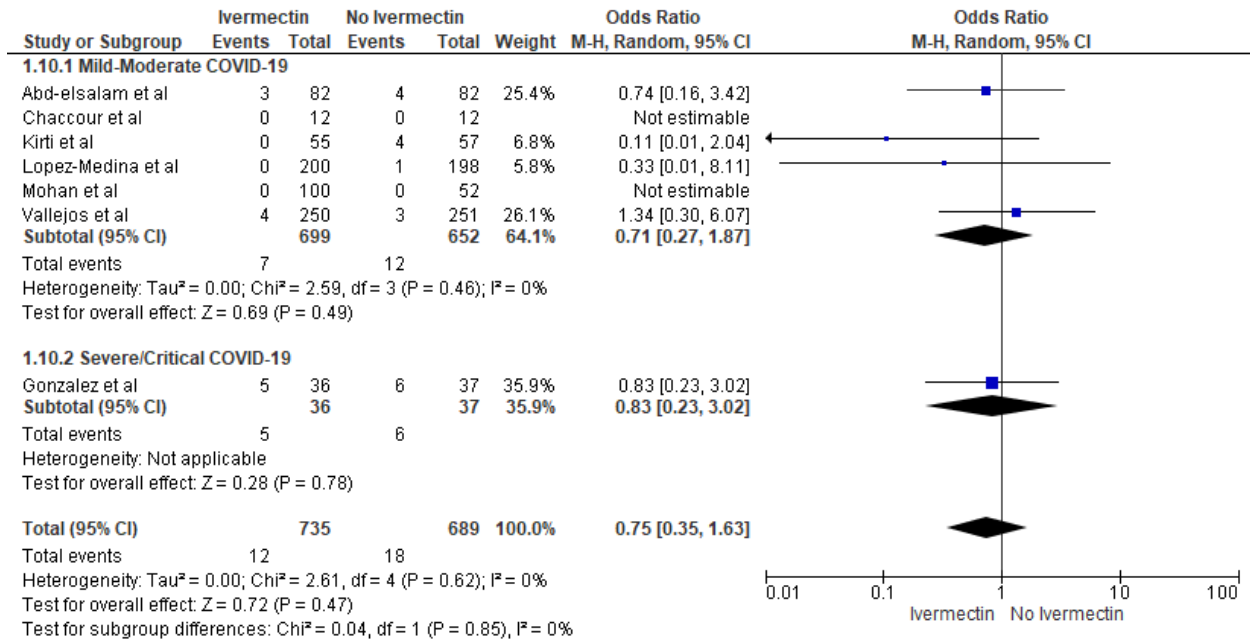
1064 **Figure 3H: Mortality in hospitalized patients by study design observational studies**



1065

1066

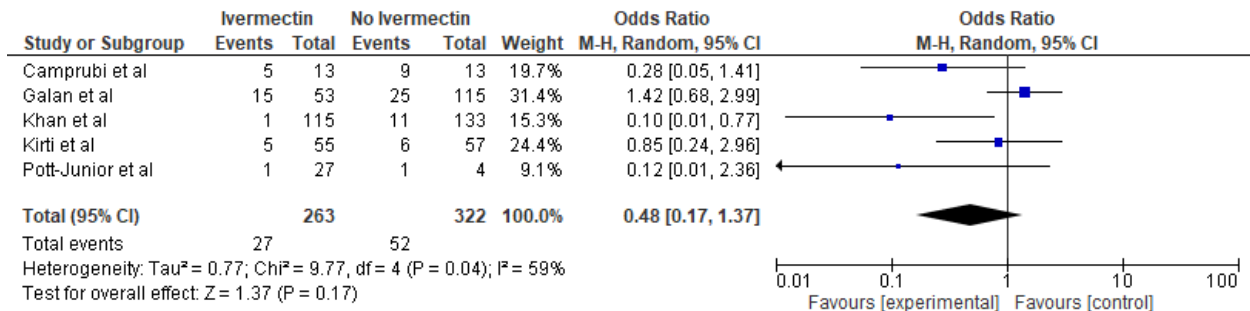
1067 **Figure 4 Effect of Ivermectin Monotherapy compared with Placebo/Standard of Care in RCTs**  
 1068 **as per Cochrane's criteria**



1069

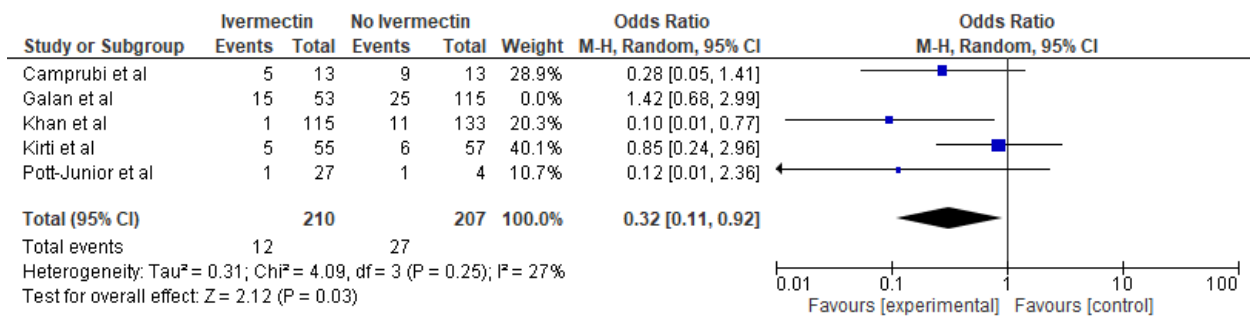
1070 **Figure 5: Meta-analysis for Ivermectin use and need for ICU admission, mechanical**  
 1071 **ventilation and Adverse events**

1072 **Figure 5A Need for ICU admission**



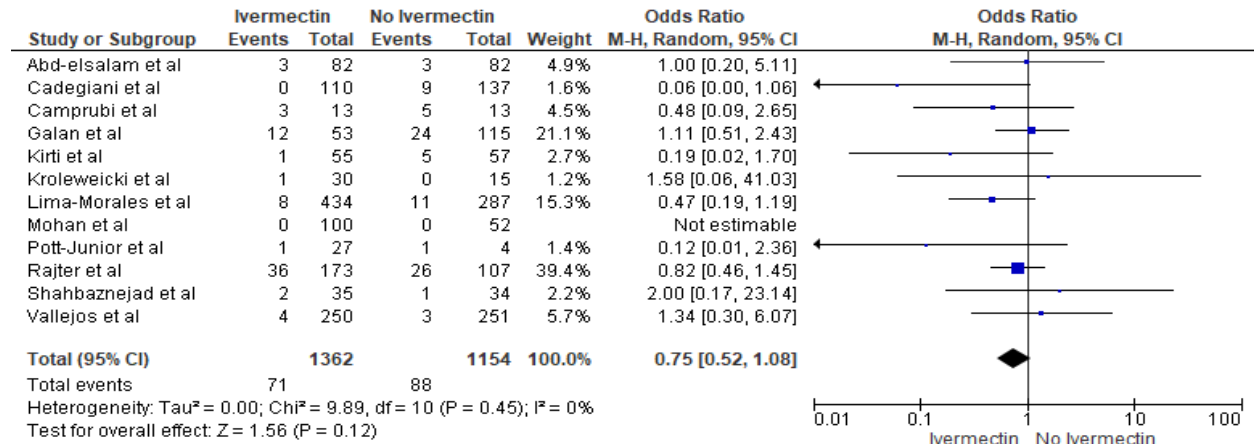
1073

1074 **Figure 5B Sensitivity Analysis excluding Galan et al : Need for ICU admission**



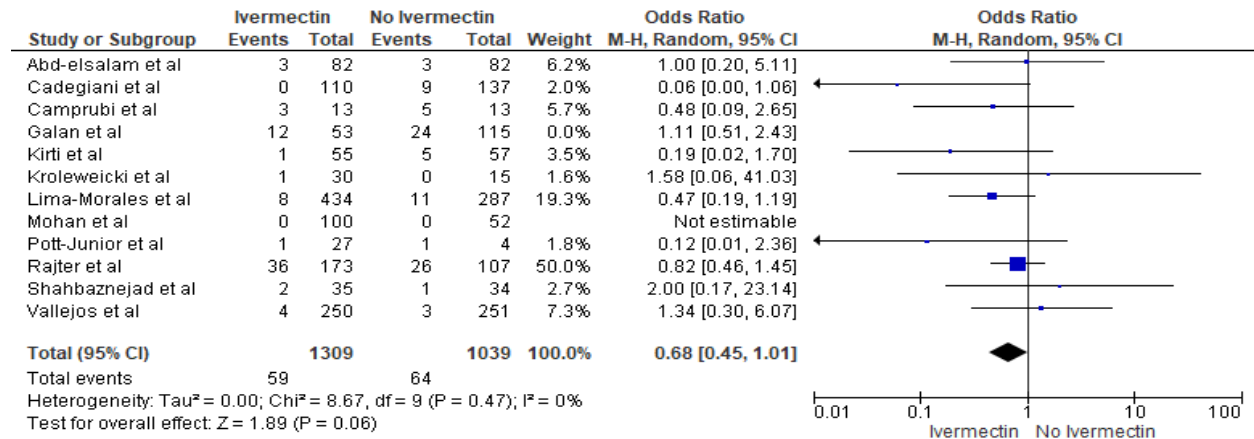
1075

1076 **Figure 5C Need for Mechanical ventilation**



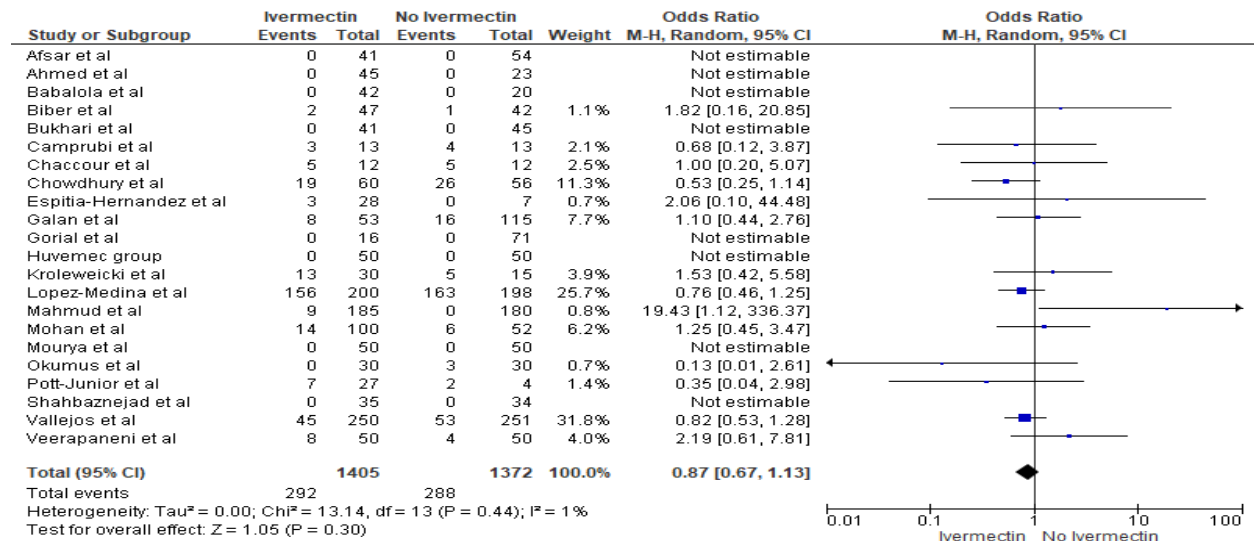
1077

1078 **Figure 5D Sensitivity Analysis excluding Galan et al : Need for Mechanical ventilation**



1079

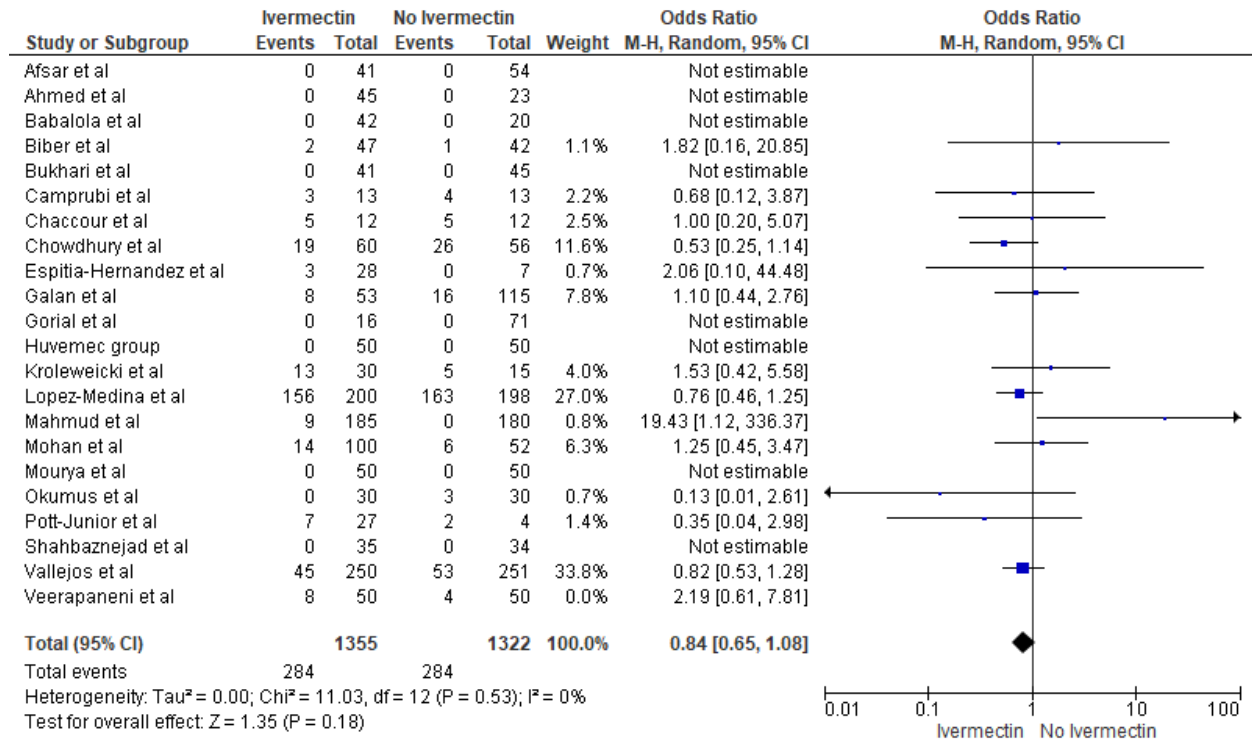
1080 **Figure 5E Adverse events**



1081

1082

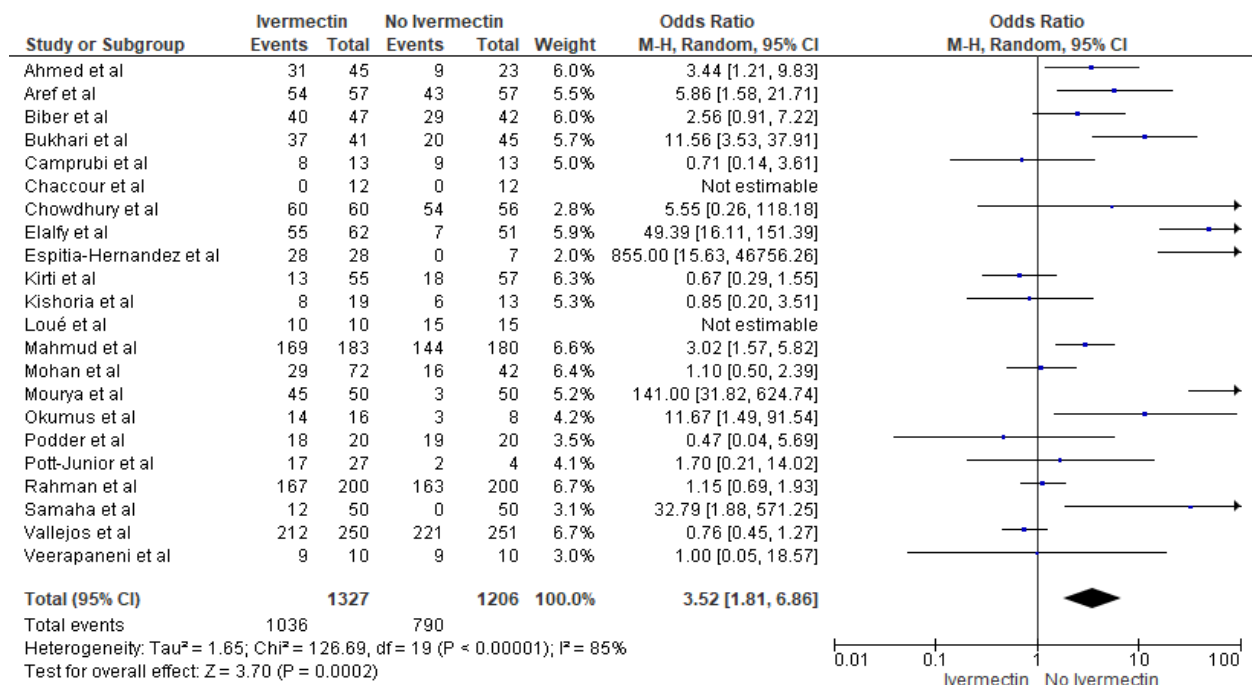
1083 **Figure 5F Sensitivity Analysis excluding Veerapaneni et al : Adverse events**



1084

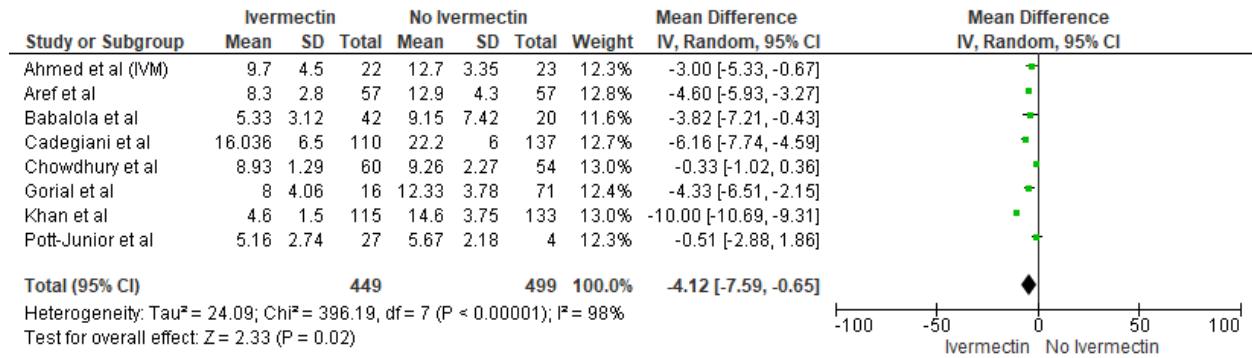
1085 **Figure 6: Meta-analysis for Ivermectin use and need for Viral Clearance, Time to achieve**  
 1086 **viral clearance, Need for hospitalization and Duration of hospital stay**

1087 **Figure 6A Viral Clearance**

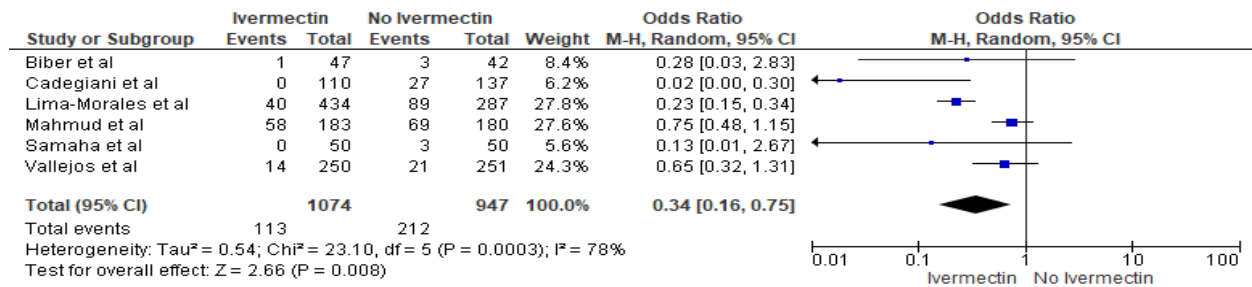


1088

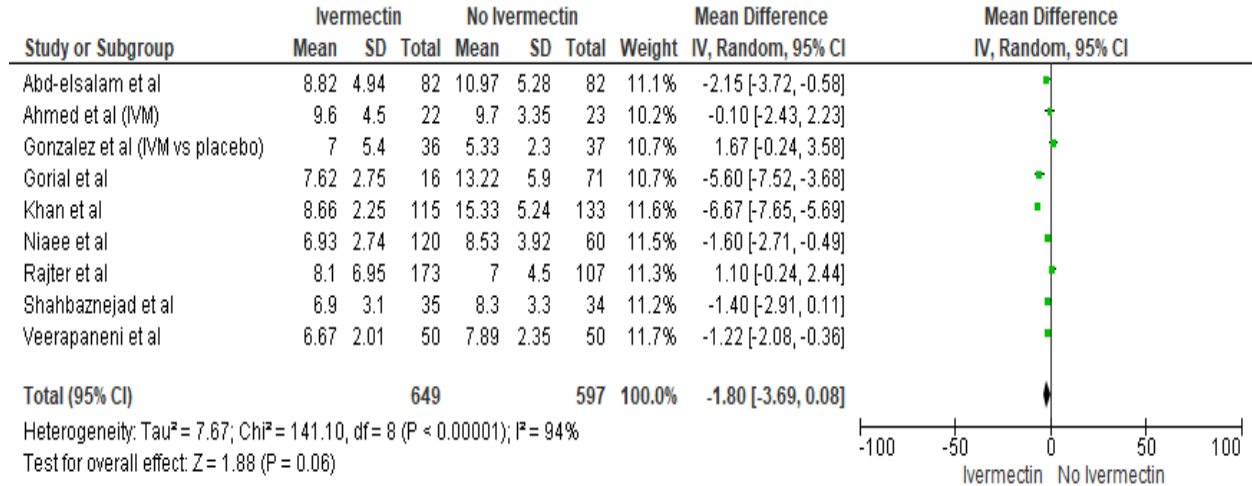
1089 **Figure 6B Time to achieve viral clearance**



1090  
1091 **Figure 6C Need for hospitalization**



1092  
1093 **Figure 6D Duration of hospital stay**



1094