

Supplemental materials to

Effectiveness of the Single-Dose Ad26.COV2.S COVID Vaccine

Supplement Contents

<u>Supplementary Methods</u>	
Supplementary Methods 1 (Suppl. S1)	Risk-set sampling of unvaccinated study individuals
Supplementary Methods 2 (Suppl. S2)	Codes used to identify cohort inclusion and exclusion variables
Supplementary Methods 3 (Suppl. S3)	Codes of pre-exposure covariates used for confounding adjustment via propensity score matching
Supplementary Methods 4 (Suppl. S4)	Vaccine under-reporting and correction
Supplementary Methods 5 (Suppl. S5)	Month-by-month effectiveness analyses
<u>Supplementary Figures</u>	
Figure S1	Study design diagram
Figure S2	Plot of Schoenfeld residuals for primary analysis in national cohort
Figure S3	Diagrams for methods used to calculate month-specific effectiveness estimates.
<u>Supplementary Tables (see attached excel document for supplementary tables)</u>	
Table S0	Study population counts and attrition
Table S1	Characteristics of Ad26.COV2.S vaccinated and matched unvaccinated individuals in national cohort, by age and immunocompromised subgroups.
Table S2	Characteristics of Ad26.COV2.S vaccinated and matched unvaccinated individuals in high-Delta-incidence States, overall and by age and immunocompromised subgroups.
Table S3	Incidence and vaccine effectiveness for COVID-19 and COVID-19-related hospitalizations - high-Delta-incidence States, overall and by age and immunocompromised subgroups.
Table S4	Incidence and vaccine effectiveness for COVID-19 and COVID-19-related hospitalizations - Regional subgroups.
Table S5	Correction of the VE regarding observed COVID-19 with varying assumptions about the level of under-recording in claims data.

Table S6	Correction of the VE regarding COVID-19-related hospitalizations with varying assumptions about the level of under-recording in claims data.
Table S7	Incidence and vaccine effectiveness for COVID-19 and COVID-19-related hospitalizations defined by laboratory NAAT test results only.
Table S8	Incidence and vaccine effectiveness for COVID-19 and COVID-19-related hospitalizations among cohort meeting data extraction criteria before cohort entry.
Table S9	Characteristics of Ad26.COV2.S vaccinated and risk-set sample matched unvaccinated individuals in national cohort prior to propensity score matching.

Supplementary Methods 1 (Suppl. S1): Risk-set sampling of unvaccinated study individuals

A two-step process was used to identify a referent group of non-vaccinated individuals available for follow-up on the same date and geography as all identified exposed individuals. This two-step process first included risk-set sampling via exact matching exposed (vaccinated) individuals with up to ten non-vaccinated (referent) individuals on: time (calendar date), age (within age categories of 18-24; 25-29; 30-34; 35-39; 40-44; 45-49; 50-54; 55-59; 60-64; 65-69; 70-74; 75-79; 80-84; 85+), sex, geography (based on 3-digit ZIP codes), and Gagne Combined Comorbidity Index based on 365 day baseline period (categories: 0-1, 2-3, 4-5, 6+).

From these risk-set sampled patients, PS matching as described in the manuscript was performed to obtain final matched cohorts.

Supplementary Methods 2 (Suppl. S2): Codes used to identify cohort inclusion and exclusion variables

Variable name	RWD Definition
Administration of the Janssen Ad26.COV2.S vaccine (inclusion)	Any medical claim, pharmacy claim, inpatient hospital encounter, or outpatient hospital encounter with one of the following CPT or NDC codes recorded: CPT codes: 91303, 0031A NDC codes: 59676-580-05, 59676-0580-05, 59676-0580-15, 59676-580-15 OR Any retail pharmacy claim for a COVID-19 vaccine with the following manufacturer name: “JANSSEN”, “JANSSEN (DIVISION OF JOHNSON AND JOHNSON)”, “JOHNSON AND JOHNSON”, “JSN” and CVX code is 212 Note: CVX codes are codes that indicate the product used in a vaccination and are maintained by the CDC’s National Center of Immunization and Respiratory Diseases.
Evidence of prior observed COVID-19 (exclusion)	Any medical claim, inpatient hospital encounter, or outpatient hospital encounter with one of the following ICD-10-CM codes: U07.1 Z20.822 Z86.16

	<p>J12.82 OR Record of any positive result from a COVID-19 diagnostic or antibody laboratory test.</p>
<p>Administration of any COVID-19 vaccine (exclusion)</p>	<p>Administration of the Janssen Ad26.COV2.S vaccine OR Administration of an mRNA vaccine (Pfizer or Moderna): { Any medical claim, pharmacy claim, inpatient hospital encounter, or outpatient hospital encounter with one of the following CPT or NDC codes recorded: CPT codes: 0001A, 0002A, 0012A, 0011A, 91300, 91301 NDC codes: 80777-0273-10, 59267-1000-01, 59267-1000-1, 80777-273-10, 59267-1000-2, 59267-1000-02, 59267-1000-03, 80777-0273-15, 80777-0273-98, 80777-273-15, 80777-273-99, 80777-0273-99 OR Any retail pharmacy claim for a COVID-19 vaccine with the following manufacturer name: “MOD”, “MODERNA”, “MODERNA US, INC”, “MODERNA US, INC.”, “PFIZER”, “PFIZER, INC”, “PFR” and CVX code is 207 or 208</p> <p>Note: CVX codes are codes that indicate the product used in a vaccination and are maintained by the CDC’s National Center of Immunization and Respiratory Diseases.</p>

Supplementary Methods 3 (Suppl. S3): Codes of pre-exposure covariates used for confounding adjustment via propensity score matching

Variable name	RWD Definition
Chronic obstructive pulmonary disease (COPD)	Any medical claim, inpatient hospital encounter, or outpatient hospital encounter with one of the following ICD-10-CM codes ¹ : I27.8, I27.9, J40, J41, J42, J43, J44, J45, J46, J47, J60, J61, J62, J63, J64, J65, J66, J67, J68.4, J70.1, J70.3
Pulmonary fibrosis	Any medical claim, inpatient hospital encounter, or outpatient hospital encounter with one of the following ICD-10-CM codes ² : J61, J62.0, J62.8, J63.0, J63.1, J63.2, J63.3, J63.4, J63.5, J63.6, J64, J65, J66.0, J66.1, J66.2, J66.8, J70.1, J84.01, J84.02, J84.03, J84.09, J84.10, J84.111, J84.112, J84.113, J84.114, J84.115, J84.116, J84.117, J84.170, J84.178, J84.2, J84.841, J84.842, J84.843, J84.848, J84.89, J84.9
HIV infection	Any medical claim, inpatient hospital encounter, or outpatient hospital encounter with one of the following ICD-10-CM codes ³ : B20, B97.35, R75, Z21
Immunocompromised status (as used for subgroups)	<p>Moderately to severely immunocompromised subgroups were defined as those with any diagnosis for active cancer, history of organ/stem cell transplant, primary immunodeficiency (e.g., DiGeorge syndrome, Wiskott-Aldrich syndrome), or HIV infection in the 365d baseline period, AND/OR</p> <p>Recent use (within 60 days of index) of immunosuppressive therapies including high-dose corticosteroids (i.e., ≥ 20mg prednisone or equivalent per day), transplant-related immunosuppressives, antimetabolites, alkylating agents, and other severely immunosuppressive cancer chemotherapeutics, tumor necrosis factor blockers, and other immunosuppressive biologics. Immunocompromised subgroup definitions based on CDC vaccine guidance for moderately to severely immunocompromised status.</p> <p>Operationalized in claims data as:</p> <p>Occurrence of Immunocompromised state from blood transplant during 365d baseline period OR</p> <p>Occurrence of Immunocompromised state from organ transplant during 365d baseline period OR</p> <p>Occurrence of HIV infection during 365d baseline period OR</p> <p>Any medical claim, inpatient hospital encounter, or outpatient hospital encounter with one of the following ICD-10-CM codes during 365d baseline period: B20, B97.35, D45, D46.22, D47.1, D47.4, D47.9, D47.Z1, D47.Z9, D61.82, D75.81, D82, D82.0, D82.1, D82.2, D82.3, D82.4, D82.8, D82.9, R75, Z21, Diagnosis for active malignancy among C00-C96 (excluding sub-codes for neoplasms, benign tumors) OR</p> <p>Any medical claim, inpatient hospital encounter, or outpatient hospital encounter with one of the following CPT/HCPCS procedure codes for organ transplantation and related during 365d baseline period: 32852, 32853, 32854, 3490F, 38243, 50365, 50370, A4653, A4671, A4673, A4690, A4700, A4707, A4709, A4712, A4714, A4722, A4725, A4726, A4730, A4737, A4740, A4750, A4755, A4765, A4860, A4890, A4910, A4912, A4913, A4918, E1500, E1510, E1520, E1530, E1540, E1550, E1590, E1592, E1600, E1625, E1634, E1635, S2053, S2054,</p>

S2060, S2152, 32851, 33935, 33945, 38240, 38242, 44135, 44136, 47135, 47136, 48554, 50360, A4672, A4674, A4680, A4705, A4706, A4708, A4719, A4720, A4721, A4723, A4724, A4728, A4735, A4736, A4760, A4766, A4802, A4820, A4850, A4870, A4880, A4900, A4901, A4905, A4911, A4914, E1560, E1570, E1575, E1580, E1594, E1610, E1615, E1620, E1630, E1632, E1636, S2065, S2142, S2150

OR

Any medical claim, inpatient hospital encounter, or outpatient hospital encounter with one of the following ICD-10-PCS procedure codes for organ transplantation and related during the 365d baseline period: 02YA0Z2, 07YM0Z2, 07YP0Z0, 07YP0Z1, 07YP0Z2, 0BYC0Z2, 0BYD0Z1, 0BYD0Z2, 0BYF0Z0, 0BYG0Z1, 0BYG0Z2, 0BYJ0Z0, 0BYJ0Z2, 0BYK0Z2, 0BYL0Z2, 0BYM0Z1, 0BYM0Z2, 0DY50Z0, 0DY50Z1, 0DY50Z2, 0DY60Z2, 0DY80Z0, 0DYE0Z1, 0FY00Z1, 0FY00Z2, 0FYG0Z1, 0FYG0Z2, 0TY00Z0, 0TY00Z2, 0TY10Z1, 0TY10Z2, 30230G1, 30230G2, 30230G4, 30230X3, 30230X4, 30230Y1, 30230Y3, 30233G1, 30233G4, 30233X1, 30233X4, 30233Y1, 30233Y4, 30240AZ, 30240G4, 30240X1, 30240X2, 30240X4, 30240Y1, 30240Y2, 30243AZ, 30243G2, 30243G3, 30243G4, 30243X1, 30243X4, 30243Y2, 30243Y4, 30250G1, 30253G1, 30253X1, 30260G1, 30260X1, 5A1D00Z, 5A1D80Z, 5A1D90Z, BT2900Z, BT290ZZ, BT29Y0Z, BT29YZZ, BT29ZZZ, BT39YZZ, BT39ZZZ, 02YA0Z0, 02YA0Z1, 07YM0Z0, 07YM0Z1, 0BYC0Z0, 0BYC0Z1, 0BYD0Z0, 0BYF0Z1, 0BYF0Z2, 0BYG0Z0, 0BYH0Z0, 0BYH0Z1, 0BYH0Z2, 0BYJ0Z1, 0BYK0Z0, 0BYK0Z1, 0BYL0Z0, 0BYL0Z1, 0BYM0Z0, 0DY60Z0, 0DY60Z1, 0DY80Z1, 0DY80Z2, 0DYE0Z0, 0DYE0Z2, 0FY00Z0, 0FYG0Z0, 0TY00Z1, 0TY10Z0, 30230AZ, 30230G3, 30230X1, 30230X2, 30230Y2, 30230Y4, 30233AZ, 30233G2, 30233G3, 30233X2, 30233X3, 30233Y2, 30233Y3, 30240G1, 30240G2, 30240G3, 30240X3, 30240Y0, 30240Y3, 30240Y4, 30243G1, 30243X2, 30243X3, 30243Y1, 30243Y3, 30250X1, 30250Y1, 30253Y1, 30260Y1, 30263G1, 30263X1, 30263Y1, 3E1M39Z, 5A1D70Z, BT2910Z, BT291ZZ, BT39Y0Z, BT49ZZZ

OR

Any medical claim, pharmacy claim, inpatient hospital encounter, or outpatient hospital encounter with one of the following NDC Generic Names recorded during the 365d baseline period:

azacitidine, bendamustine hcl, busulfan, capecitabine, carmustine, carmustine in polifeprosan 20, chlorambucil, clofarabine, cyclophosphamide, cytarabine, cytarabine liposome/pf, cytarabine/pf, dacarbazine, daunorubicin/cytarabine liposomal, decitabine, decitabine/cedazuridine, diroximel fumarate, floxuridine, fludarabine phosphate, fluorouracil, fluorouracil/adhesive bandage, gemcitabine hcl, gemcitabine hcl in 0.9 % sodium chloride, ifosfamide, ifosfamide/mesna, inebilizumab-cdon, lomustine, melphalan, melphalan hcl, melphalan hcl/betadex sulfobutyl ether sodium, mercaptopurine, nelarabine, ofatumumab, ozanimod hydrochloride, pemetrexed disodium, pralatrexate, satralizumab-mwge, streptozocin, temozolomide, teprotumumab-trbw, thiotepe, upadacitinib, baricitinib, canakinumab/pf, cyclosporine/chondroitin sulfate a sodium, efalizumab, emapalumab-lzsg, guselkumab, infliximab-abda, infliximab-axxq, muromonab-cd3, natalizumab, ocrelizumab, ravulizumab-cwvz, risankizumab-rzaa, sarilumab, siltuximab, tacrolimus/niacinamide, tildrakizumab-asmn, vedolizumab, anakinra, belatacept, certolizumab pegol, daclizumab, eculizumab, infliximab, infliximab-dyyb, riloncept, tacrolimus in vehicle base no.238, tacrolimus, micronized, tacrolimus/hyaluronate sodium/niacinamide, ustekinumab, abatacept/maltose, azathioprine sodium, pirfenidone, pomalidomide, secukinumab, teriflunomide, abatacept, alefacept, alemtuzumab, basiliximab, brodalumab, golimumab, mycophenolate mofetil hcl, temsirolimus, tofacitinib citrate, belimumab, siponimod, tacrolimus anhydrous, apremilast, thalidomide, fingolimod hcl, ixekizumab, tocilizumab, dimethyl fumarate, lenalidomide, cladribine, etanercept, adalimumab, methotrexate, mycophenolate sodium, methotrexate/pf, cyclosporine,

	<p>modified, everolimus, leflunomide, sirolimus, azathioprine, cyclosporine, mycophenolate mofetil, methotrexate sodium/pf, methotrexate sodium, tacrolimus</p> <p>OR</p> <p>Any medical claim, pharmacy claim, inpatient hospital encounter, or outpatient hospital encounter with one of the following CPT/HCPC procedure codes recorded during the 365d baseline period: 80158, 80197, C9006, C9020, C9026, C9106, C9110, C9211, C9212, C9230, C9236, C9239, C9249, C9261, C9421, C9455, J0129, J0135, J0202, J0480, J0490, J0638, J1300, J1602, J1628, J2323, J2793, J3245, J3357, J7504, J7507, J7508, J7513, J7515, J7517, J7520, J8530, J9092, J9094, J9095, J9250, J9260, J9310, J9312, J9330, K0120, K0121, K0412, Q2019, Q2044, Q4079, Q5109, S0087, S0162, S0193, S9359, 80169, 80180, 80195, C9126, C9219, C9264, C9286, C9419, C9420, C9436, C9438, J0215, J0485, J0717, J0718, J1438, J1745, J2350, J2860, J3262, J3358, J3380, J7500, J7501, J7502, J7503, J7505, J7511, J7518, J7525, J7527, J8561, J8610, J9010, J9065, J9070, J9080, J9090, J9091, J9093, J9096, J9097, J9311, K0119, K0122, K0123, Q5103, Q5104</p> <p>Reference and evidence for association: Immunocompromised subgroup definitions based on CDC vaccine guidance for moderately to severely immunocompromised status.</p>
Immunocompromised state from blood transplant	<p>Any medical claim, inpatient hospital encounter, or outpatient hospital encounter with one of the following ICD-10-CM procedure codes: 30230AZ, 30230G1-G4, 30230X1-X4, 30230Y1-Y4, 30233AZ, 30233G1-G4, 30233X1-S4, 30233Y1-Y4, 30240AZ, 30240G1-G4, 30240X1-X4, 30240Y1-Y4, 30243AZ, 30243G1-G4, 30243X1-X4, 30243Y1-Y4, 30250G1, 30250X1, 30250Y1, 30253G1, 30253X1, 30253Y1, 30260G1, 30260X1, 30260Y1, 30263G1, 30263X1, 30263Y1</p> <p>OR</p> <p>ICD-10 diagnosis codes, D84.81, D84.9, D81.1, T86.00, T86.09, Z48.290, Z94.81</p>
Immunocompromised state from organ transplant	<p>Any medical claim, inpatient hospital encounter, or outpatient hospital encounter with one of the following codes⁴:</p> <p>DRG procedure codes: kidney (302), heart (103), lung (495), liver (480)</p> <p>OR</p> <p>ICD-10 codes: D84.821, D84.9, Z48.21, Z48.22, Z48.23, Z48.24, Z48.280, Z48.288, Z94.0, Z94.1, Z94.2, Z94.3, Z94.4, Z94.82, Z94.83, T86.10, T86.19, T86.20, T86.298, T86.30, T86.39, T86.40, T86.49, T86.818, T86.819, T86.858, T86.859, T86.898, T86.899</p>
Liver disease	<p>Any medical claim, inpatient hospital encounter, or outpatient hospital encounter with one of the following ICD-10-CM codes¹: B15.9, B16.0, B16.1, B16.2, B16.9, B17.0, B17.10, B17.11, B17.2, B17.8, B17.9, B18, B19.0, B19.10, B19.11, B19.20, B19.21, B19.9, B66.1, B66.3, I85, I86.4, I98.2, K70, K71.0, K71.1, K71.10, K71.11, K71.2, K71.3, K71.4, K71.5, K71.50, K71.51, K71.6, K71.7, K71.8, K71.9, K72, K73, K74, K75.0, K75.1, K75.2, K75.3, K75.4, K75.81, K75.89, K75.9, K76.0, K76.1, K76.2, K76.3, K76.4, K76.5, K76.6, K76.7, K76.8, K76.81, K76.89, K76.9, K77, Q44.6, Z94.4</p>
Malignancies (excluding non-melanoma skin cancer)	<p>Any medical claim, inpatient hospital encounter, or outpatient hospital encounter with one of the following ICD-10-CM codes¹:</p> <p>C00, C01, C02, C03, C04, C05, C06, C07, C08, C09, C10, C11, C12, C13, C14, C15, C16, C17, C18, C19, C20, C21, C22, C23, C24, C25, C26, C30, C31, C32, C33, C34, C37, C38, C39, C40, C41, C43, C45, C46, C47, C48, C49, C50, C51, C52, C53, C54, C55, C56, C57,</p>

	C58, C60, C61, C62, C63, C64, C65, C66, C67, C68, C69, C70, C71, C72, C73, C74, C75, C76, C81, C82, C83, C84, C85, C88, C90, C91, C92, C93, C94, C95, C96, C97
Moderate-to-severe asthma	Any medical claim, inpatient hospital encounter, or outpatient hospital encounter with one of the following ICD-10-CM codes ⁵ : J45.40, J45.41, J45.42, J45.50, J45.51, J45.52
Cerebrovascular disease	Any medical claim, inpatient hospital encounter, or outpatient hospital encounter with one of the following ICD-10-CM codes ¹ : G45, G46, H34.0, I60, I61, I62, I63, I64, I65, I66, I67, I68, I69
Chronic kidney disease	Any medical claim, inpatient hospital encounter, or outpatient hospital encounter with one of the following ICD-10-CM codes ¹ : I12.0, I13.1, N03.2, N03.3, N03.4, N03.5, N03.6, N03.7, N05.2, N05.3, N05.4, N05.5, N05.6, N05.7, N18, N19, N25.0, Z49.0, Z49.1, Z49.2, Z94.0, Z99.2
Hypertension	Any medical claim, inpatient hospital encounter, or outpatient hospital encounter with one of the following ICD-10-CM codes ¹ : I10, I11, I12, I13, I15, I16, I27.0, I27.1, I27.20, I27.21, I27.22, I27.23, I27.24, I27.29, I67.4, I87.301, I87.302, I87.303, I87.309, I87.311, I87.312, I87.313, I87.319, I87.31, I87.321, I87.322, I87.323, I87.329, I87.331, I87.332, I87.333, I87.339, I87.391, I87.392, I87.393, I87.399, I97.3, K76.6, R03.0, G93.2
Serious heart conditions	Any medical claim, inpatient hospital encounter, or outpatient hospital encounter with one of the following ICD-10-CM codes ^{1,6} : 109.9, 111, 113, 113.2, I25.5, I42.0, I42.5-I42.9, I43, I50, P29.0, I20, I21, I22, I23, I24, I25, I05, I06, I07, I08, I20.0, I20.1, I20.8, I20.9, I23.7, I24.0, I24.1, I24.8, I24.9, I25.10, I25.110, I25.111, I25.118, I25.119, I25.2, I25.5, I26.01, I26.02, I26.09, I26.90, I26.92, I26.99, I27.0, I27.1, I27.2, I27.81, I27.82, 414.1, 414.11, 414.12, 414.19, 429.1, 429.2, 429.3, 429.5, 429.6, 429.71, 429.79, 429.81
Obesity	Any medical claim, inpatient hospital encounter, or outpatient hospital encounter with one of the following ICD-10-CM codes ^{1,7} : Z68.30, Z68.31, Z68.32, Z68.33, Z68.34, Z68.35, Z68.36, Z68.37, Z68.38, Z68.39, Z68.41, Z68.42, Z68.43, Z68.44, Z68.45, Z68.51, Z68.52, Z68.53, Z68.54, Z98.0, Z98.84, E66
Sickle Cell Disease	Any medical claim, inpatient hospital encounter, or outpatient hospital encounter with one of the following ICD-10-CM codes: D57
Thalassemia	Any medical claim, inpatient hospital encounter, or outpatient hospital encounter with one of the following ICD-10-CM codes: D56
Type 1 diabetes mellitus	Any medical claim, inpatient hospital encounter, or outpatient hospital encounter with one of the following ICD-10-CM codes ¹ : E10
Type 2 diabetes mellitus	Any medical claim, inpatient hospital encounter, or outpatient hospital encounter with one of the following ICD-10-CM codes ¹ : E11

Neurologic conditions	Any medical claim, inpatient hospital encounter, or outpatient hospital encounter with one of the following ICD-10-CM codes ^{3,8} : F01, F00, G00.0, G00.1, G00.2, G00.3, G00.8, G00.9, G01-G14, G20-G26, G30-G32, G31 (exclude G31.2), G35-37, G40, G43-G47, G50-G65, G70-G73, G80-G83, G89-99, G45.8, G45.9, I60-I63, I65-I69, F03, F04, R29, R41, S06, Z86.73, Z87.820, F02.80, F02.81, F05, F06.0, F06.8, F10.27, F19.97
Number of pharmacy claims	The count of events occurring in the “Pharmacy Claims” table over the baseline period
Number of medical claims	The count of events occurring in the “Medical Claims” table over the baseline period
Recent medical claims	True if any event begins in the “Medical Claims” table in the 60 days prior to index
Recent pharmacy claim	True if any event begins in the “Pharmacy Claims” table in the 60 days prior to index
Age	Age defined as continuous numeric variable for propensity score modeling.
Sex	Male/Female
Comorbidity score (exact)	Gagne Combined Comorbidity Index
Calendar month of index date	The calendar month in which the index date occurs may be one of the following: 2021-03, 2021-04, 2021-05, 2021-06, 2021-07
State	Classified based on U.S. state, D.C., or miscellaneous U.S. territory recorded on index date.

Supplementary Methods 4 (Suppl. S4): Vaccine under-recording and correction

To assess under-recording of vaccination, we compared CDC-reported vaccination numbers to the number of observed COVID-19 vaccinations within the national open claims data used for this study. The CDC reported nationwide 162 million fully vaccinated people out of 283.7 million people 12 years and older in the US (~57%) as of July 22, 2021. Within the HealthVerity dataset used for the current study (data through July 2021), we observed 54 million individuals with any COVID-19 vaccination out of 161 million people included in the dataset (~34%). The under-recording of COVID-19 vaccinations in the national claims data used for this study can thus be approximated by $34\%/57\% \approx 41\%$ under-recording, which equates to ~59% sensitivity of exposure assessment.

Such reduced sensitivity of exposure assessment leads to an underestimation of the true effectiveness, as our unvaccinated comparator population likely includes patients who were vaccinated at mass vaccination sites, pharmacies, and other organizations without submitting claims to insurance companies and thus our study data source.⁹ In order to be conservative, our primary analysis assumed an under-reporting of 40% (sensitivity of 60%) for all bias-corrected effect estimates.

Assuming a 40% estimated proportion of vaccination under-reporting in claims data, we used standard algebraic methods to correct relative risk estimates assuming 100% specificity of vaccination recording.¹⁰ Observed and corrected relative risks and 95% confidence intervals were calculated by specifying a 61-day fixed follow-up period that began 14 days post-index among vaccinated and 1:1 PS matched unvaccinated patients. From this fixed follow-up analysis, specific bias correction factors were derived for each outcome¹⁰ and all subgroups of interest, and then applied to hazard ratio and rate ratio-based effectiveness estimates from the primary analysis.

Table S5. Correction of the VE regarding observed COVID-19 outcomes with varying assumptions about the level of under-recording in claims data

Assumed under-recording of COVID-19 vaccination status in national claims data	0%	10%	20%	30%	40%*	50%	60%	70%
Sensitivity of COVID-19 vaccine exposure	100%	90%	80%	70%	60%	50%	40%	30%
Uncorrected (observed) HR (95% CI)	0.31 (0.29, 0.33)	0.31 (0.29, 0.33)	0.31 (0.29, 0.33)	0.31 (0.29, 0.33)	0.31 (0.29, 0.33)	0.31 (0.29, 0.33)	0.31 (0.29, 0.33)	0.31 (0.29, 0.33)
Uncorrected (observed) Effectiveness (95% CI)	69% (67%, 71%)	69% (67%, 71%)	69% (67%, 71%)	69% (67%, 71%)	69% (67%, 71%)	69% (67%, 71%)	69% (67%, 71%)	69% (67%, 71%)
Corrected HR (95% CI)	0.31 (0.29, 0.33)	0.29 (0.27, 0.31)	0.27 (0.25, 0.28)	0.24 (0.23, 0.26)	0.21 (0.20, 0.23)	0.19 (0.17, 0.20)	0.16 (0.15, 0.17)	0.12 (0.11, 0.13)
Corrected Effectiveness (95% CI)	69% (67%, 71%)	71% (69%, 73%)	73% (72%, 75%)	76% (74%, 77%)	79% (77%, 80%)	81% (80%, 83%)	84% (83%, 85%)	88% (87%, 89%)

* Primary Analysis

Table S6. Correction of the VE regarding COVID-19-related hospitalizations with varying assumptions about the level of under-recording in claims data

Assumed under-recording of COVID-19 vaccination status in national claims data	0%	10%	20%	30%	40%*	50%	60%	70%
Sensitivity of COVID-19 vaccine exposure	100%	90%	80%	70%	60%	50%	40%	30%
Uncorrected (observed) HR (95% CI)	0.31 (0.29, 0.33)	0.31 (0.29, 0.33)	0.31 (0.29, 0.33)	0.31 (0.29, 0.33)	0.31 (0.29, 0.33)	0.31 (0.29, 0.33)	0.31 (0.29, 0.33)	0.31 (0.29, 0.33)
Uncorrected (observed) Effectiveness (95% CI)	73% (69%, 76%)	73% (69%, 76%)	73% (69%, 76%)	73% (69%, 76%)	73% (69%, 76%)	73% (69%, 76%)	73% (69%, 76%)	73% (69%, 76%)
Corrected HR (95% CI)	0.27 (0.24, 0.31)	0.25 (0.22, 0.29)	0.23 (0.20, 0.26)	0.21 (0.19, 0.24)	0.19 (0.16, 0.21)	0.16 (0.14, 0.18)	0.13 (0.12, 0.15)	0.10 (0.09, 0.12)
Corrected Effectiveness (95% CI)	73% (69%, 76%)	75% (71%, 78%)	77% (74%, 80%)	79% (76%, 81%)	81% (79%, 84%)	84% (82%, 86%)	87% (85%, 88%)	90% (88%, 91%)

* Primary Analysis

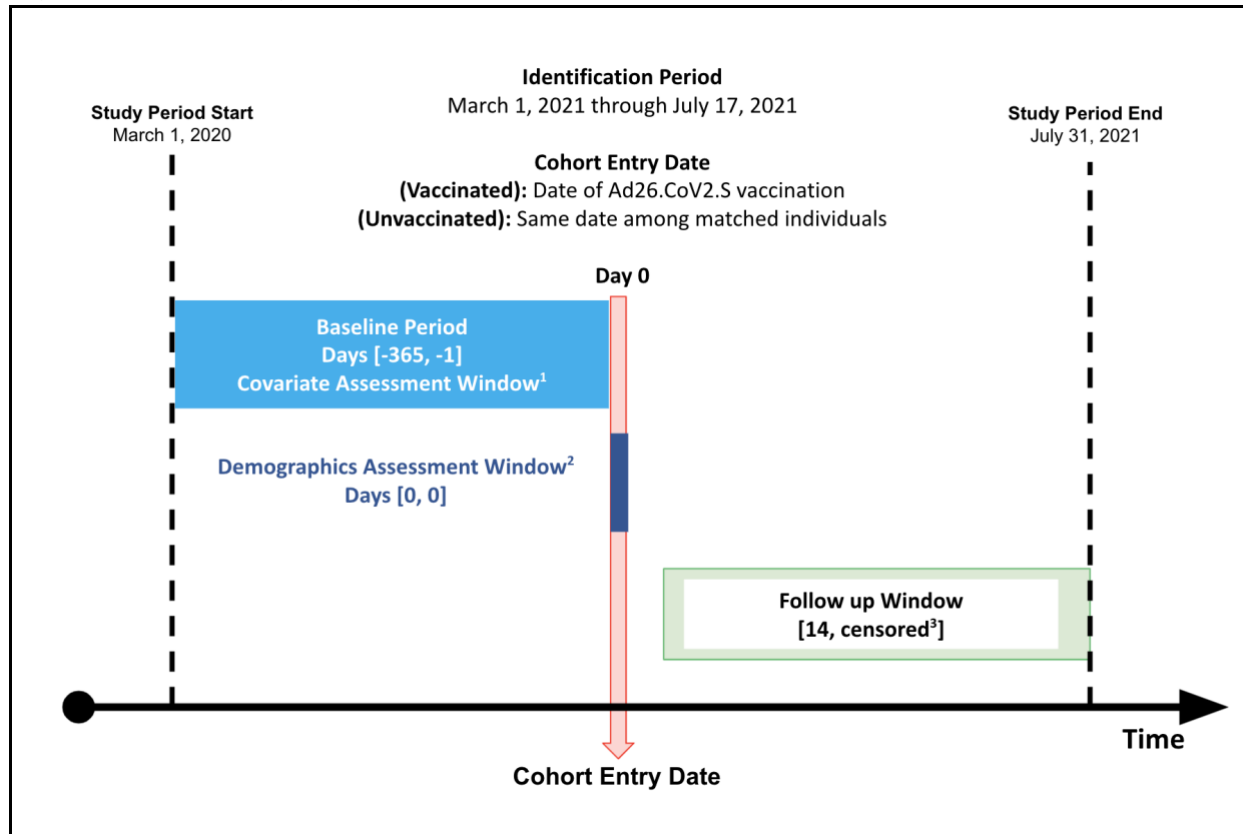
Supplementary Methods 5 (Suppl. S5): Month-by-month effectiveness analyses

To assess vaccine effectiveness over calendar time, we examined incident rate ratios separately for each calendar month within the overall national cohort and high-Delta-incidence States (**Fig 3**). **Table 2** also shows effectiveness estimates for the combined period June to July 2021 for high-Delta-incidence states, given the emergence of the Delta variant during this two-month period.

Only outcome events and eligible person-time occurring within each person's follow-up period for main effectiveness analyses (March 2021 to July 2021) were included in month-level incident rate ratio calculations. Persons could contribute eligible person-time for multiple months, and/or for partial months, but were excluded from monthly person-time totals if censored from analysis. **Figure S3** shows how month-by-month person-time denominators were derived for 2 hypothetical study participants.

Using this approach, monthly incident rates were calculated as the (number of outcome events beginning in each calendar month) / (the total number of person-years within each month for which persons were eligible for outcomes). Incident rate ratios were calculated for each month as the ratio of outcome rates in exposed vs unexposed patients, and effectiveness estimates were then corrected for vaccine under-recording in claims data using the methods described in **Suppl. S4**.

Figure S1. Study design diagram



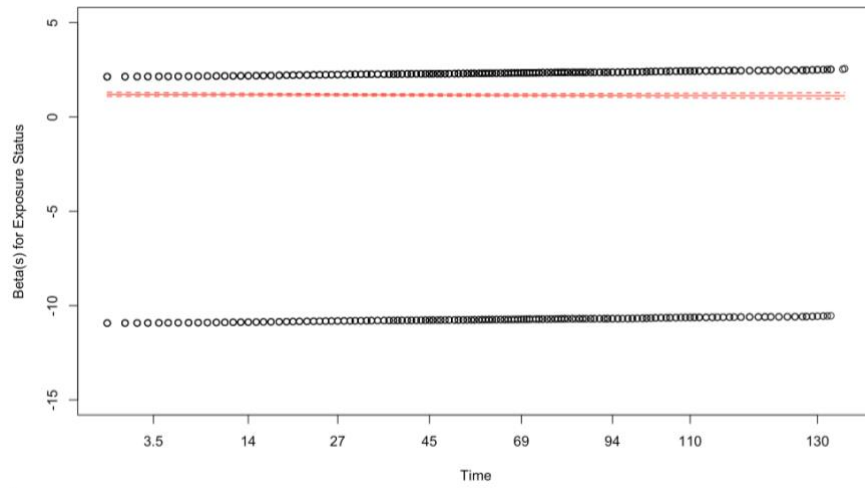
1 - Number of pharmacy/medical claims and comorbidities

2 - Age, sex and state

3 - Day 14 through observed endpoint or censoring

Figure S2. Plot of Schoenfeld residuals for primary analysis in national cohort

S2a) Plot of Schoenfeld residuals for any observed COVID-19



S2b) Plot of Schoenfeld residuals for COVID-19-related hospitalization

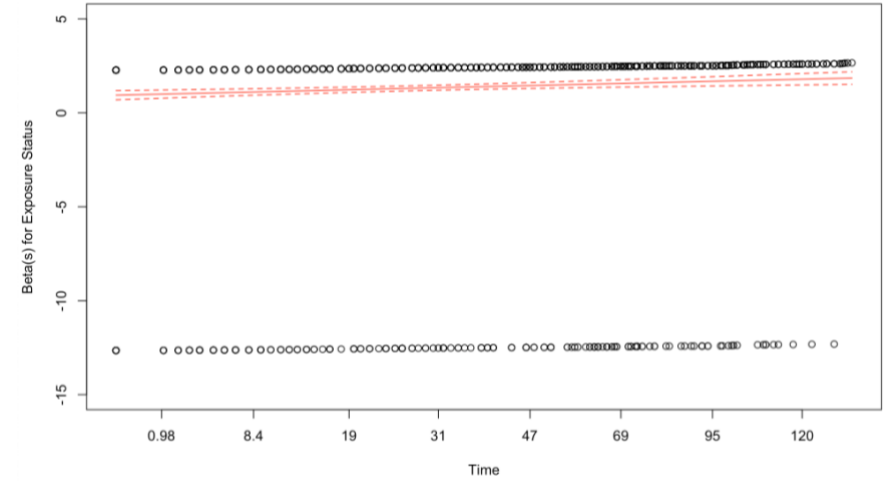
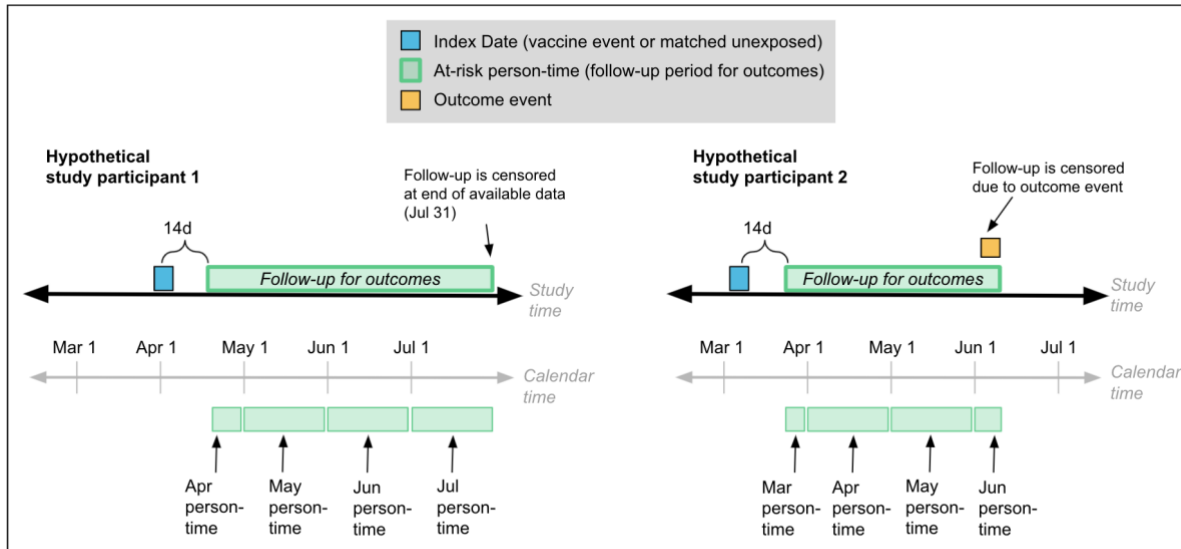


Figure S3. Diagrams for methods used to calculate month-specific effectiveness estimates



Hypothetical study participant 1 contributes to separate person-time denominators for part of April, May, June, and July. Person 1 has no outcome events during this eligible time window.

Hypothetical study participant 2 contributes to separate person-time denominators for part of March, April, May, and part of June, and an outcome event in June.

References in supplementary materials

1. Quan H, Sundararajan V, Halfon P, et al. Coding Algorithms for Defining Comorbidities in ICD-9-CM and ICD-10 Administrative Data: *Medical Care* 2005;43(11):1130–9.
2. Jones N, Schneider G, Kachroo S, Rotella P, Avetisyan R, Reynolds MW. A systematic review of validated methods for identifying pulmonary fibrosis and interstitial lung disease using administrative and claims data: DETECTION OF PULMONARY FIBROSIS IN CLAIMS. *Pharmacoepidemiol Drug Saf* 2012;21:256–60.
3. Fireman B, Toh S, Butler MG, et al. A protocol for active surveillance of acute myocardial infarction in association with the use of a new antidiabetic pharmaceutical agent: ACTIVE SURVEILLANCE OF ACUTE MYOCARDIAL INFARCTION. *Pharmacoepidemiol Drug Saf* 2012;21:282–90.
4. Beckman KD. Coding Common Respiratory Problems in ICD-10. *FPM* 2014;21(6):17–22.
5. Quinlan SC, Morton LM, Pfeiffer RM, et al. Increased Risk for Lymphoid and Myeloid Neoplasms in Elderly Solid-Organ Transplant Recipients. *Cancer Epidemiol Biomarkers Prev* 2010;19(5):1229–37.
6. Lindgren M, Robertson J, Adiels M, et al. Elevated resting heart rate in adolescent men and risk of heart failure and cardiomyopathy. *ESC Heart Failure* 2020;7(3):1178–85.
7. Caplan EO, Kamble PS, Harvey RA, et al. Positive predictive value between medical-chart body-mass-index category and obesity versus codes in a claims-data warehouse. *Current Medical Research and Opinion* 2018;34(1):117–21.
8. Fujiyoshi A, Jacobs DR, Alonso A, Luchsinger JA, Rapp SR, Duprez DA. Validity of Death Certificate and Hospital Discharge ICD Codes for Dementia Diagnosis: The Multi-Ethnic Study of Atherosclerosis. *Alzheimer Disease & Associated Disorders* 2017;31(2):168–72.
9. Rothman KJ, Lash TL, VanderWeele TJ, Haneuse S. *Modern epidemiology*. Fourth edition. Philadelphia: Wolters Kluwer; 2021.
10. Lash TL, Fox MP, Fink AK. *Applying Quantitative Bias Analysis to Epidemiologic Data*. 1st ed. New York: Springer; 2009.