
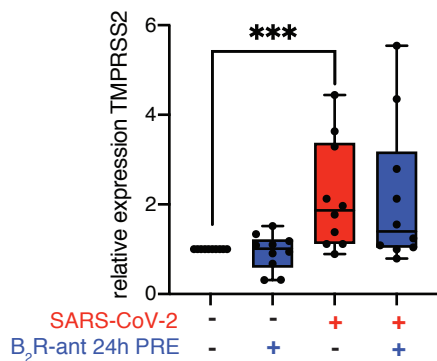


SUPPLEMENTAL FIGURE S1

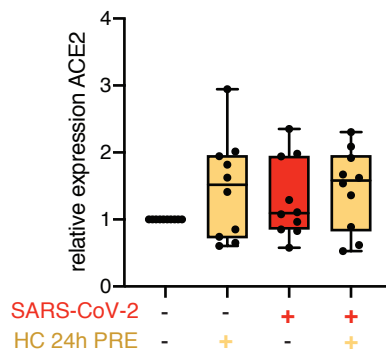


SUPPLEMENTAL FIGURE S2

A - TMPRSS2 mRNA level
treatment pre-infection



B - ACE2 mRNA level
HC treatment pre-infection



C - Membrane-bound receptors
DEGs SARS-CoV-2 + B₂R-ant vs SARS-CoV-2

