

1 **A booster dose is immunogenic and will be needed for older adults who**  
2 **have completed two doses vaccination with CoronaVac: a randomised,**  
3 **double-blind, placebo-controlled, phase 1/2 clinical trial**

4

5 Minjie Li MSc.<sup>1\*</sup>, Juan Yang Ph.D.<sup>2\*</sup>, Lin Wang MSc.<sup>3\*</sup>, Qianhui Wu MPH<sup>2</sup>, Zhiwei  
6 Wu MSc.<sup>1</sup>, Wen Zheng BSc<sup>2</sup>, Lei Wang MSc.<sup>4</sup>, Wanying Lu BSc<sup>2</sup>, Xiaowei Deng MSc<sup>2</sup>,  
7 Cheng Peng BSc<sup>2</sup>, Bihua Han MSc.<sup>1</sup>, Yuliang Zhao MSc.<sup>1†</sup>, Hongjie Yu M.D.  
8 Ph.D.<sup>2,5,6†</sup>, Weidong Yin MBA<sup>7†</sup>

9

## 10 **Affiliations**

- 11 1. Hebei Center for Disease Control and Prevention, Shijiazhuang, China
- 12 2. School of Public Health, Fudan University, Key Laboratory of Public Health  
13 Safety, Ministry of Education, Shanghai, China
- 14 3. R&D Department, Sinovac Life Sciences Co., Ltd., Beijing, China.
- 15 4. Department of Clinical Research, Sinovac Biotech Co., Ltd., Beijing, China
- 16 5. Shanghai Institute of Infectious Disease and Biosecurity, Fudan University,  
17 Shanghai, China
- 18 6. Department of Infectious Diseases, Huashan Hospital, Fudan University,  
19 Shanghai, China
- 20 7. General Manager's Office. Sinovac Biotech Co., Ltd., Beijing, China.

21

22 \* These authors contributed equally.

23 † These authors contribute equally to the correspondence and are listed as the  
24 corresponding authors.

25

26 **Corresponding to** Yuliang Zhao, Hebei Center for Disease Control and

27 Prevention, Shijiazhuang 050021, China, Email: [Yuliang\\_zh1@163.com](mailto:Yuliang_zh1@163.com); Hongjie

28 Yu, School of Public Health, Fudan University, Key Laboratory of Public Health

29 Safety, Ministry of Education, Shanghai 200032, China, Email: [yhj@fudan.edu.cn](mailto:yhj@fudan.edu.cn);

30 Weidong Yin, Sinovac Biotech Co., Ltd., Beijing 100085, China. Email:

31 [yinwd@sinovac.com](mailto:yinwd@sinovac.com).

32 Word (abstract) :350

33 Word (main text): 3394

34 **Abstract**

35 **Importance:** Whether herd immunity through mass vaccination is sufficient to  
36 curb SARS-CoV-2 transmission requires an understanding of the duration of  
37 vaccine-induced immunity, and the necessity and timing of booster doses.

38 **Objective:** To evaluate immune persistence of two priming doses of CoronaVac,  
39 and immunogenicity and safety of a third dose in healthy adults  $\geq 60$  years.

40 **Design, setting, and participants:** We conducted a vaccine booster study built  
41 on a single-center, randomized, double-blind phase 1/2 trial of the two-dose  
42 schedule of CoronaVac among healthy adults  $\geq 60$  years in Hebei, China. We  
43 examined neutralizing antibody titres six months or more after the second dose  
44 in all participants. We provided a third dose to 303 participants recruited in  
45 phase 2 trial to assess their immune responses.

46 **Interventions:** Two formulations (3  $\mu\text{g}$ , and 6  $\mu\text{g}$ ) were used in phase 1 trial, and  
47 an additional formulation of 1.5  $\mu\text{g}$  was used in phase 2 trial. All participants  
48 were given two doses 28 days apart and followed up 6 months after the second  
49 dose. Participants in phase 2 received a third dose 8 months after the second  
50 dose.

51 **Main outcomes and measures:** Geometric mean titres (GMT) of neutralizing  
52 antibodies to live SARS-CoV-2 and adverse events were assessed at multiple time  
53 points following vaccination.

54 **Results:** Neutralizing antibody titres dropped below the seropositive cutoff of 8  
55 at 6 months after the primary vaccination in all vaccine groups in the phase 1/2

56 trial. A third dose given 8 months or more after the second dose significantly  
57 increased neutralizing antibody levels. In the 3 µg group (the licensed  
58 formulation), GMT increased to 305 [95%CI 215.3-432.0] on day 7 following the  
59 third dose, an approximately 7-fold increase compared with the GMT 28 days  
60 after the second dose. All solicited adverse reactions reported within 28 days  
61 after a booster dose were of grade 1 or 2 severity.

62 **Conclusion and relevance:** Neutralizing antibody titres declined substantially  
63 six months after two doses of CoronaVac among older adults. A booster dose  
64 rapidly induces robust immune responses. This evidence could help  
65 policymakers determine the necessity and the timing of a booster dose for older  
66 adults.

67 **Trial registration:** ClinicalTrials.gov (NCT04383574).

## 68 **Introduction**

69 Twenty COVID-19 vaccines (including inactivated, protein subunit, adenovirus  
70 vectored, and mRNA vaccines) are authorized globally, and widespread  
71 vaccination programmes are being implemented in over 200 countries/regions<sup>1</sup>.  
72 As of August 2, 4.18 billion doses of COVID-19 vaccines have been administered,  
73 with the highest coverage levels in Iceland (75% of the population fully  
74 vaccinated), United Arab Emirates (>70%), Israel (>60%), the United Kingdom  
75 and Spain (>50%), and the USA (nearly 50%)<sup>2</sup>. However, even with vaccination  
76 efforts in full force, a theoretical threshold for halting the spread of SARS-CoV-2  
77 is uncertain and depends on factors such as how long vaccine-induced immunity  
78 lasts, and whether boosters are necessary<sup>3</sup>.

79  
80 As vaccination campaigns gain speed, these pressing questions on  
81 vaccine-induced immune persistence and necessity of boosters become a focus of  
82 attention<sup>4,5</sup>. For the Moderna mRNA-1273 vaccine, vaccine-induced neutralizing  
83 antibody declined slightly but remained detectable in all participants 180 days  
84 after the second dose<sup>6,7</sup>. For Pfizer BNT162b2 and AstraZeneca ChAdOx1  
85 nCoV-19 vaccines, antibody levels declined by 55% and 84% between 21–41  
86 days and 70 days or more after the second dose<sup>8</sup>.

87

88 We previously reported results of our phase 2 clinical trial of CoronaVac, an  
89 inactivated vaccine against COVID-19 developed and produced by Sinovac Life

90 Sciences, Beijing, China. That study showed that among 18–59-year-old subjects,  
91 neutralizing antibody titres declined to low levels 6 months after the second dose  
92 and a third dose was well tolerated and highly effective at recalling a  
93 SARS-CoV-2-specific immune response<sup>9</sup>. Here we report immune persistence of  
94 two priming doses of CoronaVac, and immunogenicity and safety of the third  
95 dose in healthy elderly adults aged 60 years or above, an age group at higher risk  
96 of severe illness and death from SARS-CoV-2 infection than young adults<sup>10,11</sup>.

97

## 98 **Methods**

### 99 ***Study design and participants***

100 Our study is a vaccine booster study built on a single-center, randomized,  
101 double-blind phase 1/2 trial of CoronaVac which was initiated in Hebei, China on  
102 May 22, 2020, among healthy elderly adults aged 60 years or above. The design  
103 and main outcomes of the phase 1/2 trial have been published previously<sup>12</sup>. In  
104 summary, in phase I study, a dose escalation with two formulations, 3 µg (per 0.5  
105 mL of aluminum hydroxide diluent) and 6 µg per dose, were assessed for the  
106 safety and tolerability. In phase 2, an additional formulation of 1.5 µg per dose  
107 was added together with two previous formulations, compared with placebo, to  
108 further assess the safety, tolerability, and immunogenicity. All participants in  
109 phase 1/2 trials were given two doses of CoronaVac 28 days apart.

110

111 Our vaccine booster study built on this phase 1/2 study comprised two parts. In

112 the first part, we assess the immune persistence by examining the antibody titres  
113 at the 6-month visit after the second dose among participants recruited in the  
114 clinical trial phase 1/2. In the second part, we provided a third dose to  
115 participants recruited in the clinical trial phase 2 who completed 6-month follow  
116 up after the second dose.

117

118 Written informed consent was obtained from each participant before the third  
119 dose in the second part of the study. The clinical trial protocol and informed  
120 consent form were approved by the Ethics Committee of Hebei CDC  
121 (IRB2020-006).

122

### 123 ***Randomization and masking***

124 In phase 1, 72 participants were recruited and randomly allocated (1:1:1) to  
125 either a 3 µg, 6 µg, or placebo (aluminum hydroxide solution) group. In phase 2,  
126 350 participants were randomly assigned (2:2:2:1) to either a 1.5 µg, 3 µg, 6 µg,  
127 or placebo group. Randomization codes for phases 1 and 2 were generated using  
128 block randomization and SAS software version 9.4; codes were assigned  
129 sequentially to participants. Study vaccine and placebo were identical in  
130 appearance. Details in the process of randomization and assignment were  
131 described previously<sup>12</sup>. All participants, investigators, and laboratory personnel  
132 were blind to study group assignment.

133

134 ***Procedures***

135 Vaccines (Vero-cell, inactivated CN02 strain of SARS-CoV-2, with an aluminum  
136 hydroxide adjuvant) of 1.5 µg, 3 µg, or 6 µg dosages or placebo were in prefilled  
137 syringes; appropriate vaccines or placebos were administered by intramuscular  
138 injection into deltoid muscles of subjects. Vaccination procedures for the first  
139 two doses have been described previously<sup>12</sup>. Additional exclusion criteria for the  
140 third dose are shown in Appendix 1.

141

142 Blood specimens were collected on day 0, 28, 56, and 208 post the first dose from  
143 participants in the study part 1 to evaluate 6-month immune persistence of the  
144 two-priming doses. Blood specimens were collected 7 or 14 days after the third  
145 dose among half of participants in the study part 2, and 28 days after a third dose  
146 among all participants in the study part 2. The objective of this timing was to  
147 evaluate rapidity of increase in neutralizing antibody titres after a third dose. The  
148 timing of each visit for assessment of immunogenicity and safety is shown in  
149 Appendix 2. Neutralizing antibody titres to live SARS-CoV-2 (virus strain  
150 SARS-CoV-2/human/CHN/CN1/2020, GenBank number MT407649.1) were  
151 quantified using a micro cytopathogenic effect assay, with laboratory assays  
152 previously described<sup>12</sup>.

153

154 The immunogenicity was assessed by the geometric mean titre (GMT) and  
155 seropositivity rate of neutralizing antibodies to live SARS-CoV-2 on day 180 after



156 two-dose primary vaccination, and on days 7, 14, and 28 after the third dose. The  
157 positive cutoff titre for neutralizing antibodies to live SARS-CoV-2 was set to 1/8  
158 in our study same as the value used in the previously published study<sup>12</sup>.

159

160 Safety of the third dose was assessed using the same method as for the first two  
161 doses<sup>12</sup>. For the first 7 days after the third dose, participants were required to  
162 record injection site adverse events (e.g., pain, swelling, or redness) and systemic  
163 adverse events (e.g., allergic reaction, cough, or fever) on diary cards. Between  
164 days 8 and 28, safety data were collected through spontaneous recording and  
165 reporting of adverse events by participants. Serious adverse events reported  
166 were collected until 6 months after the second dose for both phase 1 and 2 trials.  
167 Reported adverse events were graded according to China National Medical  
168 Products Administration guidelines<sup>13</sup>. Causal relations between adverse events  
169 and vaccination were assessed by the investigators.

170

### 171 **Outcomes**

172 Results of safety and immunogenicity until 28 days after the first two doses have  
173 been published<sup>12</sup>. The immunogenicity endpoint was the geometric mean titre  
174 (GMT) and seropositivity rate of neutralizing antibodies to live SARS-CoV-2 on  
175 day 180 after two-dose primary vaccination, and on days 7, 14, and 28 after the  
176 third dose. The positive cutoff titre for neutralizing antibodies to live SARS-CoV-2  
177 was 1/8.

178

179 The safety endpoints included any vaccine-related adverse event (adverse  
180 reaction) within 28 days after administration of the third dose of vaccine or  
181 placebo in phase 2 trial, and serious adverse events from immunization till 6  
182 months after two doses in both phase 1&2 trials.

183

#### 184 ***Statistical analysis***

185 We assessed immunogenicity endpoints in the per-protocol population  
186 (descriptions in Appendix 3), which included all participants who completed  
187 their assigned vaccinations, had antibody results available, and did not violate  
188 the trial protocol. In phase 1, we assessed immunogenicity 6 months after the  
189 second dose in an immune persistence set. In phase 2, the immunogenicity  
190 before administration of the third dose was assessed in a full analysis set, which  
191 included all participants who received the third dose. Immunogenicity of the  
192 third dose was assessed in the per-protocol population according to the protocol  
193 of each visit. We assessed serious safety events for 6 months after two doses in a  
194 safety population data set that included all participants who received at least one  
195 dose of vaccine or placebo. Safety assessment for the third dose was performed  
196 in a safety population data set of all subjects who received a third dose.

197

198 As stated in previous publication<sup>12</sup>, we did not determine the sample sizes on the  
199 basis of a statistical power calculation. Instead, we followed the requirements of

200 the China National Medical Products Administration and Chinese Technical  
201 Guidelines for Clinical Trials of Vaccines—that is, recruitment of at least 20–30  
202 participants in phase 1, and 300 participants in phase 2.

203

204 We used the Pearson  $\chi^2$  test or Fisher’s exact test for analyses of categorical  
205 outcomes. We calculated 95% CIs for categorical outcomes using the  
206 Clopper-Pearson method. We calculated GMTs and corresponding 95% CIs using  
207 standard normal distributions of log-transformations of antibody titres. We used  
208 ANOVA to compare log-transformed antibody titres. T-test comparisons between  
209 groups were performed when comparisons among all groups showed any  
210 significant difference. Hypothesis testing was two-sided, and we considered p  
211 values less than 0.05 to be significant. We used R version 4.0.2 for all analyses.

212

213 An independent data monitoring committee consisting of one independent  
214 statistician, one clinician, and one epidemiologist was established before  
215 commencement of the study. Safety data were assessed and reviewed by the  
216 committee as the study proceeded.

217

## 218 **Results**

### 219 ***Participants***

220 Between May 22, 2020 to April 22, 2021, 68 out of 72 participants being  
221 randomized finished the 6-month follow up and included in our part 1 immune

222 persistence analysis with 21 in the 3 µg group, 23 in the 6 µg group, and 24 in the  
223 placebo group. In the part 2 of our study, 303 out of 350 participants being  
224 randomized received the third dose at 8 months or more after the second dose,  
225 with 85 in the 1.5 µg group, 90 in the 3 µg, 81 in the 3 µg group, and 47 in the  
226 placebo group (Figure 1). The mean age of participants received a third dose was  
227 approximately 67 years and characteristics of participants were similar between  
228 groups as described in Table 1.

229

### 230 ***Immunogenicity persistence***

231 At baseline, with an exception of 1 of 100 (1.00%) participants in the 6 µg group  
232 in the clinical trial phase 2, no participants had detectable neutralizing  
233 antibodies. In the placebo group, 1 of 24 (4.17%) participants had detectable  
234 neutralizing antibodies in phase,1 and 1 of 47 (2.13%) participants had  
235 neutralizing antibodies above seropositive cutoff (titre: 12) in phase 2 at six  
236 months after the second dose; while 1 of 43 (2.33%) participants had detectable  
237 neutralizing antibodies in phase 2 on day 28 after the third dose (Table S1-S2).

238

239 Neutralizing antibody titres declined to below the seropositive cutoff 6 months  
240 after two priming doses, and insignificant differences in GMT were observed  
241 between vaccine groups in phase 2. GMTs were 3.1 [95% CI 2.7-3.6], 3.4 [95% CI  
242 2.9-4.1], and 4.1 [95% CI 3.3-5.1] separately in the 1.5 µg, 3 µg, and 6 µg vaccine  
243 groups, corresponding to seropositivity decreases from over 90% on day 28 after

244 the second dose to 11.76% [95%CI 5.79%-20.57%], 17.78% [95%CI  
245 10.52%-27.26%], and 21.52% [95%CI 13.06%-32.20%] (Figure 2, Table S1) at  
246 six months. Patterns were consistent in all phase vaccine 1 groups (Table S2).

247

### 248 ***Immunogenicity of the third dose***

249 A third dose given 8 months after the second dose significantly increased  
250 neutralizing antibody levels on day 7 post the third dose in all vaccine groups. In  
251 the 3 µg group (the licensed formulation), GMTs increased from 3.4 [95%CI  
252 2.9-4.1] six months after the second dose to 305.0 [95%CI 215.3-432.0] on day 7  
253 post the third dose ( $p < 0.001$ ). The GMTs continued to increase on day 14 and on  
254 28 after the third dose, but the differences between day 14/28 and day 7 after  
255 the third dose were not statically significant. The GMTs on day 7 after the third  
256 dose were approximately 7-fold greater than that on day 28 after the second dose  
257 (Figure 2, Table S1). All subjects in the 3 µg group were seropositive after their  
258 third doses. No differences in neutralization antibodies level between age groups  
259 (60-64 years, 65-69 years, 70 years and older) were observed in age-specific  
260 analyses (Figure S1).

261

262 Similar patterns of GMTs after third doses were observed for the 1.5 µg group  
263 and the 6 µg group. Compared to the 3 µg group on day 28 after the third dose,  
264 GMTs in the 6 µg group (437.7 [95%CI 353.8-541.6]) were consistent in direction,  
265 but significantly higher than that observed in the 1.5 µg group (184.6 [95%CI

266 142.8-238.5]]. On days 7, 14, and 28 after the third dose, the mean seropositivity  
267 rates in the 1.5 µg group ranged from 97.5%-100%, and were 100% in the 3µg  
268 and 6 µg groups (Figure 2, Table S1).

269

### 270 ***Reactogenicity and safety***

271 Severity grades of solicited local and systemic adverse reactions reported within  
272 28 days after the third dose were grade 1 or grade 2 in all vaccination groups in  
273 the study part 2. Incidences of adverse reactions after the third dose were 4.71%  
274 (4/85), 5.56% (5/90), 6.17% (5/81), and 4.26% (2/47) for the 1.5 µg, 3 µg, 6 µg,  
275 and placebo groups, respectively, with no significant difference between groups  
276 ( $p < 0.05$ ) (Table 3, Table S2). The most commonly reported reaction was  
277 injection-site pain (Table 3).

278

279 In addition of serious adverse events reported in the previous period<sup>12</sup>, a total of  
280 17 serious adverse events occurred in 15 participants until 6 months after the  
281 second dose in phase 1/2 trials, including two deaths (one death from  
282 cholangiocarcinoma occurred in the 1.5 µg group, one death from hypertensive  
283 heart disease occurred in the 6 µg group). From initiation of the third dose until  
284 28 days later in the phase 2 trial, 5 serious adverse events among 4 participants  
285 were reported. Non-fatal serious adverse events are detailed in Table S3-S4. None  
286 of the serious adverse events were considered by the investigators to be related  
287 to vaccination, and no prespecified trial-halting rules were met. Safety

288 monitoring will continue for 1 year after administration of the third vaccine dose  
289 in the phase 2 trial.

290

## 291 **Discussion**

292 To our knowledge, this is the first paper to report the duration of the immune  
293 response following two-dose CoronaVac schedules and the immunogenicity of a  
294 booster dose among adults 60 years or older. We found that neutralizing  
295 antibody titres dropped below a seropositive cutoff of 8 by 6 months after  
296 two-dose, 28-day interval CoronaVac scheduled vaccination. A third dose, given 8  
297 months after the second dose rapidly and markedly increased neutralizing  
298 antibody titres. In the study group that used the licensed dose amount (3 µg),  
299 GMTs increased to 305 on the seventh day after vaccination - approximately  
300 7-fold greater than on day 28 after the second dose. We believe that the rapid and  
301 strong response is evidence of induction of immune memory by the first two  
302 doses of CoronaVac. We found no safety concerns with a booster dose in these  
303 older adults, and the reactogenicity of the vaccine was indistinguishable from the  
304 reactogenicity of an aluminum hydroxide placebo.

305

306 We found that neutralizing antibodies titres dropped below the seropositive  
307 cutoff of 8 in over 70% of participants (nearly 90% in the 1.5 µg group) 6 months  
308 after primary vaccination. However, we were unable to determine the timing of a  
309 change from seropositive to seronegative since we collected no blood specimens

310 between 28 days and 6 months after the second dose. Knowledge of the kinetics  
311 of neutralizing antibodies after primary vaccination is useful for determining the  
312 optimal timing of a booster dose. Modeling waning of neutralizing antibodies  
313 titres, potentially with the use of pooled data from phase 1/2 trials in both older  
314 adults and younger adults,<sup>9</sup> could shed light on booster dose timing. However, the  
315 lack of an agreed-upon correlation of protection challenges definitive modelling.  
316

317 Given the current state of knowledge, it is not possible to know whether there is  
318 some degree of protection against COVID-19 after neutralizing antibodies decay  
319 to below the seropositive cutoff. In addition to adaptive immune response, innate  
320 immune response plays an important role in protection against COVID-19. It was  
321 shown that a second dose of the Pfizer-BioNTech vaccine, BNT162b2, stimulates  
322 a strikingly enhanced innate immune response<sup>14</sup>. Khoury and colleagues<sup>15</sup> found  
323 that the neutralization level required for protection from severe infection was  
324 significantly lower than that for detectable infection. In other words, protection  
325 from severe infection was predicted to persist longer than protection against  
326 mild infection.

327

328 After a booster dose, GMTs in the 3 µg group were identical to the 6 µg group but  
329 higher than the 1.5 µg group. The 3 µg formulation has been approved for  
330 emergency use in children 3-17 years of age, and for conditional use in  
331 individuals 18 years of age or older in China<sup>16</sup>; it is also the formulation that has



332 been included in the World Health Organization's (WHO) emergency use listing<sup>17</sup>.

333 Our study supported it as a booster dose to older adults.

334

335 During the first three months of mass vaccination in Chile, a two-dose schedule  
336 of 3 µg CoronaVac showed good effectiveness against COVID-19, i.e., having a  
337 vaccine effectiveness of 66.6% against symptomatic infection, 85.3% against  
338 hospitalization, 89.2% against ICU admission, and 86.5% against death among a  
339 population aged 60 years or older, with no significant differences in effectiveness  
340 between elderly and younger adults<sup>18</sup>.

341

342 In our micro cytopathogenic effect assay, we conducted back titrations to confirm  
343 that the amount of virus used in each batch of laboratory tests was within the  
344 range of 32-320 TCID<sub>50</sub>/50 µl. Each batch of laboratory tests was performed  
345 with specimens collected in phase 1/2 trials separately in adults aged 60 years or  
346 above and in adults younger than 60 years<sup>9</sup>. All tests were done by the National  
347 Institute for Food and Drug Control, the laboratory arm of China's vaccine  
348 regulatory authority<sup>12</sup>. The back titration titre was 55 for the elderly adult group,  
349 and 247 for the younger adult group, both in an acceptable range. However, the  
350 lower back titration titre indicates a lower amount of virus in the elderly adult  
351 group, which may lead to higher neutralizing antibody titres. Accordingly, the  
352 higher GMT from a booster dose of CoronaVac in the elderly adults than what we  
353 observed in adults younger than 60 years of age<sup>9</sup> does not necessarily provide

354 evidence of better immunogenicity of a booster dose in elderly adults than

355 younger adults; the difference should be interpreted with caution.

356

357 The global shortage of COVID-19 vaccine requires wise policy recommendations

358 on how best to use available doses to achieve the greatest public health benefit.

359 Last December, the Joint Committee on Vaccination and Immunisation (JCVI) in

360 the United Kingdom, based on characteristics of their licensed vaccines and

361 epidemic situation, recommended that as many people on the JCVI priority list as

362 possible should be offered a first vaccine dose as an initial priority, even though

363 vaccine efficacy is better after a second dose is administered<sup>19</sup>. In contrast, when

364 using CoronaVac, we suggest ensuring that older adults complete the current

365 two-dose schedule, as this would maximize the impact of the vaccine programme

366 in its primary aim of reducing mortality and hospitalizations and protecting

367 medical institutions. Timing of a booster dose should account for the local

368 epidemic situation, risk of infection, vaccine supply, and other relevant factors.

369

370 The incidence of adverse reactions after the third dose was consistently low

371 (around 5%) across all vaccine groups and the placebo group, indicating that a

372 third dose was well-tolerated. Although no major safety concern was identified

373 during our trial, adverse reactions are important to monitor in large-scale clinical

374 trials and during post-marketing periods.

375

376 Our study has limitations. First, we only reported immune response data for  
377 healthy older adults, and did not include individuals who have underlying  
378 medical conditions. The populations are more likely to have co-morbidities  
379 placing them at higher risk of severe clinical outcomes. Second, we had only three  
380 participants 80 years of age or older, making it not possible to determine  
381 immunogenicity results for this age group. Two doses of BNT162b2 induced  
382 smaller neutralizing responses in vaccinees over 80 years of age than younger  
383 groups,<sup>20,21</sup> but our study cannot provide evidence one way or the other. Third,  
384 high neutralizing titres are important for protection against novel circulating  
385 SARS-CoV-2 variants conferring immune escape<sup>22</sup>. We did not perform  
386 neutralization testing in vitro against variants to determine the neutralization  
387 ability of the vaccine to emerging variants of concern. Fourth, a long-term  
388 follow-up of our phase 2 trial will be needed to determine a satisfactory duration  
389 of immunity induced by the booster dose.

390

### 391 **Conclusion**

392 Our study found that a two-dose schedule using the licensed dose amount of  
393 CoronaVac effectively primes the immune system in adults aged 60 years or older.  
394 Although neutralizing antibody titres decreased to low levels 6 months after the  
395 second dose, we showed that a third dose given eight months after the second  
396 dose rapidly induces a potent immune response. Our results - coupled with  
397 additional evidence of vaccine efficacy/effectiveness, epidemic situation, risk of

398 infection, and vaccine supply - can help policymakers optimize the timing of a

399 booster dose of CoronaVac for the greatest public health impact.

400 **Declarations**

401 **Competing interests**

402 H.Y. has received research funding from Sanofi Pasteur, GlaxoSmithKline, Yichang  
403 HEC Changjiang Pharmaceutical Company, and Shanghai Roche Pharmaceutical  
404 Company. None of those research funding is related to development of COVID-19  
405 vaccines. L.W. and Y.W. were the employees of Sinovac Biotech Ltd., L.W. was an  
406 employee of Sinovac Life Sciences Co., Ltd. All other authors report no competing  
407 interests.

408

409 **Funding**

410 The study was supported by grants from National Key Research and  
411 Development Program (2020YFC0849600), Beijing Science and Technology  
412 Program (Z201100005420023), and National Science Fund for Distinguished  
413 Young Scholars (81525023).

414

415 **Acknowledgements**

416 We thanked Dr. Lance Rodewald from Chinese Center for Disease Control and  
417 Prevention for his kind comments on this paper.

418

419 **Figure Legends**

420 **Figure 1. Study Profile**

421 \*Participants received the third dose in phase 2 trial; blood samples were taken  
422 on day 7 or day 14 (1:1) after the third dose according to randomization code.  
423 Blood specimens were obtained on all subjects on day 28 after the third dose.

424

425 **Figure 2. Level of neutralizing antibodies to live SARS-CoV-2 in the phase 2**  
426 **trial.**

427 A: 1.5 µg group; B: 3 µg group; C: 6 µg group. Data are represented as reciprocal  
428 neutralizing antibody titres regarding the time after the first dose in the  
429 per-protocol population. Numbers above the bars show the Geometric Mean  
430 Titre (GMT), and the error bars indicate 95% CIs. Statistical differences were  
431 assessed by t-tests on log-transformed data. \* $p < 0.05$ , \*\* $p < 0.005$ , \*\*\* $p < 0.0005$ ,  
432 \*\*\*\* $p < 0.0001$ . †No significant differences in neutralization titres were observed  
433 on days 293, 297 and 312 in the same vaccine group.

434 **Table 1. Baseline demographic characteristics for individuals who received**  
 435 **the third dose in the phase 2 trial**

	1.5 µg group (n=85)	3 µg group (n=90)	6 µg group (n=81)	Placebo group (n=47)	<i>P</i> value
Age, years					0.735
Mean (SD)	66.3 (4.4)	66.4 (4.4)	66.3 (4.4)	67.1 (4.7)	
60-64	33 (39%)	35 (39%)	31 (38%)	16 (34%)	
65-69	32 (38%)	29 (32%)	33 (41%)	15 (32%)	
≥70*	20 (24%)	26 (29%)	17 (21%)	16 (34%)	
Sex					0.633
Male	41 (48%)	44 (49%)	37 (46%)	27 (57%)	
Female	44 (52%)	46 (51%)	44 (54%)	20 (43%)	
BMI, kg/m <sup>2</sup>					0.341
Mean (SD)	25.6 (3.3)	25.8 (3.6)	25.5 (3.2)	24.7 (3.4)	

436 \*The oldest participants were 80 years old, including one subject in the 6 µg group, and two  
 437 subjects in the placebo group.

438

439 **Table 2. Incidence of adverse reactions within 28 days after the third dose**  
 440 **in the phase 2 trial**

<b>Adverse Reactions (System organ class, preferred term)</b>	<b>1.5 µg group (N=85)</b>	<b>3 µg group (N=90)</b>	<b>6 µg group (N=81)</b>	<b>Placebo group (N=47)</b>	<b>Total (N=303)</b>	<b>p value*</b>
<b>Any adverse reaction</b>						
Grade 1	3(3.53)	3(3.33)	3(3.70)	2(4.26)	11(3.63)	1.0000
Grade 2	1(1.18)	2(2.22)	2(2.47)	1(2.13)	6(1.98)	0.9468
<b>Systemic diseases and injection site adverse reactions</b>						
Grade 1	1(1.18)	2(2.22)	2(2.47)	1(2.13)	6(1.98)	0.9468
Grade 2	0(0.00)	2(2.22)	0(0.00)	1(2.13)	3(0.99)	0.2402
<b>Injection site pain</b>						
Grade 1	1(1.18)	2(2.22)	2(2.47)	1(2.13)	6(1.98)	0.9468
<b>Fatigue</b>						
Grade 2	0(0.00)	1(1.11)	0(0.00)	1(2.13)	2(0.66)	0.5230
<b>Injection site erythema</b>						
Grade 2	0(0.00)	1(1.11)	0(0.00)	0(0.00)	1(0.33)	1.0000
<b>Respiratory, thoracic and mediastinal disorders</b>						
Grade 1	1(1.18)	0(0.00)	1(1.23)	1(2.13)	3(0.99)	0.5672
Grade 2	0(0.00)	0(0.00)	1(1.23)	0(0.00)	1(0.33)	0.4224
<b>Cough</b>						
Grade 1	1(1.18)	0(0.00)	0(0.00)	1(2.13)	2(0.66)	0.3430
Grade 2	0(0.00)	0(0.00)	1(1.23)	0(0.00)	1(0.33)	0.4224
<b>Rhinorrhea</b>						
Grade 1	0(0.00)	0(0.00)	1(1.23)	0(0.00)	1(0.33)	0.4224
<b>Nervous system disorders</b>						
Grade 1	1(1.18)	1(1.11)	1(1.23)	0(0.00)	3(0.99)	1.0000
<b>Dizziness</b>						
Grade 1	1(1.18)	1(1.11)	0(0.00)	0(0.00)	2(0.66)	1.0000
<b>Headache</b>						
Grade 1	0(0.00)	0(0.00)	1(1.23)	0(0.00)	1(0.33)	0.4224
<b>Gastrointestinal disorders</b>						
Grade 1	1(1.18)	1(1.11)	0(0.00)	0(0.00)	2(0.66)	1.0000
<b>Nausea</b>						
Grade 1	1(1.18)	1(1.11)	0(0.00)	0(0.00)	2(0.66)	1.0000
<b>Musculoskeletal and connective tissue disorders</b>						
Grade 2	1(1.18)	0(0.00)	0(0.00)	0(0.00)	1(0.33)	0.7030
<b>Muscle pain</b>						



Grade 2	1(1.18)	0(0.00)	0(0.00)	0(0.00)	1(0.33)	0.7030
Skin and subcutaneous tissue disorders						
Grade 2	0(0.00)	0(0.00)	1(1.23)	0(0.00)	1(0.33)	0.4224
Rash						
Grade 2	0(0.00)	0(0.00)	1(1.23)	0(0.00)	1(0.33)	0.4224

441 Data are n (%), representing the total number of participants who had adverse reactions (i.e.,  
442 adverse events related to vaccination). \*For differences across all groups.  
443

444 **References**

- 445 1. COVID-19 Vaccine Market Dashboard.
- 446 <https://www.unicef.org/supply/covid-19-vaccine-market-dashboard> Accessed 21 July 2021.
- 447 2. Our world in Data. <https://ourworldindata.org/covid-vaccinations> Accessed 26 July 2021.
- 448 3. Ashwanden C. Five reasons why COVID herd immunity is probably impossible. *Nature*
- 449 2021; **591**(7851): 520-2.
- 450 4. ACIP meeting. Overview of data to inform recommendations for booster doses of
- 451 COVID-19 vaccines.
- 452 [https://www.cdc.gov/vaccines/acip/meetings/downloads/slides-2021-06/06-COVID-Oliver-508.](https://www.cdc.gov/vaccines/acip/meetings/downloads/slides-2021-06/06-COVID-Oliver-508.pdf)
- 453 [pdf](https://www.cdc.gov/vaccines/acip/meetings/downloads/slides-2021-06/06-COVID-Oliver-508.pdf) Accessed on July 23 2021.
- 454 5. Center for Infectious Disease Research and Policy. Pfizer, FDA meet to discuss
- 455 COVID-19 booster.
- 456 [https://www.cidrap.umn.edu/news-perspective/2021/07/pfizer-fda-meet-discuss-covid-19-booster.](https://www.cidrap.umn.edu/news-perspective/2021/07/pfizer-fda-meet-discuss-covid-19-booster)
- 457 [ster](https://www.cidrap.umn.edu/news-perspective/2021/07/pfizer-fda-meet-discuss-covid-19-booster). Accessed on July 24 2021.
- 458 6. Doria-Rose N, Suthar MS, Makowski M, et al. Antibody Persistence through 6 Months
- 459 after the Second Dose of mRNA-1273 Vaccine for Covid-19. *New England Journal of Medicine*
- 460 2021.
- 461 7. Widge AT, Roupheal NG, Jackson LA, et al. Durability of responses after SARS-CoV-2
- 462 mRNA-1273 vaccination. *New England Journal of Medicine* 2021; **384**(1).
- 463 8. Shrotri M, Navaratnam AMD, Nguyen V, et al. Spike-antibody waning after second dose
- 464 of BNT162b2 or ChAdOx1. *Lancet (London, England)* 2021.
- 465 9. Pan H, Wu Q, Zeng G, et al. Immunogenicity and safety of a third dose, and immune

- 466 persistence of CoronaVac vaccine in healthy adults aged 18-59 years: interim results from a  
467 double-blind, randomized, placebo-controlled phase 2 clinical trial. *medRxiv* 2021:  
468 2021.07.23.21261026.
- 469 10. Deng X, Yang J, Wang W, et al. Case Fatality Risk of the First Pandemic Wave of  
470 Coronavirus Disease 2019 (COVID-19) in China. *Clin Infect Dis* 2021; **73**(1): e79-e85.
- 471 11. Yang J, Chen X, Deng X, et al. Disease burden and clinical severity of the first pandemic  
472 wave of COVID-19 in Wuhan, China. *Nature communications* 2020; **11**(1): 5411.
- 473 12. Wu Z, Hu Y, Xu M, et al. Safety, tolerability, and immunogenicity of an inactivated  
474 SARS-CoV-2 vaccine (CoronaVac) in healthy adults aged 60 years and older: a randomised,  
475 double-blind, placebo-controlled, phase 1/2 clinical trial. *The Lancet Infectious Diseases* 2021.
- 476 13. China National Medical Products Administration. Guidelines for grading standards of  
477 adverse events in clinical trials of preventive vaccines. 2019.  
478 <https://www.nmpa.gov.cn/xxgk/ggtg/qtggtg/20191231111901460.html> (accessed 20 July  
479 2021).
- 480 14. Arunachalam PS, Scott MKD, Hagan T, et al. Systems vaccinology of the BNT162b2  
481 mRNA vaccine in humans. *Nature* 2021.
- 482 15. Khoury DS, Cromer D, Reynaldi A, et al. Neutralizing antibody levels are highly predictive  
483 of immune protection from symptomatic SARS-CoV-2 infection. *Nat Med* 2021; **27**(7):  
484 1205-11.
- 485 16. China Food and Drug Administration. Conditional use approval for CoronaVac.  
486 <https://www.nmpagov.cn/yaopin/ypjgdt/20210206154636109.html>. Accessed July 24 2021.
- 487 17. Kreamsner P, Mann P, Bosch J, et al. Phase 1 Assessment of the Safety and

488 Immunogenicity of an mRNA- Lipid Nanoparticle Vaccine Candidate Against SARS-CoV-2 in

489 Human Volunteers. *medRxiv*2020: 2020.11.09.20228551.

490 18. Jara A, Undurraga EA, González C, et al. Effectiveness of an Inactivated SARS-CoV-2

491 Vaccine in Chile. *New England Journal of Medicine* 2021.

492 19. UK Department of Health and Social Care. Statement from the UK Chief Medical Officers

493 on the prioritisation of first doses of COVID-19 vaccines.

494 <https://www.gov.uk/government/news/statement-from-the-uk-chief-medical-officers-on-the-pri>

495 [oritisation-of-first-doses-of-covid-19-vaccines](https://www.gov.uk/government/news/statement-from-the-uk-chief-medical-officers-on-the-prioritisation-of-first-doses-of-covid-19-vaccines) Accessed July 24 2021.

496 20. Collier DA, Ferreira I, Kotagiri P, et al. Age-related immune response heterogeneity to

497 SARS-CoV-2 vaccine BNT162b2. *Nature* 2021.

498 21. Müller L, Andrée M, Moskorz W, et al. Age-dependent immune response to the

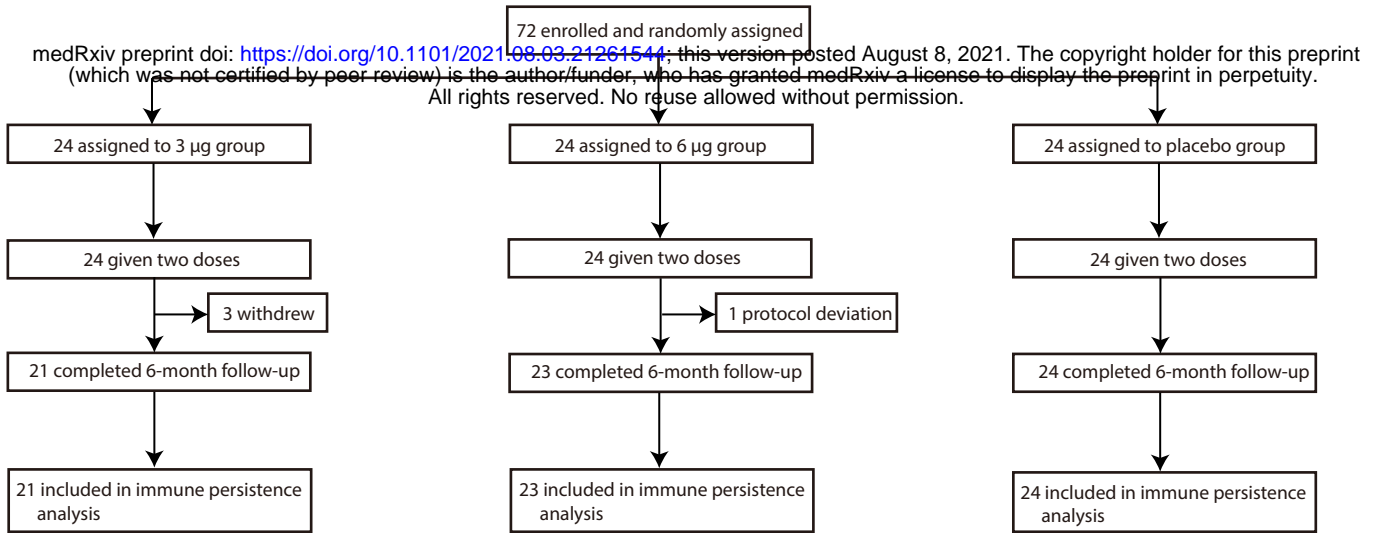
499 Biontech/Pfizer BNT162b2 COVID-19 vaccination. *Clin Infect Dis* 2021.

500 22. Wu K, Choi A, Koch M, et al. Preliminary Analysis of Safety and Immunogenicity of a

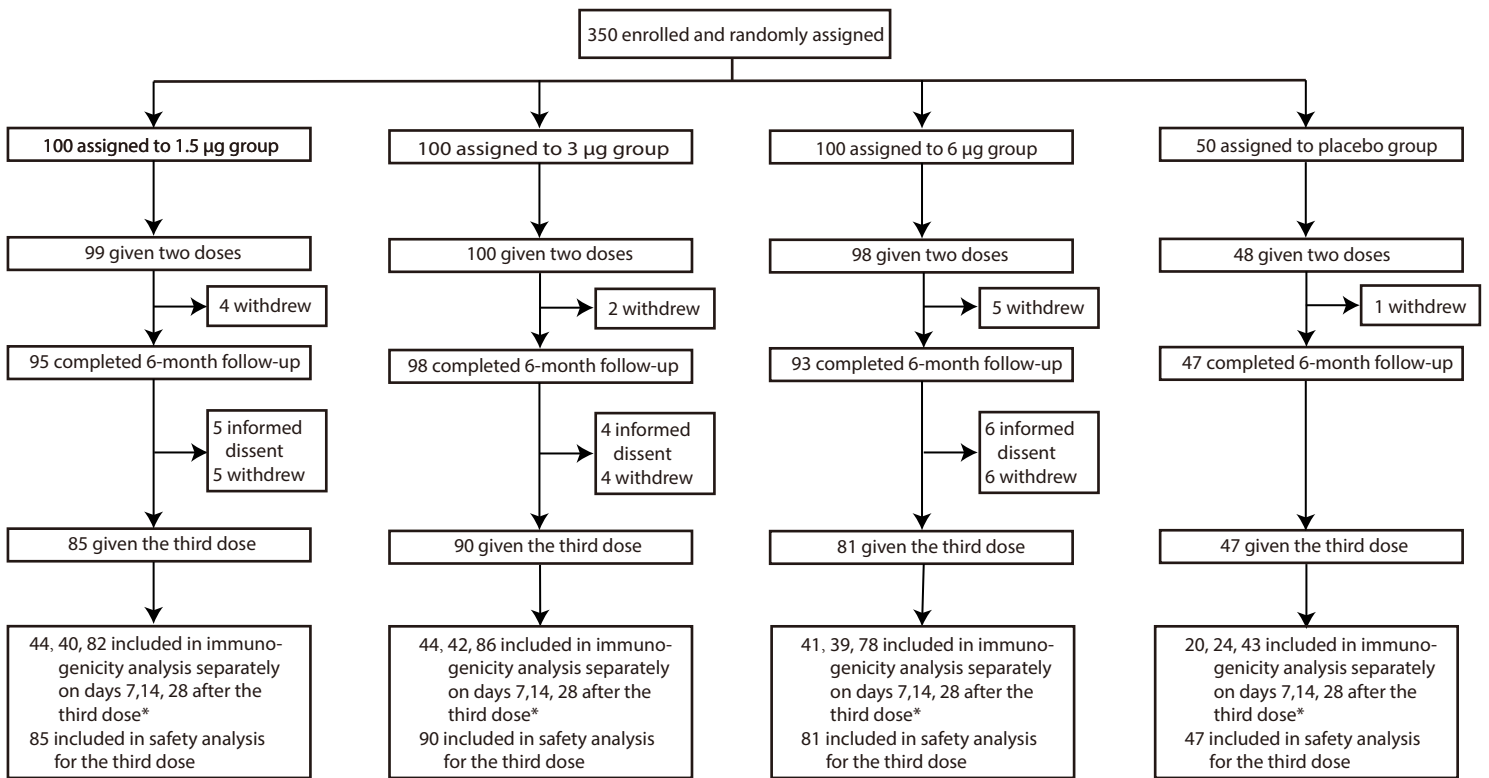
501 SARS-CoV-2 Variant Vaccine Booster. *medRxiv*; 2021.

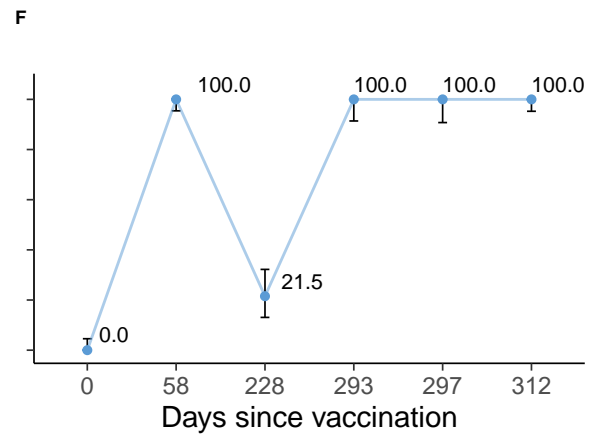
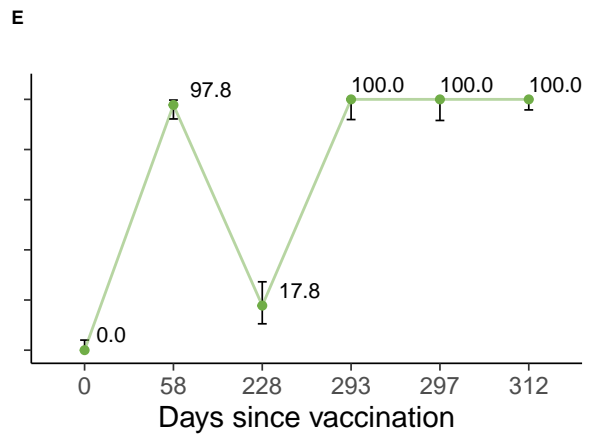
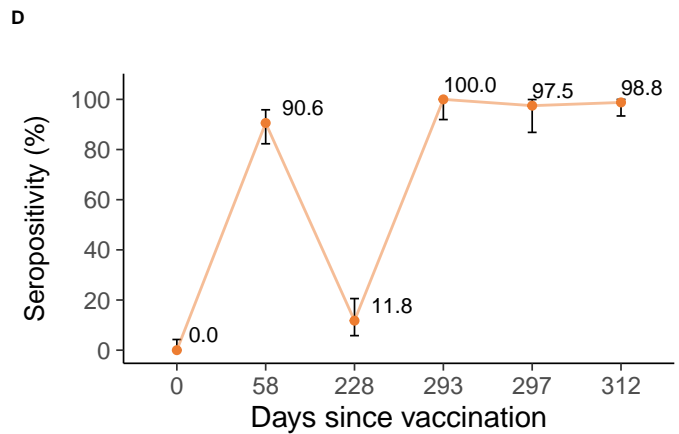
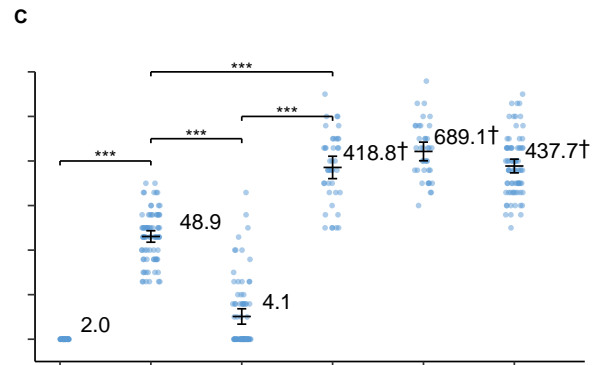
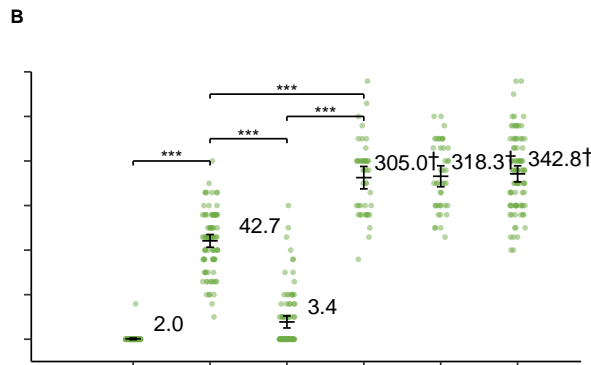
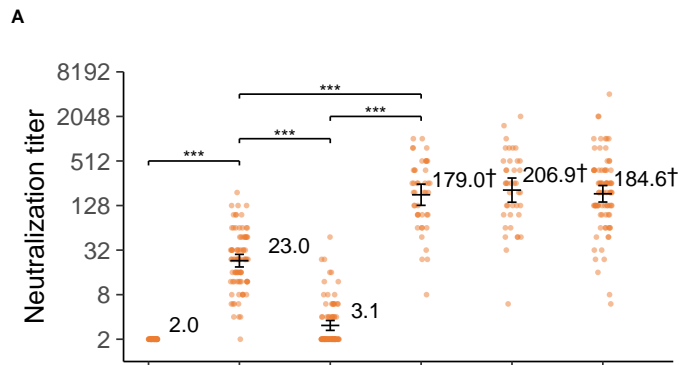
502

## A. Phase 1



## B. Phase 2





● 1.5 µg    ● 3 µg    ● 6 µg