

Supplementary files

Table S1. Modifications from the ROBUST study protocol

Original plan	Revised plan	Reason for modification
<p>We will seek a sample of SRs with meta-analysis meeting the following criteria:</p> <ul style="list-style-type: none">• includes studies of people of any ages (i.e. infants, children, adolescents, adults or elderly people) and backgrounds in the generally healthy population, including pregnant and breastfeeding women and people with common diet-related risk factors such as being overweight or having high blood pressure	<p>We will seek a sample of SRs with meta-analysis meeting the following criteria:</p> <ul style="list-style-type: none">• includes studies that enrolled (a) people of any age or background who were generally healthy, (b) a mixture of generally healthy people and people with diet-related risk factors (e.g. overweight, high blood pressure) or a particular health condition (e.g. type II diabetes or cardiovascular disease), or (c) people with non-specified health status;	<p>During screening of full text articles, we discovered that many otherwise eligible SRs did not state the health status of participants in included studies, or included a mix of participants who were healthy or those who had a particular clinical condition. After screening 1,500 abstracts and retrieving 149 full text articles, 44 SRs were considered to meet the eligibility criteria; however, on closer inspection, only 7 SRs included studies restricted to “healthy people”, 12 SRs included a mixture of studies of healthy people and people with a health condition (e.g. type II diabetes), and in 25 SRs the health status of participants was not clear (e.g. the authors said they included studies of “adults” and the characteristics of included studies presented provided no information on health status or risk factors). We have no reason to believe that SRs meeting the original inclusion criteria would be systematically different from SRs meeting the revised criteria. Therefore, rather than continue screening abstracts meeting the more stringent, original criteria, we decided to include SRs meeting the less stringent, revised criteria.</p>

Original plan	Revised plan	Reason for modification
<p>We will include meta-analyses of binary outcomes and meta-analyses of continuous outcomes.</p>	<p>We will include meta-analyses of non-continuous outcomes (e.g. binary, count, time-to-event) and meta-analyses of continuous outcomes.</p>	<p>During screening of articles we decided to expand eligibility from meta-analyses of “binary” to meta-analyses of “non-continuous” outcomes given the types of multiplicity affecting these meta-analyses are similar.</p>
<p>No plan for dealing with the scenario whereby screening of full text articles results in more than 25 SRs of one type (with binary or continuous outcomes).</p>	<p>If, during the screening process the total number of eligible SRs identified exceeded the target of 25 SRs with a meta-analysis of a non-continuous outcome and 25 SRs with a meta-analysis of a continuous outcome, we will randomly sample 25 SRs of each type.</p>	<p>By the time we had identified 25 eligible systematic reviews with meta-analysis of a continuous outcome, we had identified 74 eligible SRs with meta-analysis of a non-continuous outcome. Rather than include all SRs with meta-analysis of a non-continuous outcome in the study, we decided to randomly select 25 SRs.</p>
<p>Following piloting, two investigators will independently collect data from all remaining index meta-analyses and included studies.</p>	<p>Following piloting, two investigators will independently collect data on half of the remaining index meta-analyses and their included studies, while one investigator will collect data on the other half of the remaining index meta-analyses and their included studies. We will randomly select the SRs which will have their data collected by two investigators.</p>	<p>We decided to reduce the workload for investigators responsible for collecting data.</p>
<p>We will select a random sample of 50 SRs. From each SR, one investigator will select one meta-analysis of a binary or continuous outcome for assessment, stratifying the selection so that the final sample includes 25 binary and 25 continuous outcome meta-analyses. We will extract data from all SRs</p>	<p>We will select a random sample of 50 SRs, 25 of which will have a non-continuous index meta-analysis and 25 of which will have a continuous index meta-analysis. However, we will only extract data from SRs with less than 20 studies included in the index meta-analysis.</p>	<p>We decided to reduce the workload for investigators responsible for collecting data.</p>

Original plan	Revised plan	Reason for modification
<p>selected, regardless of the number of included studies in the index meta-analysis.</p> <p>No plan for handling subgroup effect estimates in studies.</p>	<p>We will only extract subgroup effect estimates from studies if (a) they were the most compatible with the index meta-analysis (e.g. if the index meta-analysis is defined as “cancer mortality in women”, we will only extract subgroup estimates of cancer mortality for women); (b) they were the only effect estimates available in a paper and both were compatible with the index meta-analysis (e.g. if the index meta-analysis is defined as “cancer mortality” and study investigators report an estimate for men and an estimate for women, but not the combined estimate, we will extract both subgroup estimates); or (c) the systematic reviewers included subgroup effect estimates in the index meta-analysis.</p> <p>We will not extract subgroup effect estimates from studies if none of the 3 criteria above are met, and if an estimate based on the total sample of participants was available in the paper.</p>	<p>Subgroup effect estimates are less precise and less generalisable than effect estimates based on the total sample. For this reason, selecting an effect estimate based on the total sample (when available) ahead of the subgroup effect estimates should not be considered selective inclusion of results by reviewers.</p>

Supplement 2:

Search Strategies

PubMed search

1. Nutritional Sciences[mh] OR Nutritional Physiological Phenomena[mh] OR Nutrition Assessment[mh] OR Nutrition Therapy[mh] OR Nutrition Policy[mh] OR Nutritional and Metabolic Diseases[mh] OR nutrition*[tiab] OR diet[tiab] OR feeding[tiab] OR dietary[tiab] OR breastfeed*[tiab] OR breast feed*[tiab] OR lactation[tiab] OR bottle feed*[tiab] OR complementary feeding[tiab] OR weaning[tiab] OR enteral[tiab] OR parenteral[tiab] OR Feeding Methods[mh] OR nutritional status[tiab] OR overweight[tiab] OR obese[tiab] OR obesity[tiab] OR overnutrition[tiab] OR over nutrition[tiab] OR undernourished[tiab] OR overnourished[tiab] OR wasted[tiab] OR wasting[tiab] OR stunting[tiab] OR stunted[tiab] OR underweight[tiab] OR undernutrition[tiab] OR under nutrition[tiab] OR body weight[tiab] OR anthropometry[tiab] OR Body Weights and Measures[mh] OR growth monitoring[tiab] OR food[tiab] OR food labelling[mh] OR food assistance[mh] OR supplementary feeding[tiab] OR diet therapy[mh] OR food and beverages[mh] OR vegetable*[tiab] OR fruit*[tiab] OR meat[tiab] OR dairy[tiab] OR dietary fat*[tiab] OR starch*[tiab] OR cereal[tiab] OR food-drug interactions[mh] OR food supply[mh] OR feeding behavio*[tiab] OR eating behavio*[tiab] OR food pattern*[tiab] OR food hypersensitivity[mh] OR food deprivation[mh] OR food, organic [mh] OR micronutrient*[tiab] OR vitamin*[tiab] OR thiamin[tiab] OR riboflavin[tiab] OR niacin[tiab] OR pantothenic acid[tiab] OR pyridoxine[tiab] OR pyridoxal[tiab] OR pyridoxamine[tiab] OR biotin[tiab] OR folic acid[tiab] OR folate[tiab] OR cyanocobalamin[tiab] OR choline[tiab] OR retinol[tiab] OR ascorbic acid[tiab] OR tocopherol[tiab] OR carotenoids[tiab] OR carotene[tiab] OR cryptoxanthin[tiab] OR lutein[tiab] OR lycopene[tiab] OR zeaxanthin[tiab] OR minerals[tiab] OR calcium[tiab] OR chloride[tiab] OR magnesium[tiab] OR phosphorus[tiab] OR potassium[tiab] OR sodium[tiab] OR iron[tiab] OR sulphur[tiab] OR trace element*[tiab] OR boron[tiab] OR cobalt[tiab] OR chromium[tiab] OR copper[tiab] OR fluoride[tiab] OR iodine[tiab] OR iron[tiab] OR manganese[tiab] OR molybdenum[tiab] OR selenium[tiab] OR zinc[tiab] OR trace metal*[tiab] OR macronutrient*[tiab] OR carbohydrate*[tiab] OR dietary protein*[tiab] OR saturated fat*[tiab] OR unsaturated fat*[tiab] OR mono unsaturated fat*[tiab] OR monounsaturated fat*[tiab] OR poly unsaturated fat*[tiab] OR polyunsaturated fat*[tiab] OR trans fat*[tiab] OR dietary

fibre[tiab] OR dietary fiber[tiab] OR dietary salt[tiab] OR table salt[tiab] OR soft drink[tiab] OR fruit juice[tiab] OR vegetable juice[tiab] OR milk[tiab] OR tea[tiab] OR coffee[tiab] OR energy drink*[tiab] OR carbonated beverage*[tiab] OR carbonated drink*[tiab] OR prebiotics[tiab] OR probiotics[tiab] OR glycemic load[tiab] OR glycemic index[tiab] OR glycaemic load[tiab] OR glycaemic index[tiab] OR calories[tiab] OR kilocalories[tiab] OR kilojoules[tiab] OR caloric intake[tiab] OR energy intake[tiab]

2. meta-analysis[pt] OR meta-analy*[ti]














3. ("2018/01/01"[PDAT] : "2019/06/30"[PDAT])





4. 1 AND 2 AND 3

Epistemonikos search













1. (advanced_title_en:(nutri* OR diet*) OR advanced_abstract_en:(nutri* OR diet*)) [Filters: protocol=no, min_year=2018, max_year=2019]















Supplementary Table S2: Data collection form











	#	Variable / Field Name	Field Label <i>Field Note</i>	Field Attributes (Field Type, Validation, Choices, Calculations, etc.)								
Instrument: SR protocol characteristics (sr_protocol_characteristics)												
	1	record_id	Record ID:	text								
 	2	sr_id	SR ID (stated on page 1 of PDF):	text								
 	3	initials	Enter initials of data collector:	text								
 	4	index_ma	Specify the index meta-analysis outcome (stated on pg 1 of the PDF):	text								
 	5	protocol_avail	Is a protocol or registration record available for the SR?	radio <table border="1" data-bbox="1064 909 1787 1133"> <tr> <td>1</td> <td>Both a protocol and registration record are available</td> </tr> <tr> <td>2</td> <td>Only a protocol is available</td> </tr> <tr> <td>3</td> <td>Only a registration record is available</td> </tr> <tr> <td>4</td> <td>Neither are available</td> </tr> </table>	1	Both a protocol and registration record are available	2	Only a protocol is available	3	Only a registration record is available	4	Neither are available
1	Both a protocol and registration record are available											
2	Only a protocol is available											
3	Only a registration record is available											
4	Neither are available											
 	6	srp_year Show the field ONLY if: [protocol_avail] = '1' or [protocol_avail] = '2'	Specify the year of publication of the protocol:	text								
 	7	regist_year Show the field ONLY if:	Specify the year the SR was first registered:	text								











		[protocol_avail] = '1' or [protocol_avail] = '3'																																
 	8	srp_e Show the field ONLY if: [protocol_avail] = '1' or [protocol_avail] = '2' or [protocol_avail] = '3'	Section Header: <i>Eligibility criteria and decision rules</i> Review authors pre-specified...(select ALL of the following that apply):	checkbox <table border="1"> <tr> <td>1</td> <td>srp_e__1</td> <td>...eligible measurement instruments for [index_ma]</td> </tr> <tr> <td>2</td> <td>srp_e__2</td> <td>...eligible definitions/diagnostic criteria for [index_ma]</td> </tr> <tr> <td>3</td> <td>srp_e__3</td> <td>...eligible cut-points on an instrument for [index_ma]</td> </tr> <tr> <td>4</td> <td>srp_e__4</td> <td>...eligible time points for [index_ma]</td> </tr> <tr> <td>5</td> <td>srp_e__5</td> <td>...eligible interventions/exposures</td> </tr> <tr> <td>6</td> <td>srp_e__6</td> <td>...whether final values or change from baseline values (or both) for [index_ma] were eligible</td> </tr> <tr> <td>7</td> <td>srp_e__7</td> <td>...which analysis samples for [index_ma] were eligible (e.g. intention-to-treat, per-protocol or as-treated)</td> </tr> <tr> <td>8</td> <td>srp_e__8</td> <td>...whether unadjusted or covariate-adjusted analyses (or both) for [index_ma] were eligible</td> </tr> <tr> <td>9</td> <td>srp_e__9</td> <td>...whether period or paired analyses (or both) for [index_ma] were eligible (from crossover trials)</td> </tr> <tr> <td>10</td> <td>srp_e__10</td> <td>...which information sources were eligible (e.g. journal article, trials results register)</td> </tr> </table>	1	srp_e__1	...eligible measurement instruments for [index_ma]	2	srp_e__2	...eligible definitions/diagnostic criteria for [index_ma]	3	srp_e__3	...eligible cut-points on an instrument for [index_ma]	4	srp_e__4	...eligible time points for [index_ma]	5	srp_e__5	...eligible interventions/exposures	6	srp_e__6	...whether final values or change from baseline values (or both) for [index_ma] were eligible	7	srp_e__7	...which analysis samples for [index_ma] were eligible (e.g. intention-to-treat, per-protocol or as-treated)	8	srp_e__8	...whether unadjusted or covariate-adjusted analyses (or both) for [index_ma] were eligible	9	srp_e__9	...whether period or paired analyses (or both) for [index_ma] were eligible (from crossover trials)	10	srp_e__10	...which information sources were eligible (e.g. journal article, trials results register)
1	srp_e__1	...eligible measurement instruments for [index_ma]																																
2	srp_e__2	...eligible definitions/diagnostic criteria for [index_ma]																																
3	srp_e__3	...eligible cut-points on an instrument for [index_ma]																																
4	srp_e__4	...eligible time points for [index_ma]																																
5	srp_e__5	...eligible interventions/exposures																																
6	srp_e__6	...whether final values or change from baseline values (or both) for [index_ma] were eligible																																
7	srp_e__7	...which analysis samples for [index_ma] were eligible (e.g. intention-to-treat, per-protocol or as-treated)																																
8	srp_e__8	...whether unadjusted or covariate-adjusted analyses (or both) for [index_ma] were eligible																																
9	srp_e__9	...whether period or paired analyses (or both) for [index_ma] were eligible (from crossover trials)																																
10	srp_e__10	...which information sources were eligible (e.g. journal article, trials results register)																																
 	9	srp_dr Show the field ONLY if: [protocol_avail] = '1' or [protocol_avail] = '2' or [protocol_avail] = '3'	Review authors pre-specified...(select ALL of the following that apply):	checkbox <table border="1"> <tr> <td>1</td> <td>srp_dr__1</td> <td>...a decision rule to handle results arising from multiple measurement instruments for [index_ma]</td> </tr> <tr> <td>2</td> <td>srp_dr__2</td> <td>...a decision rule to handle results arising from multiple definitions/diagnostic criteria for [index_ma]</td> </tr> </table>	1	srp_dr__1	...a decision rule to handle results arising from multiple measurement instruments for [index_ma]	2	srp_dr__2	...a decision rule to handle results arising from multiple definitions/diagnostic criteria for [index_ma]																								
1	srp_dr__1	...a decision rule to handle results arising from multiple measurement instruments for [index_ma]																																
2	srp_dr__2	...a decision rule to handle results arising from multiple definitions/diagnostic criteria for [index_ma]																																















				3	srp_dr___3	...a decision rule to handle results arising from multiple cut-points on an instrument for [index_ma]
				4	srp_dr___4	...a decision rule to handle results arising from multiple time points for [index_ma]
				5	srp_dr___5	...a decision rule to handle results arising from multiple interventions/exposures
				6	srp_dr___6	...a decision rule to handle results arising from both final values and change from baseline values for [index_ma]
				7	srp_dr___7	...a decision rule to handle results arising from multiple analysis samples (e.g. intention-to-treat, per-protocol or as-treated) for [index_ma]
				8	srp_dr___8	...a decision rule to handle results arising from multiple unadjusted or covariate-adjusted analyses for [index_ma]
				9	srp_dr___9	...a decision rule to handle results arising from period and paired analyses for [index_ma] in crossover trials
				10	srp_dr___10	...a decision rule to handle results arising from multiple information sources (e.g. journal article, trials results register)
				11	srp_dr___11	...a decision rule to handle results arising from overlapping samples of participants (e.g. subgroup of men of all ages and subgroup of older adults which includes men)
				12	srp_dr___12	...a decision rule to handle results arising from another source of multiplicity









 	10	srp_e_scale_txt Show the field ONLY if: [srp_e(1)] = '1'	Specify the eligible measurement instruments for [index_ma]:	notes
 	11	srp_dr_scale_txt Show the field ONLY if: [srp_dr(1)] = '1'	Specify the decision rule to handle results arising from multiple measurement instruments for [index_ma]:	notes
 	12	srp_e_event_txt Show the field ONLY if: [srp_e(2)] = '1'	Specify the eligible definitions/diagnostic criteria for [index_ma]:	notes
 	13	srp_dr_event_txt Show the field ONLY if: [srp_dr(2)] = '1'	Specify the decision rule to handle results arising from multiple definitions/diagnostic criteria for [index_ma]:	notes
 	14	srp_e_cutpoint_txt Show the field ONLY if: [srp_e(3)] = '1'	Specify the eligible cut-points on an instrument for [index_ma]:	notes
 	15	srp_dr_cutpoint_txt Show the field ONLY if: [srp_dr(3)] = '1'	Specify the decision rule to handle results arising from multiple cut-points on an instrument for [index_ma]:	notes









 	16	srp_e_time_txt Show the field ONLY if: [srp_e(4)] = '1'	Specify the eligible time points for [index_ma]:	notes
 	17	srp_dr_time_txt Show the field ONLY if: [srp_dr(4)] = '1'	Specify the decision rule to handle results arising from multiple time points for [index_ma]:	notes
 	18	srp_e_group_txt Show the field ONLY if: [srp_e(5)] = '1'	Specify the eligible interventions/exposures (incl. comparators):	notes
 	19	srp_dr_group_txt Show the field ONLY if: [srp_dr(5)] = '1'	Specify the decision rule to handle results arising from multiple interventions/exposures:	notes
 	20	srp_e_fvcs_txt Show the field ONLY if: [srp_e(6)] = '1'	Specify which values (i.e. final, change from baseline or both) for [index_ma] were eligible:	notes
 	21	srp_dr_fvcs_txt Show the field ONLY if: [srp_dr(6)] = '1'	Specify the decision rule to handle results arising from both final and change from baseline values for [index_ma]:	notes
 	22	srp_e_itt_txt Show the field ONLY if: [srp_e(7)] = '1'	Specify which analysis samples (e.g. intention-to-treat, per-protocol)	notes











			for [index_ma] were eligible:	
 	23	srp_dr_itt_txt Show the field ONLY if: [srp_dr(7)] = '1'	Specify the decision rule to handle results arising from multiple analysis samples (e.g. intention-to-treat, per-protocol) for [index_ma]:	notes
 	24	srp_e_unadj_txt Show the field ONLY if: [srp_e(8)] = '1'	Specify which unadjusted and covariate-adjusted analyses for [index_ma] were eligible:	notes
 	25	srp_dr_unadj_txt Show the field ONLY if: [srp_dr(8)] = '1'	Specify the decision rule to handle results arising from multiple unadjusted and covariate-adjusted analyses for [index_ma]:	notes
 	26	srp_e_cross_txt Show the field ONLY if: [srp_e(9)] = '1'	Specify which analyses in crossover trials (e.g. first period, second period, paired) were eligible:	notes
 	27	srp_dr_cross_txt Show the field ONLY if: [srp_dr(9)] = '1'	Specify the decision rule to handle results arising from period and	notes







			paired analyses in crossover trials:					
 	28	srp_e_source_txt Show the field ONLY if: [srp_e(10)] = '1'	Specify which information sources (e.g. journal article, trials results register) were eligible:	notes				
 	29	srp_dr_source_txt Show the field ONLY if: [srp_dr(10)] = '1'	Specify the decision rule to handle results arising from multiple information sources (e.g. journal article, trials results register):	notes				
 	30	srp_dr_overlap_txt Show the field ONLY if: [srp_dr(11)] = '1'	Specify the decision rule to handle results arising from overlapping samples of participants:	notes				
 	31	srp_dr_other_txt Show the field ONLY if: [srp_dr(12)] = '1'	Specify the decision rule(s) to handle results arising from other sources of multiplicity for [index_ma]:	notes				
 	32	srp_notes	Notes	notes				
	33	sr_protocol_characteristics_complete	Section Header: <i>Form Status</i> Complete?	dropdown <table border="1"> <tr> <td>0</td> <td>Incomplete</td> </tr> <tr> <td>1</td> <td>Unverified</td> </tr> </table>	0	Incomplete	1	Unverified
0	Incomplete							
1	Unverified							

				2 Complete										
Instrument: SR characteristics (sr_characteristics)														
 	34	sr_title	Specify the title of the systematic review:	text										
 	35	sr_journal	Specify the journal:	text										
 	36	sr_year	Specify the year of publication:	text										
 	37	sr_country	Specify the country of the corresponding author of the SR:	text										
 	38	sr_funding	What was the source of funding for the SR?	radio <table border="1"> <tr><td>1</td><td>Non-profit</td></tr> <tr><td>2</td><td>For-profit</td></tr> <tr><td>3</td><td>Mixed</td></tr> <tr><td>4</td><td>No funding</td></tr> <tr><td>5</td><td>Not reported</td></tr> </table>	1	Non-profit	2	For-profit	3	Mixed	4	No funding	5	Not reported
1	Non-profit													
2	For-profit													
3	Mixed													
4	No funding													
5	Not reported													
 	39	for_profit_org Show the field ONLY if: [sr_funding] = '2' or [sr_funding] = '3'	What type of for-profit organisation funded the SR?	radio <table border="1"> <tr><td>1</td><td>Food industry</td></tr> <tr><td>2</td><td>Other industry</td></tr> </table>	1	Food industry	2	Other industry						
1	Food industry													
2	Other industry													
 	40	for_profit_org_txt Show the field ONLY if:	Record the name of the for-profit funder:	text										













		[sr_funding] = '2' or [sr_funding] = '3'												
 	41	sr_coi	Did any of the systematic reviewers disclose financial conflicts of interest?	<p>radio</p> <table border="1"> <tr> <td>1</td> <td>Conflict of interest present (i.e. at least one systematic reviewer reported a financial conflict of interest of any type, excluding current study funding or industry employment)</td> </tr> <tr> <td>2</td> <td>No conflict of interest (i.e. all systematic reviewers stated they had no conflicts)</td> </tr> <tr> <td>3</td> <td>Missing (i.e. no disclosure statement)</td> </tr> </table>	1	Conflict of interest present (i.e. at least one systematic reviewer reported a financial conflict of interest of any type, excluding current study funding or industry employment)	2	No conflict of interest (i.e. all systematic reviewers stated they had no conflicts)	3	Missing (i.e. no disclosure statement)				
1	Conflict of interest present (i.e. at least one systematic reviewer reported a financial conflict of interest of any type, excluding current study funding or industry employment)													
2	No conflict of interest (i.e. all systematic reviewers stated they had no conflicts)													
3	Missing (i.e. no disclosure statement)													
 	42	sr_coi_txt Show the field ONLY if: [sr_coi] = '1'	Record verbatim the conflict(s) of interest disclosed by the authors:	notes										
 	43	sr_affiliat	What type of affiliation did the corresponding author of the SR have?	<p>radio</p> <table border="1"> <tr> <td>1</td> <td>Food industry</td> </tr> <tr> <td>4</td> <td>Other industry</td> </tr> <tr> <td>2</td> <td>Non-industry</td> </tr> <tr> <td>3</td> <td>Mixed</td> </tr> <tr> <td>5</td> <td>Unclear</td> </tr> </table>	1	Food industry	4	Other industry	2	Non-industry	3	Mixed	5	Unclear
1	Food industry													
4	Other industry													
2	Non-industry													
3	Mixed													
5	Unclear													
 	44	ma_n_studies	Section Header: <i>General characteristics of the index meta-analysis (i.e. [index_ma])</i>	text										













			Specify the total number of studies included in the index meta-analysis (stated on page 1 of PDF):	
 	45	ma_n_patients	Specify the total number of participants included in the index meta-analysis (sum values presented on the forest plot/table or type 'NR' if sample sizes were not available):	text
 	46	ma_patients	Specify the type of participants included in studies included in the index meta-analysis (e.g. "generally healthy", "normal weight"):	text
 	47	ma_intervention	Specify the intervention/exposure investigated in the index meta-analysis (e.g. "red meat 3 times a week"):	text
 	48	ma_comparator	Specify the comparator investigated in the index meta-analysis	text











			(e.g. "red meat once a month"):							
 	49	ma_study_type	What type of studies were included in the index meta-analysis?	radio <table border="1"> <tr> <td>1</td> <td>Randomized trial</td> </tr> <tr> <td>2</td> <td>Non-randomized study</td> </tr> <tr> <td>3</td> <td>Both randomized trials and non-randomized studies</td> </tr> </table>	1	Randomized trial	2	Non-randomized study	3	Both randomized trials and non-randomized studies
1	Randomized trial									
2	Non-randomized study									
3	Both randomized trials and non-randomized studies									
 	50	ma_study_type_spec	Indicate the designs of the studies included in the index meta-analysis as specified by the systematic reviewers (e.g. cohort study, case-control study):	text						
 	51	ma_outcome_spec	Record how the index meta-analysis was specified (e.g. "weight" or "weight at 6 weeks" or "change in weight at 6 weeks"):	text						
 	52	ma_domain	Specify the outcome domain investigated in the index meta-analysis (e.g. all-cause mortality, body weight):	text						
 	53	ma_outcome_label	Specify the label given by the review authors to the index meta-analysis outcome:	radio <table border="1"> <tr> <td>1</td> <td>Primary</td> </tr> <tr> <td>2</td> <td>Secondary</td> </tr> </table>	1	Primary	2	Secondary		
1	Primary									
2	Secondary									













				3 Unlabelled
 	54	ma_model	Specify the model for the index meta-analysis:	radio 1 Fixed-effect 2 Random-effects 3 Unclear
 	55	sr_e	Section Header: <i>Eligibility criteria and decision rules</i> Review authors reported...(select ALL of the following that apply):	checkbox 1 sr_e__1 ...eligible measurement instruments for [index_ma] 2 sr_e__2 ...eligible definitions/diagnostic criteria for [index_ma] 3 sr_e__3 ...eligible cut-points on an instrument for [index_ma] 4 sr_e__4 ...eligible time points for [index_ma] 5 sr_e__5 ...eligible interventions/exposures 6 sr_e__6 ...whether final values or change from baseline values (or both) for [index_ma] were eligible 7 sr_e__7 ...which analysis samples for [index_ma] were eligible (e.g. intention-to-treat, per-protocol or as-treated) 8 sr_e__8 ...whether unadjusted or covariate-adjusted analyses (or both) for [index_ma] were eligible 9 sr_e__9 ...whether period or paired analyses (or both) for [index_ma] were eligible (from crossover trials) 10 sr_e__10 ...which information sources were eligible (e.g. journal article, trials results register)
 	56	sr_dr	Review authors reported...(select ALL	checkbox









		of the following that apply):	<table border="1"> <tr> <td>1</td> <td>sr_dr__1</td> <td>...a decision rule to handle results arising from multiple measurement instruments for [index_ma]</td> </tr> <tr> <td>2</td> <td>sr_dr__2</td> <td>...a decision rule to handle results arising from multiple definitions/diagnostic criteria for [index_ma]</td> </tr> <tr> <td>3</td> <td>sr_dr__3</td> <td>...a decision rule to handle results arising from multiple cut-points on an instrument for [index_ma]</td> </tr> <tr> <td>4</td> <td>sr_dr__4</td> <td>...a decision rule to handle results arising from multiple time points for [index_ma]</td> </tr> <tr> <td>5</td> <td>sr_dr__5</td> <td>...a decision rule to handle results arising from multiple interventions/exposures</td> </tr> <tr> <td>6</td> <td>sr_dr__6</td> <td>...a decision rule to handle results arising from both final values and change from baseline values for [index_ma]</td> </tr> <tr> <td>7</td> <td>sr_dr__7</td> <td>...a decision rule to handle results arising from multiple analysis samples (e.g. intention-to-treat, per-protocol or as-treated) for [index_ma]</td> </tr> <tr> <td>8</td> <td>sr_dr__8</td> <td>...a decision rule to handle results arising from multiple unadjusted or covariate-adjusted analyses for [index_ma]</td> </tr> <tr> <td>9</td> <td>sr_dr__9</td> <td>...a decision rule to handle results arising from period and paired analyses for [index_ma] in crossover trials</td> </tr> <tr> <td>10</td> <td>sr_dr__10</td> <td>...a decision rule to handle results arising from multiple information sources (e.g. journal article, trials results register)</td> </tr> <tr> <td>11</td> <td>sr_dr__11</td> <td>...a decision rule to handle results arising from overlapping samples of participants (e.g. subgroup of men of all ages and subgroup of older adults which includes men)</td> </tr> </table>	1	sr_dr__1	...a decision rule to handle results arising from multiple measurement instruments for [index_ma]	2	sr_dr__2	...a decision rule to handle results arising from multiple definitions/diagnostic criteria for [index_ma]	3	sr_dr__3	...a decision rule to handle results arising from multiple cut-points on an instrument for [index_ma]	4	sr_dr__4	...a decision rule to handle results arising from multiple time points for [index_ma]	5	sr_dr__5	...a decision rule to handle results arising from multiple interventions/exposures	6	sr_dr__6	...a decision rule to handle results arising from both final values and change from baseline values for [index_ma]	7	sr_dr__7	...a decision rule to handle results arising from multiple analysis samples (e.g. intention-to-treat, per-protocol or as-treated) for [index_ma]	8	sr_dr__8	...a decision rule to handle results arising from multiple unadjusted or covariate-adjusted analyses for [index_ma]	9	sr_dr__9	...a decision rule to handle results arising from period and paired analyses for [index_ma] in crossover trials	10	sr_dr__10	...a decision rule to handle results arising from multiple information sources (e.g. journal article, trials results register)	11	sr_dr__11	...a decision rule to handle results arising from overlapping samples of participants (e.g. subgroup of men of all ages and subgroup of older adults which includes men)
1	sr_dr__1	...a decision rule to handle results arising from multiple measurement instruments for [index_ma]																																		
2	sr_dr__2	...a decision rule to handle results arising from multiple definitions/diagnostic criteria for [index_ma]																																		
3	sr_dr__3	...a decision rule to handle results arising from multiple cut-points on an instrument for [index_ma]																																		
4	sr_dr__4	...a decision rule to handle results arising from multiple time points for [index_ma]																																		
5	sr_dr__5	...a decision rule to handle results arising from multiple interventions/exposures																																		
6	sr_dr__6	...a decision rule to handle results arising from both final values and change from baseline values for [index_ma]																																		
7	sr_dr__7	...a decision rule to handle results arising from multiple analysis samples (e.g. intention-to-treat, per-protocol or as-treated) for [index_ma]																																		
8	sr_dr__8	...a decision rule to handle results arising from multiple unadjusted or covariate-adjusted analyses for [index_ma]																																		
9	sr_dr__9	...a decision rule to handle results arising from period and paired analyses for [index_ma] in crossover trials																																		
10	sr_dr__10	...a decision rule to handle results arising from multiple information sources (e.g. journal article, trials results register)																																		
11	sr_dr__11	...a decision rule to handle results arising from overlapping samples of participants (e.g. subgroup of men of all ages and subgroup of older adults which includes men)																																		















				12	sr_dr___12	...a decision rule to handle results arising from another source of multiplicity
 	57	sr_e_scale_txt Show the field ONLY if: [sr_e(1)] = '1'	Specify the eligible measurement instruments for [index_ma]:	notes		
 	58	sr_dr_scale_txt Show the field ONLY if: [sr_dr(1)] = '1'	Specify the decision rule to handle results arising from multiple measurement instruments for [index_ma]:	notes		
 	59	sr_e_event_txt Show the field ONLY if: [sr_e(2)] = '1'	Specify the eligible definitions/diagnostic criteria for [index_ma]:	notes		
 	60	sr_dr_event_txt Show the field ONLY if: [sr_dr(2)] = '1'	Specify the decision rule to handle results arising from multiple definitions/diagnostic criteria for [index_ma]:	notes		
 	61	sr_e_cutpoint_txt Show the field ONLY if: [sr_e(3)] = '1'	Specify the eligible cut-points on an instrument for [index_ma]:	notes		
 	62	sr_dr_cutpoint_txt Show the field ONLY if: [sr_dr(3)] = '1'	Specify the decision rule to handle results arising from multiple cut-points on an	notes		













			instrument for [index_ma]:	
 	63	sr_e_time_txt Show the field ONLY if: [sr_e(4)] = '1'	Specify the eligible time points for [index_ma]:	notes
 	64	sr_dr_time_txt Show the field ONLY if: [sr_dr(4)] = '1'	Specify the decision rule to handle results arising from multiple time points for [index_ma]:	notes
 	65	sr_e_group_txt Show the field ONLY if: [sr_e(5)] = '1'	Specify the eligible interventions/exposures (incl. comparators):	notes
 	66	sr_dr_group_txt Show the field ONLY if: [sr_dr(5)] = '1'	Specify the decision rule to handle results arising from multiple interventions/exposures:	notes
 	67	sr_e_fvcs_txt Show the field ONLY if: [sr_e(6)] = '1'	Specify which values (i.e. final, change from baseline or both) for [index_ma] were eligible:	notes
 	68	sr_dr_fvcs_txt Show the field ONLY if: [sr_dr(6)] = '1'	Specify the decision rule to handle results arising from both final and change from baseline values for [index_ma]:	notes











 	69	sr_e_itt_txt Show the field ONLY if: [<i>sr_e</i> (7)] = '1'	Specify which analysis samples (e.g. intention-to-treat, per-protocol) for [<i>index_ma</i>] were eligible:	notes
 	70	sr_dr_itt_txt Show the field ONLY if: [<i>sr_dr</i> (7)] = '1'	Specify the decision rule to handle results arising from multiple analysis samples (e.g. intention-to-treat, per-protocol) for [<i>index_ma</i>]:	notes
 	71	sr_e_unadj_txt Show the field ONLY if: [<i>sr_e</i> (8)] = '1'	Specify which unadjusted and covariate-adjusted analyses for [<i>index_ma</i>] were eligible:	notes
 	72	sr_dr_unadj_txt Show the field ONLY if: [<i>sr_dr</i> (8)] = '1'	Specify the decision rule to handle results arising from multiple unadjusted and covariate-adjusted analyses for [<i>index_ma</i>]:	notes
 	73	sr_e_cross_txt Show the field ONLY if: [<i>sr_e</i> (9)] = '1'	Specify which analyses in crossover trials (e.g. first period, second period, paired) were eligible:	notes











 	74	sr_dr_cross_txt Show the field ONLY if: [sr_dr(9)] = '1'	Specify the decision rule to handle results arising from period and paired analyses in crossover trials:	notes
 	75	sr_e_source_txt Show the field ONLY if: [sr_e(10)] = '1'	Specify which information sources (e.g. journal article, trials results register) were eligible:	notes
 	76	sr_dr_source_txt Show the field ONLY if: [sr_dr(10)] = '1'	Specify the decision rule to handle results arising from multiple information sources (e.g. journal article, trials results register):	notes
 	77	sr_dr_overlap_txt Show the field ONLY if: [sr_dr(11)] = '1'	Specify the decision rule to handle results arising from overlapping samples of participants:	notes
 	78	sr_dr_other_txt Show the field ONLY if: [sr_dr(12)] = '1'	Specify the decision rule(s) to handle results arising from other sources of multiplicity for [index_ma]:	notes
 	79	sr_notes	Notes	notes











	80	sr_characteristics_complete	Section Header: <i>Form Status</i> Complete?	dropdown <table border="1"> <tr> <td>0</td> <td>Incomplete</td> </tr> <tr> <td>1</td> <td>Unverified</td> </tr> <tr> <td>2</td> <td>Complete</td> </tr> </table>	0	Incomplete	1	Unverified	2	Complete				
0	Incomplete													
1	Unverified													
2	Complete													
Instrument: Meta-analysis study data (metaanalysis_study_data)														
 	81	ma_study_id	Study ID (record the ID appearing on the forest plot/table for the index meta-analysis):	text										
 	82	ma_st_measure	Specify the study effect measure for [index_ma]:	radio <table border="1"> <tr> <td>1</td> <td>Risk ratio</td> </tr> <tr> <td>2</td> <td>Odds ratio</td> </tr> <tr> <td>3</td> <td>Hazard ratio</td> </tr> <tr> <td>4</td> <td>Mean difference</td> </tr> <tr> <td>5</td> <td>Standardized mean difference</td> </tr> </table>	1	Risk ratio	2	Odds ratio	3	Hazard ratio	4	Mean difference	5	Standardized mean difference
1	Risk ratio													
2	Odds ratio													
3	Hazard ratio													
4	Mean difference													
5	Standardized mean difference													
 	83	ma_st_event1 Show the field ONLY if: [ma_st_measure] = '1' or [ma_st_measure] = '2' or [ma_st_measure] = '3'	Number of events in intervention/exposure group (type 'NR' if not reported):	text										
 	84	ma_st_total1 Show the field ONLY if: [ma_st_measure] = '1' or [ma_st_measure] = '2' or [ma_st_measure] = '3'	Sample size of intervention/exposure group (type 'NR' if not reported):	text										









 	85	ma_st_event2 Show the field ONLY if: [ma_st_measure] = '1' or [ma_st_measure] = '2' or [ma_st_measure] = '3'	Number of events in comparator group (type 'NR' if not reported):	text
 	86	ma_st_total2 Show the field ONLY if: [ma_st_measure] = '1' or [ma_st_measure] = '2' or [ma_st_measure] = '3'	Sample size of comparator group (type 'NR' if not reported):	text
 	87	ma_st_mean1 Show the field ONLY if: [ma_st_measure] = '4' or [ma_st_measure] = '5'	Mean of intervention/exposure group (type 'NR' if not reported):	text
 	88	ma_st_sd1 Show the field ONLY if: [ma_st_measure] = '4' or [ma_st_measure] = '5'	Standard deviation of intervention/exposure group (type 'NR' if not reported):	text
 	89	ma_st_n1 Show the field ONLY if: [ma_st_measure] = '4' or [ma_st_measure] = '5'	Sample size of intervention/exposure group (type 'NR' if not reported):	text
 	90	ma_st_mean2 Show the field ONLY if: [ma_st_measure] = '4' or [ma_st_measure] = '5'	Mean of comparator group (type 'NR' if not reported):	text
 	91	ma_st_sd2 Show the field ONLY if:	Standard deviation of comparator group (type 'NR' if not reported):	text









		[ma_st_measure] = '4' or [ma_st_measure] = '5'		
 	92	ma_st_n2 Show the field ONLY if: [ma_st_measure] = '4' or [ma_st_measure] = '5'	Sample size of comparator group (type 'NR' if not reported):	text
 	93	ma_st_est	Study effect estimate (type 'NR' if not reported):	text
 	94	ma_st_seest	Standard error of the study effect estimate (type 'NR' if not reported):	text
 	95	ma_st_lciest	Lower 95% confidence interval of the study effect estimate (type 'NR' if not reported):	text
 	96	ma_st_uciest	Upper 95% confidence interval of the study effect estimate (type 'NR' if not reported):	text
 	97	ma_st_ci_level	If the confidence interval (CI) was not a 95% CI, specify the CI level (e.g. 90% CI, 99% CI); otherwise leave blank	text













 	98	ma_st_direction	Specify the direction of the study effect estimate (note: ignore the statistical significance of the effect, just focus on the direction):	radio <table border="1" data-bbox="1064 236 2024 501"> <tr> <td data-bbox="1064 236 1099 293">1</td> <td data-bbox="1099 236 2024 293">Favours intervention or exposure</td> </tr> <tr> <td data-bbox="1064 293 1099 351">2</td> <td data-bbox="1099 293 2024 351">Favours comparator</td> </tr> <tr> <td data-bbox="1064 351 1099 443">3</td> <td data-bbox="1099 351 2024 443">Neutral (e.g. RR is somewhere between 0.95 and 1.05 or MD is somewhere between -0.05 and 0.05)</td> </tr> <tr> <td data-bbox="1064 443 1099 501">4</td> <td data-bbox="1099 443 2024 501">Unclear</td> </tr> </table>	1	Favours intervention or exposure	2	Favours comparator	3	Neutral (e.g. RR is somewhere between 0.95 and 1.05 or MD is somewhere between -0.05 and 0.05)	4	Unclear
1	Favours intervention or exposure											
2	Favours comparator											
3	Neutral (e.g. RR is somewhere between 0.95 and 1.05 or MD is somewhere between -0.05 and 0.05)											
4	Unclear											
 	99	ma_st_retrieve	Did the review authors state that data for this particular result were retrieved from study authors?	yesno <table border="1" data-bbox="1064 550 1169 663"> <tr> <td data-bbox="1064 550 1099 608">1</td> <td data-bbox="1099 550 1169 608">Yes</td> </tr> <tr> <td data-bbox="1064 608 1099 663">0</td> <td data-bbox="1099 608 1169 663">No</td> </tr> </table>	1	Yes	0	No				
1	Yes											
0	No											
 	100	ma_st_manip	Did the review authors state that data for this particular result required algebraic transformation to include in meta-analysis (e.g. convert SE to SD)?	yesno <table border="1" data-bbox="1064 753 1169 866"> <tr> <td data-bbox="1064 753 1099 810">1</td> <td data-bbox="1099 753 1169 810">Yes</td> </tr> <tr> <td data-bbox="1064 810 1099 866">0</td> <td data-bbox="1099 810 1169 866">No</td> </tr> </table>	1	Yes	0	No				
1	Yes											
0	No											
 	101	ma_st_transl	Did the review authors state that data for this particular result originated from a report translated into English?	yesno <table border="1" data-bbox="1064 1029 1169 1142"> <tr> <td data-bbox="1064 1029 1099 1086">1</td> <td data-bbox="1099 1029 1169 1086">Yes</td> </tr> <tr> <td data-bbox="1064 1086 1099 1142">0</td> <td data-bbox="1099 1086 1169 1142">No</td> </tr> </table>	1	Yes	0	No				
1	Yes											
0	No											
 	102	ma_st_impute	Did the review authors state that data for this particular result was included in the meta-	yesno <table border="1" data-bbox="1064 1232 1169 1345"> <tr> <td data-bbox="1064 1232 1099 1289">1</td> <td data-bbox="1099 1232 1169 1289">Yes</td> </tr> <tr> <td data-bbox="1064 1289 1099 1345">0</td> <td data-bbox="1099 1289 1169 1345">No</td> </tr> </table>	1	Yes	0	No				
1	Yes											
0	No											











			analysis by using a method of imputation?											
 	103	ma_st_impute_txt Show the field ONLY if: [ma_st_impute] = '1'	Specify the method of imputation:	text										
 	104	ma_st_notes	Notes	notes										
	105	metaanalysis_study_data_complete	Section Header: <i>Form Status</i> Complete?	dropdown <table border="1"> <tr> <td>0</td> <td>Incomplete</td> </tr> <tr> <td>1</td> <td>Unverified</td> </tr> <tr> <td>2</td> <td>Complete</td> </tr> </table>	0	Incomplete	1	Unverified	2	Complete				
0	Incomplete													
1	Unverified													
2	Complete													
Instrument: Meta-analytic effect (metaanalytic_effect)														
 	106	ma_measure	Specify the meta-analytic effect measure for [index_ma]:	radio <table border="1"> <tr> <td>1</td> <td>Risk ratio</td> </tr> <tr> <td>2</td> <td>Odds ratio</td> </tr> <tr> <td>3</td> <td>Hazard ratio</td> </tr> <tr> <td>4</td> <td>Mean difference</td> </tr> <tr> <td>5</td> <td>Standardized mean difference</td> </tr> </table>	1	Risk ratio	2	Odds ratio	3	Hazard ratio	4	Mean difference	5	Standardized mean difference
1	Risk ratio													
2	Odds ratio													
3	Hazard ratio													
4	Mean difference													
5	Standardized mean difference													
 	107	ma_est	Meta-analytic effect estimate:	text										
 	108	ma_seest	Standard error of the meta-analytic effect estimate (type 'NR' if not reported):	text										











 	109	ma_lciest	Lower 95% confidence interval of the meta-analytic effect estimate (type 'NR' if not reported):	text								
 	110	ma_uciest	Upper 95% confidence interval of the meta-analytic effect estimate (type 'NR' if not reported):	text								
 	111	ma_ci_level	If the confidence interval (CI) was not a 95% CI, specify the CI level (e.g. 90% CI, 99% CI); otherwise leave blank	text								
 	112	ma_direction	Specify the direction of the meta-analytic effect estimate (note: ignore the statistical significance of the effect, just focus on the direction):	<table border="1"> <tr> <td>1</td> <td>Favours intervention or exposure</td> </tr> <tr> <td>2</td> <td>Favours comparator</td> </tr> <tr> <td>3</td> <td>Neutral (e.g. RR is somewhere between 0.95 and 1.05 or MD is somewhere between -0.05 and 0.05)</td> </tr> <tr> <td>4</td> <td>Unclear</td> </tr> </table>	1	Favours intervention or exposure	2	Favours comparator	3	Neutral (e.g. RR is somewhere between 0.95 and 1.05 or MD is somewhere between -0.05 and 0.05)	4	Unclear
1	Favours intervention or exposure											
2	Favours comparator											
3	Neutral (e.g. RR is somewhere between 0.95 and 1.05 or MD is somewhere between -0.05 and 0.05)											
4	Unclear											
 	113	ma_location	Specify the location of the meta-analysis in the article (e.g. Figure 1, Supp Table 2):	text								













 	114	ma_conclusion	What type of conclusion did the authors draw about the intervention/exposure with regards to [index_ma]?	radio <table border="1" data-bbox="1064 239 2024 628"> <tr> <td data-bbox="1064 239 1099 331">1</td> <td data-bbox="1099 239 2024 331">Favourable (e.g. stated that the food/diet had a beneficial/positive effect on [index_ma])</td> </tr> <tr> <td data-bbox="1064 331 1099 424">2</td> <td data-bbox="1099 331 2024 424">Unfavourable (e.g. stated that the food/diet had a harmful/negative effect on [index_ma])</td> </tr> <tr> <td data-bbox="1064 424 1099 517">3</td> <td data-bbox="1099 424 2024 517">Neutral (e.g. stated that the food/diet had neither a beneficial or harmful effect on [index_ma])</td> </tr> <tr> <td data-bbox="1064 517 1099 571">4</td> <td data-bbox="1099 517 2024 571">Unclear</td> </tr> <tr> <td data-bbox="1064 571 1099 628">5</td> <td data-bbox="1099 571 2024 628">No conclusion about [index_ma] drawn</td> </tr> </table>	1	Favourable (e.g. stated that the food/diet had a beneficial/positive effect on [index_ma])	2	Unfavourable (e.g. stated that the food/diet had a harmful/negative effect on [index_ma])	3	Neutral (e.g. stated that the food/diet had neither a beneficial or harmful effect on [index_ma])	4	Unclear	5	No conclusion about [index_ma] drawn
1	Favourable (e.g. stated that the food/diet had a beneficial/positive effect on [index_ma])													
2	Unfavourable (e.g. stated that the food/diet had a harmful/negative effect on [index_ma])													
3	Neutral (e.g. stated that the food/diet had neither a beneficial or harmful effect on [index_ma])													
4	Unclear													
5	No conclusion about [index_ma] drawn													
 	115	ma_conclusion_ab_txt Show the field ONLY if: [ma_conclusion] = '1' or [ma_conclusion] = '2' or [ma_conclusion] = '3' or [ma_conclusion] = '5'	Extract verbatim the conclusion reported in the abstract:	notes										
 	116	ma_conclusion_txt Show the field ONLY if: [ma_conclusion] = '1' or [ma_conclusion] = '2' or [ma_conclusion] = '3' or [ma_conclusion] = '4'	Extract verbatim the conclusion reported in the main text:	notes										
 	117	ma_notes	Notes	notes										
	118	metaanalytic_effect_complete	Section Header: <i>Form Status</i> Complete?	dropdown <table border="1" data-bbox="1064 1252 1263 1362"> <tr> <td data-bbox="1064 1252 1099 1310">0</td> <td data-bbox="1099 1252 1263 1310">Incomplete</td> </tr> <tr> <td data-bbox="1064 1310 1099 1362">1</td> <td data-bbox="1099 1310 1263 1362">Unverified</td> </tr> </table>	0	Incomplete	1	Unverified						
0	Incomplete													
1	Unverified													













				2 Complete														
Instrument: Study data (study_data)																		
 	119	study_id	Study ID (record the ID in the filename of the PDF):	text														
 	120	st_data_avail	Was there enough data available in the paper to extract or calculate a result compatible with the index meta-analysis ([index_ma])?	yesno <table border="1"> <tr> <td>1</td> <td>Yes</td> </tr> <tr> <td>0</td> <td>No</td> </tr> </table>	1	Yes	0	No										
1	Yes																	
0	No																	
 	121	st_design Show the field ONLY if: [st_data_avail] = '1'	Indicate the design of the study (e.g. parallel-group randomized trial, crossover trial, cohort study, case-control study):	text														
 	122	st_measure Show the field ONLY if: [st_data_avail] = '1'	Specify the study effect measure for a result compatible with the index meta-analysis ([index_ma]):	radio <table border="1"> <tr> <td>0</td> <td>Risk ratio</td> </tr> <tr> <td>1</td> <td>Odds ratio</td> </tr> <tr> <td>2</td> <td>Hazard ratio</td> </tr> <tr> <td>3</td> <td>Rate ratio</td> </tr> <tr> <td>4</td> <td>Prevalence ratio</td> </tr> <tr> <td>5</td> <td>Mean difference</td> </tr> <tr> <td>6</td> <td>Standardized mean difference</td> </tr> </table>	0	Risk ratio	1	Odds ratio	2	Hazard ratio	3	Rate ratio	4	Prevalence ratio	5	Mean difference	6	Standardized mean difference
0	Risk ratio																	
1	Odds ratio																	
2	Hazard ratio																	
3	Rate ratio																	
4	Prevalence ratio																	
5	Mean difference																	
6	Standardized mean difference																	













 	123	st_def_event Show the field ONLY if: [st_measure] = '0' or [st_measure] = '1' or [st_measure] = '2' or [st_measure] = '3' or [st_measure] = '4'	Specify the definition/diagnostic criteria for the event (type 'NR' if not reported):	text								
 	124	st_scale Show the field ONLY if: [st_measure] = '5' or [st_measure] = '6'	Specify the outcome measurement instrument used to generate the result (type 'NR' if not reported):	text								
 	125	st_intervention Show the field ONLY if: [st_data_avail] = '1'	Specify the intervention/exposure (e.g. 'red meat 3 times a week'):	text								
 	126	st_comparator Show the field ONLY if: [st_data_avail] = '1'	Specify the comparator (e.g. 'red meat once a month'):	text								
 	127	st_time Show the field ONLY if: [st_data_avail] = '1'	Specify the time point for the result (e.g. 6 weeks; type 'NR' if not reported):	text								
 	128	st_itt Show the field ONLY if: [st_data_avail] = '1'	Specify the analysis sample for the result (type 'NR' if not reported):	radio <table border="1" data-bbox="1064 1145 1417 1361"> <tr> <td data-bbox="1064 1145 1099 1201">1</td> <td data-bbox="1099 1145 1417 1201">Intention-to-treat (ITT)</td> </tr> <tr> <td data-bbox="1064 1201 1099 1257">2</td> <td data-bbox="1099 1201 1417 1257">Modified ITT</td> </tr> <tr> <td data-bbox="1064 1257 1099 1313">3</td> <td data-bbox="1099 1257 1417 1313">Per-protocol</td> </tr> <tr> <td data-bbox="1064 1313 1099 1361">4</td> <td data-bbox="1099 1313 1417 1361">As-treated</td> </tr> </table>	1	Intention-to-treat (ITT)	2	Modified ITT	3	Per-protocol	4	As-treated
1	Intention-to-treat (ITT)											
2	Modified ITT											
3	Per-protocol											
4	As-treated											










				<table border="1"> <tr> <td>5</td> <td>Other</td> </tr> <tr> <td>6</td> <td>Unclear</td> </tr> </table>	5	Other	6	Unclear		
5	Other									
6	Unclear									
 	129	st_unadj Show the field ONLY if: [st_data_avail] = '1'	Was the result unadjusted or adjusted for covariates?	radio <table border="1"> <tr> <td>1</td> <td>Unadjusted</td> </tr> <tr> <td>2</td> <td>Adjusted</td> </tr> <tr> <td>3</td> <td>Unclear</td> </tr> </table>	1	Unadjusted	2	Adjusted	3	Unclear
1	Unadjusted									
2	Adjusted									
3	Unclear									
 	130	st_covar Show the field ONLY if: [st_unadj] = '2'	Which covariates were included in the model?	text						
 	131	st_other_id Show the field ONLY if: [st_data_avail] = '1'	Specify any other identifying characteristic of the result, e.g. 'subgroup analysis of men only' (type 'NA' if not applicable):	text						
 	132	st_event1 Show the field ONLY if: [st_measure] = '0' or [st_measure] = '1' or [st_measure] = '2' or [st_measure] = '3' or [st_measure] = '4'	Number of events in intervention/exposure group (type 'NR' if not reported):	text						
 	133	st_total1 Show the field ONLY if: [st_measure] = '0' or [st_measure] = '1' or [st_measure] = '2'	Sample size of intervention/exposure group (type 'NR' if not reported):	text						


		or [st_measure] = '3' or [st_measure] = '4'								
 	134	st_event2 Show the field ONLY if: [st_measure] = '0' or [st_measure] = '1' or [st_measure] = '2' or [st_measure] = '3' or [st_measure] = '4'	Number of events in comparator group (type 'NR' if not reported):	text						
 	135	st_total2 Show the field ONLY if: [st_measure] = '0' or [st_measure] = '1' or [st_measure] = '2' or [st_measure] = '3' or [st_measure] = '4'	Sample size of comparator group (type 'NR' if not reported):	text						
 	136	st_fvcs Show the field ONLY if: [st_measure] = '5' or [st_measure] = '6'	Which values were used to calculate means?	radio <table border="1" data-bbox="1064 810 1489 976"> <tr> <td>1</td> <td>Final values</td> </tr> <tr> <td>2</td> <td>Change from baseline values</td> </tr> <tr> <td>3</td> <td>Unclear</td> </tr> </table>	1	Final values	2	Change from baseline values	3	Unclear
1	Final values									
2	Change from baseline values									
3	Unclear									
 	137	st_meansd Show the field ONLY if: [st_measure] = '5' or [st_measure] = '6'	Were means and standard deviations reported for each group?	yesno <table border="1" data-bbox="1064 1034 1169 1145"> <tr> <td>1</td> <td>Yes</td> </tr> <tr> <td>0</td> <td>No</td> </tr> </table>	1	Yes	0	No		
1	Yes									
0	No									
 	138	st_mean1 Show the field ONLY if: [st_measure] = '5' or [st_measure] = '6'	Mean of intervention/exposure group (type 'NR' if not reported):	text						

 	139	st_sd1 Show the field ONLY if: [st_measure] = '5' or [st_measure] = '6'	Standard deviation of intervention/exposure group (type 'NR' if not reported):	text
 	140	st_n1 Show the field ONLY if: [st_measure] = '5' or [st_measure] = '6'	Sample size of intervention/exposure group (type 'NR' if not reported or 'Paired N' if this was a before-after comparison):	text
 	141	st_mean2 Show the field ONLY if: [st_measure] = '5' or [st_measure] = '6'	Mean of comparator group (type 'NR' if not reported):	text
 	142	st_sd2 Show the field ONLY if: [st_measure] = '5' or [st_measure] = '6'	Standard deviation of comparator group (type 'NR' if not reported):	text
 	143	st_n2 Show the field ONLY if: [st_measure] = '5' or [st_measure] = '6'	Sample size of comparator group (type 'NR' if not reported or 'Paired N' if this was a before-after comparison):	text
 	144	st_semean1 Show the field ONLY if: [st_meansd] = '0'	Standard error of the mean of the intervention/exposure group (type 'NR' if not reported):	text

 	145	st_lcimean1 Show the field ONLY if: [st_meansd] = '0'	Lower 95% confidence interval of the mean of the intervention/exposure group (type 'NR' if not reported):	text
 	146	st_ucimean1 Show the field ONLY if: [st_meansd] = '0'	Upper 95% confidence interval of the mean of the intervention/exposure group (type 'NR' if not reported):	text
 	147	st_semean2 Show the field ONLY if: [st_meansd] = '0'	Standard error of the mean of the comparator group (type 'NR' if not reported):	text
 	148	st_lcimean2 Show the field ONLY if: [st_meansd] = '0'	Lower 95% confidence interval of the mean of the comparator group (type 'NR' if not reported):	text
 	149	st_ucimean2 Show the field ONLY if: [st_meansd] = '0'	Upper 95% confidence interval of the mean of the comparator group (type 'NR' if not reported):	text
 	150	st_est Show the field ONLY if: [st_data_avail] = '1'	Study effect estimate (type 'NR' if not reported):	text

 	151	st_seest Show the field ONLY if: [st_data_avail] = '1'	Standard error of the study effect estimate (type 'NR' if not reported):	text								
 	152	st_lciest Show the field ONLY if: [st_data_avail] = '1'	Lower 95% confidence interval of the study effect estimate (type 'NR' if not reported):	text								
 	153	st_uciest Show the field ONLY if: [st_data_avail] = '1'	Upper 95% confidence interval of the study effect estimate (type 'NR' if not reported):	text								
 	154	st_ci_level	If the confidence interval (CI) was not a 95% CI, specify the CI level (e.g. 90% CI, 99% CI); otherwise leave blank	text								
 	155	st_pvalue Show the field ONLY if: [st_data_avail] = '1'	Specify the exact P-value for the study effect estimate (type 'NR' if not reported):	text								
 	156	st_direction Show the field ONLY if: [st_data_avail] = '1'	Specify the direction of the study effect estimate (note: ignore the statistical significance of the effect, just focus on the direction):	<table border="1"> <tr> <td colspan="2">radio</td> </tr> <tr> <td>1</td> <td>Favours intervention or exposure</td> </tr> <tr> <td>2</td> <td>Favours comparator</td> </tr> <tr> <td>3</td> <td>Neutral (e.g. RR is somewhere between 0.95 and 1.05 or MD is somewhere between -0.05 and 0.05)</td> </tr> </table>	radio		1	Favours intervention or exposure	2	Favours comparator	3	Neutral (e.g. RR is somewhere between 0.95 and 1.05 or MD is somewhere between -0.05 and 0.05)
radio												
1	Favours intervention or exposure											
2	Favours comparator											
3	Neutral (e.g. RR is somewhere between 0.95 and 1.05 or MD is somewhere between -0.05 and 0.05)											

				4 Unclear						
 	157	st_location Show the field ONLY if: [st_data_avail] = '1'	Specify the location of the data in the report (e.g. Table 2, Figure 1, text page 378):	text						
 	158	incl_ma Show the field ONLY if: [st_data_avail] = '1'	Does the study effect estimate and 95% CI match the one included in the index meta-analysis? (note: if the study effect estimate and 95% CI were not reported in the study paper, calculate these values from the summary statistics)	radio <table border="1" data-bbox="1064 481 1220 646"> <tr> <td>1</td> <td>Yes</td> </tr> <tr> <td>2</td> <td>No</td> </tr> <tr> <td>3</td> <td>Unclear</td> </tr> </table>	1	Yes	2	No	3	Unclear
1	Yes									
2	No									
3	Unclear									
 	159	st_error Show the field ONLY if: [incl_ma] = '1'	Were the data entered by the systematic reviewers incorrect in any way (e.g. wrong sample size for cross-over trials, or standard error entered as standard deviation)?	yesno <table border="1" data-bbox="1064 904 1169 1016"> <tr> <td>1</td> <td>Yes</td> </tr> <tr> <td>0</td> <td>No</td> </tr> </table>	1	Yes	0	No		
1	Yes									
0	No									
 	160	st_error_text Show the field ONLY if: [st_error] = '1'	Describe how the data were entered incorrectly by the systematic reviewers:	notes						
	161	st_notes	Notes	notes						

										
	162	study_data_complete	Section Header: <i>Form Status</i> Complete?	dropdown <table border="1" data-bbox="1061 296 1263 462"> <tr> <td data-bbox="1061 296 1099 352">0</td> <td data-bbox="1099 296 1263 352">Incomplete</td> </tr> <tr> <td data-bbox="1061 352 1099 408">1</td> <td data-bbox="1099 352 1263 408">Unverified</td> </tr> <tr> <td data-bbox="1061 408 1099 462">2</td> <td data-bbox="1099 408 1263 462">Complete</td> </tr> </table>	0	Incomplete	1	Unverified	2	Complete
0	Incomplete									
1	Unverified									
2	Complete									

Supplementary Table S3: Content of decision rules reported in systematic review protocols and systematic reviews

Type of decision rule	Protocols (N=14) n (%)	Systematic reviews (N=42) n (%)
Measurement of outcome		
Not applicable as the index outcome was defined by a particular /definition/criteria	1 (7)	1 (2)
No decision rule	13 (93)	41 (98)
Intervention/exposure and /control groups		
If the same intervention/exposure, but more than one intake level, then select the highest/lowest level	1 (7)	19 (45)
If the same intervention/exposure, but with two intake levels, then combine into one group;	1 (7)	2 (5)
If two different interventions/ exposures, include each as separate comparison	1 (7)	2 (5)
*Other	-	1 (2)
No decision rule	11 (79)	18 (43)
Time points		
End of the study	0	1 (2)
Other specific time point	0	2 (5)
No decision rule	14 (100)	39 (93)
Final versus change from baseline values		
Final values preferred	0	0
Change from baseline values preferred	0	6 (14)
No decision rule	14 (100)	36 (86)
Unadjusted versus covariate adjusted analyses		
Unadjusted analyses preferred to adjusted	0	1(2)
Adjusted analyses preferred to unadjusted	0	3 (7)
Most adjusted analyses preferred if multiple adjusted analyses were reported	1 (7)	3 (7)
No decision rule	13 (93)	35 (83)
Period or paired analyses in cross-over RCTs		
First period results only	0	2 (5)
No decision rule	14 (100)	40 (95)
Analyses undertaken on multiple samples		
Intention-to-treat (ITT) analysis preferred	0	0
Modified ITT analysis preferred (if missing data, modified (last observation carried forward) ITT analysis preferred over per-protocol or as-treated analysis	0	0
Per protocol	0	0
As-treated analysis	0	0
No decision rule	14 (100)	42 (100)

*Classified based on the authors' description (e.g. when two or more healthy dietary patterns were presented, researchers generally considered a healthy pattern one that mostly included protective foods, such as vegetables, fruits, fish, legumes, whole grains, and low-fat dairy products); ITT: Intention to treat; RCTs: Randomised Controlled Trials

Supplementary Table S4: Number of systematic reviews that had a discrepancy between the review protocol and review in the eligibility criteria or decision rules to select results (N=14)

Type of eligibility criterion and decision rule discrepancy	Any n (%)	Addition n (%)	Omission n (%)	Modification n (%)
Total				
Discrepancy in at least one eligibility criterion	14 (100)	14 (100)	0	0
Discrepancy in at least one decision rule	14 (100)	13 (93)	0	1 (7)
Intervention/control groups				
Eligibility criteria	1 (7)	1 (7)	0	0
Decision rule	12 (86)	11 (79)	0	1 (7)
Time points				
Eligibility criteria	3 (21)	3 (21)	0	0
Decision rule	2 (14)	2 (14)	0	0
Analyses				
Eligibility criteria for any type of analysis	14 (100)	14 (100)	0	0
Decision rule for any type of analysis	14 (100)	14 (100)	0	0
Decision rule for analyses undertaken on multiple samples (e.g. ITT versus per-protocol)	0	0	0	0
Decision rule for unadjusted versus covariate adjusted analyses	13 (93)	13 (93)	0	0
Decision rule for period versus paired analyses in cross- over RCTs	0	0	0	0
Other decision rule	0	0	0	0

ITT: Intention to treat; RCTs: Randomised Controlled Trials