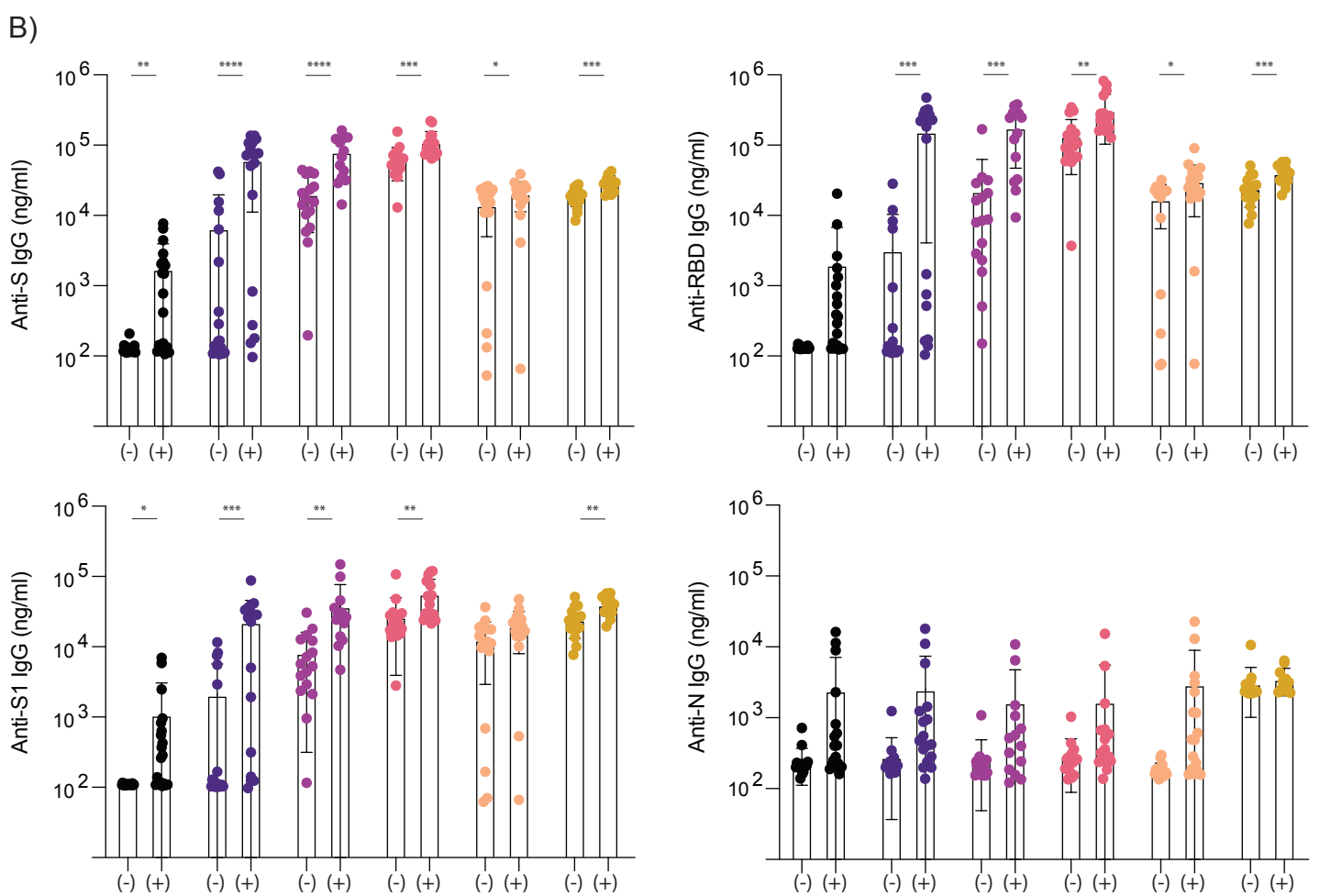
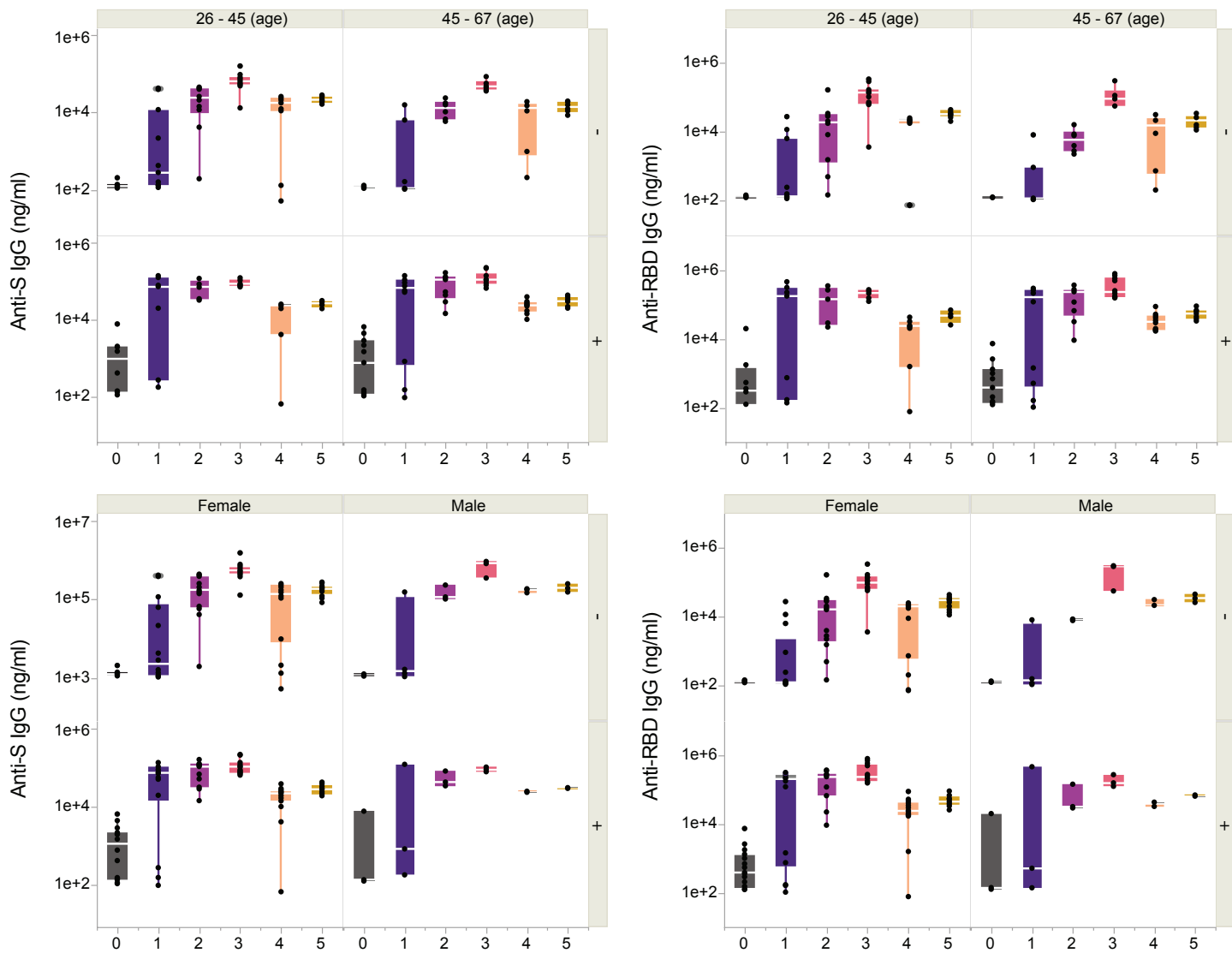
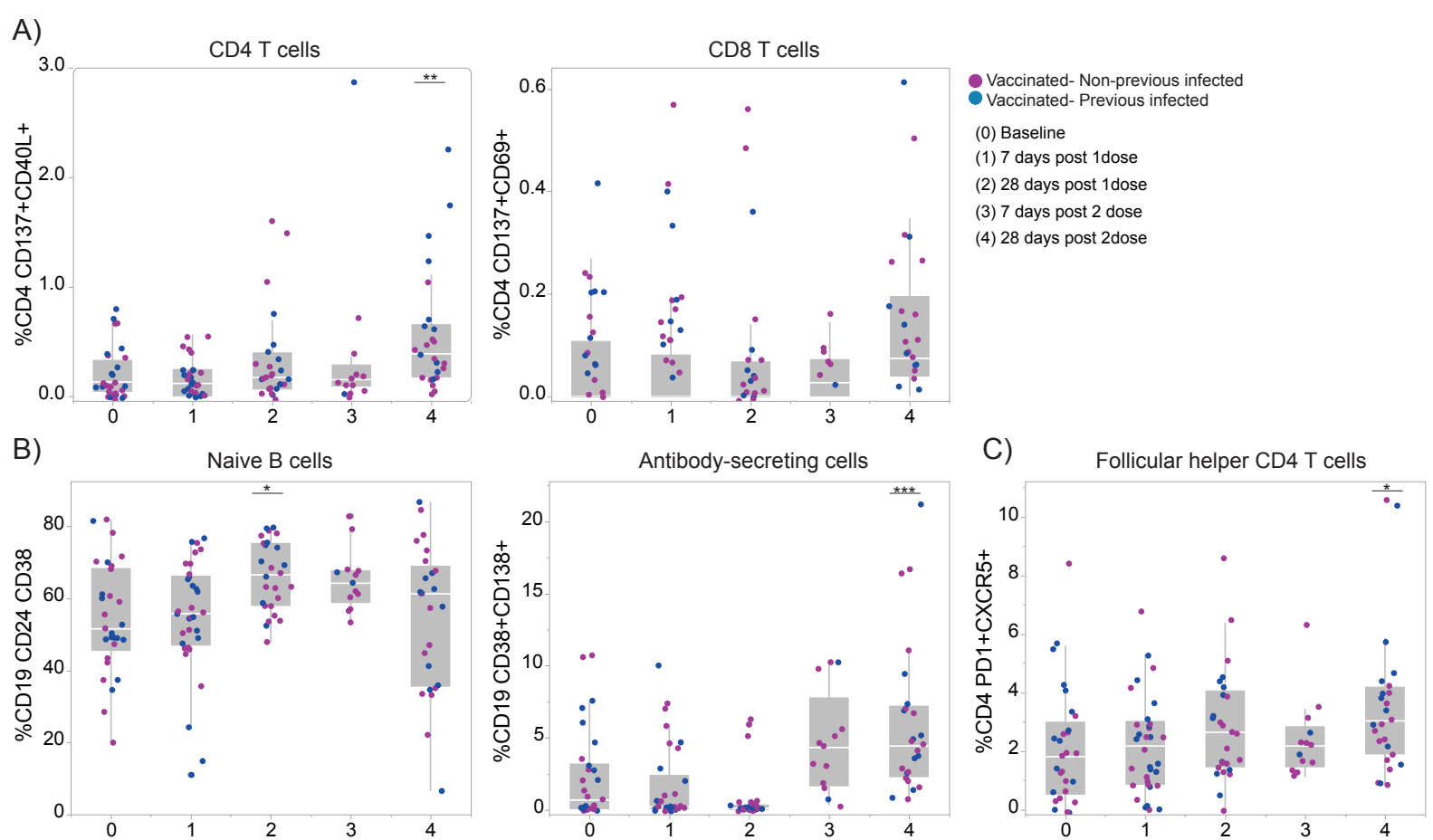
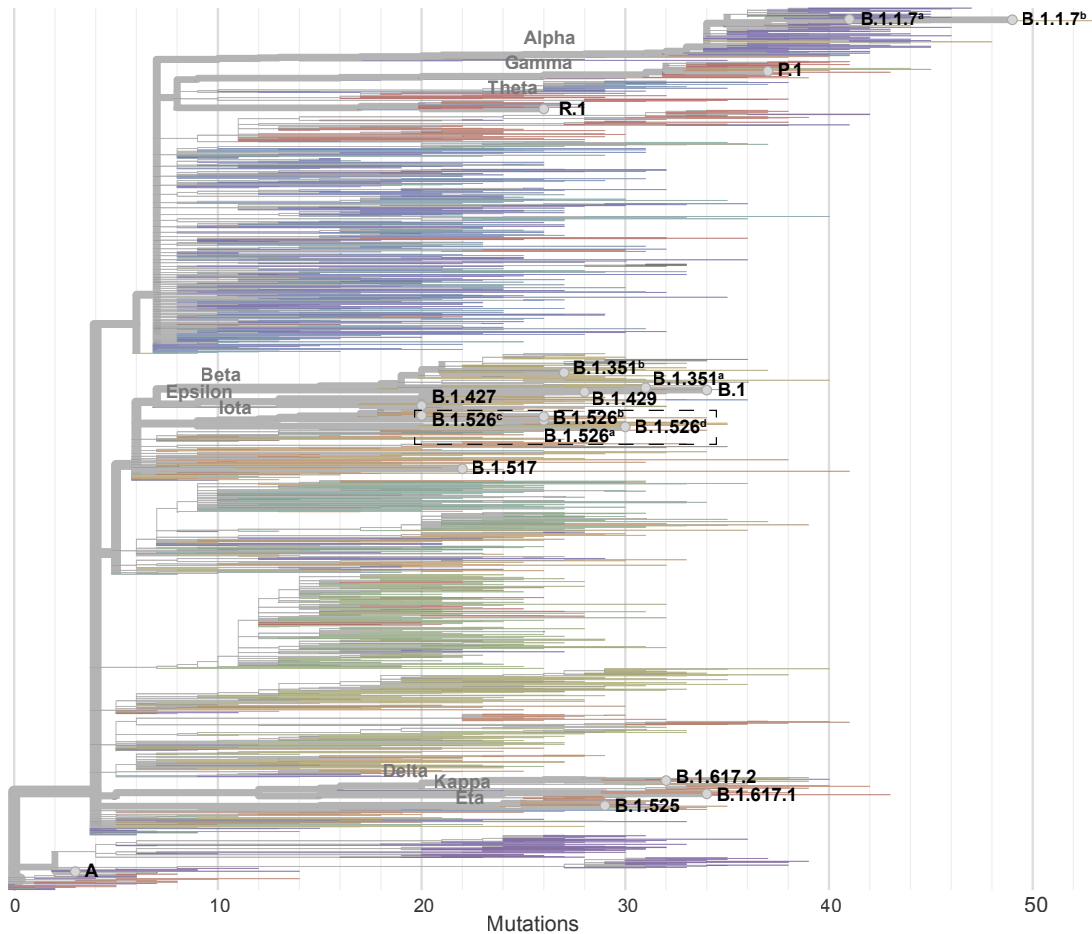


A) ● (0) Baseline      ● (3) 7 days post 2 dose      (-) Vaccinated- Non-previous infected  
 ● (1) 7 days post 1dose      ● (4) 28 days post 2dose      (+) Vaccinated- Previous infected  
 ● (2) 28 days post 1dose      ● (5) 70 days post 2dose

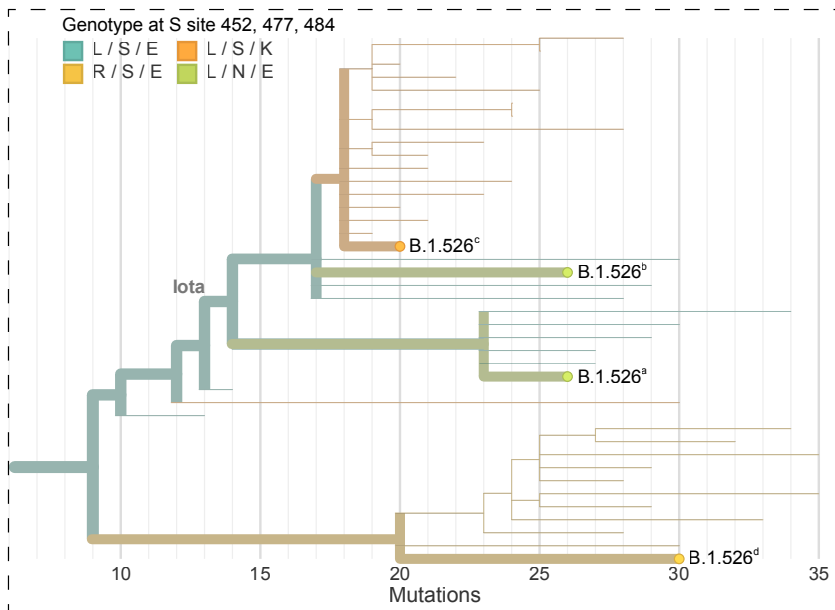


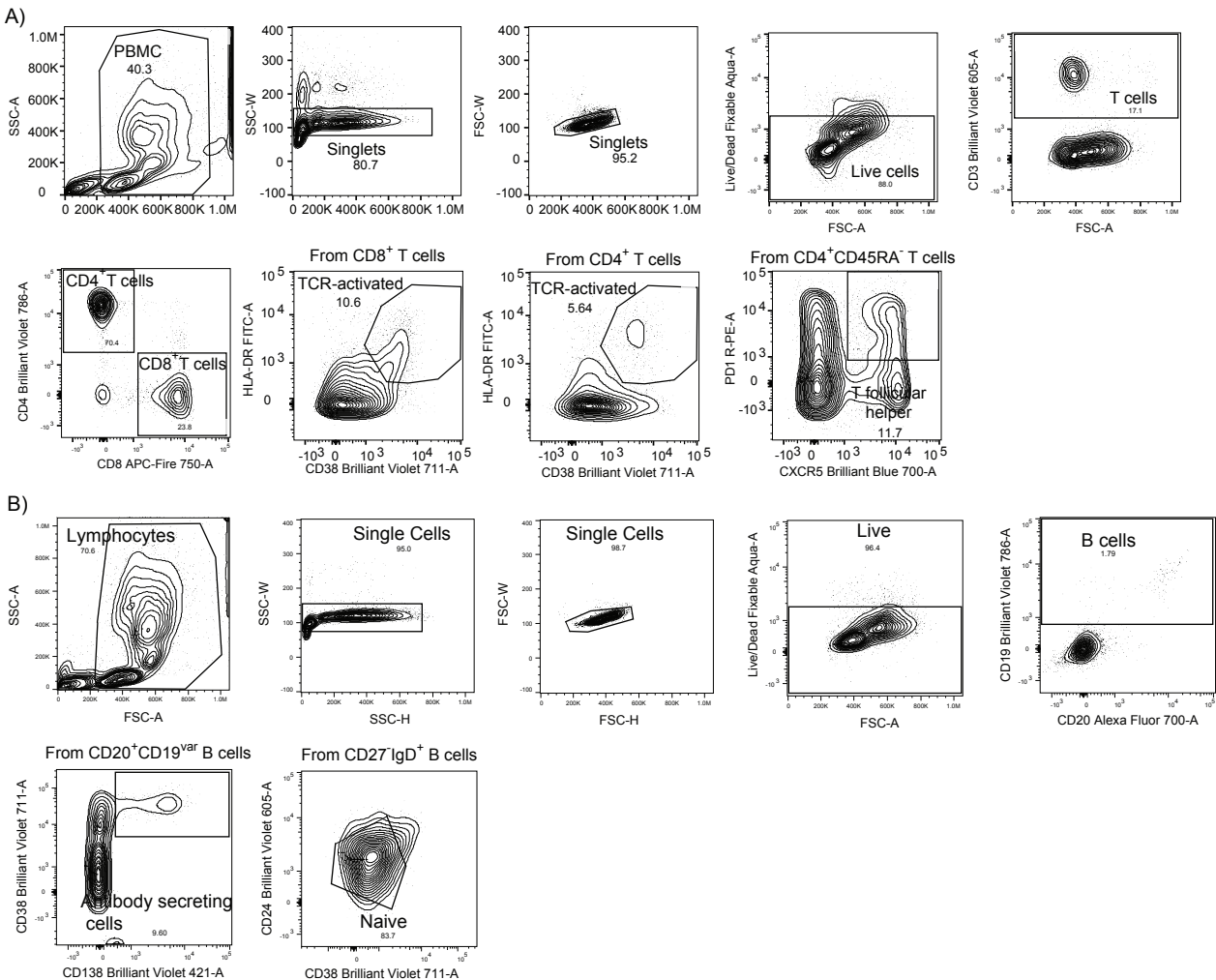


A)



B)





	Age (years)	Vaccine		Sex		SeroStatus	
		Moderna	Pfizer	Female	Male	Negative	Positive
<b>Total Cohort %</b>	#DIV/0!	80.56	19.44	80.56	19.44	50.0	50.0
<b>Non- Previous exposed %</b>	44.28 (1.833 ± 4.242)	61.11	38.88	77.7	83.33		
<b>Previous exposed %</b>	46.11 (1.833 ± 4.242)	100.0	0.0	22.22	16.66		

Volunteers ID	Age range	Sex	SeroStatus	Vaccine	Age Range	
1	B	Female	Negative	Pfizer	A	26-35
2	B	Female	Negative	Pfizer	B	36-45
3	B	Female	Negative	Moderna	C	46-55
4	C	Female	Negative	Moderna	D	56-65
5	C	Female	Negative	Pfizer	E	66-75
6	B	Female	Negative	Pfizer		
7	E	Female	Negative	Moderna		
8	B	Female	Negative	Moderna		
9	C	Male	Negative	Moderna		
10	A	Female	Negative	Pfizer		
11	B	Female	Negative	Moderna		
12	B	Male	Negative	Moderna		
13	D	Male	Negative	Moderna		
14	A	Female	Negative	Moderna		
15	D	Female	Negative	Pfizer		
16	B	Female	Negative	Moderna		
17	A	Female	Negative	Moderna		
18	C	Male	Negative	Pfizer		
20	D	Female	Positive	Moderna		
21	A	Female	Positive	Moderna		
22	D	Female	Positive	Moderna		
24	E	Female	Positive	Moderna		
25	C	Female	Positive	Moderna		
26	B	Female	Positive	Moderna		
27	C	Male	Positive	Moderna		
28	D	Female	Positive	Moderna		
30	A	Male	Positive	Moderna		
31	A	Female	Positive	Moderna		
32	C	Female	Positive	Moderna		
33	A	Female	Positive	Moderna		
34	A	Female	Positive	Moderna		
35	C	Female	Positive	Moderna		
36	D	Female	pOsitive	Moderna		
37	D	Female	Positive	Moderna		
38	D	Female	Positive	Moderna		
39	A	Male	Positive	Moderna		

Lineage GenBank Accession	A	B.1.526 <sup>a</sup> MZ467323	B.1.526 <sup>b</sup> MZ467333	B.1.1.7 <sup>a</sup> MZ202178	B.1.517 MZ468008	B.1.526 <sup>c</sup> MZ201303	B.1.617.2 MZ468047	R.1 MZ467697	B.1.427 MZ467318	B.1.526 <sup>d</sup> MZ467322	B.1.429 MZ467319	B.1.525 MZ467313	B.1.617.1 MZ468046	P.1 MZ202306	B.1 MZ467989	B.1.1.7 <sup>b</sup> MZ467988	B.1.351 <sup>a</sup> MZ468007	B.1.351 <sup>b</sup> MZ202314
E							V62F						L21F				P71L	P71L
M							I82T	F28L T175M					I82T	I82S				
N		P13L S202R A414V	P199L M234I	D3L R203K G204R S235F	S206F	P199L M234I	D63G R203M D377Y	S187L R203K G204R Q418H	T205I T362I	T205I M234I	T205I M234I	M1- S2M D3Y A12G T205I	R203M D377Y	P80R R203K G204R	D3Y T205I	D3L R203K G204R S235F	T205I	T205I
ORF1a		T265I T1840I G1946S L3201P L3201P S3675- G3676- F3677-	T265I A1352V L3201P P3504S S3675- G3676- F3677-	T1001I P1213L A1708D I2230T M2259I S3675- G3676- F3677-	T265I A541S G989V H1580Y	T265I T2977I L3201P S3675- G3676- F3677-	P309L A405V P1640L A3209V V3718A		T265I S3158T	T265I T2087I K3162E	T265I I4205V	T2007I L2609I S3675- G3676- F3677-	T1567I T3646A	S1188L K1795Q G2941S V649F S3675- T708I A1049V T1854I K2497N R3542C M4375T	G150S T265I V649F T708I A1049V T1854I M2259I S3675- G3676- S3675- M4375T	E913D T1001I A1306T A1708D P2046L I2230T M2259I G3676- F3677-	T265I T333M Y1598C K1655N K1655N E1843D T2174I K3353R S3675- G3676- F3677-	T265I K1655N S3675- G3676- F3677- L3736F T4065I L3829F
ORF1b		P314L Q1011H	P314L Q1011H	P218L P314L A1432V	P314L D1506N P2633S	P314L Q1011H R1078C	P314L G662S P1000L P1570L	P314L G814C D1183Y P1936H	P314L P976L	P314L	P314L D1183Y G2436C	P314F	P314L G1129C A1291S M1352I K2310R S2312A	P314L A1219S E1264D	T132I P314L	P218L P314L T1511I	P314L T1050I Y2608H	P314L
ORF3a		P42L Q57H	P42L Q57H	Q57H D210E	P42L Q57H	S26L	Q57H	P42L Q57H	Q57H	P42L Q57H	Q57H	S92L	S26L Q57H S253P P104S S171L	Q57H P104S S171L		Q57H S171L	Q57H W131L S171L	
ORF6												M1- F2M						
ORF7a		L116F					V82A L116F T120I			P34S		A105S N43Y V82A						V93F
ORF8	L84S	T11I	T11I	Q27* R52I K68* Y73C	E59*	T11I	D119- F120-			T11I P36S A51S	V100L			E92K	E106D	Q27* R52I K68* Y73C	I121L	R115L
ORF9b		P10S	T83I				T60A					H9D		Q77E				
S		L5F T95I D253G S477N D614G Q957R	L5F T95I D253G S477N D614G A701V	H69- V70- Y144- N501Y A570D D614G T716I S982A D1118H	N501T Q613H D614G G639V	L5F T95I D253G E484K R158G D614G A701V	T19R E156- F157- R158G D614G L452R T478K D614G P681R D950N L1141W	W152L E484K L452R D614G G769V	S13I W152C L452R D614G	D80G Y144- F157S L452R D614G T791I T859N D950H	S13I W152C L452R D614G	H69- V70- Y144- Q52R A67V E484K D614G Q677H F888L	T95I G142D E154K L452R D138Y R190S D614G K417T E484K N501Y D614G H655Y T1027I V1176F	L18F T20N N501T D614G E484K L241Y N501Y D614G S982A D1118H	E484K N501T D614G E484K N501Y D614G S982A D1118H	H69- V70- Y144- E484K N501Y D614G E484K N501Y D614G A701V D614G	D80A D215G L241- L241- A243- L242- A243- K417N E484K N501Y D614G A701V D614G Q677H R682W A701V	L18F D80A D215G L241- L241- A243- L242- A243- K417N E484K N501Y D614G A701V D614G Q677H R682W A701V

Abbreviations: E = envelope, M = membrane, N = nucleocapsid, ORF = open reading frame, S = spike.