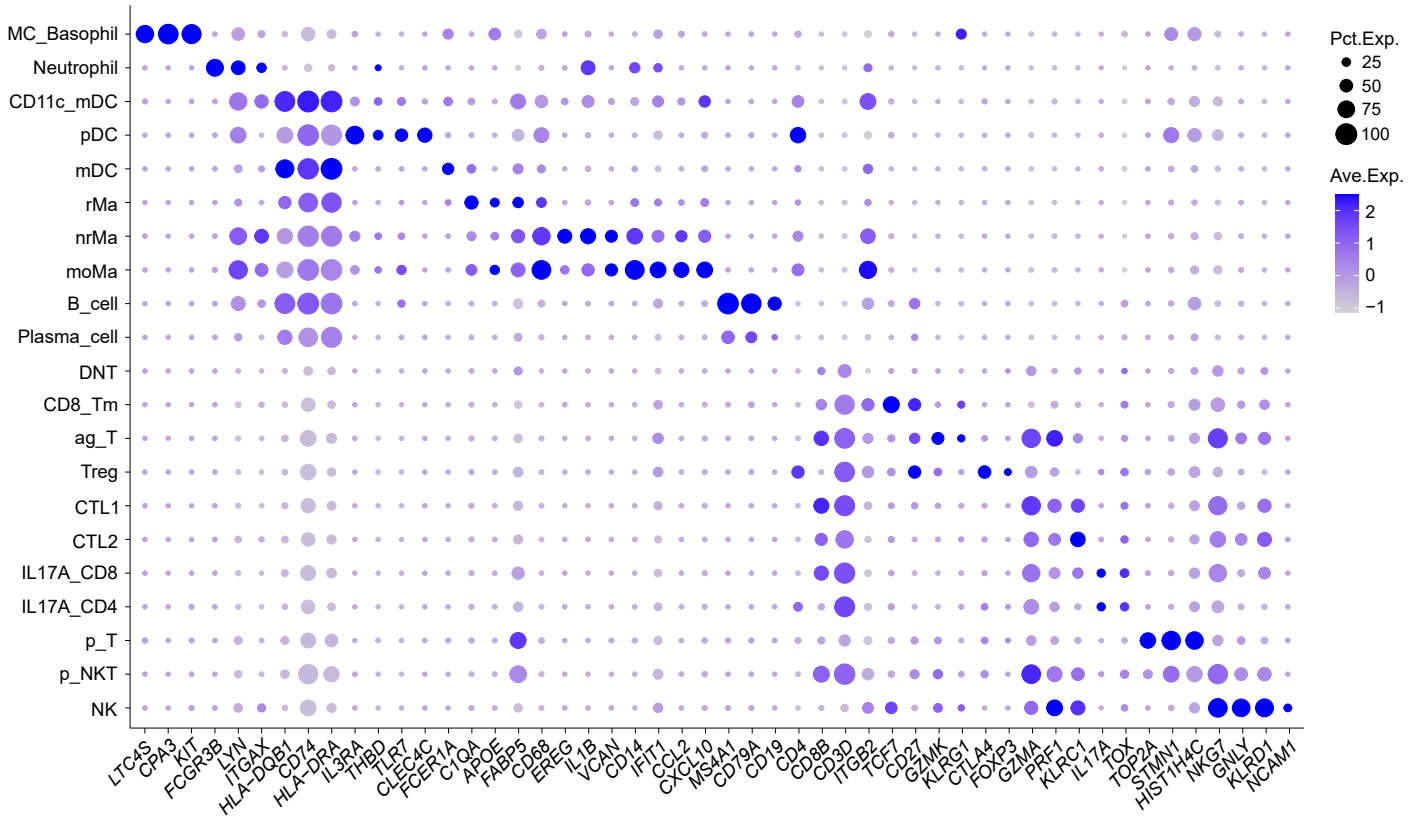
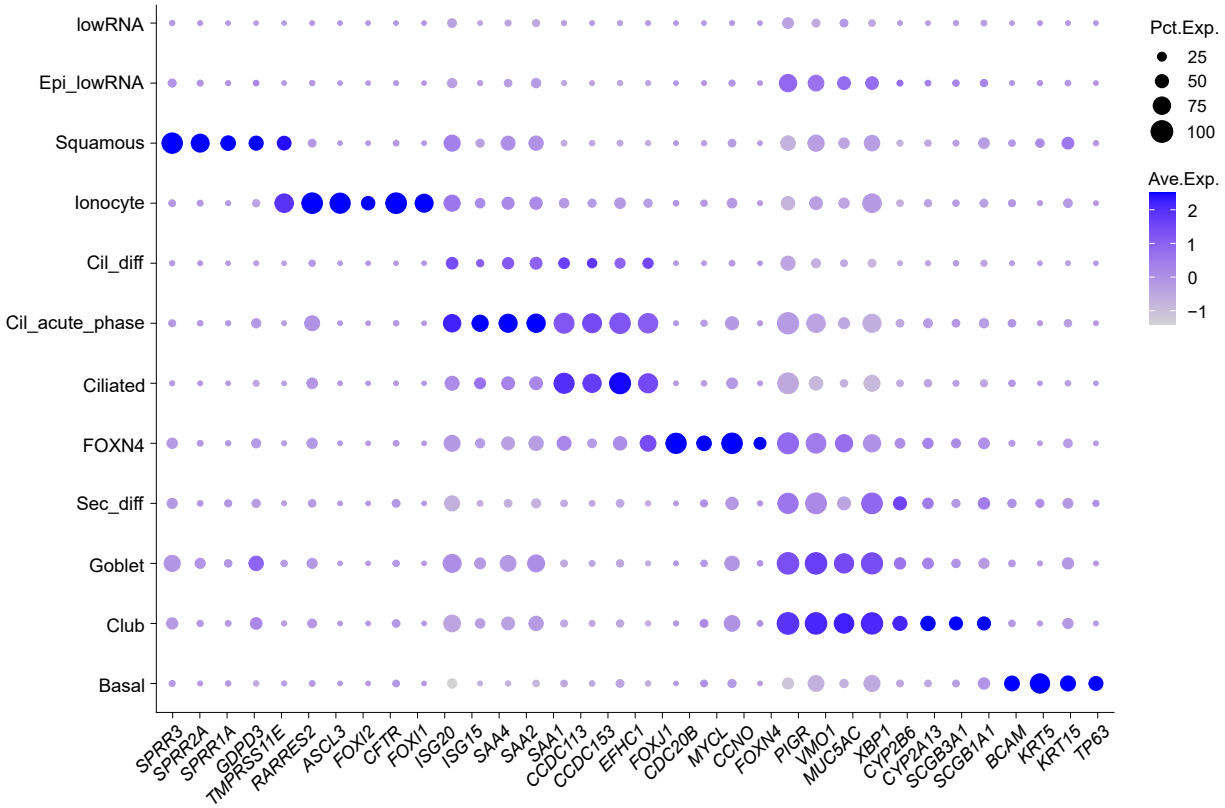


EDF1

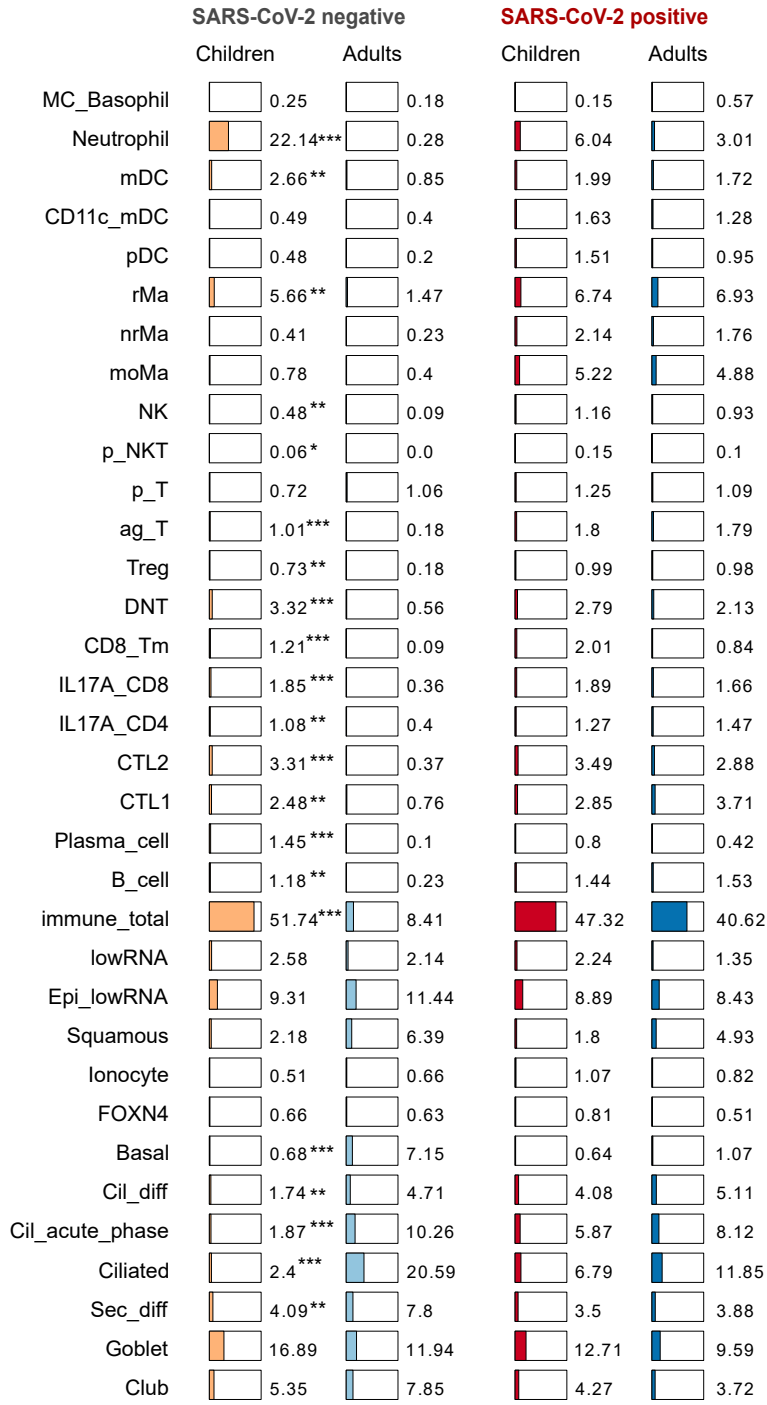
a



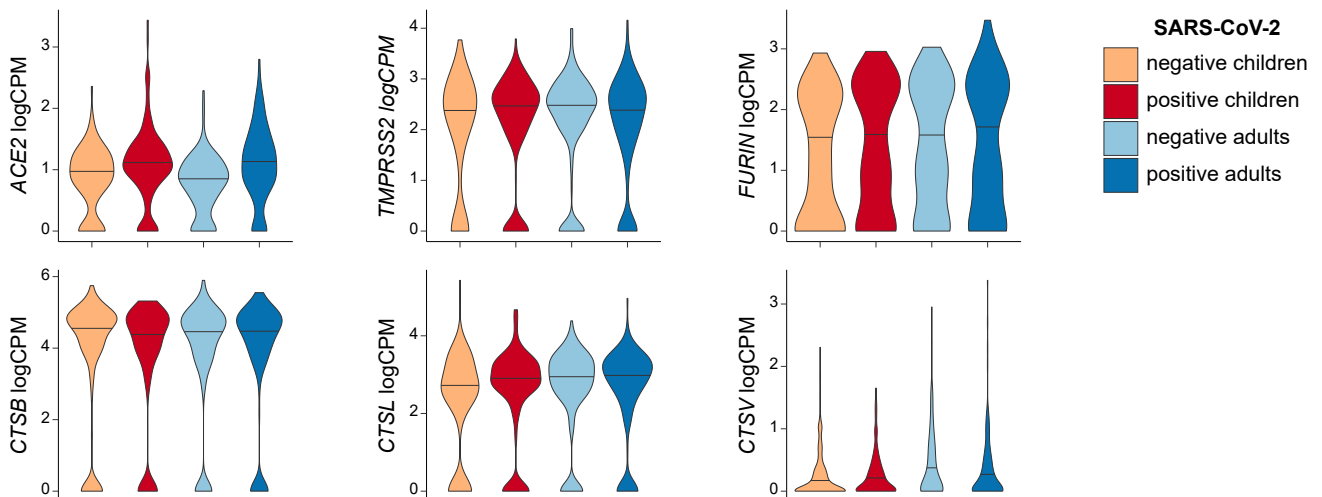
b



a



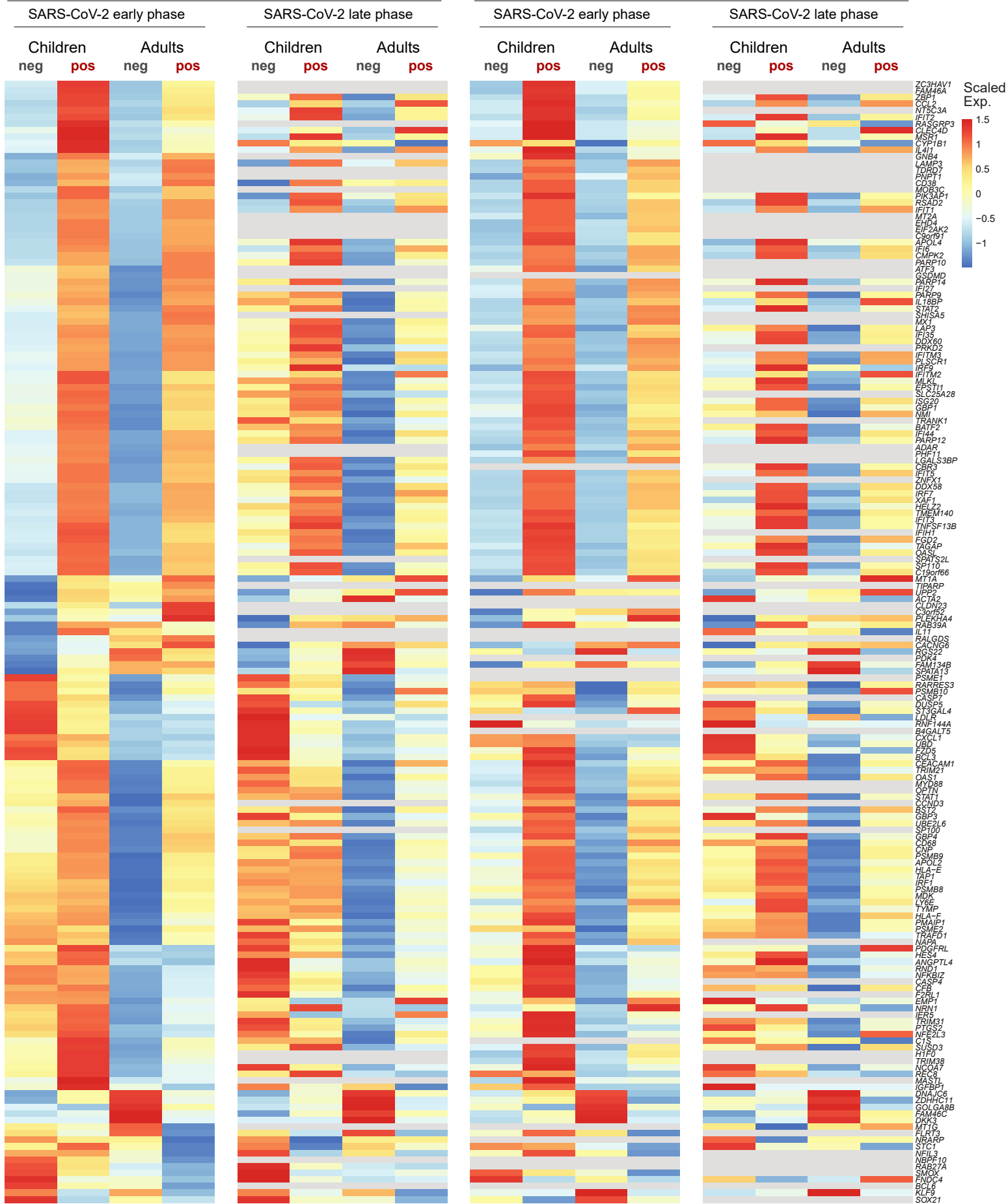
b



EDF3

all epithelial cells

all ciliated cells



Supplementary Table 1: Characteristics of the **(a)** positive (n = 45) and **(b)** negative (n = 42) individuals included in the here present study.

(a)

Patient-ID	Gender	Age (years)	SARS-CoV-2	WHO	Sampling dps*	Sampling dpP#
BIH-c-CoV-01	f	< 1 year	positive	mild	8	0
BIH-c-CoV-02	m	< 1 year	positive	mild	3	3
BIH-c-CoV-03	m	1-5	positive	asymptomatic	no symptoms	2
BIH-c-CoV-04	f	6-10	positive	mild	1	1
BIH-c-CoV-05	m	6-10	positive	mild	11	6
BIH-c-CoV-06	m	6-10	positive	mild	1	0
BIH-c-CoV-07	f	6-10	positive	moderate	7	0
BIH-c-CoV-08	m	6-10	positive	mild	4	1
BIH-c-CoV-09	m	6-10	positive	mild	6	0
BIH-c-CoV-10	f	11-15	positive	asymptomatic	no symptoms	0
BIH-c-CoV-11	m	11-15	positive	mild	2	0
BIH-c-CoV-12	m	11-15	positive	moderate	9	0
BIH-c-CoV-13	m	11-15	positive	mild	3	2
BIH-c-CoV-14	m	16-20	positive	moderate	2	2
BIH-c-CoV-15	f	16-20	positive	mild	5	4
BIH-c-CoV-16	f	16-20	positive	mild	3	0
BIH-c-CoV-17	m	1-5	positive	moderate	3	4
BIH-c-CoV-18	m	1-5	positive	moderate	0	4
BIH-c-CoV-19	f	1-5	positive	mild	6	3
BIH-c-CoV-20	f	6-10	positive	mild	6	6
BIH-c-CoV-21	m	6-10	positive	mild	5	0
BIH-c-CoV-22	f	6-10	positive	mild	5	0
BIH-c-CoV-23	f	11-15	positive	moderate	2	8
BIH-c-CoV-24	m	11-15	positive	moderate	6	7
BIH-a-CoV-01	f	26-30	positive	moderate	2	2
BIH-a-CoV-02	f	26-30	positive	mild	6	0
BIH-a-CoV-03	f	31-35	positive	mild	4	0
BIH-a-CoV-04	f	31-35	positive	mild	8	0
BIH-a-CoV-05	f	31-35	positive	moderate	5	3
BIH-a-CoV-06	m	31-35	positive	moderate	0	0
BIH-a-CoV-07	f	36-40	positive	moderate	12	0
BIH-a-CoV-08	f	41-45	positive	moderate	10	7
BIH-a-CoV-09	f	41-45	positive	moderate	4	6
BIH-a-CoV-10	m	41-45	positive	moderate	11	2
BIH-a-CoV-11	m	46-50	positive	moderate	11	0
BIH-a-CoV-12	f	46-50	positive	moderate	10	3
BIH-a-CoV-13	m	46-50	positive	mild	3	6
BIH-a-CoV-14	f	31-35	positive	mild	2	0
BIH-a-CoV-15	m	31-35	positive	mild	0	1
BIH-a-CoV-16	m	31-35	positive	mild	0	0
BIH-a-CoV-17	f	36-40	positive	mild	4	0
BIH-a-CoV-18	f	36-40	positive	mild	2	0
BIH-a-CoV-19	m	76-80	positive	moderate	3	1
BIH-a-CoV-20	m	46-50	positive	mild	4	0
BIH-a-CoV-21	m	41-45	positive	moderate	3	7

*days post onset of symptoms; #days post first positive PCR

Supplementary Table 1: Continued.**(b)**

Patient-ID	Gender	Age (years)	SARS-CoV-2	WHO	Sampling dps*
BIH-c-Con-01	f	1-5	negative	negative	no symptoms
BIH-c-Con-02	m	1-5	negative	negative	no symptoms
BIH-c-Con-03	f	1-5	negative	negative	no symptoms
BIH-c-Con-04	f	1-5	negative	negative	no symptoms
BIH-c-Con-05	m	6-10	negative	negative	no symptoms
BIH-c-Con-06	f	6-10	negative	negative	no symptoms
BIH-c-Con-07	m	6-10	negative	negative	no symptoms
BIH-c-Con-08	m	6-10	negative	negative	no symptoms
BIH-c-Con-09	m	6-10	negative	negative	no symptoms
BIH-c-Con-10	f	6-10	negative	negative	no symptoms
BIH-c-Con-11	f	6-10	negative	negative	no symptoms
BIH-c-Con-12	m	6-10	negative	negative	no symptoms
BIH-c-Con-13	f	6-10	negative	negative	no symptoms
BIH-c-Con-14	m	11-15	negative	negative	no symptoms
BIH-c-Con-15	m	11-15	negative	negative	no symptoms
BIH-c-Con-16	f	11-15	negative	negative	no symptoms
BIH-c-Con-17	m	11-15	negative	negative	no symptoms
BIH-c-Con-18	m	16-20	negative	negative	no symptoms
BIH-a-Con-01	m	21-25	negative	negative	no symptoms
BIH-a-Con-02	m	26-30	negative	negative	no symptoms
BIH-a-Con-03	f	26-30	negative	negative	no symptoms
BIH-a-Con-04	m	26-30	negative	negative	no symptoms
BIH-a-Con-05	f	26-30	negative	negative	no symptoms
BIH-a-Con-06	m	31-35	negative	negative	no symptoms
BIH-a-Con-07	f	31-35	negative	negative	no symptoms
BIH-a-Con-08	f	36-40	negative	negative	no symptoms
BIH-a-Con-09	m	36-40	negative	negative	no symptoms
BIH-a-Con-10	f	41-45	negative	negative	no symptoms
BIH-a-Con-11	f	41-45	negative	negative	no symptoms
BIH-a-Con-12	m	46-50	negative	negative	no symptoms
BIH-a-Con-13	f	46-50	negative	negative	no symptoms
BIH-a-Con-14	f	46-50	negative	negative	no symptoms
BIH-a-Con-15	f	61-65	negative	negative	no symptoms
BIH-a-Con-16	f	61-65	negative	negative	no symptoms
BIH-a-Con-17	m	61-65	negative	negative	no symptoms
BIH-a-Con-18	f	66-70	negative	negative	no symptoms
BIH-a-Con-19	f	66-70	negative	negative	no symptoms
BIH-a-Con-20	m	61-65	negative	negative	no symptoms
BIH-a-Con-21	f	61-65	negative	negative	no symptoms
BIH-a-Con-22	m	76-80	negative	negative	no symptoms
BIH-a-Con-23	m	55-60	negative	negative	no symptoms

*days post onset of symptoms

Supplementary Table 2: Summary of cohort characteristics.

	SARS-CoV-2 negative	SARS-CoV-2 positive
children		
female	8	10
male	10	14
0-6 years	4	7
7-10 years	9	7
11-18 years	5	10
median age (years)	9.0 ± 3.8	9.0 ± 5.6
mean dps* (days)	-	4.5 ± 2.8
mean dpP# (days)	-	2.2 ± 2.5
adults		
female	13	12
male	10	9
median age (years)	46.0 ± 16.3	39.0 ± 10.4
mean dps* (days)	-	5.0 ± 3.7
mean dpP# (days)	-	1.8 ± 2.5

*days post onset of symptoms, #days post first positive PCR test