

1 **TITLE PAGE**

2  
3 **Title:** Prevention of COVID-19 by mRNA-based vaccines within the general population of California

4  
5 **Running head:** COVID-19 vaccine effectiveness

6  
7 **Authors:** Kristin L. Andrejko, BS<sup>1,\*</sup>, Jake Pry, PhD<sup>2,\*</sup>, Jennifer F. Myers, MPH<sup>2</sup>, Nicholas P. Jewell,  
8 PhD<sup>1,3</sup>, John Openshaw, MD<sup>2</sup>, James Watt, MD, MPH,<sup>2</sup> Seema Jain, MD,<sup>2,†</sup> Joseph A. Lewnard,  
9 PhD<sup>1,4,5,†,§</sup> on behalf of the California COVID-19 Case-Control Study Team<sup>‡</sup>

- 10  
11 1. Division of Epidemiology and Biostatistics, School of Public Health, University of California at  
12 Berkeley, Berkeley, California, United States  
13 2. California Department of Public Health, Richmond, California, United States  
14 3. Department of Medical Statistics, London School of Hygiene and Tropical Medicine, London,  
15 United Kingdom  
16 4. Division of Infectious Diseases & Vaccinology, School of Public Health, University of California,  
17 Berkeley, Berkeley, California, United States  
18 5. Center for Computational Biology, College of Engineering, University of California, Berkeley,  
19 Berkeley, California, United States

20  
21 \* KA and JP contributed equally to the study.

22 † SJ and JAL jointly supervised the study.

23  
24 § Corresponding author:

25 Joseph A. Lewnard, PhD  
26 2121 Berkeley Way  
27 Berkeley, California 94720  
28 United States  
29 Tel.: +1 (510) 664-4050  
30 E-mail: [jlewnard@berkeley.edu](mailto:jlewnard@berkeley.edu)

31  
32 Alternate author for correspondence:

33 Seema Jain, MD  
34 850 Marina Bay Parkway  
35 Richmond, California 94804  
36 United States  
37 Tel.: +1 (916) 558-1784  
38 E-mail: [Seema.Jain@cdph.ca.gov](mailto:Seema.Jain@cdph.ca.gov)

39  
40 ‡ Members of the California COVID-19 Case-Control Study Team are listed in the main text.

41  
42 **Brief points:**

- 43 • Vaccination is preventing documented SARS-CoV-2 infection in California, with 68% and 91%  
44 effectiveness against asymptomatic and symptomatic infection, respectively.  
45 • Vaccine effectiveness was equivalent for BNT126b2 and mRNA-1273.  
46 • Only 66% of unvaccinated participants were willing to receive the vaccine when eligible.

47  
48 **Word count**

49 Abstract: 250

50 Main text: 2996

52 **ABSTRACT**

53

54 **Background:** Estimates of COVID-19 vaccine effectiveness under real-world conditions, and  
55 understanding of barriers to uptake, are necessary to inform vaccine rollout.

56

57 **Methods:** We enrolled cases (testing positive) and controls (testing negative) from among the population  
58 whose SARS-CoV-2 molecular diagnostic test results from 24 February-29 April 2021 were reported to  
59 the California Department of Public Health. Participants were matched on age, sex, and geographic  
60 region. We assessed participants' self-reported history of COVID-19 vaccine receipt (BNT162b2 and  
61 mRNA-1273). Participants were considered fully vaccinated two weeks after second dose receipt. Among  
62 unvaccinated participants, we assessed willingness to receive vaccination, when eligible. We measured  
63 vaccine effectiveness (VE) via the matched odds ratio of prior vaccination, comparing cases with controls.

64

65 **Results:** We enrolled 1023 eligible participants aged  $\geq 18$  years. Among 525 cases, 71 (13.5%) received  
66 BNT162b2 or mRNA-1273; 20 (3.8%) were fully vaccinated with either product. Among 498 controls, 185  
67 (37.1%) received BNT162b2 or mRNA-1273; 86 (16.3%) were fully vaccinated with either product. Two  
68 weeks after second dose receipt, VE was 86.8% (95% confidence interval: 68.6-94.7%) and 85.6% (69.1-  
69 93.9%) for BNT162b2 and mRNA-1273, respectively. Fully vaccinated participants receiving either  
70 product experienced 91.3% (79.7-96.3%) and 68.3% (28.5-86.0%) VE against symptomatic and  
71 asymptomatic infection, respectively. Among unvaccinated participants, 42.4% (159/375) residing in rural  
72 regions and 23.8% (67/281) residing in urban regions reported hesitancy to receive COVID-19  
73 vaccination.

74

75 **Conclusions:** Authorized mRNA vaccines are effective at reducing documented SARS-CoV-2 infections  
76 within the general population of California. Vaccine hesitancy presents a barrier to reaching coverage  
77 levels needed for herd immunity.

78

79 **Keywords:** COVID-19; Vaccine effectiveness; Test-negative design; Real-world evidence

80

81

82

## 83 INTRODUCTION

84  
85 After being found safe and efficacious in preventing coronavirus disease 2019 (COVID-19) in randomized  
86 controlled trials [1–3], vaccines against severe acute respiratory syndrome coronavirus 2 (SARS-CoV-2)  
87 are now being administered to the general public under emergency use authorization. Two mRNA-based  
88 vaccines encoding the SARS-CoV-2 spike protein, BNT162b2 (Pfizer/BioNTech) and mRNA-1273  
89 (Moderna), have been the main products in use since December 2020. By early May, 2021, 40% of  
90 California residents were considered fully vaccinated [4].

91  
92 Observational studies characterizing COVID-19 vaccine effectiveness (VE) are needed to understand  
93 performance under real-world conditions [5], for instance evaluating VE against clinical endpoints not  
94 addressed in trials, monitoring VE as novel SARS-CoV-2 variants emerge and circulate, and defining VE  
95 for dosing schedules that differ from those assessed in trials [6]. While most studies of real-world VE to  
96 date have followed healthcare workers and other essential or frontline personnel [7–9], vaccine eligibility  
97 has rapidly expanded to include broader population groups over the winter and spring of 2021  
98 throughout the United States. In California, vaccination was made available to healthcare workers  
99 December 14, 2020, and expanded to include persons at increased risk due to older age or occupation  
100 (including workers in emergency services, food and agriculture, or childcare and education) during  
101 January and February, 2021. Eligibility was extended to persons aged 16-64 years with high-risk medical  
102 conditions in March, 2021, and has included all persons aged  $\geq 16$  years since April 15, 2021. To inform  
103 ongoing vaccination efforts, it is thus crucial to understand VE within the general population, and to  
104 identify reasons behind individuals' decisions to delay or defer vaccination.

105  
106 In conjunction with epidemiologic surveillance, we initiated a test-negative case-control study design to  
107 monitor VE within the general population of California in real time. Over the study period summarized  
108 here (February 24, 2021 to April 29, 2021), sequenced SARS-CoV-2 isolates in California were  
109 predominantly identified as B.1.427/429 (50-60%) variants in February and March; by April, B.1.1.7  
110 variants overtook other lineages and accounted for 49% of sequenced SARS-CoV-2 isolates, as  
111 compared to 6% in February, while the proportion of B.1.427/429 variants declined to  $\sim 20\%$  [10]. Here  
112 we provide an early assessment of VE for authorized mRNA-based COVID-19 vaccines, and report data  
113 on the intentions of unvaccinated participants to receive vaccination.

## 114 METHODS

### 115 Design

116  
117 All diagnostic tests in California for SARS-CoV-2 are reported by laboratories and medical providers to  
118 their local health jurisdiction (LHJ). Sixty of 61 LHJs report data directly to the California Department of  
119 Public Health (CDPH) via a web-based reporting system, while Los Angeles County transmits data daily  
120 via an electronic file. California residents with molecular SARS-CoV-2 test results (e.g., polymerase chain  
121 reaction [PCR]) between 24 February-April 29, 2021 and a telephone number were eligible for  
122 participation in this study. Cases were defined as persons with positive molecular SARS-CoV-2 test  
123 results during the study timeframe, whereas controls were persons with negative SARS-CoV-2 molecular  
124 test results during the same period.

125  
126 Each day during the study period, we prospectively selected cases with a telephone number and newly-  
127 reported positive molecular test result within each of nine regions of the state, sampling cases at random  
128 with intent to enroll equally across each region of the state (**Table S1**). For each case who consented and  
129 completed the study interview, we attempted to enroll and interview one control from a sample of 30  
130 controls randomly selected to match the case by age group (18-39, 40-64,  $\geq 65$  years), sex, region, and  
131 week of SARS-CoV-2 test. A maximum of two call attempts were made for each case and control. Call  
132 shifts were scheduled to cover morning, afternoon, and evening periods of each day.

133  
134 To mitigate bias potentially resulting from previous infection-derived immunity [6], participants who  
135 recalled receiving any previous positive test result for SARS-CoV-2 infection or seropositivity, prior to the  
136 reported test, were not eligible to continue the interview. This analysis excludes data from children aged  
137  
138

139 0-17 years, who were generally ineligible for COVID-19 vaccination over the study period; and  
140 participants who reported receiving COVID-19 vaccinations other than BNT162b2 or mRNA-1273 (due to  
141 limited coverage of a third authorized vaccine, Ad26.COV2.S, over the study period), or receipt of COVID-  
142 19 vaccination but without knowledge of precise dates of vaccination.

## 143 144 **Exposures**

145  
146 We designed and implemented a standardized questionnaire to be delivered via facilitated telephone  
147 interviews in English or Spanish collecting data on participant demographics, symptoms, and vaccination  
148 status. We asked participants to indicate whether they had received any COVID-19 vaccine, and to  
149 reference their COVID-19 vaccination card to report the manufacturer, number, and dates of doses  
150 received. We also asked unvaccinated participants whether they would be willing to receive a COVID-19  
151 vaccine when available to them; if participants indicated they were not likely to receive a vaccine or  
152 unsure, we asked for participants to state any and all reasons behind their hesitancy. Additionally, we  
153 asked participants to indicate the reason they sought a COVID-19 test, and presence of any COVID-19  
154 symptoms within the 14 days prior to their test date (**Supplementary File S1**).

155  
156 The study protocol was granted a non-research determination by the State of California Health and  
157 Human Services Agency Committee for the Protection of Human Subjects (project number: 2021-034).

## 158 159 **Statistical analysis**

160  
161 Our primary study objective was to estimate VE of two doses of BNT162b2 or mRNA-1273 against  
162 documented SARS-CoV-2 infection, two weeks after receipt of the second dose of either vaccine. To  
163 estimate VE under the test-negative study design, we calculated the Mantel Haenszel (matched) odds  
164 ratio ( $OR_{MH}$ ) of vaccination among cases relative to controls [5,6]. We used conditional logistic regression  
165 models defining match strata by age group, sex, region, and testing week to estimate the  $OR_{MH}$  (and  
166 accompanying 95% confidence interval [CI]). We defined vaccine exposures as receipt of two doses of  
167 BNT162b2 or mRNA-1273 at least two weeks before participants' date of testing; unvaccinated status  
168 was considered the reference exposure. We calculated adjusted VE as  $(1-OR_{MH}) \times 100\%$ . We determined  
169 that interim analyses with 500 cases and 500 controls enrolled would provide 90% statistical power for  
170 estimating VE of 55% or greater at the two-sided  $p < 0.05$  confidence threshold, assuming 10% of controls  
171 would be fully vaccinated. We did analyses in R software (version 3.6.1; R Foundation for Statistical  
172 Computing; Vienna, Austria).

173  
174 As secondary analyses, we also aimed to assess VE for incomplete vaccination series, VE for each  
175 product, and VE against SARS-CoV-2 infection endpoints corresponding to differing levels of clinical  
176 severity. To determine VE for incomplete vaccination series, we defined exposures as receipt of 1 dose or  
177 2 doses of BNT162b2 or mRNA-1273 within 1-7 or 8-14 days before participants' date of testing, or 1  
178 dose of BNT162b2 or mRNA-1273  $\geq 15$  days before participants' date of testing. As described above, we  
179 used conditional logistic regression models to compute the  $OR_{MH}$  among cases relative to controls.

180  
181 To determine product-specific VE, we restricted the vaccinated population to participants who received  
182 two doses of either BNT162b2 or mRNA-1273  $\geq 15$  days before their date of testing. To determine VE  
183 against differing clinical endpoints, we conducted analyses restricting cases to participants testing  
184 positive with symptoms; without symptoms; who were hospitalized for COVID-19; who reported seeking  
185 healthcare or advice via outpatient or virtual interactions with healthcare providers; and who did not seek  
186 treatment or advice from a healthcare provider beyond receipt of a molecular SARS-CoV-2 diagnostic  
187 testing. Each of these groupings of cases was compared against match-eligible controls to compute the  
188  $OR_{MH}$  of vaccination (defined as two doses received  $\geq 15$  days prior, versus no doses received), using the  
189 same conditional logistic regression framework described above. For these secondary analyses, we  
190 compared fully vaccinated and unvaccinated participants only, as sufficient counts were not available to  
191 stratify VE estimates by doses received and time since receipt.

192  
193 Last, to understand factors predicting vaccine hesitancy among participants who had not yet received any  
194 doses of a COVID-19 vaccine, we fit logistic regression models defining hesitancy to receive vaccination

195 as the outcome; covariates selected *a priori* for inclusion as potential causal factors were age group,  
196 region, sex, income, and race/ethnicity. Participants who reported being unwilling or unsure about  
197 receiving a COVID-19 vaccine when eligible were considered vaccine-hesitant. As missing data were  
198 present in participants' responses regarding income (189/656; 28.8%) and race (10/656; 1.5%), we  
199 conducted analyses of vaccine hesitancy across five datasets generated through multiple imputation by  
200 chained equations using the Amelia II package in R [11]. Under the assumption that data were missing  
201 conditionally at random, given observations of other covariates, all variables included in the analyses  
202 model were included in the imputation models. We compared measures of association to those resulting  
203 from complete-case analysis without imputation as a supplemental check.

## 204 205 RESULTS

206  
207 From February 24 to April 29, 2021, there were 4,827,165 SARS-CoV-2 molecular test results reported to  
208 CDPH with a telephone number and identification of age, sex, and region of participant (108,606 positive  
209 and 4,718,559 negative; **Figure 1**). Calls were placed to 3847 cases and 5253 controls, among whom we  
210 enrolled 603 cases (15.7%) and 590 controls (11.2%). Among participants enrolled, 78 cases and 92  
211 controls who were ineligible for the analyses reported here, including participants who were <18 years  
212 old, received COVID-19 vaccines other than BNT162b2 or mRNA-1273, or were unable to provide  
213 precise dates of COVID-19 vaccine receipt. Our final study population for the primary analysis included  
214 525 cases and 498 controls (**Table 1**; **Table S2**). Among participants enrolled, 20.9% (214/1023) were  
215 contacted within  $\leq 3$  days of their test results being posted, and 98.3% (1006/1023) were contacted within  
216  $\leq 7$  days of their test results being posted.

217  
218 Among 525 cases, 288 (54.9%) indicated they were tested due to concerns about symptoms. Of these  
219 288 symptomatic cases, 262 (91.0%) were unvaccinated and 26 (9.0%) received  $\geq 1$  vaccine dose (**Table**  
220 **2**). In contrast, among 498 controls, 56 (11.2%) indicated seeking testing due to symptoms, among whom  
221 43 (76.8%) were unvaccinated and 13 (23.2%) received  $\geq 1$  vaccine dose. The most commonly indicated  
222 reason for testing among controls was routine screening required for work or school attendance (233/498;  
223 46.8%), whereas the most common reasons for testing among cases were symptoms (288/525; 54.9%)  
224 and known contact with a positive case (173/525; 33.0%).

225  
226 Among 525 cases, 43 (8.2%) and 28 (5.3%) reported receiving at least one dose of BNT162b2 and  
227 mRNA-1273, respectively (**Figure 2**; **Table 1**; **Table S3**). Among 498 controls, 98 (19.7%) and 87  
228 (17.5%) received at least one dose of BNT162b2 and mRNA-1273, respectively. Twenty cases (3.8% of  
229 525) and 86 (17.3% of 498) controls were fully vaccinated with either product, with  $\geq 15$  days passing from  
230 receipt of their second dose to the date of testing. For fully-vaccinated participants receiving either  
231 BNT162b2 or mRNA-1273, VE was 87.4% (95%CI: 77.1-93.1%).

232  
233 We did not identify protection within the first 7 days after receipt of a first BNT162b or mRNA-1273 dose  
234 (VE: 17.9%; 95%CI: -73.5-62.1%). Within the second week after receipt of a first dose for either vaccine,  
235 VE was 51.2% (95%CI: -17.2-79.6%);  $\geq 15$  days after receipt of a first dose, and before receipt of a  
236 second dose, VE was 67.1% (95%CI: 30.9-84.5%). Following receipt of a second dose, VE was 78.2%  
237 (95%CI: 42.1-91.9%) at days 1-7, 79.6% (95%CI: 41.5-92.8%) at days 8-14. VE estimates were similar in  
238 analyses that restricted or did not restrict the sample to participants who reported consulting their  
239 vaccination cards or calendars during the telephone interview to confirm dates of receipt of each dose  
240 (**Figure S1**).

241  
242 Estimated protection among fully-vaccinated participants did not differ according to the product received;  
243 among recipients of BNT162b and mRNA-1273, VE was 86.8% (95%CI: 68.6-94.7%) and 86.1% (95%CI:  
244 69.1-93.9%), respectively (**Figure 2**).

245  
246 Among fully vaccinated cases, 45.0% (9/20) reported at least one symptom, in contrast to 78.0%  
247 (354/454) of unvaccinated cases, 66.7% (34/41) of partially vaccinated cases, and 13.7% (68/498) of  
248 controls (**Table S4**). For symptomatic and asymptomatic infection endpoints, VE was 91.3% (95%CI:  
249 79.7-96.3%) and 68.3% (95%CI: 28.5-86.0%), respectively, at  $\geq 15$  days after the second dose (**Figure 2**).

250

251 Eighteen (3.4%) of 525 cases were hospitalized by the time of our telephone interview, among whom 15  
252 (83.3%) were unvaccinated, and three (16.7%) were partially vaccinated (**Table S4**). Among all 525  
253 cases, 150 (28.6%) sought treatment, care, or advice via outpatient or virtual interactions with healthcare  
254 providers, among whom 132 (25.1%) were unvaccinated, 15 (2.9%) were incompletely vaccinated, and 3  
255 (0.6%) were fully vaccinated. Among 128 cases who did not experience symptoms, 103 (80.4%) did not  
256 seek care. Considering these differing levels of care sought for SARS-CoV-2 infection, VE was 79.3%  
257 (95%CI: 60.6-88.8%) against episodes for which cases did not seek treatment or advice, 91.0% (95%CI:  
258 61.4-97.8%) against episodes for which cases sought healthcare through outpatient or virtual interactions,  
259 and 100% (with undefined confidence limits) against hospitalized episodes (**Figure 2**).

260  
261 Overall, 226 (34.5%) of 656 unvaccinated participants (including 139/403 [34.5%] unvaccinated cases  
262 and 87/253 [34.4%] unvaccinated controls) indicated they were unlikely or unsure about receiving  
263 COVID-19 vaccination when eligible (**Tables 3; Table S5; Table S6**). Residents of rural regions had 2.42  
264 (95%CI 1.66-3.52) higher adjusted odds of reporting they were unlikely or unsure about receiving  
265 vaccination, when eligible, whereas hesitancy to receive vaccination was not independently associated  
266 with age or household income. Adjusted odds of reporting hesitancy to receive vaccination were 1.47  
267 (95%CI 1.04-2.08) higher among females compared with males. In comparisons by participants'  
268 race/ethnicity, adjusted odds of reporting hesitancy to receive vaccination were 2.54 (95%CI 1.24-5.15)  
269 higher among non-Hispanic Black participants than non-Hispanic Whites; in contrast, adjusted odds of  
270 vaccine hesitancy were 0.72 (95%CI: 0.46-1.12) fold as high among Hispanic participants as among non-  
271 Hispanic whites. Point estimates of odds ratios were similar in complete-case analyses without imputation  
272 (**Table S7**). Fears over vaccine side effects (66/219 [30.1%]) or safety (60/219 [27.4%]) were the most  
273 common concerns among participants expressing hesitancy to receive vaccination (**Table 4**).

## 274 275 **DISCUSSION**

276  
277 Among a sample of the general population of Californians, available mRNA-based COVID-19 vaccines  
278 demonstrated robust protection against documented SARS-CoV-2 infection under real-world conditions.  
279 While we identified partial protection before two weeks after receipt of the second dose, similar to other  
280 published estimates [7,9], the increase in VE from 68% following the first dose to 87% at  $\geq 15$  days after  
281 receipt of the second dose corresponds to a 59% incremental reduction in risk. We also found that  
282 mRNA-based COVID-19 vaccines elicit substantial protection against both symptomatic infections and  
283 infections for which participants reported healthcare-seeking, with 91% VE against each of these  
284 endpoints. No hospitalizations were observed among fully vaccinated cases within our study, consistent  
285 with findings of other published studies demonstrating strong protection against clinically-severe COVID-  
286 19 endpoints [12]. Our results closely resemble estimated efficacy of mRNA-based COVID-19 vaccines in  
287 trials that monitored for symptomatic COVID-19 endpoints [1,2]. Moreover in our study, the low frequency  
288 of post-vaccination infections, and our estimate of 68% VE against infections for which participants did  
289 not report symptoms, indicates vaccination may substantially reduce SARS-CoV-2 virus circulation within  
290 the community.

291  
292 Our finding that 66% of unvaccinated participants in this early period of vaccine rollout were willing to  
293 receive COVID-19 vaccination align with national estimates of COVID-19 vaccine confidence [13]. We  
294 further identified rural-urban divides in vaccine enthusiasm, in addition to lower vaccine confidence  
295 among female and Black participants. Concerns over vaccine safety and side effects were reported by  
296 only a minority of all participants who expressed hesitancy about receiving COVID-19 vaccination (27-  
297 30%), but were the most commonly cited reasons for hesitancy. Recent studies have documented  
298 emerging differences in acceptance of COVID-19 vaccination associated with region of residence,  
299 educational background, employment status, and ideological factors [14–16]. Differing messaging and  
300 outreach strategies will thus be needed to address barriers to vaccine acceptance across communities,  
301 including people whose hesitancy to receive vaccination stems from mistrust or adverse experiences  
302 within US healthcare systems [17]. Prior studies have demonstrated that a provider's recommendation is  
303 a key determinant of vaccine acceptance [18]. As healthcare providers in California and other settings  
304 have generally reported high (although not universal) enthusiasm around receiving COVID-19 vaccination  
305 [19,20], they may serve as important advocates to encourage vaccine uptake in their communities.  
306

307 Limitations of our study should be considered. While observational studies face risks of bias, similarity of  
308 our estimates to those of other studies, stepwise increases in VE with time since receipt of each dose,  
309 and the absence of apparent protection immediately following first-dose receipt each support external  
310 validity of our findings [7,8,21]. Reliance on participants being available and willing to answer the phone is  
311 a limitation, although this applied to both cases and controls who received SARS-CoV-2 testing.  
312 Nonetheless, our study may have under-enrolled participants experiencing very severe illness (e.g. who  
313 are hospitalized, have died, or are unable to participate in the phone interview due to sickness), who  
314 would be unable to answer the phone. As such, the findings should be interpreted as estimates of VE  
315 against a primarily mild to moderate spectrum of illness. We did not identify differential willingness to  
316 participate in the study among persons who tested positive and negative, provided contact was made.  
317 While misclassification of self-reported vaccination is possible, we did not find significant differences in VE  
318 estimates between analyses that did or did not restrict data to include participants who referenced a  
319 vaccine card. We did not re-contact cases to verify that cases who reported no symptoms remained  
320 asymptomatic over the course of their infection, or to confirm that cases who were not hospitalized or had  
321 not sought advice from healthcare providers at the time of their interview did not subsequently receive  
322 such care. Last, it is possible that certain participants were unaware of prior SARS-CoV-2 infections they  
323 may have experienced, particularly if these infections were mildly symptomatic or asymptomatic.  
324 Immunity resulting from such infections could lead to lower estimates of VE under our study design [6,22].  
325

326 Our findings indicate that vaccine rollout is preventing COVID-19 in the general population of California  
327 and significantly reducing the risk of both asymptomatic and symptomatic SARS-CoV-2 virus infection.  
328 Vaccine hesitancy among historically marginalized and rural populations, which account for a substantial  
329 proportion of all COVID-19 cases in California to date [4], presents a barrier to reaching coverage levels  
330 needed for herd immunity.  
331

## 332 **FUNDING**

333  
334 The study was supported by the California Department of Public Health. JP, JO, and JFM were supported  
335 by a grant from the ELC program of the US CDC (program number 0187.0150). JAL and NPJ were  
336 supported by NIH/NIAID (grant R01-AI14812701).  
337

## 338 **ACKNOWLEDGMENTS**

339  
340 Members of the California COVID-19 Case-Control Study Team include: Helia Samani, Sophia S. Li,  
341 Camilla M. Barbaduomo, Nikolina Walas, Christine Wan, Anna T. Fang, Timothy Ho, Vivian H. Tran, Erin  
342 Xavier, Mahsa H. Javadi, Diana J. Poindexter, Najla Dabbagh, Michelle M. Spinosa, Nozomi Birkett,  
343 Paulina M. Frost, Zheng N. Dong, Shrey Saretha, Adrian F. Cornejo, Jennifer L. DeGuzman, Miriam I.  
344 Bermejo, Hyemin Park, Amanda Lam  
345

## 346 **CONFLICTS OF INTEREST**

347  
348 JAL discloses receipt of grants and honoraria from Pfizer, Inc. unrelated to this study.  
349

## 350 **REFERENCES**

- 351  
352 1. Polack FP, Thomas SJ, Kitchin N, et al. Safety and Efficacy of the BNT162b2 mRNA Covid-19  
353 Vaccine. *New England Journal of Medicine* **2020**; 383:2603–2615.
- 354 2. Baden LR, El Sahly HM, Essink B, et al. Efficacy and Safety of the mRNA-1273 SARS-CoV-2  
355 Vaccine. *New England Journal of Medicine* **2021**; 384:403–416.
- 356 3. Sadoff J, Le Gars M, Shukarev G, et al. Interim Results of a Phase 1–2a Trial of Ad26.COV2.S  
357 Covid-19 Vaccine. *N Engl J Med* **2021**; :NEJMoa2034201.
- 358 4. State of California. Tracking COVID-19 in California - Coronavirus COVID-19 response. Available at:  
359 Covid19CaGov.

- 360 5. Patel MM, Jackson ML, Ferdinands J. Postlicensure Evaluation of COVID-19 Vaccines. *JAMA* **2020**;  
361 324:1939.
- 362 6. Lewnard JA, Patel MM, Jewell NP, et al. Theoretical framework for retrospective studies of the  
363 effectiveness of SARS-CoV-2 vaccines. *Epidemiology*, 2021. Available at:  
364 <http://medrxiv.org/lookup/doi/10.1101/2021.01.21.21250258>. Accessed 1 May 2021.
- 365 7. Amit S, Regev-Yochay G, Afek A, Kreiss Y, Leshem E. Early rate reductions of SARS-CoV-2  
366 infection and COVID-19 in BNT162b2 vaccine recipients. *The Lancet* **2021**; 397:875–877.
- 367 8. Thompson MG, Burgess JL, Naleway AL, et al. Interim Estimates of Vaccine Effectiveness of  
368 BNT162b2 and mRNA-1273 COVID-19 Vaccines in Preventing SARS-CoV-2 Infection Among Health  
369 Care Personnel, First Responders, and Other Essential and Frontline Workers — Eight U.S.  
370 Locations, December 2020–March 2021. *MMWR Morb Mortal Wkly Rep* **2021**; 70:495–500.
- 371 9. Hall VJ, Foulkes S, Saei A, et al. COVID-19 vaccine coverage in health-care workers in England and  
372 effectiveness of BNT162b2 mRNA vaccine against infection (SIREN): a prospective, multicentre,  
373 cohort study. *The Lancet* **2021**; :S014067362100790X.
- 374 10. State of California. Tracking Variants. 2021. Available at:  
375 <https://www.cdph.ca.gov/Programs/CID/DCDC/Pages/COVID-19/COVID-Variants.aspx>. Accessed 11  
376 May 2021.
- 377 11. Honaker J, King G, Blackwell M. Amelia II: A Program for Missing Data. *J Stat Soft* **2011**; 45.  
378 Available at: <http://www.jstatsoft.org/v45/i07/>. Accessed 2 September 2020.
- 379 12. Tenforde MW. Effectiveness of Pfizer-BioNTech and Moderna Vaccines Against COVID-19 Among  
380 Hospitalized Adults Aged ≥65 Years — United States, January–March 2021. *MMWR Morb Mortal*  
381 *Wkly Rep* **2021**; 70. Available at: <https://www.cdc.gov/mmwr/volumes/70/wr/mm7018e1.htm>.  
382 Accessed 1 May 2021.
- 383 13. Reiter PL, Pennell ML, Katz ML. Acceptability of a COVID-19 vaccine among adults in the United  
384 States: How many people would get vaccinated? *Vaccine* **2020**; 38:6500–6507.
- 385 14. Khubchandani J, Sharma S, Price JH, Wiblishauser MJ, Sharma M, Webb FJ. COVID-19 Vaccination  
386 Hesitancy in the United States: A Rapid National Assessment. *J Community Health* **2021**; 46:270–  
387 277.
- 388 15. Fridman A, Gershon R, Gneezy A. COVID-19 and vaccine hesitancy: A longitudinal study. *PLOS*  
389 *ONE* **2021**; 16:e0250123.
- 390 16. McCabe SD, Hammershaimb EA, Cheng D, et al. Unraveling Attributes of COVID-19 Vaccine  
391 Hesitancy in the U.S.: A Large Nationwide Study. *medRxiv* **2021**; :2021.04.05.21254918.
- 392 17. Momplaisir F, Haynes N, Nkwihoreze H, Nelson M, Werner RM, Jemmott J. Understanding Drivers of  
393 Coronavirus Disease 2019 Vaccine Hesitancy Among Blacks. *Clinical Infectious Diseases* **2021**;  
394 Available at: <https://doi.org/10.1093/cid/ciab102>. Accessed 1 May 2021.
- 395 18. Paterson P, Meurice F, Stanberry LR, Glismann S, Rosenthal SL, Larson HJ. Vaccine hesitancy and  
396 healthcare providers. *Vaccine* **2016**; 34:6700–6706.
- 397 19. Grumbach K, Judson T, Desai M, et al. Association of Race/Ethnicity With Likelihood of COVID-19  
398 Vaccine Uptake Among Health Workers and the General Population in the San Francisco Bay Area.  
399 *JAMA Intern Med* **2021**; Available at:  
400 <https://jamanetwork.com/journals/jamainternalmedicine/fullarticle/2778176>. Accessed 1 May 2021.



- 401 20. Meyer MN, Gjorgjieva T, Rosica D. Trends in Health Care Worker Intentions to Receive a COVID-19  
402 Vaccine and Reasons for Hesitancy. *JAMA Netw Open* **2021**; 4:e215344.
- 403 21. Dagan N, Barda N, Kepten E, et al. BNT162b2 mRNA Covid-19 Vaccine in a Nationwide Mass  
404 Vaccination Setting. *N Engl J Med* **2021**; 384:1412–1423.
- 405 22. Lewnard JA, Tedijanto C, Cowling BJ, Lipsitch M. Measurement of Vaccine Direct Effects Under the  
406 Test-Negative Design. *Am J Epidemiol* **2018**; 187:2686–2697.
- 407  
408  
409

410 **Table 1: Distribution of cases and controls.**

		<b>Overall</b> <i>n</i> (%) <i>N</i> = 1023	<b>Case</b> <i>n</i> (%) <i>N</i> = 525	<b>Control</b> <i>n</i> (%) <i>N</i> = 498	
Age	18-29	395 (38.6)	200 (38.1)	195 (39.2)	
	30-49	363 (35.5)	188 (35.8)	175 (35.1)	
	50-64	192 (18.8)	100 (19.0)	92 (18.5)	
	65+	73 (7.1)	37 (7.0)	36 (7.2)	
Region	<i>Predominantly urban regions</i>				
	San Francisco Bay Area	129 (12.6)	66 (12.6)	63 (12.7)	
	Greater Los Angeles Area	91 (8.9)	48 (9.1)	43 (8.6)	
	Greater Sacramento Area	115 (11.2)	58 (11.0)	57 (11.4)	
	San Diego and southern Border	110 (10.8)	54 (10.3)	56 (11.2)	
	<i>Predominantly rural regions</i>				
	Central Coast	140 (13.7)	74 (14.1)	66 (13.3)	
	Northern Sacramento Valley	116 (11.3)	60 (11.4)	56 (11.2)	
	San Joaquin Valley	106 (10.4)	54 (10.3)	52 (10.4)	
	Northwestern California	108 (10.6)	55 (10.5)	53 (10.6)	
	Sierras Region	108 (10.6)	56 (10.7)	52 (10.4)	
	Sex	Male	519 (50.7)	264 (50.3)	255 (51.2)
		Female	504 (49.3)	261 (49.7)	243 (48.8)
Household income	Under \$50,000	272 (26.6)	153 (29.1)	119 (23.9)	
	\$50,000 to \$100,000	220 (21.5)	113 (21.5)	107 (21.5)	
	\$100,000 to \$150,000	121 (11.8)	45 (8.6)	76 (15.3)	
	Over \$150,000	135 (13.2)	64 (12.2)	71 (14.3)	
	Refuse	154 (15.1)	86 (16.4)	68 (13.7)	
	Not sure	121 (11.8)	64 (12.2)	57 (11.4)	
Race/Ethnicity	White	444 (43.4)	217 (41.4)	227 (45.6)	
	Hispanic	286 (28.0)	160 (30.5)	126 (25.3)	
	Asian	115 (11.3)	58 (11.1)	57 (11.4)	
	Black	47 (4.6)	30 (5.7)	17 (3.4)	
	More than 1 race	89 (8.7)	36 (6.9)	53 (10.6)	
	Native American	16 (1.6)	11 (2.1)	5 (1.0)	
	Native Hawaiian	10 (1.0)	4 (0.8)	6 (1.2)	
	Refuse	15 (1.5)	8 (1.5)	7 (1.4)	
Vaccination	Unvaccinated	767 (75.0)	454 (86.5)	313 (62.9)	
	Incompletely vaccinated	150 (14.7)	51 (9.7)	99 (19.9)	
	Fully vaccinated <sup>1</sup>	106 (10.4)	20 (3.8)	86 (17.3)	

<sup>1</sup>An individual was considered "fully-vaccinated"  $\geq$  14 days after two doses of Pfizer/BioNTech BNT162b2 or Moderna mRNA-1273, and "incompletely-vaccinated" if they received only one dose or two doses <14 days after second dose

411  
412  
413

414 **Table 2: Reasons for testing.**

Reasons*	Controls		Cases	
	Unvaccinated	Vaccinated <sup>1</sup>	Unvaccinated	Vaccinated
	N=313	N=185	N=454	N=71
Contact with positive case	28 (8.9)	8 (4.3)	143 (31.5)	30 (42.3)
Contact with symptomatic individual	12 (3.8)	4 (2.2)	18 (4.0)	2 (2.8)
Told by public health worker to get tested	1 (0.3)	1 (0.5)	3 (0.7)	0 (0.0)
Routine screening for my work or school	120 (38.3)	113 (61.1)	29 (6.4)	17 (23.9)
Test required for medical procedure or hospital admittance	43 (13.7)	25 (13.5)	16 (3.5)	5 (7.0)
Someone in household had contact with a positive case	4 (1.3)	0 (0.0)	11 (2.4)	0 (0.0)
Test required to attend public event/ share public space	2 (0.3)	0 (0.0)	1 (0.5)	0 (0.0)
I just wanted to see if I was infected	71 (22.7)	18 (9.7)	43 (9.5)	4 (5.6)
Concerned about symptoms	43 (13.7)	13 (7.0)	262 (57.7)	26 (36.6)
Pre or post-travel screening	21 (6.7)	7 (3.8)	17 (3.7)	4 (5.6)

\*Since interviewers indicated all reasons listed by participants, reasons will not sum to the total sample size.

<sup>1</sup>An individual is considered vaccinated if they have had at least one dose of a SARS-CoV-2 mRNA vaccine.

415  
416  
417

418 **Table 3: Predictors of vaccine hesitancy**

Participant characteristics	Enthusiasm to receive vaccination		Odds ratio (95% CI)	
	Not willing/unsure, n (%) N=226	Willing, n (%) N=430	Unadjusted	Adjusted
Case status <sup>1</sup>				
Case with SARS-CoV-2 infection	139 (61.5)	264 (61.4)	N/A	N/A
Uninfected control	87 (38.5)	166 (38.6)	N/A	N/A
Age				
18-29	82 (36.3)	189 (44.0)	Ref.	Ref.
30-49	93 (41.2)	147 (34.2)	1.45 (1.01,2.10)	1.45 (0.97,2.16)
50-64	34 (15.0)	76 (17.7)	1.03 (0.64,1.66)	0.77 (0.46,1.28)
65+	17 (7.5)	18 (4.2)	2.20 (1.07,4.40)	1.66 (0.77,3.57)
Region				
Predominantly urban regions <sup>2</sup>	67 (29.6)	214 (49.8)	Ref.	Ref.
Predominantly rural regions <sup>3</sup>	159 (70.4)	216 (50.2)	2.35 (1.66,3.29)	2.42 (1.66,3.52)
Sex				
Male	107 (47.3)	236 (54.9)	Ref.	Ref.
Woman	119 (52.7)	194 (45.1)	1.35 (0.97,1.87)	1.47 (1.04,2.08)
Income <sup>4</sup>				
Under \$50,000	55 (24.3)	132 (30.7)	Ref.	Ref.
\$50,000 to \$100,000	49 (21.7)	98 (22.8)	1.20 (0.76,1.91)	1.17 (0.73,1.86)
\$100,000 to \$150,000	28 (12.4)	39 (9.1)	1.72 (0.98,3.07)	1.4 (0.81,2.41)
Over \$150,000	22 (9.7)	44 (10.2)	1.20 (0.66,2.18)	1.25 (0.7,2.28)
Race <sup>5</sup>				
White	104 (46.0)	163 (38.0)	Ref.	Ref.
Hispanic	53 (23.5)	146 (34.0)	0.57 (0.38,0.85)	0.72 (0.46,1.12)
Asian	7 (3.1)	58 (13.5)	0.19 (0.08,0.44)	0.24 (0.1,0.55)
Black	20 (8.8)	18 (4.2)	1.74 (0.88,3.44)	2.54 (1.24,5.15)
More than 1 race	26 (11.5)	36 (8.4)	1.13 (0.64,1.97)	1.4 (0.78,2.51)
Native American or Alaskan Native	6 (2.7)	4 (0.9)	2.34 (0.64,8.48)	2.02 (0.54,7.53)
Native Hawaiian or Pacific Islander	3 (1.3)	1 (0.2)	4.73 (0.48,42.82)	4.64 (0.46,45.74)

419 Logistic regression models adjusting for age, region, sex, income, and race predicted the likelihood an individual was vaccine  
 420 hesitant. Missing values of income and race were multiply imputed using the Amelia II package.

421 <sup>1</sup>Case status is presented here for context but was not included in regression analyses as it could be considered an outcome of  
 422 willingness to receive vaccination.

423 <sup>2</sup>Predominantly urban regions include San Francisco Bay Area, Greater Los Angeles Area, Greater Sacramento area, San Diego and  
 424 the Southern border. We tabulate regions of residence for individuals who were hesitant or willing to receive vaccination in **Table**  
 425 **S1**.

426 <sup>3</sup>Predominantly rural regions include Central Coast, Northern Sacramento valley, San Joaquin Valley, Northwestern California, and  
 427 the Sierras region. We tabulate regions of residence for individuals who were hesitant or willing to receive vaccination in **Table**  
 428 **S1**.

429 <sup>4</sup>For regression analyses, values were imputed for individuals who did share income data due to refusal (43 [19.0%] among hesitant  
 430 and 66 [15.3%] among non-hesitant participants) or those who did not know their income (29 [12.8%] among hesitant and 51  
 431 [11.9%] among non-hesitant participants).

432 <sup>5</sup>For regression analyses, values were imputed for individuals who did not share race data (7 [3.1%] among hesitant and 3 [0.7%]  
 433 among non-hesitant participants).

433

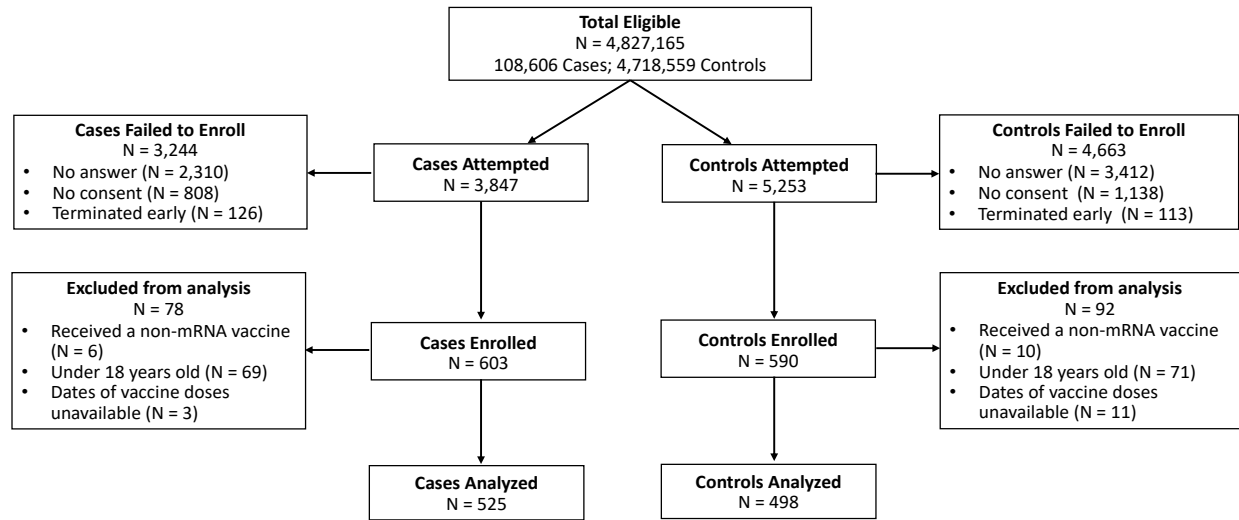
434

435 **Table 4: Reasons for vaccine hesitancy among individuals not yet vaccinated.**

Stated reason	n (%) among 219 respondents reporting hesitancy to receive vaccination
Concerned about any vaccine side effects	66 (30.0)
Concerned about long term vaccine side effects	60 (27.4)
Concerned about COVID-19 vaccine safety	60 (27.4)
Waiting to see more research on COVID-19 vaccines	40 (18.3)
I have not yet thought about whether I want the COVID-19 vaccine	24 (11.0)
Currently infected with SARS-CoV-2	23 (10.5)
Concerned about safety for vaccines generally	22 (10.0)
Do not believe vaccination against COVID-19 is important	20 (9.1)
Not at high risk for COVID-19	17 (7.8)
Currently pregnant	9 (4.1)
Do not trust the government	9 (4.1)
Negative reaction to prior vaccinations	5 (2.3)
Lack of trust in the medical system	5 (2.3)
Would only get vaccine if required by school/work	5 (2.3)
Contraindicated medical condition	5 (2.3)
Afraid of getting SARS-CoV-2 from the vaccine	3 (1.4)
Depends on the vaccine product offered	2 (0.9)
Object to vaccination due to religious reasons	2 (0.9)
Afraid of needles	1 (0.5)

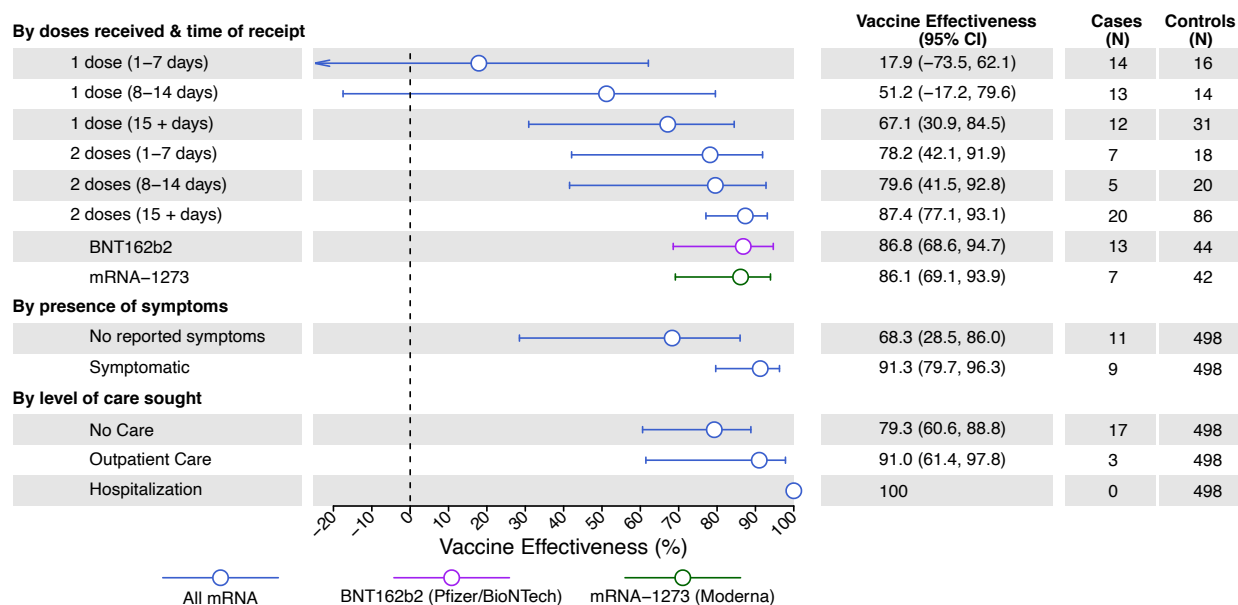
436 <sup>†</sup>Calculated out of N=219 because 7 individuals declined to answer.

437



438  
439  
440  
441  
442

**Figure 1: Enrollment of participants in the California COVID-19 Case-Control study.** Data in the figure indicate numbers of tests reported, cases and controls for whom contact was attempted, and excluded and enrolled participants for this analysis.



**Figure 2: COVID-19 vaccine effectiveness, by doses received and time since last dose.** Lines denote 95% confidence intervals, respectively, for estimates of vaccine effectiveness. Estimates were calculated via conditional logistic regression.

## Supplementary information

Early evidence of COVID-19 vaccine effectiveness within the general population of California

Kristin L. Andrejko, BS<sup>1,\*</sup>, Jake Pry, PhD<sup>2,\*</sup>, Jennifer F. Myers, MPH<sup>2</sup>, Nicholas P. Jewell, PhD<sup>1,3</sup>, John Openshaw, MD<sup>2,4</sup>, James Watt, MD, MPH,<sup>2</sup> Seema Jain, MD,<sup>2,†</sup> Joseph A. Lewnard, PhD<sup>1,5,6,†</sup> on behalf of the California COVID-19 Case-Control Study Team<sup>‡</sup>

6. Division of Epidemiology and Biostatistics, School of Public Health, University of California at Berkeley, Berkeley, CA
7. California Department of Public Health, Richmond, CA
8. Department of Medical Statistics, London School of Hygiene and Tropical Medicine, London, United Kingdom
9. Stanford Woods Institute for the Environment, Stanford University, Palo Alto, California, United States
10. Division of Infectious Diseases & Vaccinology, School of Public Health, University of California, Berkeley, Berkeley, California, United States
11. Center for Computational Biology, College of Engineering, University of California, Berkeley, Berkeley, California, United States

\* KA and JP contributed equally to the study.

† SJ and JAL jointly supervised the study.

‡ Members of the California COVID-19 Case-Control Study Team include: Helia Samani, Sophia S. Li, Camilla M. Barbaduomo, Nikolina Walas, Christine Q. Wan, Anna T. Fang, Timothy Ho, Vivian H. Tran, Erin Xavier, Mahsa H. Javadi, Diana J. Poindexter, Najla G. Dabbagh, Michelle M. Spinosa, Nozomi Fukui-Birkett, Paulina M. Frost, Zheng N. Dong, Shrey Saretha, Adrian F. Cornejo, Jennifer L. DeGuzman, Miriam I. Bermejo, Hyemin Park, Amanda Lam

### **Table of contents**

File S1	Survey questionnaire.....	2
Table S1	Counties included in each geographic region .....	14
Table S2	Characteristics of total population eligible for inclusion.....	15
Table S3	Demographic attributes of vaccinated and unvaccinated cases and controls .....	16
Table S4	Frequency of each reported symptom and level of care sought by case and vaccination status .....	17
Table S5	Vaccine confidence among individuals not yet vaccinated.....	18
Table S6	Regions of residence among participants reporting hesitancy or willingness to receive vaccination.....	19
Table S7	Complete case analysis of predictors of vaccine confidence.....	20
Figure S1	Sensitivity analyses excluding individuals without access to vaccination cards.....	21



## File S1. Survey Questionnaire

### SECTION 0: REGISTER THAT THE CALL IS PLACED

1. Please select your first and last name
2. Please paste the case-control ID. Note: this is the "LinkLog" in column A of the spreadsheet
3. Please select the region for the case-control:
4. Please select the sex of the case-control:
5. Please select the age of the case-control you are interviewing:
6. Please write the date that the case-control test was administered (MM/DD/YYYY)
7. Please write the date that occurred 14 days prior to the date above (MM/DD/YYYY)

Please select "Nobody answered the phone" if the call did not go through, nobody answered the phone, or the call went to voicemail after TWO attempts at each number provided. Otherwise, proceed with introductions:

### SECTION 1: INTRODUCTION (~2 min)

1. Hello, my name is [\_\_\_\_] and I am calling on behalf of California Department of Public Health to ask some questions regarding [NAME]'s recent COVID-19 test on [INSERT DATE OF TEST].

2. Make sure you're on the phone with the correct person.

If case is a child under 18y, make sure you are speaking to a parent/ guardian:

**2a. Am I speaking to [NAME]'s parent or guardian?**

[If yes, proceed to [section 2](#)]

[If no, proceed to 2b]

**2b. Can you please pass the phone to [NAME]'s parent or guardian?**

[If yes, proceed to [section 2](#)]

[If no, end call]

If case is someone older than 18y:

**2c. Am I speaking to [NAME]?**

[If yes, proceed to [section 2](#)]

[If no, proceed to 2d]

**2d. Can you please pass the phone to [NAME]?**

[If yes, proceed to [section 2](#)]

[If no- end call]

**NOTE on proxy respondents:**

If an individual is hospitalized or otherwise too sick to answer questions on their own behalf, a caretaker may serve as a proxy respondent, but verbal consent must first be obtained from the primary case both to participate in the study and to have the proxy respondent answer on their behalf.

A proxy respondent who speaks English or Spanish may answer if the individual is unable to easily complete the interview in one of these two languages, provided they are able to speak English or Spanish with sufficient proficiency to provide verbal consent for both participation and for communicating via the proxy respondent.

### SECTION 2: ASSENT (~1 min)

If you are speaking to a parent or correct person for the first time, add your name and affiliation before starting:

Hello, my name is [\_\_\_\_] and I am calling on behalf of California Department of Public Health.

1. Hi! We are interested in asking you some questions about [YOUR or INSERT CHILD'S NAME] recent COVID-19 test. We are hoping to interview you to try to better understand the spread of COVID-19. Do you have some time to chat?

INTERVIEWER: pause and wait for person to confirm that they are still on the line, check YES if they say they are willing to chat

If they do not have time, select NO

2. **So before we start, I want to make sure you understand that everything I ask you is confidential, protected by California's strict privacy laws, and is only being used to inform public health. Your answers will not be shared with any other federal, state, or local authorities, and you're welcome to decline to answer any question. We anticipate this will take about 20 minutes. I know that sounds like a long time, but we really appreciate your time and your answers will help us answer some extremely important questions about COVID-19.**

**Do you understand the information I have just shared with you?** INTERVIEWER: check "yes" if the respondent answers yes and if you deem the respondent to be competent to proceed with consent and interviewing; check "no" and thank the respondent for their time if the respondent says no or if you deem the respondent is not competent to proceed with consent and interviewing.]

If it seems like the person needs a proxy respondent due to not speaking well enough English or being too sick, you may ask "**Is there anyone who can help you answer my questions?**". If you get the proxy respondent on the phone, re-introduce yourself by starting at the top of Section 2 with "Hello, my name is..." and add at the end, "**Can you help answer questions on [insert name of case/control's] behalf?**"

NOTE that a proxy respondent must be over the age of 14.

*Interviewers then seek consent from the participant, but the question asked will depend on the age of the desired case/control.*

[If participant is answering on their own behalf AND they are older than 18]

**Great, thank you! To confirm, are you willing to participate in this interview?**

[If participant is a child older than 14, answering on their own behalf, first ask for consent from the parent for the child to answer the survey]

**Great, thank you! I want to let you know that your child [INSERT CHILD'S NAME] may answer questions on their own behalf. Are you willing to allow [INSERT CHILD'S NAME] to participate in this interview? If not, you can answer questions on their behalf.**

*Interviewer: if the child older than 14 joins the call, make sure to reintroduce yourself and explain the purpose of the survey.*

[If participant is a child younger than 14, and adult is answering on their behalf]

**Great, thank you! Are you willing to answer questions about [INSERT CHILD'S NAME]'s recent exposures as part of this interview?**

[If a proxy respondent will answer on behalf of the study participant]

**If you are able, I would suggest putting the phone on speakerphone during this interview, so [insert name/relationship of proxy respondent] can help you.**

**[INSERT NAME OF CASE-CONTROL], are you willing to participate in this interview?**

**[INSERT NAME OF CASE-CONTROL], do you consent to allow [NAME OF PROXY RESPONDENT] to answer my questions during this interview. Please stay close by [NAME OF PROXY RESPONDENT] in case it is necessary to clarify any points that come up.**

[If no or asks to be called back later, proceed to end of the survey]

[If consent is provided and case/control is 7-18 years old, proceed to 3]

*Interviewer: select the following options based off of the consent pattern:*

- Participant provided consent on their own behalf
- Parent provided consent for child <18 yrs
- Participant provided consent for proxy respondent to answer on their own behalf
- No consent was provided

3. **No problem. But before we hang up, do you mind quickly sharing why you are unable or unwilling to complete this call?** *Record the free response*

[\[End call\]](#)

4. **[INSERT CHILD'S NAME] is welcome to stand by or join the call to help answer questions.**

[\[If child joins the call, proceed to 3b, otherwise skip to \[section 3\]\(#\)\]](#)

3b. Hi **[INSERT CHILD'S NAME]**. My name is [\_\_\_\_\_] and I work with the California Department of Public Health. I'm going to ask you some questions about activities in the past couple of weeks. Are you willing to answer these questions so that we can better understand the spread of COVID-19?

[\[Proceed to \[section 3\]\(#\)\]](#)

### SECTION 3: LAST COVID TEST (~3 min)

1. **Great, so to start, I want to ask whether you know your COVID-19 test result from [INSERT DATE OF TEST]?**

*Record whether they know or don't know their test result by selecting on of the options:*

- Subject knows test result and is positive
- Subject knows test result and is negative
- Subject does NOT know test result and is positive
- Subject does NOT know test result and is negative

[\[If yes and they are positive, proceed to \[section 4\]\(#\)\]](#)

[\[If yes and they are negative, proceed to 3\]](#)

[\[If no, and they are negative, proceed to 2\]](#)

[\[If no, and they are positive, proceed to 4\]](#)

2. **Your COVID-19 test result from [INSERT DATE OF TEST] has come back negative.**

*Record one of the following options:*

- Yes
- No
- Don't know
- Refuse

[\[Proceed to 3\]](#)

3. **Have you ever received a *positive* COVID-19 test result or been told by a health care provider that you are positive for COVID-19?**

[\[If no, proceed to \[section 4\]\(#\)\]](#)

[\[If yes, end-call saying: Thanks for letting me know. Those are all the questions I have for you.](#)

[Thank you for your time and I hope you have a nice day.](#)

4. **Your COVID-19 test result from [INSERT DATE OF TEST] has come back positive. This means you do have coronavirus disease or COVID-19. In my role with CDPH, I cannot provide you with medical advice. If you need any medical information, please call your healthcare provider. One thing I want to be sure of today is that we have a plan for you to follow up with your healthcare provider, so that they can check on any symptoms you may have and assess your risks. Even if you feel okay now, it is important to have someone you can call if you start feeling sick. If you do not have a healthcare provider, you can go to an urgent care facility or the emergency room if you are not getting better or you feel like you are getting worse.**

[\[Proceed to \[section 4\]\(#\)\]](#)

[\[If the person brings up clinical questions or concerns about their positive test\]](#)

[Thank you for sharing that concern. In my role with CDPH, I am not able to give you medical advice. I do want to be sure that you get the help you need. If you believe you are having a medical emergency, you should call 911. Some warning signs that you should go to the emergency room for are: trouble](#)

**breathing, bluish lips or face, pain or pressure in the chest that does not go away, new confusion or trouble waking or staying awake, but there are other symptoms too. Otherwise, you should call your healthcare provider.**

#### **SECTION 4: REASONS FOR TESTING (~3 min)**

**1. Next, I'm going to ask you some questions about your COVID-19 test. Can you describe to me why did you choose to get tested on [INSERT DATE OF TEST]?**

*Interviewers will select check boxes from the respondent based off of their response, without prompting them from the following list, and will use a write-in option for any additional reasons for seeking testing. After choosing the best answer from the list, confirm your choice the case/control (ex. "So you got tested for pre or post-travel screening?")*

- I had contact with someone who tested positive
- I had contact with someone who had symptoms, but I do not know if they were confirmed to be positive
- I was told by a public health worker to get tested because I was exposed to a case
- I was concerned about symptoms I experienced
- Someone in my household had contact with someone who was positive
- A person in my household had contact with someone who had symptoms or suspected they had COVID, but we do not know if they are confirmed to be positive.
- Routine screening for my job
- Pre or post-travel screening
- Test required for a medical procedure
- I just wanted to see if I was infected
- Don't know
- Refuse
- Other [*interviewer writes in response*]

**2. At the time you were tested on [DATE OF TEST] were you experiencing any COVID-19 symptoms?**

*Record Yes/No/Not Sure/ Refuse*

[\[If yes, ask question 4\]](#)

[\[If no, proceed to question 5\]](#)

**3. Can you please list the symptoms you were experiencing on or 14 days prior to your test on [DATE OF TEST]?**

*Interviewers will select the symptoms the individuals indicated that they were experiencing. When the respondent is done listing symptoms, the interviewer may prompt, "Are you sure those were all the symptoms you experienced?" and proceed to confirm absence of the 6 most common symptoms (as applicable), in a conversational manner: "No fever, no chills, no muscle pain, no loss of appetite, no shortness of breath, no cough?"*

*Select from the following list of symptoms:*

- |                         |                       |              |
|-------------------------|-----------------------|--------------|
| • Blocked nose          | • Nausea              | • Don't know |
| • Chills                | • Runny nose          | • Refuse     |
| • Cough                 | • Shortness of breath | • Other      |
| • Chest pain            | • Sneezing            |              |
| • Diarrhea              | • Sore throat         |              |
| • Muscle pain           | • Stomach pain        |              |
| • Fever                 | • Sinus pain          |              |
| • Headache              | • Sweating            |              |
| • Hoarseness            | • Swollen glands      |              |
| • Loss of appetite      | • Tickle in throat    |              |
| • Loss of taste         | • Watery eyes         |              |
| • Loss of smell         |                       |              |
| • Myalgia (muscle pain) |                       |              |

**4. I am now going to read a list of places you may have sought treatment or advice prior to your test on [DATE OF TEST]. After I read the following options, please answer "Yes" or "No".**

Record Yes/No/ Not Sure/Refuse e for each of the options below

- Did you seek care at an in-person appointment with your usual physician or healthcare provider
- Did you seek care at a telehealth visit or phone appointment with your usual physician or healthcare provider
- Did you seek care at an in-person visit to an urgent care clinic
- Did you seek care at an in-person visit to a healthcare provider at a retail pharmacy
- Did you visit the emergency room?
- Were you admitted to the hospital?
- And just to follow-up, where there any other forms of healthcare from which you sought treatment advice at the time you had your test on [Insert date of test](specify):\_\_\_\_\_

5. In the 14 days prior to your test (between ADD DATE to ADD DATE) do you know whether you had known or suspected contact with one or more people who may have tested positive for COVID-19?

Select one of the following options

- Yes- contact with one person who was confirmed positive
- Yes- contact with more than one person who was confirmed positive
- Yes- contact with one person who I suspected was positive
- Yes- contact with more than one person who I suspected was positive
- No known or suspected contact with a positive case
- Not sure
- Refuse

[If case indicated they had KNOWN or SUSPECTED Contact, proceed to [section 5, part A](#)],

[If the case did not have known or suspected contact, proceed to [section 6](#)]

## SECTION 5: CONTACT WITH KNOWN OR SUSPECTED CASE (~8 min)

[If case indicated they had KNOWN or SUSPECTED Contact , proceed to A]

[If case indicated they did NOT have known or suspected contact, proceed to [section 6](#)]

A. I'm going to now ask you some questions about the type of contact you had with the person (people) who may have had COVID-19. We are trying to understand sources of exposure and are hopeful that you are willing to answer the questions honestly, knowing that we aren't looking or expecting any sort of answer.

1. Was the known/ suspected contact someone who lives in your household?

if plural (contact with >1 person): Were any of the known/ suspected contact people who lives in your household

Record Yes, No, Don't know, Refuse

2. Did the known/ suspected contact occur indoors, outdoors, or both indoors and outdoors?

if plural (contact with >1 person): Did the known/suspected contacts occur indoors, outdoors, or both indoors and outdoors?

Record Indoors, Outdoors, Both indoors and outdoors , Unknown, or Refuse

3. In the 14 days prior to your test (between [ADD 14 DAYS – TEST DATE HERE] to [ADD TEST DATE]), what are the locations where you may have had contact with this person?

if plural: In the 14 days prior to your test (between [ADD 14 DAYS – TEST DATE HERE] to [ADD TEST DATE]), what are the locations where you may have had contact with these people)

Record the free response answer

4. I am now going to ask you about different precautions you may or may not have been able to take when you came into contact with the known or suspected positive case. Please answer "Yes, No or Not Sure" after each question:

Record Y/ N/ Not sure for each of the options below:

- **Did you come within 6 feet of this person, indoors?**  
*If plural: Did you come within 6 feet of any of these people, indoors?*
- **Did you come within 6 feet of this person, outdoors?**  
*If plural: Did you come within 6 feet of any of these people, outdoors?*
- **Did you have physical contact with this person, (ie. handshake, hug)?**  
*If plural: Did you have physical contact with any of these people (ie. handshake, hug)*

**5. Did you wear a mask the entire time, most of the time, some of the time, or none of the time that you interacted with this person?**

*If plural: Did you wear a mask the entire time, most of the time, some of the time, or none of the time that you interacted with these people?*

*Record which of the statements they agree with from below:*

- I wore a mask the entire time I interacted with this (these) person(s)
- I wore a mask most of the time I interacted with this (these) person(s)
- I wore a mask some of the time I interacted with this (these) person(s)
- I did not wear a mask during this (these) interaction(s)
- Not sure
- Refuse

**6. Did the person you had known or suspected contact with wear a mask the entire time, most of the time, some of the time, or none of the time when you interacted with them?**

*If plural: Did the people you had known or suspected contact with wear a mask all, most, some, or none of the time that you interacted with them*

*Record which of the statements they agree with from below:*

- They wore a mask the entire time we interacted
- They wore a mask most of the time we interacted
- They wore a mask some of the time we interacted
- They did not wear a mask during this interaction
- Not sure
- Refuse

**7. Did you spend more than 3 consecutive hours with this person in the 14 days prior to your test (between Date to Date).**

*If plural: Did you spend more than three consecutive hours with these people in the 14 days prior to your test (between Date to Date)*

*Record Yes/ No/ Don't know/ Refuse*

[[proceed to section 6](#)]

## **SECTION 6: EXPOSURE WITH CONTACT KNOWN OR SUSPECTED CASE (~10 min)**

Next, I want to learn about potential sources of exposure to COVID-19 in the 14 days before your last test: from [ADD 14 DAYS – TEST DATE HERE] to [ADD TEST DATE]. It may help you to pull up a calendar to remember what you were up to over the last two weeks. This chunk usually takes the longest, so thank you in advance for your time

*Only read the following if they did not have known or suspected contact:*

**[We are trying to understand sources of exposure and are hopeful that you are willing to answer the questions honestly, knowing that we aren't looking or expecting any sort of answer.]**

1. I am now going to ask you about a series of locations which you may have visited. After I announce each location, please tell me "Yes, No, or Not sure" to indicate whether you visited that location between [ADD 14 DAYS – TEST DATE HERE] to [ADD TEST DATE].
  - First, did you attend a health appointment or health facility (other than where you got tested for COVID-19)
  - Did you go grocery shopping?

- **Now I am going to ask you about the times you went to restaurants. Did you go to any restaurants to pick up take-out or to eat at the restaurant?** Record one of the following options: a) Dine-in (eat at restaurant) only, b) Take-out only, c) Both dining-in and take-out, d) Neither dine-in or take-out, e) Not sure, f) Refuse

*If yes and take-out:*

- **How many times did you get take-out?**
- **Did you ever have to go inside the restaurant to either place or pick up your take-out order?** Record one of the following options: a) Yes, I went inside the restaurant either to place or pick-up my order, b) No I did not go inside the restaurant either to place or pick-up my order, d) No I did not go inside the restaurant either to place or pick-up my order, but someone I went to the restaurant with had to go inside to place or pick-up the order, e) not sure, f) refuse

*If yes and dine-in:*

- **How many times did you eat at an indoor restaurant?**
- **How many times did you eat at an outdoor restaurant?**

[Skip the following question chunk about bars if respondent is under 21]

- **Did you attend any bars, breweries, or wine bars?**  
*If yes, ask: Did you attend a bar, brewery or wine bar? Select all For each of the places they indicated that they visited:*
- **How many times did you attend a [bar/brewery/wine bar]?**
- **When you went to a (those) [bar(s)/brewery(ies)/wine bar(s)], did you spend most of your time indoors, outdoors, or both indoors and outdoors?**

- **Did you ever visit a coffee shop? If yes, ask:**
- **When you (typically) visited the coffee shop(s), did you have to go inside to place your order?** Record one of the following options: a) I went inside to place the order, b) I typically placed the order outside or remotely (via. App, web portal, phone order), c) Don't know, d) refuse
- **When you visited a coffee shop, did you (typically) consume your beverage inside the shop, outside the shop, or did you just pick-up the beverage for take-away.** Record one of the following options a) consumed inside the shop, b) consumed outside the shop (ex. restaurant set up outdoor tables/ chairs and I drank/ate at those tables), c) Got beverage for take-away, d) Don't know, e) refuse

- **Did you go retail shopping?**  
*If yes, ask: And did you go indoor or outdoor retail shopping?*
- **Did you exercise at gym?**  
*If yes, ask: And was this an indoor or an outdoor gym?*
- **Did you participate in a group recreational sport (tennis, soccer, basketball, swimming)**

- **Did you ever leave your house to go for a walk, run, hike or ride a bike outside?**  
*If yes ask: Did you hike, run, walk, or bike with anyone outside your household? Select one of the following options a) No, I always hiked, ran, walked, or biked by myself, b) No, but I sometimes/ always ran, walked, or biked with other people who live in my household, c) Yes I hiked ran, walked, or biked with someone who doesn't live in my household, d) Don't know, e) Refuse*

- **Did you ride public transit?**
- **Did you use a ride share (eg. Taxi, Uber, Lyft, or carpool with individuals who are not members of your household) ?**
- **Did you fly on a plane?**
- **Did you attend a parade, rally, march, or protest?**
- **Did you receive services at a salon or barber?**
- **Did you attend an indoor movie theater?**

- **Did you attend a worship service?**  
*If yes ask: And was this an indoor or an outdoor worship service?*
- **Did you visit or stay at a school, daycare or preschool?**  
*If yes, ask: Was the school or daycare public or private?*
- **Did you visit a jail, prison, or correctional facility?**

*If a participant answers yes to any of the questions in 1, follow-up with: How many times did you attend [INSERT LOCATION] between [ADD 14 DAYS – TEST DATE HERE] to [ADD TEST DATE].*

**I am now going to ask you (a couple more) some questions about face mask usage between date to date.**

**2. Between [ADD 14 DAYS – TEST DATE HERE], at all of the indoor places we discussed earlier, did you wear a face mask all, most, some, or none of the time?**

- I wore a face mask all of the time
- I wore a face mask most of the time
- I wore a face mask some of the time
- I never wore a face mask in indoor places
- I did not go inside any indoor places other than my home
- I was not in contact with anyone

**3. Between [ADD 14 DAYS – TEST DATE HERE], at all of the indoor places we discussed earlier, did people you came within 6 feet of wear a face mask all, most, some, or none of the time?**

- They wore a face mask all of the time
- They wore a face mask most of the time
- They wore a face mask some of the time
- They never wore a face mask in indoor places
- I did not go inside any indoor places other than my home
- I was not in contact with any people outside my household in indoor places

**4. Between [ADD 14 DAYS – TEST DATE HERE], at all of the outdoor places we discussed earlier, did you wear a face mask all, most, some, or none of the time?**

- I wore a face mask all of the time
- I wore a face mask most of the time
- I wore a face mask some of the time
- I never wore a face mask in indoor places
- I did not go inside any outdoor places other than my home

**5. Between [ADD 14 DAYS – TEST DATE HERE], at all of the outdoor places we discussed earlier, did people you came within 6 feet of wear a face mask all, most, some, or none of the time?**

- They wore a face mask all of the time
- They wore a face mask most of the time
- They wore a face mask some of the time
- They never wore a face mask in indoor places
- I did not go inside any outdoor places other than my home
- I was not in contact with any people outside my household in outdoor places

**6. I am now going to ask you some questions about social gatherings. These include any informal gatherings with friends or family who are NOT members of your household). Did you attend any social gatherings between (14 days prior to test result to test result date)?**

*Interviewer: note that our definition of social gatherings is mixing with people who don't otherwise live in your household. If someone had a longer-term family together (ie. traveled to visit relatives, but stayed for multiple days, count this as ONE event).*



**If yes, ask: When you attended social gatherings, were they indoors, outdoors, or both indoors and outdoors?**

An outdoor only gathering means the person spent the majority of their time outside

An indoor only gathering means the person spent the majority of their time

A gathering that was "both indoors and outdoors" means the participant was both inside and outside during the social gathering (ex. Sandy had some friends over for dinner and they ate outside on the patio, and then watched a movie in their living room together)

**If they indicate they attended indoor social gatherings: How many indoor social gatherings did you attend between (14 days prior to test result to test result date)? About how many people attended these gatherings? Did you eat or drink during any of these (or this) gatherings? When you attended this (these) indoor gathering(s), did you wear a face mask all, most, some or none of the time?**

*Interviewer: note that this question about mask usage is distinct from the question earlier.*

**If they indicate they attended outdoor social gatherings: How many outdoor social gatherings did you attend between (14 days prior to test result to test result date)? About how many people attended these gatherings? Did you eat or drink during any of these (or this) gatherings? When you attended this (these) outdoor gathering(s), did you wear a face mask all, most, some or none of the time?**

**If they indicate they attended social gatherings that were both inside and outside: How many social gatherings did you attend between (14 days prior to test result to test result date) that were both indoor and outdoor? About how many people attended these gatherings? Did you eat or drink during any of these (or this) gatherings? When you attended this (these) outdoor gathering(s), did you wear a face mask all, most, some or none of the time?**

- **Did you attend any other kind of event where there are 5 or more people who are not in your household in attendance?** *Interviewer: If necessary, prompt with options like a sporting event, concert, festival, etc. Specify the event: \_\_\_\_\_*

[Proceed to [section 7](#)]

## SECTION 7: OCCUPATION (~1 min)

1. I am now going to ask you some questions about your occupation. Between [ADD 14 DAYS – TEST DATE HERE] to [ADD TEST DATE] did you attend work, school, or volunteering commitments exclusively at home, both at home and in “in-person”, or exclusively “in-person”.
  - I work, study, and/or volunteer at home
  - I attend work, school, and/or volunteering “in-person”
  - I attend work, school, and/or volunteering both “in-person” and at home
  - I am not currently working, in school, or in a volunteer position.

[If respondent is a student, skip question and just record “student”]

2. **Can you tell me what your job is?** (Record open ended response]

[If they attend work, school, or volunteering commitments in person or both at home & in person, proceed to question 3, otherwise proceed to [Section 8](#)]

**3a. Do you come into close contact (within 6 feet) of more than 10 people per day at work/school/volunteering?**

*Record: Yes or No*

**3b. Do you primarily attend work/school/volunteering indoors, outdoor, or both indoors and outdoors?**

*Record: indoors, outdoors, or both*

[Proceed to [section 8](#)]

## SECTION 8: VACCINATION (~2 min)

I am now going to ask you some questions about the COVID-19 vaccine.

1. **Do you have any conditions that might place you higher risk for COVID-19?** Interviewers may prompt with examples such diabetes, high blood pressure, overweight, being immunocompromised if requested. Select options from list below

- Lung conditions: COPD, lung cancer, cystic fibrosis, moderate to severe asthma, pulmonary fibrosis
- Heart disease
- High blood pressure
- Obesity
- Overweight
- Diabetes
- Weakened immune system: organ transplant, cancer treatment, bone marrow transplant, HIV/AIDS, sickle cell anemia, thalassemia
- Chronic kidney disease
- Chronic liver disease
- Pregnant (first, second, or third trimester)

2. **Have you received any doses of a COVID-19 vaccine?**

Record: Yes, No

[If they have not received any doses, skip to 2b\_ otherwise ask question 3]

**2b. Do you plan to receive any doses of the COVID-19 vaccine?**

Record: Yes, No, not sure, refuse

[If they are not planning to receive any doses or are not sure yet, ask 2c, otherwise, ask skip to [section 9](#)]

**2c. Can you describe to me why you are not planning to receive the COVID-19 vaccine?**

Record reason in check box

3. **How many doses of the COVID-19 vaccine have you received?**

Record: 1, 2

4. **Do you have a vaccine card on hand from when you got the COVID-19 vaccine?**

If yes, ask them to get their vaccine card. If no, ask them to do their best remembering and try pulling up a calendar to help them remember.

5. **What dates did you receive your dose(s)?**

Record the date of each vaccine

6. **Do you know what product COVID-19 vaccine you received?**

Record the product of each dose

7. **Do you have access to a COVID -19 vaccination clinic at your work or school?**

Record: yes/ no/ not sure/ refuse

8. **Where did you get your COVID-19 vaccine?**

Record: mass vaccination site, hospital, nursing home, at my work, at my school, at a retail pharmacy, at a retail shop (eg. Walmart)

9. **At the time you received the vaccine was it required to attend work or school?**

Record: yes/ no/ not sure/ refuse

[Proceed to [section 9](#)]

## SECTION 9: DEMOGRAPHICS (~5 min)

I just have a few more questions. Again, anything you share with me is confidential and protected by California's strict privacy laws. The information we collect about you will assist the health department in their COVID-19 response.

1. First, I'm going to ask you some general questions about COVID-19. From the beginning of the pandemic to the time you were tested on [DATE OF TEST], how worried did you feel about getting COVID-19? Would you say you felt:
- Very worried
  - Somewhat worried

- **Neutral**
- **Not worried at all**

2. **Since the beginning of the pandemic, there have been a lot of recommendations on behaviors that can reduce the risk of COVID-19 including avoiding large crowds, travel, and maintaining 6 feet of distance in public places. Would you say that you strongly agree, agree, are neutral, disagree, or strongly disagree that these measures reduce the risk of COVID-19?**

*Record strongly agree, agree, neutral, disagree, strongly disagree*

3. **Another recommendation to reduce the spread of COVID-19 is wearing face masks. Would you say that you strongly agree, agree, are neutral, disagree, or strongly disagree that face masks reduce the risk of COVID-19?**

*Record strongly agree, agree, neutral, disagree, strongly disagree*

**Last, I want to capture some information about demographics.**

1. **So do you mind sharing how old you are?**

*Record free response*

2. **Next, please let me know which of the following race/ethnicities best describe yourself. You may select all that apply:**

- **White**
- **Black**
- **Hispanic**
- **Asian**
- **Native American or Alaska Native**
- **Native Hawaiian or other Pacific Islander**

3. **What is your sex/ gender?**

*Record Man, Woman, Non= binary, Prefer to self-describe, Refuse, Don't know*

4. **What is your zip code of your home address?**

*Record address using encryption tool*

5. **What is your home address?**

*Record address using encryption tool after verifying it is an address using google maps*

6. **Which of the following best describes your living arrangement:**

- **Private home**
- **Apartment, or condominium**
- **Skilled nursing facility**
- **College or university student housing**
- **Military quarters**
- **Emergency or transitional shelter**
- **Other (please describe)**

7. **How many people live in your household?**

8. **How many bedrooms do you have in your household?**

9. **Do you have any children under 18 at your home?**

10. **Are any of your children under 18 attending in-person instruction, school, or daycare?**

11. **Does anyone visit your home on a regular basis like a cleaning service or babysitter?**

If you are talking to a child aged 14-17, at this point you can end the interview with the child and ask to speak with their parent/guardian. When you get back on the phone with the parent or guardian, you can say something like ["Hi again, thank you so much for letting me speak with your child, it was extremely helpful. We are wrapping up the survey with some demographic questions and my last question that I didn't want your child to have to answer was whether you are willing to share your total household income?"]

12. **What is your total household income? Answer on behalf of everyone you share finances with.**

[If you are speaking with POSITIVE case, proceed to 13]

[If you are speaking with NEGATIVE control, proceed to 14]

- 13. Thank you for participating in this survey. You may be contacted by another staff member at the health department to check in on you. They will ask you questions about your health and well-being to make sure you're ok.**
- 14. Thank you for participating in our survey. We appreciate your time.**

**Table S1: Counties by geographic region**

County	Region
Alameda County	San Francisco San Francisco Bay Area
Alpine County	Sierras Region
Amador County	Sierras Region
Butte County	Northern Sacramento Valley
Calaveras County	Sierras Region
Colusa County	Northern Sacramento Valley
Contra Costa County	San Francisco Bay Area
Del Norte County	Northwestern California
El Dorado County	Sierras Region
Fresno County	San Joaquin Valley
Glenn County	Northern Sacramento Valley
Humboldt County	Northwestern California
Imperial County	San Diego and southern border
Inyo County	Sierras Region
Kern County	San Joaquin Valley
Kings County	San Joaquin Valley
Lake County	Northwestern California
Lassen County	Sierras Region
Los Angeles County	Greater Los Angeles area
Madera County	San Joaquin Valley
Marin County	San Francisco Bay Area
Mariposa County	Sierras Region
Mendocino County	Northwestern California
Merced County	San Joaquin Valley
Modoc County	Sierras Region
Mono County	Sierras Region
Monterey County	Central Coast
Napa County	San Francisco Bay Area
Nevada County	Sierras Region
Orange County	Greater Los Angeles area
Placer County	Sierras Region
Plumas County	Sierras Region
Riverside County	Greater Los Angeles area
Sacramento County	Central Valley
San Benito County	San Francisco Bay Area
San Bernardino County	Greater Los Angeles area
San Diego County	San Diego and southern border
San Francisco County	San Francisco Bay Area
San Joaquin County	San Joaquin Valley
San Luis Obispo County	Central Coast
San Mateo County	San Francisco Bay Area
Santa Barbara County	Central Coast
Santa Clara County	San Francisco Bay Area
Santa Cruz County	San Francisco Bay Area
Shasta County	Northwestern California
Sierra County	Sierras Region
Siskiyou County	Northwestern California
Solano County	San Francisco Bay Area
Sonoma County	San Francisco Bay Area
Stanislaus County	San Joaquin Valley
Sutter County	Northern Sacramento Valley
Tehama County	Northern Sacramento Valley
Trinity County	Northwestern California
Tulare County	San Joaquin Valley
Tuolumne County	Sierras Region
Ventura County	Greater Los Angeles area
Yolo County	Northern Sacramento Valley
Yuba County	Northern Sacramento Valley

**Table S2: Characteristics of total population eligible for inclusion**

	Eligible		Attempted		Final analytic sample	
	Case n (%) N = 108,606	Control n (%) N = 4,718,559	Case n (%) N = 3,847	Control n (%) N = 5,253	Case n (%) N = 525	Control n (%) N = 498
Age						
<18	16,535 (15.2)	650,959 (13.8)	438 (11.4)	540 (10.3)	--	--
18-29	27584 (25.4)	1179240 (25.0)	1038 (27.0)	1724 (32.8)	200 (38.1)	195 (39.2)
30-49	34640 (31.9)	1494701 (31.7)	1219 (31.7)	1584 (30.2)	188 (35.8)	175 (35.1)
50-64	19918 (18.3)	887593 (18.8)	732 (19.0)	956 (18.2)	100 (19.0)	92 (18.5)
65+	9929 (9.1)	506066 (10.7)	419 (10.9)	447 (8.5)	37 (7.0)	36 (7.2)
Region						
<i>Predominantly urban regions</i>						
San Francisco Bay Area	25354 (23.3)	1728944 (36.6)	432 (11.2)	694 (13.2)	66 (12.6)	63 (12.7)
Greater Los Angeles Area	35706 (32.9)	1728944 (31.5)	537 (14.0)	519 (9.9)	48 (9.1)	43 (8.6)
Greater Sacramento Area	6412 (5.9)	171474 (3.6)	316 (8.2)	576 (11.0)	58 (11.0)	57 (11.4)
San Diego and southern Border	11190 (10.3)	430201 (9.1)	487 (12.7)	545 (10.4)	54 (10.3)	56 (11.2)
<i>Predominantly rural regions</i>						
Central Coast	4352 (4.0)	159802 (3.4)	433 (11.3)	778 (14.8)	74 (14.1)	66 (13.3)
Northern Sacramento Valley	2334 (2.1)	107760 (2.3)	401 (10.4)	482 (9.2)	60 (11.4)	56 (11.2)
San Joaquin Valley	18398 (16.9)	478466 (10.4)	453 (11.8)	596 (11.3)	54 (10.3)	52 (10.4)
Northwestern California	1785 (1.6)	59791 (1.3)	345 (9.0)	449 (8.5)	55 (10.5)	53 (10.6)
Sierras Region	3075 (2.8)	96366 (2.1)	443 (11.5)	614 (11.7)	56 (10.7)	52 (10.4)
Sex						
Male	53185 (48.9)	2125671 (45.0)	1937 (50.3)	2705 (51.5)	264 (50.3)	255 (51.2)
Female	55421 (51.1)	2592888 (55.0)	1910 (49.6)	2548 (48.5)	261 (49.7)	243 (48.8)

**Table S3: Demographic attributes of vaccinated and unvaccinated cases and controls.**

Characteristics	Controls		Cases	
	Unvaccinated, <i>n</i> (%) <i>N</i> =313	Vaccinated, <i>n</i> (%) <i>N</i> =185	Unvaccinated, <i>n</i> (%) <i>N</i> =454	Vaccinated, <i>n</i> (%) <i>N</i> =71
Age				
18-29	142 (45.4)	53 (28.6)	177 (39.0)	23 (32.4)
30-49	101 (32.3)	74 (40.0)	171 (37.7)	17 (23.9)
50-64	53 (16.9)	39 (21.1)	82 (18.1)	18 (25.4)
65+	17 (5.4)	19 (10.3)	24 (5.3)	13 (18.3)
Region				
<i>Predominantly urban regions</i>				
San Francisco Bay Area	35 (11.2)	28 (15.1)	54 (11.9)	12 (16.9)
Greater Los Angeles Area	34 (10.9)	9 (4.9)	40 (8.8)	8 (11.3)
Greater Sacramento Area	33 (10.5)	24 (13.0)	56 (12.3)	2 (2.8)
San Diego and southern border	37 (11.8)	19 (10.3)	49 (10.8)	5 (7.0)
<i>Predominantly rural regions</i>				
Central Coast	41 (13.1)	25 (13.5)	63 (13.9)	11 (15.5)
Northern Sacramento Valley	35 (11.2)	21 (11.4)	52 (11.5)	8 (11.3)
San Joaquin Valley	36 (11.5)	16 (8.6)	43 (9.5)	11 (15.5)
Northwestern California	34 (10.9)	19 (10.3)	46 (10.1)	9 (12.7)
Sierras Region	28 (8.9)	24 (13.0)	51 (11.2)	5 (7.0)
Sex				
Male	159 (50.8)	96 (51.9)	227 (50.0)	37 (52.1)
Female	154 (49.2)	89 (48.1)	227 (50.0)	34 (47.9)
Household income				
Under \$50,000	79 (25.2)	40 (21.6)	138 (30.4)	15 (21.1)
\$50,000 to \$100,000	71 (22.7)	36 (19.5)	99 (21.8)	14 (19.7)
\$100,000 to \$150,000	45 (14.4)	31 (16.8)	34 (7.5)	11 (15.5)
Over \$150,000	31 (9.9)	40 (21.6)	50 (11.0)	14 (19.7)
Refuse	49 (15.7)	19 (10.3)	79 (17.4)	7 (9.9)
Not sure	38 (12.1)	19 (10.3)	54 (11.9)	10 (14.1)
Race/Ethnicity				
White	128 (40.9)	99 (53.5)	178 (39.3)	39 (54.9)
Hispanic	86 (27.5)	40 (21.6)	143 (31.6)	17 (23.9)
Asian	33 (10.5)	24 (13.0)	50 (11.0)	8 (11.3)
Black	11 (3.5)	6 (3.2)	29 (6.4)	1 (1.4)
More than 1 race	43 (13.7)	10 (5.4)	32 (7.1)	4 (5.6)
Native American	4 (1.3)	1 (0.5)	10 (2.2)	1 (1.4)
Native Hawaiian	3 (1.0)	3 (1.6)	3 (0.7)	1 (1.4)
Refuse	5 (1.6)	2 (1.1)	8 (1.8)	0 (0.0)

**Table S4: Frequency of each reported symptom and level of care sought by case-control status**

	Controls			Cases		
	Unvaccinated, n (%) N=313	Incompletely Vaccinated <sup>1</sup> , n (%) N=99	Fully Vaccinated, n (%) N=86	Unvaccinated, n (%) N=454	Incompletely Vaccinated, n (%) N=51	Fully Vaccinated, n (%) N=20
<b>Symptoms</b>						
Fever	12 (3.8)	4 (4.0)	0 (0.0)	120 (26.4)	9 (17.6)	2 (10.0)
Cough	14 (4.5)	4 (4.0)	2 (2.3)	134 (29.5)	15 (29.4)	2 (10.0)
Headache	12 (3.8)	4 (4.0)	0 (0.0)	141 (31.1)	12 (23.5)	1 (5.0)
Loss of taste	2 (0.6)	1 (1.0)	0 (0.0)	69 (15.2)	4 (7.8)	1 (5.0)
Loss of smell	1 (0.3)	1 (1.0)	0 (0.0)	66 (14.5)	4 (7.8)	1 (5.0)
Chills	6 (1.9)	1 (1.0)	0 (0.0)	75 (16.5)	6 (11.8)	0 (0.0)
Muscle Pain	3 (1.0)	2 (2.0)	0 (0.0)	91 (20.0)	10 (19.6)	1 (5.0)
Fatigue	9 (2.9)	1 (1.0)	0 (0.0)	81 (17.8)	8 (15.7)	2 (10.0)
Shortness of breath	3 (1.0)	2 (2.0)	1 (1.2)	41 (9.0)	5 (9.8)	0 (0.0)
Sore throat	14 (4.5)	4 (4.0)	0 (0.0)	69 (15.2)	6 (11.8)	2 (10.0)
Blocked nose	8 (2.6)	2 (2.0)	0 (0.0)	42 (9.3)	7 (13.7)	0 (0.0)
Runny nose	10 (3.2)	5 (5.1)	1 (1.2)	57 (12.6)	6 (11.8)	2 (10.0)
Chest pain	3 (1.0)	0 (0.0)	1 (1.2)	19 (4.2)	1 (2.0)	0 (0.0)
Watery eyes	0 (0.0)	0 (0.0)	0 (0.0)	4 (0.9)	0 (0.0)	0 (0.0)
Nausea	3 (1.0)	1 (1.0)	0 (0.0)	22 (4.8)	0 (0.0)	0 (0.0)
Sweating	1 (0.3)	0 (0.0)	0 (0.0)	9 (2.0)	0 (0.0)	1 (5.0)
Loss of appetite	1 (0.3)	1 (1.0)	0 (0.0)	25 (5.5)	3 (5.9)	0 (0.0)
Throat tickle	1 (0.3)	0 (0.0)	0 (0.0)	8 (1.8)	1 (2.0)	0 (0.0)
Any symptoms	52 (16.6)	13 (13.1)	3 (3.5)	354 (78.0)	34 (66.7)	9 (45.0)
<b>Level of care</b>						
Hospital	5 (1.6)	3 (3.0)	1 (1.2)	15 (3.3)	3 (5.9)	0 (0.0)
Emergency room	9 (2.9)	3 (3.0)	4 (4.7)	37 (8.1)	5 (9.8)	1 (5.0)
Physician	14 (4.5)	2 (2.0)	3 (3.5)	16 (3.5)	1 (2.0)	0 (0.0)
Telehealth	17 (5.4)	4 (4.0)	1 (1.2)	67 (14.8)	10 (19.6)	1 (5.0)
Urgent care	3 (1.0)	2 (2.0)	2 (2.3)	23 (5.1)	2 (3.9)	0 (0.0)
Pharmacy	6 (1.9)	1 (1.0)	0 (0.0)	14 (3.1)	0 (0.0)	1 (5.0)
Any care <sup>2</sup>	41 (13.1)	11 (11.1)	8 (9.3)	132 (29.1)	15 (29.4)	3 (15.0)

<sup>1</sup>An individual was considered incompletely vaccinated if they had received one or more doses of a mRNA COVID-19 vaccine product, but got tested <14 days after their second dose.

<sup>2</sup>Numbers for any care sought will not sum to the column totals owing to individuals who sought multiple forms of care



**Table S5: Vaccine confidence among cases and controls.**

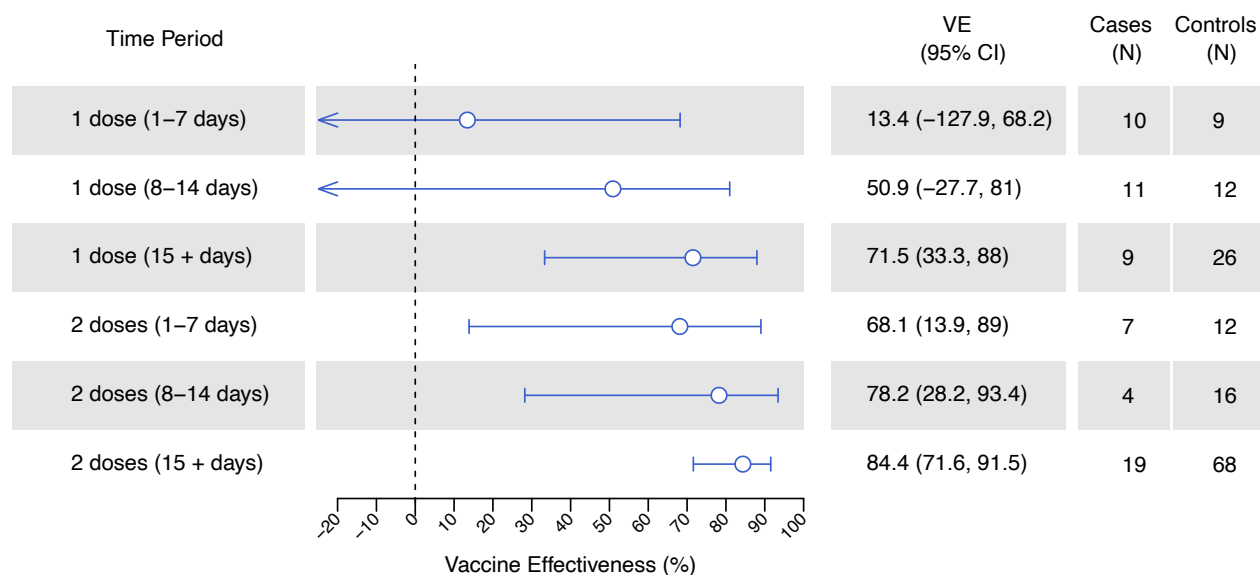
Characteristics	Controls		Cases		p
	Not willing/unsure, n (%) N=87	Willing, n (%) N=166	Not willing/unsure, n (%) N=139	Willing, n (%) N=264	
Age					0.021
18-29	29 (33.3)	86 (51.8)	53 (38.1)	103 (39.0)	
30-49	42 (48.3)	44 (26.5)	51 (36.7)	103 (39.0)	
50-64	10 (11.5)	29 (17.5)	24 (17.3)	47 (17.8)	
65+	6 (6.9)	7 (4.2)	11 (7.9)	11 (4.2)	
Region					< 0.001
<i>Predominantly urban regions</i>					
San Francisco Bay Area	4 (4.6)	19 (11.4)	7 (5.0)	40 (15.2)	
Greater Los Angeles area	7 (8.0)	20 (12.0)	9 (6.5)	27 (10.2)	
Greater Sacramento area	13 (14.9)	14 (8.4)	16 (11.5)	37 (14.0)	
San Diego and southern border region	4 (4.6)	24 (14.5)	7 (5.0)	33 (12.5)	
<i>Predominantly rural regions</i>					
Central Coast	11 (12.6)	22 (13.3)	21 (15.1)	34 (12.9)	
Northern Sacramento Valley	10 (11.5)	22 (13.3)	26 (18.7)	24 (9.1)	
San Joaquin Valley	15 (17.2)	14 (8.4)	11 (7.9)	28 (10.6)	
Northwestern California	13 (14.9)	16 (9.6)	22 (15.8)	16 (6.1)	
Sierras Region	10 (11.5)	15 (9.0)	20 (14.4)	25 (9.5)	
Sex					0.182
Woman	44 (50.6)	76 (45.8)	75 (54.0)	118 (44.7)	
Male	43 (49.4)	90 (54.2)	64 (46.0)	146 (55.3)	
Income					0.182
Under \$50,000	16 (18.4)	49 (29.5)	39 (28.1)	83 (31.4)	
\$50,000 to \$100,000	22 (25.3)	33 (19.9)	27 (19.4)	65 (24.6)	
\$100,000 to \$150,000	16 (18.4)	22 (13.3)	12 (8.6)	17 (6.4)	
Over \$150,000	7 (8.0)	17 (10.2)	15 (10.8)	27 (10.2)	
Refuse	14 (16.1)	25 (15.1)	29 (20.9)	41 (15.5)	
Not sure	12 (13.8)	20 (12.0)	17 (12.2)	31 (11.7)	
Race					<0.001
White	38 (43.7)	72 (43.4)	66 (47.5)	91 (34.6)	1
Hispanic	21 (24.1)	51 (30.7)	32 (23.0)	95 (36.1)	
Asian	2 (2.3)	18 (10.8)	5 (3.6)	40 (15.2)	
Black	5 (5.7)	4 (2.4)	15 (10.8)	14 (5.3)	
More than 1 race	15 (17.2)	19 (11.4)	11 (7.9)	17 (6.5)	
Native American	2 (2.3)	0 (0.0)	4 (2.9)	4 (1.5)	
Native Hawaiian	2 (2.3)	0 (0.0)	1 (0.7)	1 (0.4)	
Refuse	2 (2.3)	2 (1.2)	5 (3.6)	1 (0.4)	

**Table S6: Regions of residence among participants reporting hesitancy or willingness to receive vaccination.**

<b>Region of residence</b>	<b>Not willing/unsure, <i>n</i> (%)</b>	<b>Willing, <i>n</i> (%)</b>
<i>Predominantly urban regions</i>	67 (29.6)	214 (49.8)
San Francisco Bay area	11 (4.9)	59 (13.7)
Greater Los Angeles area	16 (7.1)	47 (10.9)
Greater Sacramento area	29 (12.8)	51 (11.9)
San Diego and southern border region	11 (4.9)	57 (13.3)
<i>Predominantly rural regions</i>	159 (70.4)	216 (50.2)
Central Coast	32 (14.2)	56 (13.0)
Northern Sacramento Valley	36 (15.9)	46 (10.7)
San Joaquin Valley	26 (11.5)	42 (9.8)
Northwestern California	35 (15.5)	32 (7.4)
Sierras Region	30 (13.3)	40 (9.3)

**Table S7: Complete case analysis of predictors of vaccine confidence**

Participant characteristics	Enthusiasm to receive vaccination		Adjusted Odds Ratio (95% CI)
	Not willing/unsure, <i>n</i> (%) <i>N</i> =226	Willing, <i>n</i> (%) <i>N</i> =430	
Case status			
Case with SARS-CoV-2 infection	139 (61.5)	264 (61.4)	N/A
Uninfected control	87 (38.5)	166 (38.6)	N/A
Age			
18-29	82 (36.3)	189 (44.0)	Ref.
30-49	93 (41.2)	147 (34.2)	1.22 (0.25,2.37)
50-64	34 (15.0)	76 (17.7)	1.26 (0.26,3.16)
65+	17 (7.5)	18 (4.2)	1.42 (0.29,3.47)
Region			
Predominantly urban regions	67 (29.6)	214 (49.8)	Ref.
Predominantly rural regions	159 (70.4)	216 (50.2)	1.21 (0.23,8.54)
Sex			
Male	107 (47.3)	236 (54.9)	Ref.
Woman	119 (52.7)	194 (45.1)	1.10 (0.26,8.2)
Income <sup>4</sup>			
Under \$50,000	55 (24.3)	132 (30.7)	Ref.
\$50,000 to \$100,000	49 (21.7)	98 (22.8)	1.31 (0.20,3.24)
\$100,000 to \$150,000	28 (12.4)	39 (9.1)	1.63 (0.16,20.67)
Over \$150,000	22 (9.7)	44 (10.2)	1.69 (0.11,7.53)
Race <sup>5</sup>			
White	104 (46.0)	163 (38.0)	Ref.
Hispanic	53 (23.5)	146 (34.0)	1.44 (0.24,11.0)
Asian	7 (3.1)	58 (13.5)	1.45 (0.27,7.08)
Black	20 (8.8)	18 (4.2)	1.28 (0.27,10.65)
More than 1 race	26 (11.5)	36 (8.4)	1.33 (0.14,3.61)
Native American or Alaskan Native	6 (2.7)	4 (0.9)	1.21 (0.27,3.14)
Native Hawaiian or Pacific Islander	3 (1.3)	1 (0.2)	1.36 (0.11,4.67)



**Figure S1: Sensitivity analyses of individuals (N=53) without access to vaccination cards.** Lines denote 95% confidence intervals, respectively, for estimates of vaccine effectiveness for both mRNA vaccines pooled. Estimates were calculated via conditional logistic regression.