

Supplemental information for:

**Disparities in the pace of biological aging among midlife adults of the same chronological age
have implications for future frailty risk and policy**

Elliott ML, Caspi A, Houts RM, et al.

Supplemental Figure S1. Childhood IQ attrition analysis.

Supplemental Figure S2. Childhood SES attrition analysis.

Supplemental Figure S3. Testing biomarker change for nonlinearity.

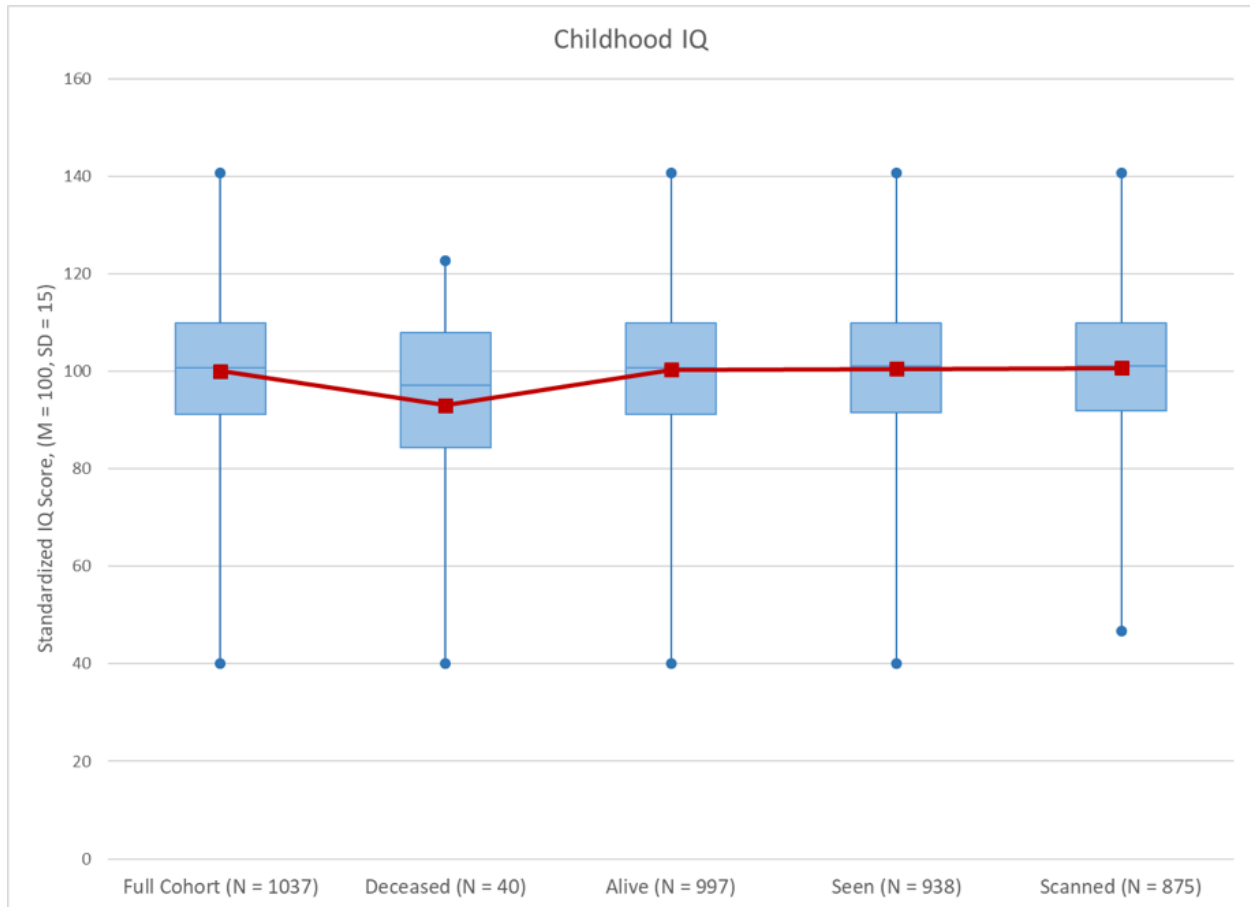
Supplemental Table S1. Measurement of biomarkers used to calculate Pace of Aging measures.

Supplemental Table S2. Pairwise correlations among Study-member-specific slopes for 19 biomarkers.

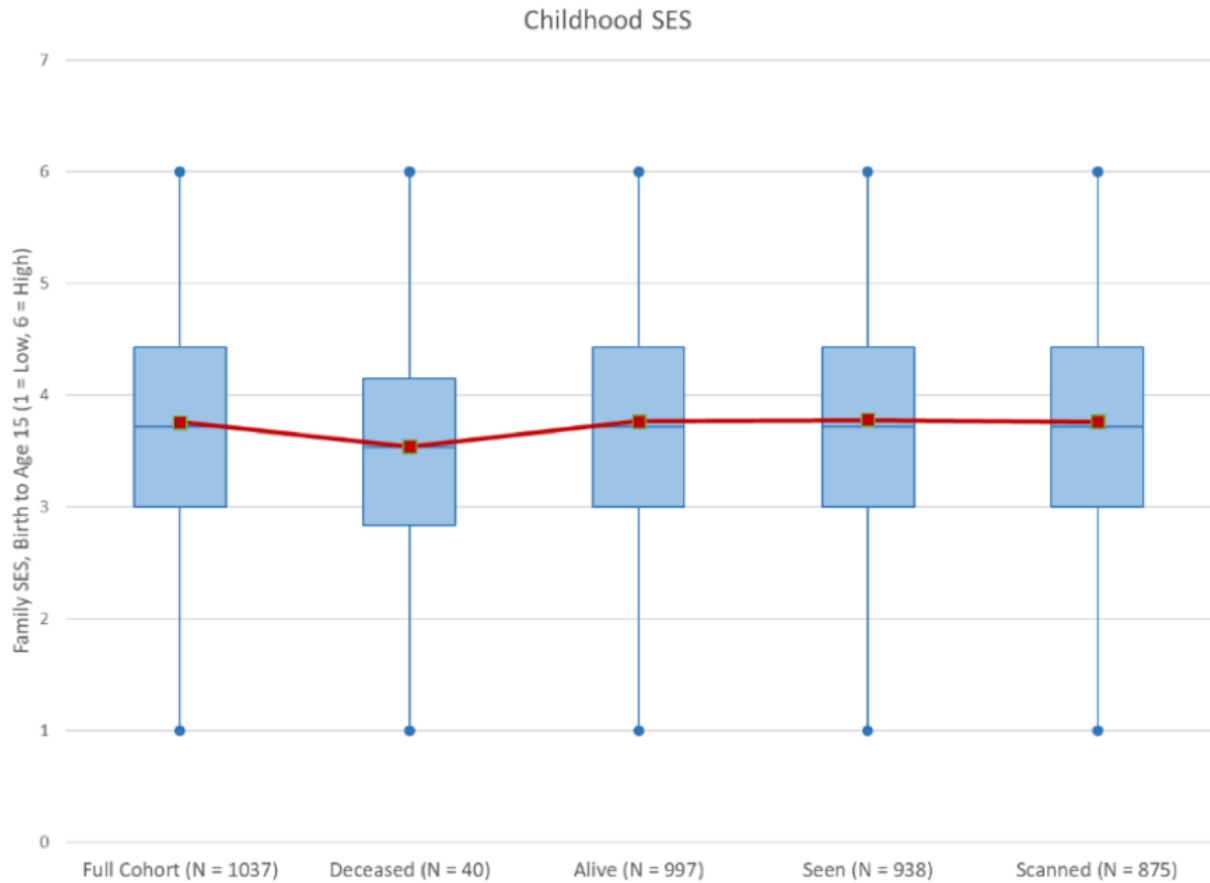
Supplemental Table S3. Parcel-wise cortical thickness results.

Supplemental Table S4. Parcel-wise surface area results.

Supplemental Figure S1. Childhood IQ attrition analysis. No significant differences in childhood IQ were found between the full cohort, those still alive, those seen at Phase 45 or those MRI-scanned at Phase 45. Those who were deceased by the Phase 45 data collection had significantly lower childhood IQ's than those who were still alive ($t = 2.09$, $p = 0.04$).

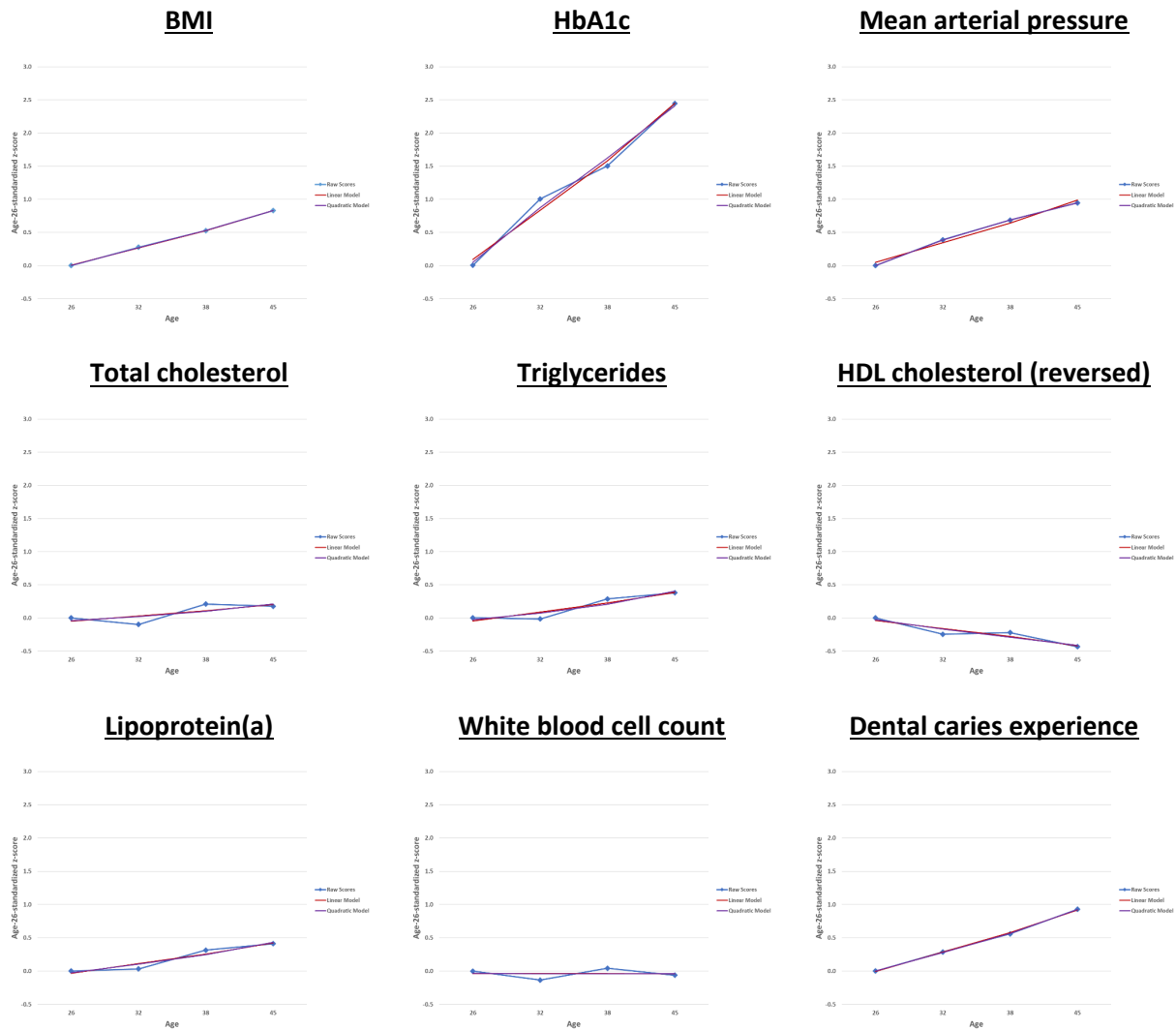


Supplemental Figure S2. Childhood SES attrition analysis. No significant differences were found between the full cohort, those deceased, those alive, those seen at Phase 45 or those MRI-scanned at Phase 45 on childhood SES.

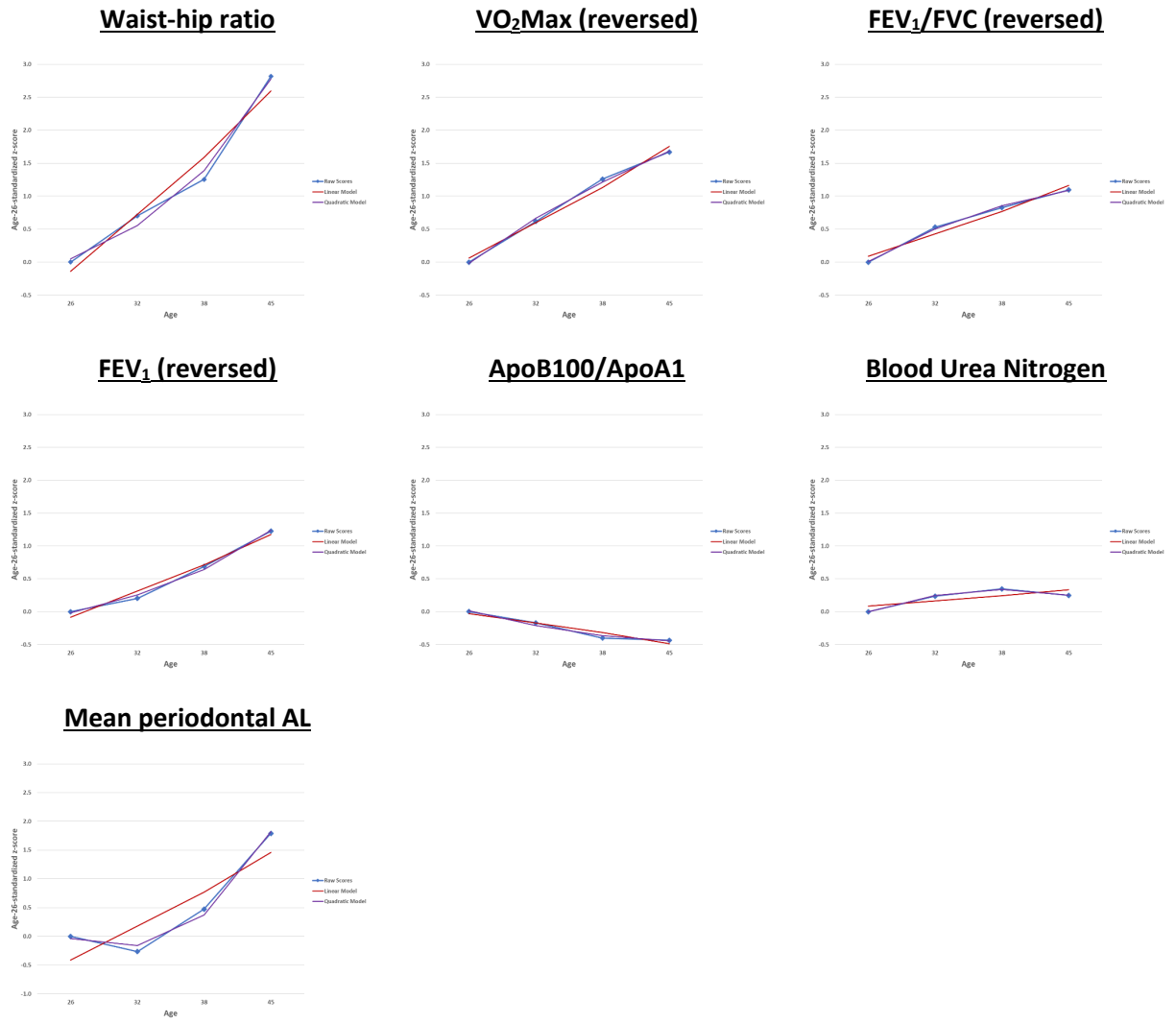


Supplemental Figure S3. Testing biomarker change for nonlinearity. For each biomarker, the graphs show raw age-26-standardized z-scores (blue lines) at each assessment age, estimated linear-only model (red lines), and estimated linear + quadratic model (purple lines). **Panel A** shows biomarkers for which fit statistics indicated that the linear model provided a better fit than the quadratic model. **Panel B** shows biomarkers for which fit statistics (-2 residual LL, AICC, BIC) indicated that the quadratic model provided a better fit than the linear model. However, for these seven biomarkers, the linear slope estimates extracted from the two models were highly correlated (Waist-hip ratio: 0.99, VO₂Max: 1.00, FEV₁/FVC: 0.99, FEV₁: 0.99, Apolipoprotein B100/A1 ratio: 0.99; BUN: 0.99; Gum health: 0.99), leading us to conclude that we could reasonably use the linear slope estimates from the models including linear fixed effects only. **Panel C** shows biomarkers that were only measured at only three time-points and, thus, could only be fit with a linear model.

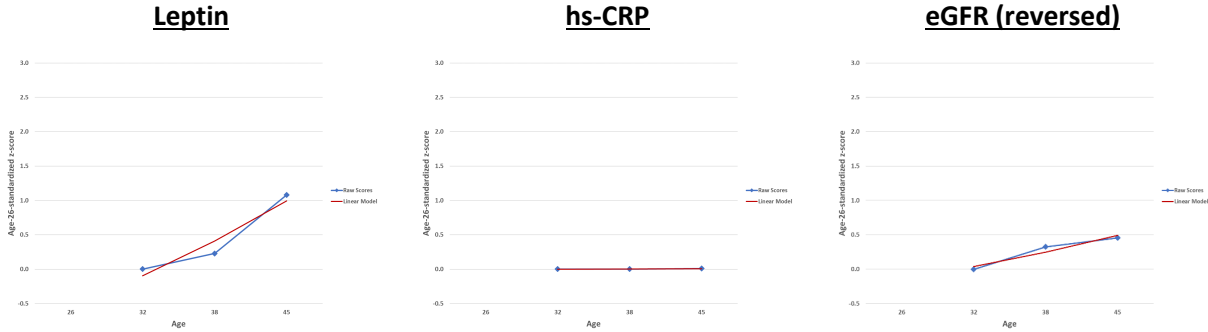
Panel A: Biomarkers for which linear model fit better than quadratic model.



Panel B: Biomarkers for which quadratic model fit better than linear model.



Panel C: Biomarkers measured at 3 time points and not tested for non-linearity.



Supplemental Table S1. Measurement of biomarkers used to calculate Pace of Aging measures.

Measures were taken in counterbalanced order across Study members with the exception of blood, which was drawn at the same time of day for all Study members at all four ages. Women who were pregnant at the time of a given assessment were excluded from that wave of data collection. In our previous 2015 article, we reported the pace of aging with 3 waves from 26 to 38 with 18 biomarkers. Here we add a 4th measurement wave of data completed in 2019, at age 45, with 19 biomarkers. We added measures of leptin and carries, both of which are now available at multiple waves allowing growth curve modeling, and we dropped telomere length because of an emerging and yet-unresolved field-wide debate about its measurement.

<i>Body mass index</i>	Height was measured to the nearest millimeter using a portable stadiometer (Harpenden; Holtain, Ltd.). Weight was measured to the nearest 0.1 kg using calibrated scales. Individuals were weighed in light clothing. Body mass index (BMI) was calculated.
<i>Waist-hip ratio</i>	Waist girth was the perimeter at the level of the noticeable waist narrowing located between the costal border and the iliac crest. Hip girth was taken as the perimeter at the level of the greatest protuberance and at about the symphysis pubic level anteriorly. Measurements were repeated and the average used to calculate waist-hip ratio.
<i>Glycated hemoglobin (HbA1C)</i>	Whole blood glycated hemoglobin concentration (expressed as a percentage of total hemoglobin) was measured by ion exchange high performance liquid chromatography (Variant II: BioRad, Hercules, Calif.), a method certified by the US National Glycohemoglobin Standardization Program (http://www.ngsp.org/).
<i>Leptin</i>	Serum leptin (µg/L) was measured using Human Leptin RIA kit (Cat# HL-81K, Linco Research, Missouri, USA) (Ages 32 & 38) and the Quantikine ELISA Human Leptin Immunoassay (Cat# SLP00, R&D Systems Inc, Minneapolis, MN) (Age 45) according to the manufacturer's instructions.
<i>Blood pressure (mean arterial pressure)</i>	Systolic and diastolic blood pressure were assessed according to standard protocols with a Hawksley random-zero sphygmomanometer with a constant deflation valve. Mean arterial pressure (MAP) was calculated using the formula $\text{Diastolic Pressure} + 1/3(\text{Systolic Pressure} - \text{Diastolic Pressure})$.
<i>Cardiorespiratory fitness (VO₂Max)</i>	Cardiorespiratory fitness was assessed by measuring heart rate in response to a submaximal exercise test on a friction-braked cycle ergometer. Dependent on the extent to which heart rate increased during a 2-min 50 W warm-up, the workload was adjusted to elicit a steady heart-rate in the range 130–170 beats per minute. After a further 6-min constant power output stage, the maximum heart rate was recorded and used to calculate predicted maximum oxygen uptake adjusted for body weight in milliliters per minute per kilogram (VO ₂ max) according to standard protocols.

<i>Lung function (FEV₁ and FEV₁/FVC)</i>	We calculated post-albuterol forced expiratory volume in one second (FEV ₁) and the ratio of FEV ₁ to forced vital capacity (FVC; FEV ₁ /FVC) using measurements from spirometry conducted with a SensorMedics body plethysmograph (SensorMedics Corporation, Yorba Linda, CA, USA).
<i>Total cholesterol, triglycerides, and high-density lipoprotein (HDL) cholesterol</i>	Serum non-fasting total cholesterol, triglycerides, and high-density lipoprotein (HDL) cholesterol levels (mmol/L) were measured by colorimetric assay on a Hitachi 917 analyzer (ages 26-32), a Modular P analyzer (age 38), and a Cobas c702 analyzer (age 45).
<i>Lipoprotein(a)</i>	Serum lipoprotein(a) (nmol/L) was measured by a particle-enhanced immunoturbidimetric assay on a Hitachi 917 analyzer (ages 26-32), a Modular P analyzer (age 38), and a Cobas c502 analyzer (age 45).
<i>Apolipoprotein B100/A1 ratio</i>	Serum apolipoprotein A1 and apolipoprotein B100 (g/L) were measured by immunoturbidimetric assay on a Hitachi 917 analyzer (ages 26-32), a Modular P analyzer (age 38), and a Cobas c502 (age 45), and the ratio between the two was calculated.
<i>eGFR (estimated glomerular filtration rate)</i>	Serum creatinine (mmol/L) was measured by kinetic colorimetric assay on a Hitachi 917 analyzer (age 32), Modular P analyzer (age 38), and Cobas c702 (age 45) (Roche Diagnostics, Mannheim, Germany). Cystatin C was measured in Serum using an immunoturbidimetric assay implemented on the Cobas c 502 platform. The assay reagents kit used was CYSC2 Tina-quant Cystatin C Gen.2, Cat# 06600239 190, ACN 8109, Roche Diagnostics GmbH, D-68305 Mannheim, Germany. The calibrator kit was C.f.a.s. Cystatin C, Cat# 04975901 191, Roche Diagnostics GmbH, D-68305 Mannheim, Germany. Standardised against ERM-DA471/IFCC reference material. The lower limit of detection was 0.40mg/L. eGFR was estimated utilizing the CKD-Epi formula calculated from serum creatinine and serum cystatin C.
<i>Blood urea nitrogen (BUN)</i>	Blood urea nitrogen (mmol/L) was measured by kinetic UV assay at ages 26 (Hitachi 917 analyzer) and 45 (Cobas c702 analyzer), and by kinetic colorimetric assay at ages 32 (Hitachi 917 analyzer) and 38 (Modular P analyzer).
<i>High sensitivity C-reactive protein (hs-CRP)</i>	Serum C-reactive protein (mg/L) was measured by high sensitivity immunoturbidimetric assay on a Hitachi 917 analyzer (age 32), a Modular P analyzer (age 38), and a Cobas c702 (age 45). Values were log-transformed for analysis.
<i>White blood cell count</i>	Whole blood white blood cell counts ($\times 10^9/L$) were measured by flow cytometry with a Coulter STKS (Coulter Corporation, Miami, FL) (age 26), a Sysmex XE2100 (Sysmex Corporation, Japan) (age 32), and a Sysmex XE5000 (Sysmex Corporation, Japan) (ages 38 and 45). Counts were log-transformed for analysis.

Mean periodontal attachment loss (AL)

Calibrated dentists used a PCP-2 periodontal probe (Hu-Friedy; Chicago) to measure gingival recession (the distance from the cementoenamel junction to the gingival margin) and probing depth (the distance from the probe tip to the gingival margin) in millimeters at three sites (mesiobuccal, buccal, and distolingual) per tooth, excluding third molar teeth. Periodontal attachment loss for each site was computed by summing gingival recession and probing depth, and then averaged across all periodontally examined teeth. Periodontal examinations were conducted with half-mouth examinations at age 26 and full-mouth examinations at ages 32, 38, and 45 years.

Caries-affected tooth surfaces

Calibrated dentists examined the teeth for caries and restorations following the World Health Organization Oral Health Surveys methodology. Four surfaces were considered for anterior teeth (canines and incisors): buccal, lingual, distal, and mesial; a fifth surface, occlusal, was considered for premolar and molar teeth. Tooth surfaces were classified as having untreated caries (DS) if a cavitated carious lesion was present, as filled (FS) if a dental restoration was present (including crowns), and missing due to caries (MS) if the participant indicated that a given tooth had been removed due to decay or failed dental restorative work. DS, MS, and FS counts were summed to obtain a DMFS score (ranging from 0 to 148 surfaces). Caries experience was expressed as the % of tooth surfaces that had been caries-affected, excluding surfaces of teeth that were unerupted, lost due to trauma, extracted for reasons other than caries (impaction, orthodontic treatment, or periodontal disease), or could not be visualized by the examiner.

Supplemental Table S2. Pairwise correlations among Study-member specific slopes for 19 biomarkers.

	BMI	Waist-hip ratio	HbA1c	Leptin	Mean arterial pressure	VO ₂ Max (rev)	FEV ₁ /FVC (rev)	FEV ₁	Total cholesterol	Triglycerides	HDL Cholesterol (rev)	Lipoprotein(a)	ApoB100/ApoA1	eGFR (rev)	Blood urea nitrogen	hs-CRP	White blood cell count	Mean periodontal AL	Dental caries experience	
Mean slope	.04	.14	.12	.08	.05	.09	.06	.07	.01	.02	-.02	.02	-.02	.03	.01	.00	.00	.10	.05	
BMI	--																			
Waist-hip ratio	.4	--																		
HbA1c	.2	.2	--																	
Leptin	.7	.2	.1	--																
Mean arterial pressure	.4	.2	.1	.3	--															
VO ₂ Max (rev)	.4	.4	.3	.0	.2	--														
FEV ₁ /FVC (rev)	-.2	-.2	-.1	-.1	-.1	-.2	--													
FEV ₁ (rev)	.1	.2	.1	-.1	.0	.2	.3	--												
Total cholesterol	.2	.2	.1	-.1	.1	.6	-.2	.1	--											
Triglycerides	.4	.4	.2	.1	.2	.3	-.1	.2	.3	--										
HDL cholesterol (rev)	.4	.3	.1	.2	.1	.2	.0	.1	.0	.5	--									
Lipoprotein(a)	.1	.0	.0	.0	.0	.0	-.1	.0	.1	.0	-.1	--								
ApoB100/ApoA1	.3	.4	.3	.0	.1	.7	-.2	.3	.7	.4	.4	.1	--							
eGFR (rev)	.0	-.1	.0	.1	.0	-.2	.0	.0	-.2	-.1	.0	.0	-.1	--						
Blood urea nitrogen	-.1	-.1	.0	.1	.0	-.2	.0	-.1	-.1	.0	.0	.0	-.2	.4	--					
hs-CRP	.3	.2	.1	.2	.2	.2	.0	.1	.1	.1	.2	.0	.2	.0	.0	--				
White blood cell count	.2	.1	.1	.2	.2	.1	.1	.1	.1	.2	.2	.0	.1	.1	.0	.3	--			
Mean periodontal AL	.0	.1	.1	.0	.0	.1	.2	.2	.0	.1	.1	.0	.1	.0	-.1	.1	.1	--		
Dental caries experience	.0	.1	.1	.0	.0	.1	.2	.2	.0	.1	.1	.0	.1	.0	-.1	.1	.1	.5	--	

Supplemental Table S3. Parcel-wise cortical thickness results. Sex-adjusted associations between the Pace of Aging and cortical thickness for each of the cortical parcels in the Glasser atlas. The table reports standardized betas, p-values, and p-values that have been adjusted for 360 comparisons using the false discovery rate.

Parcel label	beta	P	Adjusted P
R_V1_ROI	0.015	0.652	0.718
R_MST_ROI	-0.063	0.066	0.124
R_V6_ROI	-0.088	0.010	0.030
R_V2_ROI	-0.005	0.884	0.910
R_V3_ROI	-0.051	0.138	0.213
R_V4_ROI	-0.069	0.043	0.089
R_V8_ROI	-0.070	0.041	0.089
R_4_ROI	-0.105	0.002	0.008
R_3b_ROI	0.056	0.101	0.168
R_FEF_ROI	-0.062	0.069	0.126
R_PEF_ROI	-0.033	0.333	0.431
R_55b_ROI	-0.023	0.503	0.588
R_V3A_ROI	-0.058	0.090	0.154
R_RSC_ROI	-0.003	0.931	0.952
R_POS2_ROI	-0.104	0.002	0.009
R_V7_ROI	-0.074	0.029	0.070
R_IPS1_ROI	-0.065	0.054	0.104
R_FFC_ROI	-0.056	0.100	0.168
R_V3B_ROI	-0.072	0.032	0.074
R_LO1_ROI	0.007	0.835	0.874
R_LO2_ROI	0.002	0.956	0.970
R_PIT_ROI	-0.041	0.227	0.329
R_MT_ROI	-0.080	0.019	0.050
R_A1_ROI	-0.069	0.043	0.089
R_PSL_ROI	-0.024	0.486	0.573
R_SFL_ROI	-0.019	0.575	0.646
R_PCV_ROI	-0.025	0.462	0.555
R_STV_ROI	-0.069	0.042	0.089
R_7Pm_ROI	-0.041	0.234	0.337
R_7m_ROI	-0.124	0.000	0.002
R_POS1_ROI	-0.150	0.000	0.000
R_23d_ROI	-0.085	0.011	0.032
R_v23ab_ROI	-0.076	0.022	0.056
R_d23ab_ROI	-0.089	0.009	0.028
R_31pv_ROI	-0.066	0.054	0.104
R_5m_ROI	0.005	0.885	0.910
R_5mv_ROI	-0.002	0.954	0.970
R_23c_ROI	-0.098	0.003	0.013
R_5L_ROI	0.070	0.039	0.085
R_24dd_ROI	-0.013	0.703	0.764
R_24dv_ROI	-0.024	0.488	0.573
R_7AL_ROI	0.024	0.488	0.573
R_SCEF_ROI	0.032	0.343	0.437
R_6ma_ROI	-0.036	0.290	0.389

R_7Am_ROI	0.035	0.304	0.399
R_7PL_ROI	0.000	0.994	0.998
R_7PC_ROI	0.040	0.239	0.340
R_LIPv_ROI	0.001	0.982	0.990
R_VIP_ROI	0.019	0.583	0.652
R_MIP_ROI	-0.002	0.956	0.970
R_1_ROI	-0.001	0.969	0.980
R_2_ROI	-0.052	0.124	0.199
R_3a_ROI	-0.052	0.131	0.206
R_6d_ROI	-0.022	0.523	0.606
R_6mp_ROI	-0.042	0.223	0.327
R_6v_ROI	-0.018	0.596	0.665
R_p24pr_ROI	-0.086	0.011	0.033
R_33pr_ROI	0.013	0.697	0.760
R_a24pr_ROI	-0.059	0.082	0.144
R_p32pr_ROI	-0.040	0.242	0.341
R_a24_ROI	-0.051	0.136	0.210
R_d32_ROI	-0.063	0.064	0.120
R_8BM_ROI	0.017	0.624	0.694
R_p32_ROI	-0.033	0.337	0.432
R_10r_ROI	-0.025	0.469	0.561
R_47m_ROI	-0.110	0.001	0.006
R_8Av_ROI	-0.049	0.154	0.235
R_8Ad_ROI	-0.020	0.550	0.626
R_9m_ROI	-0.019	0.576	0.646
R_8BL_ROI	0.007	0.833	0.874
R_9p_ROI	0.038	0.263	0.362
R_10d_ROI	0.021	0.531	0.612
R_8C_ROI	-0.005	0.894	0.917
R_44_ROI	-0.058	0.086	0.150
R_45_ROI	-0.074	0.030	0.070
R_47l_ROI	-0.098	0.004	0.014
R_a47r_ROI	-0.052	0.130	0.205
R_6r_ROI	-0.068	0.042	0.089
R_IFJa_ROI	-0.037	0.281	0.379
R_IFJp_ROI	-0.062	0.070	0.127
R_IFSp_ROI	-0.021	0.545	0.622
R_IFSa_ROI	-0.029	0.386	0.474
R_p9-46v_ROI	-0.059	0.081	0.144
R_46_ROI	-0.055	0.109	0.179
R_a9-46v_ROI	-0.021	0.534	0.613
R_9-46d_ROI	-0.035	0.298	0.395
R_9a_ROI	0.020	0.567	0.642
R_10v_ROI	-0.105	0.002	0.008
R_a10p_ROI	-0.011	0.743	0.799
R_10pp_ROI	-0.083	0.015	0.041
R_11l_ROI	-0.078	0.022	0.055
R_13l_ROI	-0.211	0.000	0.000
R_OFC_ROI	-0.058	0.089	0.153
R_47s_ROI	-0.203	0.000	0.000

R_LIPd_ROI	0.069	0.045	0.092
R_6a_ROI	-0.033	0.337	0.432
R_i6-8_ROI	-0.043	0.208	0.307
R_s6-8_ROI	0.006	0.870	0.900
R_43_ROI	-0.047	0.164	0.248
R_OP4_ROI	-0.062	0.068	0.125
R_OP1_ROI	-0.100	0.004	0.013
R_OP2-3_ROI	-0.063	0.059	0.112
R_52_ROI	-0.037	0.267	0.366
R_RI_ROI	-0.070	0.039	0.086
R_PFcM_ROI	-0.099	0.004	0.013
R_PoI2_ROI	-0.124	0.000	0.001
R_TA2_ROI	-0.142	0.000	0.000
R_FOP4_ROI	-0.121	0.000	0.002
R_MI_ROI	-0.092	0.007	0.023
R_Pir_ROI	-0.059	0.084	0.147
R_AVI_ROI	-0.133	0.000	0.001
R_AAIC_ROI	-0.154	0.000	0.000
R_FOP1_ROI	-0.102	0.002	0.009
R_FOP3_ROI	-0.122	0.000	0.002
R_FOP2_ROI	-0.040	0.241	0.340
R_PFt_ROI	-0.042	0.223	0.327
R_AIP_ROI	-0.038	0.271	0.371
R_EC_ROI	-0.124	0.000	0.002
R_PreS_ROI	0.006	0.851	0.886
R_H_ROI	-0.132	0.000	0.001
R_ProS_ROI	-0.082	0.014	0.039
R_PeEc_ROI	-0.218	0.000	0.000
R_STGa_ROI	-0.118	0.001	0.003
R_PBelt_ROI	-0.109	0.001	0.006
R_A5_ROI	-0.144	0.000	0.000
R_PHA1_ROI	-0.088	0.010	0.029
R_PHA3_ROI	-0.127	0.000	0.001
R_STSda_ROI	-0.175	0.000	0.000
R_STSdp_ROI	-0.093	0.006	0.019
R_STSvp_ROI	-0.047	0.162	0.246
R_TGd_ROI	-0.202	0.000	0.000
R_TE1a_ROI	-0.061	0.068	0.125
R_TE1p_ROI	0.029	0.399	0.486
R_TE2a_ROI	-0.098	0.004	0.013
R_TF_ROI	-0.137	0.000	0.000
R_TE2p_ROI	-0.087	0.011	0.032
R_PHT_ROI	-0.026	0.440	0.530
R_PH_ROI	-0.139	0.000	0.000
R_TPOJ1_ROI	-0.032	0.352	0.446
R_TPOJ2_ROI	-0.074	0.030	0.070
R_TPOJ3_ROI	-0.058	0.084	0.147
R_DVT_ROI	-0.101	0.003	0.012
R_PGp_ROI	-0.047	0.167	0.250
R_IP2_ROI	-0.054	0.117	0.189

R_IP1_ROI	0.011	0.758	0.813
R_IP0_ROI	-0.039	0.251	0.349
R_PFop_ROI	-0.027	0.423	0.515
R_PF_ROI	-0.033	0.336	0.432
R_PFm_ROI	-0.008	0.813	0.856
R_PGi_ROI	-0.055	0.108	0.177
R_PGs_ROI	-0.014	0.684	0.749
R_V6A_ROI	-0.119	0.001	0.003
R_VMV1_ROI	-0.070	0.039	0.086
R_VMV3_ROI	-0.089	0.008	0.026
R_PHA2_ROI	-0.173	0.000	0.000
R_V4t_ROI	-0.032	0.354	0.447
R_FST_ROI	-0.083	0.014	0.039
R_V3CD_ROI	-0.035	0.310	0.406
R_LO3_ROI	-0.016	0.641	0.710
R_VMV2_ROI	-0.129	0.000	0.001
R_31pd_ROI	-0.051	0.135	0.210
R_31a_ROI	-0.041	0.227	0.329
R_VVC_ROI	-0.095	0.005	0.016
R_25_ROI	-0.064	0.053	0.104
R_s32_ROI	-0.032	0.350	0.446
R_pOFC_ROI	-0.185	0.000	0.000
R_Pol1_ROI	-0.080	0.016	0.042
R_Ig_ROI	-0.030	0.377	0.469
R_FOP5_ROI	-0.085	0.013	0.036
R_p10p_ROI	-0.037	0.279	0.379
R_p47r_ROI	-0.049	0.154	0.235
R_TGv_ROI	-0.199	0.000	0.000
R_MBelt_ROI	-0.132	0.000	0.001
R_LBelt_ROI	-0.110	0.001	0.006
R_A4_ROI	-0.074	0.030	0.070
R_STSva_ROI	-0.091	0.006	0.020
R_TE1m_ROI	-0.027	0.428	0.519
R_PI_ROI	-0.126	0.000	0.001
R_a32pr_ROI	-0.081	0.018	0.046
R_p24_ROI	-0.055	0.107	0.177
L_V1_ROI	0.024	0.485	0.573
L_MST_ROI	-0.030	0.384	0.474
L_V6_ROI	-0.061	0.073	0.131
L_V2_ROI	-0.019	0.574	0.646
L_V3_ROI	-0.055	0.108	0.177
L_V4_ROI	-0.108	0.001	0.006
L_V8_ROI	-0.031	0.364	0.459
L_4_ROI	-0.143	0.000	0.000
L_3b_ROI	0.077	0.024	0.059
L_FEF_ROI	-0.131	0.000	0.001
L_PEF_ROI	-0.109	0.001	0.006
L_55b_ROI	-0.133	0.000	0.001
L_V3A_ROI	-0.079	0.020	0.051
L_RSC_ROI	-0.089	0.009	0.028

L_POS2_ROI	-0.066	0.051	0.102
L_V7_ROI	-0.045	0.188	0.279
L_IPS1_ROI	-0.078	0.022	0.056
L_FFC_ROI	-0.068	0.045	0.092
L_V3B_ROI	-0.111	0.001	0.005
L_LO1_ROI	-0.084	0.014	0.039
L_LO2_ROI	-0.055	0.111	0.180
L_PIT_ROI	-0.036	0.296	0.395
L_MT_ROI	-0.022	0.511	0.596
L_A1_ROI	-0.089	0.010	0.029
L_PSL_ROI	-0.100	0.003	0.013
L_SFL_ROI	0.021	0.535	0.613
L_PCV_ROI	-0.035	0.299	0.395
L_STV_ROI	0.009	0.801	0.848
L_7Pm_ROI	0.026	0.440	0.530
L_7m_ROI	-0.076	0.026	0.063
L_POS1_ROI	-0.134	0.000	0.001
L_23d_ROI	-0.036	0.280	0.379
L_v23ab_ROI	-0.133	0.000	0.001
L_d23ab_ROI	-0.126	0.000	0.001
L_31pv_ROI	-0.117	0.001	0.003
L_5m_ROI	-0.012	0.722	0.781
L_5mv_ROI	0.031	0.371	0.463
L_23c_ROI	-0.065	0.056	0.107
L_5L_ROI	0.067	0.050	0.100
L_24dd_ROI	-0.039	0.249	0.347
L_24dv_ROI	-0.068	0.047	0.096
L_7AL_ROI	0.066	0.053	0.103
L_SCEF_ROI	-0.010	0.768	0.818
L_6ma_ROI	0.000	0.996	0.998
L_7Am_ROI	0.053	0.122	0.197
L_7PL_ROI	-0.068	0.048	0.097
L_7PC_ROI	-0.006	0.865	0.897
L_LIPv_ROI	0.010	0.770	0.818
L_VIP_ROI	0.010	0.764	0.816
L_MIP_ROI	-0.041	0.227	0.329
L_1_ROI	-0.073	0.032	0.074
L_2_ROI	-0.030	0.384	0.474
L_3a_ROI	-0.031	0.371	0.463
L_6d_ROI	-0.073	0.033	0.076
L_6mp_ROI	-0.112	0.001	0.005
L_6v_ROI	-0.029	0.389	0.477
L_p24pr_ROI	-0.068	0.046	0.094
L_33pr_ROI	0.024	0.478	0.570
L_a24pr_ROI	-0.058	0.091	0.155
L_p32pr_ROI	-0.092	0.007	0.023
L_a24_ROI	-0.092	0.007	0.023
L_d32_ROI	-0.070	0.040	0.087
L_8BM_ROI	0.016	0.647	0.715
L_p32_ROI	-0.057	0.094	0.159

L_10r_ROI	-0.036	0.297	0.395
L_47m_ROI	-0.133	0.000	0.001
L_8Av_ROI	-0.103	0.003	0.010
L_8Ad_ROI	-0.054	0.113	0.183
L_9m_ROI	-0.034	0.322	0.419
L_8BL_ROI	-0.007	0.840	0.876
L_9p_ROI	-0.020	0.561	0.637
L_10d_ROI	-0.014	0.677	0.743
L_8C_ROI	-0.073	0.033	0.075
L_44_ROI	-0.037	0.275	0.376
L_45_ROI	-0.070	0.040	0.086
L_47l_ROI	-0.145	0.000	0.000
L_a47r_ROI	-0.064	0.062	0.117
L_6r_ROI	-0.124	0.000	0.001
L_IFJa_ROI	-0.077	0.024	0.058
L_IFJp_ROI	-0.116	0.001	0.003
L_IFSp_ROI	-0.085	0.012	0.034
L_IFSa_ROI	-0.092	0.007	0.022
L_p9-46v_ROI	-0.062	0.070	0.127
L_46_ROI	-0.024	0.488	0.573
L_a9-46v_ROI	-0.034	0.317	0.413
L_9-46d_ROI	-0.082	0.016	0.044
L_9a_ROI	-0.040	0.241	0.340
L_10v_ROI	-0.201	0.000	0.000
L_a10p_ROI	-0.012	0.733	0.790
L_10pp_ROI	-0.061	0.073	0.131
L_11l_ROI	-0.112	0.001	0.005
L_13l_ROI	-0.253	0.000	0.000
L_OFC_ROI	-0.109	0.001	0.006
L_47s_ROI	-0.191	0.000	0.000
L_LIPd_ROI	-0.040	0.245	0.343
L_6a_ROI	-0.110	0.001	0.006
L_i6-8_ROI	-0.067	0.051	0.101
L_s6-8_ROI	-0.013	0.705	0.765
L_43_ROI	-0.035	0.302	0.399
L_OP4_ROI	-0.058	0.087	0.150
L_OP1_ROI	-0.112	0.001	0.005
L_OP2-3_ROI	-0.076	0.023	0.056
L_52_ROI	-0.075	0.021	0.054
L_RI_ROI	-0.072	0.034	0.076
L_PFCm_ROI	-0.129	0.000	0.001
L_PoI2_ROI	-0.148	0.000	0.000
L_TA2_ROI	-0.092	0.006	0.020
L_FOP4_ROI	-0.115	0.001	0.003
L_MI_ROI	-0.107	0.002	0.007
L_Pir_ROI	-0.143	0.000	0.000
L_AVI_ROI	-0.175	0.000	0.000
L_AAIC_ROI	-0.134	0.000	0.001
L_FOP1_ROI	-0.137	0.000	0.000
L_FOP3_ROI	-0.098	0.004	0.013

L_FOP2_ROI	-0.089	0.008	0.025
L_Pft_ROI	-0.072	0.034	0.076
L_AIP_ROI	-0.069	0.042	0.089
L_EC_ROI	-0.146	0.000	0.000
L_PreS_ROI	-0.040	0.239	0.340
L_H_ROI	-0.187	0.000	0.000
L_ProS_ROI	-0.059	0.075	0.133
L_PeEc_ROI	-0.218	0.000	0.000
L_STGa_ROI	-0.087	0.010	0.030
L_PBelt_ROI	-0.052	0.132	0.207
L_A5_ROI	-0.100	0.003	0.012
L_PHA1_ROI	-0.111	0.001	0.006
L_PHA3_ROI	-0.134	0.000	0.001
L_STSDa_ROI	-0.127	0.000	0.001
L_STSDp_ROI	-0.049	0.147	0.226
L_STSvp_ROI	-0.071	0.034	0.076
L_TGd_ROI	-0.226	0.000	0.000
L_TE1a_ROI	-0.057	0.088	0.151
L_TE1p_ROI	-0.052	0.129	0.205
L_TE2a_ROI	-0.045	0.176	0.263
L_TF_ROI	-0.179	0.000	0.000
L_TE2p_ROI	-0.117	0.001	0.003
L_PHT_ROI	-0.040	0.241	0.340
L_PH_ROI	-0.106	0.002	0.008
L_TPOJ1_ROI	-0.067	0.051	0.101
L_TPOJ2_ROI	-0.082	0.016	0.044
L_TPOJ3_ROI	-0.111	0.001	0.006
L_DVT_ROI	-0.045	0.188	0.279
L_PGp_ROI	-0.090	0.008	0.025
L_IP2_ROI	-0.038	0.261	0.362
L_IP1_ROI	-0.030	0.378	0.469
L_IPO_ROI	-0.080	0.019	0.049
L_PFop_ROI	-0.081	0.017	0.044
L_PF_ROI	-0.066	0.052	0.103
L_PFm_ROI	-0.074	0.031	0.071
L_PGi_ROI	-0.092	0.007	0.023
L_PGs_ROI	-0.049	0.155	0.236
L_V6A_ROI	-0.052	0.129	0.205
L_VMV1_ROI	-0.103	0.003	0.010
L_VMV3_ROI	-0.117	0.001	0.003
L_PHA2_ROI	-0.102	0.003	0.010
L_V4t_ROI	-0.008	0.807	0.852
L_FST_ROI	-0.022	0.513	0.596
L_V3CD_ROI	-0.149	0.000	0.000
L_LO3_ROI	-0.057	0.092	0.156
L_VMV2_ROI	-0.109	0.001	0.006
L_31pd_ROI	-0.064	0.057	0.109
L_31a_ROI	-0.121	0.000	0.003
L_VVC_ROI	-0.118	0.000	0.003
L_25_ROI	-0.121	0.000	0.002

L_s32_ROI	-0.063	0.067	0.124
L_pOFC_ROI	-0.169	0.000	0.000
L_Pol1_ROI	-0.142	0.000	0.000
L_lg_ROI	-0.107	0.002	0.007
L_FOP5_ROI	-0.131	0.000	0.001
L_p10p_ROI	-0.107	0.002	0.007
L_p47r_ROI	-0.078	0.021	0.054
L_TGv_ROI	-0.209	0.000	0.000
L_MBelt_ROI	-0.104	0.002	0.010
L_LBelt_ROI	-0.115	0.001	0.004
L_A4_ROI	-0.077	0.024	0.059
L_STSva_ROI	-0.076	0.024	0.058
L_TE1m_ROI	0.000	0.999	0.999
L_PI_ROI	-0.120	0.000	0.001
L_a32pr_ROI	-0.085	0.013	0.037
L_p24_ROI	-0.120	0.000	0.003

Supplemental Table S4. Parcel-wise surface area results. Sex-adjusted associations between the Pace of Aging and surface area for each of the cortical parcels in the Glasser atlas. The table reports standardized betas, p-values, and p-values that have been adjusted for 360 comparisons using the false discovery rate.

Parcel label	beta	P	Adjusted P
R_V1_ROI	-0.10	0.001	0.007
R_MST_ROI	-0.06	0.038	0.109
R_V6_ROI	-0.05	0.086	0.182
R_V2_ROI	-0.10	0.001	0.011
R_V3_ROI	-0.10	0.000	0.006
R_V4_ROI	-0.10	0.000	0.006
R_V8_ROI	-0.08	0.007	0.037
R_4_ROI	-0.05	0.075	0.170
R_3b_ROI	-0.05	0.086	0.182
R_FEF_ROI	-0.07	0.025	0.086
R_PEF_ROI	-0.03	0.429	0.529
R_55b_ROI	-0.05	0.109	0.208
R_V3A_ROI	-0.11	0.000	0.003
R_RSC_ROI	0.01	0.874	0.914
R_POS2_ROI	-0.05	0.139	0.236
R_V7_ROI	-0.12	0.000	0.004
R_IPS1_ROI	-0.09	0.005	0.028
R_FFC_ROI	-0.13	0.000	0.003
R_V3B_ROI	-0.05	0.111	0.210
R_LO1_ROI	-0.06	0.038	0.109
R_LO2_ROI	-0.09	0.003	0.022
R_PIT_ROI	-0.10	0.001	0.013
R_MT_ROI	-0.05	0.102	0.201
R_A1_ROI	-0.04	0.238	0.340
R_PSL_ROI	-0.07	0.023	0.082
R_SFL_ROI	-0.04	0.157	0.262
R_PCV_ROI	-0.05	0.123	0.223
R_STV_ROI	-0.07	0.022	0.081
R_7Pm_ROI	-0.06	0.048	0.127
R_7m_ROI	-0.08	0.011	0.048
R_POS1_ROI	-0.03	0.275	0.374
R_23d_ROI	-0.07	0.030	0.097
R_v23ab_ROI	-0.06	0.083	0.182
R_d23ab_ROI	-0.07	0.047	0.125

R_31pv_ROI	0.00	0.940	0.959
R_5m_ROI	-0.04	0.264	0.366
R_5mv_ROI	-0.03	0.413	0.515
R_23c_ROI	-0.01	0.753	0.810
R_5L_ROI	-0.04	0.195	0.311
R_24dd_ROI	-0.03	0.274	0.374
R_24dv_ROI	-0.02	0.448	0.543
R_7AL_ROI	-0.02	0.574	0.651
R_SCEF_ROI	-0.04	0.223	0.326
R_6ma_ROI	-0.03	0.400	0.500
R_7Am_ROI	-0.01	0.831	0.880
R_7PL_ROI	-0.02	0.520	0.610
R_7PC_ROI	-0.08	0.014	0.059
R_LIPv_ROI	-0.03	0.346	0.450
R_VIP_ROI	-0.05	0.106	0.203
R_MIP_ROI	-0.01	0.863	0.905
R_1_ROI	-0.07	0.032	0.100
R_2_ROI	-0.04	0.190	0.309
R_3a_ROI	-0.01	0.691	0.761
R_6d_ROI	-0.09	0.003	0.025
R_6mp_ROI	-0.03	0.304	0.406
R_6v_ROI	-0.03	0.265	0.366
R_p24pr_ROI	-0.05	0.121	0.222
R_33pr_ROI	-0.05	0.131	0.231
R_a24pr_ROI	-0.07	0.042	0.116
R_p32pr_ROI	0.00	0.941	0.959
R_a24_ROI	-0.06	0.068	0.162
R_d32_ROI	-0.05	0.119	0.221
R_8BM_ROI	-0.03	0.348	0.450
R_p32_ROI	-0.01	0.641	0.712
R_10r_ROI	-0.03	0.385	0.483
R_47m_ROI	-0.02	0.527	0.614
R_8Av_ROI	-0.05	0.085	0.182
R_8Ad_ROI	-0.04	0.194	0.310
R_9m_ROI	-0.05	0.121	0.222
R_8BL_ROI	-0.03	0.243	0.344
R_9p_ROI	-0.04	0.237	0.340
R_10d_ROI	-0.05	0.102	0.201
R_8C_ROI	-0.02	0.452	0.545

R_44_ROI	-0.08	0.007	0.037
R_45_ROI	-0.07	0.023	0.083
R_47l_ROI	-0.10	0.001	0.009
R_a47r_ROI	-0.06	0.041	0.115
R_6r_ROI	-0.03	0.340	0.443
R_IFJa_ROI	-0.04	0.213	0.321
R_IFJp_ROI	-0.05	0.143	0.243
R_IFSp_ROI	0.00	0.996	0.996
R_IFSa_ROI	-0.08	0.012	0.051
R_p9-46v_ROI	-0.08	0.010	0.046
R_46_ROI	-0.06	0.079	0.177
R_a9-46v_ROI	-0.02	0.437	0.535
R_9-46d_ROI	-0.04	0.218	0.323
R_9a_ROI	-0.05	0.122	0.222
R_10v_ROI	-0.04	0.138	0.236
R_a10p_ROI	-0.06	0.036	0.108
R_10pp_ROI	-0.05	0.065	0.159
R_11l_ROI	-0.07	0.024	0.084
R_13l_ROI	-0.06	0.037	0.108
R_OFC_ROI	-0.08	0.005	0.029
R_47s_ROI	-0.07	0.019	0.074
R_LIPd_ROI	-0.03	0.275	0.374
R_6a_ROI	-0.06	0.068	0.162
R_i6-8_ROI	-0.07	0.031	0.099
R_s6-8_ROI	-0.07	0.031	0.099
R_43_ROI	-0.05	0.137	0.236
R_OP4_ROI	-0.01	0.732	0.796
R_OP1_ROI	-0.05	0.091	0.189
R_OP2-3_ROI	-0.02	0.434	0.534
R_52_ROI	-0.04	0.243	0.344
R_RI_ROI	-0.04	0.180	0.297
R_PFcm_ROI	-0.01	0.727	0.793
R_Pol2_ROI	-0.02	0.471	0.565
R_TA2_ROI	-0.05	0.079	0.177
R_FOP4_ROI	-0.07	0.020	0.074
R_MI_ROI	-0.10	0.001	0.011
R_Pir_ROI	0.00	0.995	0.996
R_AVI_ROI	-0.08	0.004	0.027
R_AAIC_ROI	-0.04	0.186	0.306

R_FOP1_ROI	-0.09	0.004	0.027
R_FOP3_ROI	-0.05	0.098	0.199
R_FOP2_ROI	-0.05	0.097	0.198
R_PFt_ROI	0.00	0.891	0.927
R_AIP_ROI	-0.02	0.542	0.623
R_EC_ROI	-0.09	0.005	0.029
R_PreS_ROI	-0.08	0.011	0.048
R_H_ROI	-0.05	0.072	0.169
R_ProS_ROI	-0.02	0.506	0.598
R_PeEc_ROI	-0.08	0.006	0.034
R_STGa_ROI	-0.06	0.074	0.169
R_PBelt_ROI	-0.06	0.070	0.165
R_A5_ROI	-0.05	0.074	0.169
R_PHA1_ROI	-0.04	0.231	0.334
R_PHA3_ROI	-0.09	0.004	0.028
R_STSda_ROI	-0.07	0.036	0.108
R_STSdp_ROI	-0.08	0.007	0.035
R_STSvp_ROI	-0.05	0.085	0.182
R_TGd_ROI	-0.08	0.004	0.028
R_TE1a_ROI	-0.06	0.036	0.108
R_TE1p_ROI	-0.11	0.000	0.003
R_TE2a_ROI	-0.08	0.009	0.043
R_TF_ROI	-0.04	0.151	0.255
R_TE2p_ROI	-0.04	0.167	0.277
R_PHT_ROI	-0.09	0.004	0.028
R_PH_ROI	-0.06	0.053	0.137
R_TPOJ1_ROI	-0.09	0.005	0.029
R_TPOJ2_ROI	-0.08	0.015	0.063
R_TPOJ3_ROI	-0.01	0.745	0.802
R_DVT_ROI	-0.05	0.093	0.193
R_PGp_ROI	-0.11	0.000	0.005
R_IP2_ROI	-0.04	0.193	0.310
R_IP1_ROI	-0.05	0.101	0.201
R_IP0_ROI	-0.03	0.352	0.451
R_PFop_ROI	-0.04	0.228	0.330
R_Pf_ROI	-0.06	0.060	0.148
R_PFm_ROI	-0.07	0.026	0.086
R_PGi_ROI	-0.11	0.000	0.005
R_PGs_ROI	-0.05	0.101	0.201

R_V6A_ROI	-0.11	0.001	0.007
R_VMV1_ROI	-0.05	0.132	0.233
R_VMV3_ROI	-0.06	0.047	0.125
R_PHA2_ROI	-0.02	0.536	0.618
R_V4t_ROI	-0.06	0.044	0.120
R_FST_ROI	-0.08	0.014	0.057
R_V3CD_ROI	-0.11	0.000	0.006
R_LO3_ROI	-0.12	0.000	0.004
R_VMV2_ROI	-0.09	0.006	0.032
R_31pd_ROI	0.00	0.954	0.965
R_31a_ROI	-0.03	0.336	0.440
R_VVC_ROI	-0.07	0.026	0.086
R_25_ROI	-0.06	0.042	0.116
R_s32_ROI	-0.02	0.418	0.519
R_pOFC_ROI	-0.11	0.000	0.005
R_PoI1_ROI	-0.03	0.314	0.417
R_Ig_ROI	-0.08	0.018	0.070
R_FOP5_ROI	-0.04	0.198	0.314
R_p10p_ROI	-0.03	0.372	0.469
R_p47r_ROI	-0.03	0.289	0.390
R_TGv_ROI	-0.08	0.005	0.029
R_MBelt_ROI	-0.02	0.442	0.539
R_LBelt_ROI	-0.10	0.003	0.022
R_A4_ROI	-0.07	0.020	0.074
R_STSva_ROI	-0.03	0.381	0.479
R_TE1m_ROI	-0.08	0.004	0.027
R_PI_ROI	0.00	0.935	0.959
R_a32pr_ROI	-0.04	0.235	0.339
R_p24_ROI	0.00	0.950	0.963
L_V1_ROI	-0.11	0.000	0.003
L_MST_ROI	-0.04	0.219	0.323
L_V6_ROI	-0.08	0.014	0.057
L_V2_ROI	-0.12	0.000	0.003
L_V3_ROI	-0.11	0.000	0.003
L_V4_ROI	-0.12	0.000	0.003
L_V8_ROI	-0.09	0.005	0.030
L_4_ROI	-0.04	0.212	0.321
L_3b_ROI	-0.09	0.003	0.022
L_FEF_ROI	-0.07	0.036	0.108

L_PEF_ROI	-0.04	0.208	0.319
L_55b_ROI	-0.06	0.066	0.159
L_V3A_ROI	-0.12	0.000	0.003
L_RSC_ROI	-0.01	0.722	0.790
L_POS2_ROI	-0.06	0.057	0.144
L_V7_ROI	-0.08	0.018	0.070
L_IPS1_ROI	-0.06	0.074	0.169
L_FFC_ROI	-0.08	0.012	0.050
L_V3B_ROI	-0.03	0.301	0.403
L_LO1_ROI	-0.06	0.061	0.150
L_LO2_ROI	-0.12	0.000	0.003
L_PIT_ROI	-0.11	0.000	0.003
L_MT_ROI	-0.05	0.096	0.198
L_A1_ROI	-0.05	0.135	0.234
L_PSL_ROI	-0.05	0.115	0.215
L_SFL_ROI	-0.04	0.248	0.349
L_PCV_ROI	-0.05	0.105	0.203
L_STV_ROI	-0.07	0.032	0.100
L_7Pm_ROI	-0.04	0.261	0.366
L_7m_ROI	-0.06	0.038	0.109
L_POS1_ROI	-0.06	0.051	0.131
L_23d_ROI	-0.04	0.200	0.314
L_v23ab_ROI	-0.04	0.256	0.360
L_d23ab_ROI	-0.05	0.127	0.227
L_31pv_ROI	-0.05	0.125	0.223
L_5m_ROI	-0.05	0.103	0.202
L_5mv_ROI	-0.03	0.331	0.435
L_23c_ROI	-0.05	0.134	0.234
L_5L_ROI	-0.07	0.025	0.086
L_24dd_ROI	0.00	0.882	0.921
L_24dv_ROI	-0.04	0.263	0.366
L_7AL_ROI	-0.05	0.090	0.188
L_SCEF_ROI	-0.02	0.453	0.545
L_6ma_ROI	-0.01	0.822	0.873
L_7Am_ROI	-0.04	0.208	0.319
L_7PL_ROI	-0.05	0.086	0.182
L_7PC_ROI	-0.08	0.011	0.050
L_LIPv_ROI	-0.01	0.804	0.857
L_VIP_ROI	-0.11	0.001	0.008

L_MIP_ROI	-0.02	0.605	0.680
L_1_ROI	-0.08	0.012	0.051
L_2_ROI	-0.06	0.056	0.143
L_3a_ROI	-0.05	0.085	0.182
L_6d_ROI	-0.03	0.265	0.366
L_6mp_ROI	-0.07	0.021	0.077
L_6v_ROI	-0.03	0.298	0.400
L_p24pr_ROI	-0.02	0.552	0.631
L_33pr_ROI	-0.02	0.615	0.689
L_a24pr_ROI	-0.06	0.086	0.182
L_p32pr_ROI	0.00	0.968	0.976
L_a24_ROI	-0.05	0.110	0.208
L_d32_ROI	-0.01	0.784	0.838
L_8BM_ROI	-0.02	0.506	0.598
L_p32_ROI	0.02	0.531	0.616
L_10r_ROI	-0.06	0.045	0.120
L_47m_ROI	-0.08	0.008	0.042
L_8Av_ROI	-0.02	0.491	0.585
L_8Ad_ROI	0.00	0.894	0.927
L_9m_ROI	-0.06	0.032	0.100
L_8BL_ROI	-0.03	0.322	0.426
L_9p_ROI	-0.01	0.736	0.798
L_10d_ROI	-0.04	0.221	0.324
L_8C_ROI	-0.01	0.665	0.734
L_44_ROI	-0.02	0.524	0.613
L_45_ROI	-0.07	0.020	0.075
L_47l_ROI	-0.09	0.004	0.025
L_a47r_ROI	-0.08	0.009	0.043
L_6r_ROI	-0.04	0.191	0.309
L_IFJa_ROI	-0.06	0.073	0.169
L_IFJp_ROI	0.01	0.849	0.896
L_IFSp_ROI	-0.04	0.214	0.321
L_IFSa_ROI	-0.04	0.205	0.319
L_p9-46v_ROI	-0.03	0.350	0.451
L_46_ROI	-0.01	0.716	0.786
L_a9-46v_ROI	-0.07	0.029	0.094
L_9-46d_ROI	-0.02	0.444	0.539
L_9a_ROI	-0.03	0.267	0.367
L_10v_ROI	-0.09	0.002	0.020

L_a10p_ROI	-0.08	0.013	0.057
L_10pp_ROI	-0.05	0.108	0.207
L_11l_ROI	-0.07	0.025	0.086
L_13l_ROI	-0.08	0.007	0.037
L_OFC_ROI	-0.09	0.001	0.013
L_47s_ROI	-0.10	0.001	0.013
L_LIPd_ROI	0.01	0.743	0.802
L_6a_ROI	0.02	0.573	0.651
L_i6-8_ROI	-0.02	0.515	0.606
L_s6-8_ROI	0.00	0.947	0.963
L_43_ROI	-0.03	0.279	0.377
L_OP4_ROI	-0.04	0.200	0.314
L_OP1_ROI	-0.07	0.036	0.108
L_OP2-3_ROI	0.02	0.545	0.625
L_52_ROI	-0.05	0.118	0.221
L_RI_ROI	-0.03	0.371	0.469
L_PFCm_ROI	0.01	0.853	0.898
L_PoI2_ROI	-0.06	0.059	0.146
L_TA2_ROI	-0.07	0.010	0.047
L_FOP4_ROI	-0.06	0.045	0.120
L_MI_ROI	-0.11	0.000	0.006
L_Pir_ROI	-0.02	0.589	0.664
L_AVI_ROI	-0.06	0.050	0.131
L_AAIC_ROI	-0.01	0.763	0.817
L_FOP1_ROI	-0.05	0.121	0.222
L_FOP3_ROI	-0.04	0.150	0.254
L_FOP2_ROI	-0.04	0.201	0.314
L_PFt_ROI	-0.03	0.364	0.464
L_AIP_ROI	-0.09	0.007	0.035
L_EC_ROI	-0.13	0.000	0.003
L_PreS_ROI	-0.06	0.086	0.182
L_H_ROI	-0.05	0.104	0.203
L_ProS_ROI	-0.04	0.212	0.321
L_PeEc_ROI	-0.09	0.005	0.029
L_STGa_ROI	-0.07	0.024	0.084
L_PBelt_ROI	0.00	0.991	0.996
L_A5_ROI	-0.05	0.124	0.223
L_PHA1_ROI	0.02	0.619	0.692
L_PHA3_ROI	-0.08	0.016	0.064

L_STSda_ROI	-0.04	0.219	0.323
L_STSdp_ROI	-0.02	0.532	0.616
L_STSvp_ROI	-0.09	0.003	0.025
L_TGd_ROI	-0.11	0.000	0.003
L_TE1a_ROI	-0.09	0.003	0.022
L_TE1p_ROI	-0.10	0.001	0.010
L_TE2a_ROI	-0.11	0.000	0.004
L_TF_ROI	-0.07	0.025	0.085
L_TE2p_ROI	-0.11	0.001	0.007
L_PHT_ROI	-0.09	0.004	0.027
L_PH_ROI	-0.13	0.000	0.003
L_TPOJ1_ROI	-0.03	0.352	0.451
L_TPOJ2_ROI	-0.08	0.020	0.074
L_TPOJ3_ROI	-0.06	0.074	0.169
L_DVT_ROI	-0.04	0.188	0.307
L_PGp_ROI	-0.12	0.000	0.004
L_IP2_ROI	-0.04	0.217	0.323
L_IP1_ROI	-0.05	0.101	0.201
L_IP0_ROI	-0.06	0.038	0.109
L_PFop_ROI	-0.01	0.625	0.696
L_PF_ROI	-0.05	0.137	0.236
L_PFm_ROI	-0.06	0.033	0.101
L_PGi_ROI	-0.04	0.208	0.319
L_PGs_ROI	-0.12	0.000	0.003
L_V6A_ROI	-0.10	0.002	0.014
L_VMV1_ROI	-0.11	0.001	0.007
L_VMV3_ROI	-0.02	0.507	0.598
L_PHA2_ROI	0.02	0.486	0.581
L_V4t_ROI	-0.08	0.009	0.043
L_FST_ROI	-0.05	0.098	0.199
L_V3CD_ROI	-0.10	0.001	0.011
L_LO3_ROI	-0.10	0.003	0.022
L_VMV2_ROI	-0.03	0.366	0.466
L_31pd_ROI	0.00	0.904	0.930
L_31a_ROI	-0.03	0.329	0.434
L_VVC_ROI	-0.06	0.058	0.146
L_25_ROI	-0.04	0.208	0.319
L_s32_ROI	-0.04	0.226	0.329
L_pOFC_ROI	-0.09	0.006	0.034

L_Pol1_ROI	0.00	0.897	0.928
L_lg_ROI	-0.05	0.155	0.259
L_FOP5_ROI	-0.04	0.193	0.310
L_p10p_ROI	-0.01	0.663	0.734
L_p47r_ROI	-0.02	0.588	0.664
L_TGv_ROI	-0.12	0.000	0.003
L_MBelt_ROI	0.00	0.902	0.930
L_LBelt_ROI	-0.06	0.044	0.120
L_A4_ROI	-0.06	0.058	0.146
L_STSva_ROI	-0.04	0.211	0.321
L_TE1m_ROI	-0.10	0.001	0.007
L_PI_ROI	-0.05	0.128	0.227
L_a32pr_ROI	-0.03	0.420	0.519
L_p24_ROI	-0.06	0.080	0.178