

Supplementary Figures

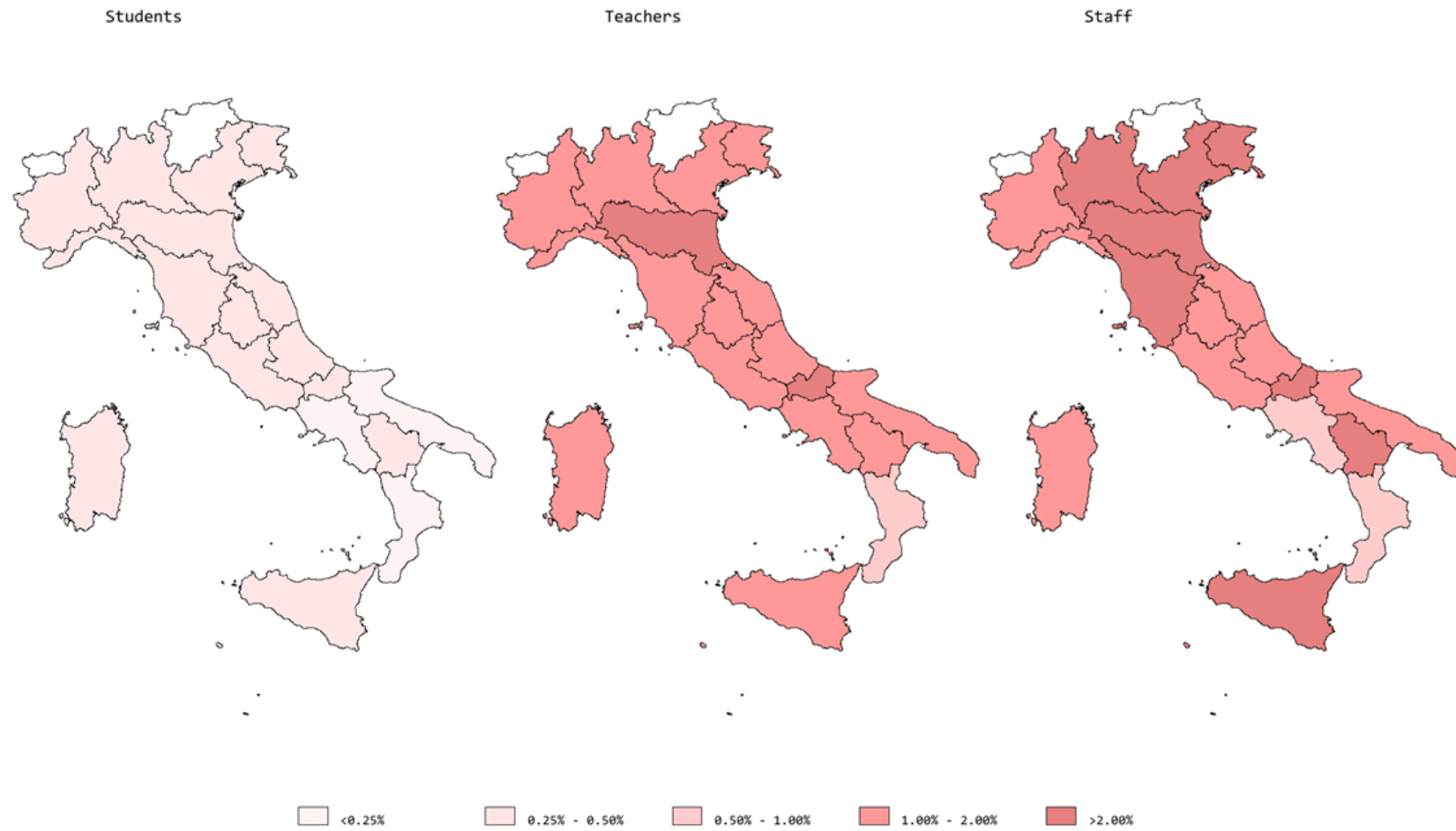


Figure S1. Maps of incidence of SARS-Cov-2 positive students, teachers and other staff in Italian regions. Incidence of SARS-CoV-2 positive cases in elementary and middle schools in the week 23-28 November, 2020 from the Ministry of Education database. No data is available for Valle d'Aosta, Trento and Bolzano.

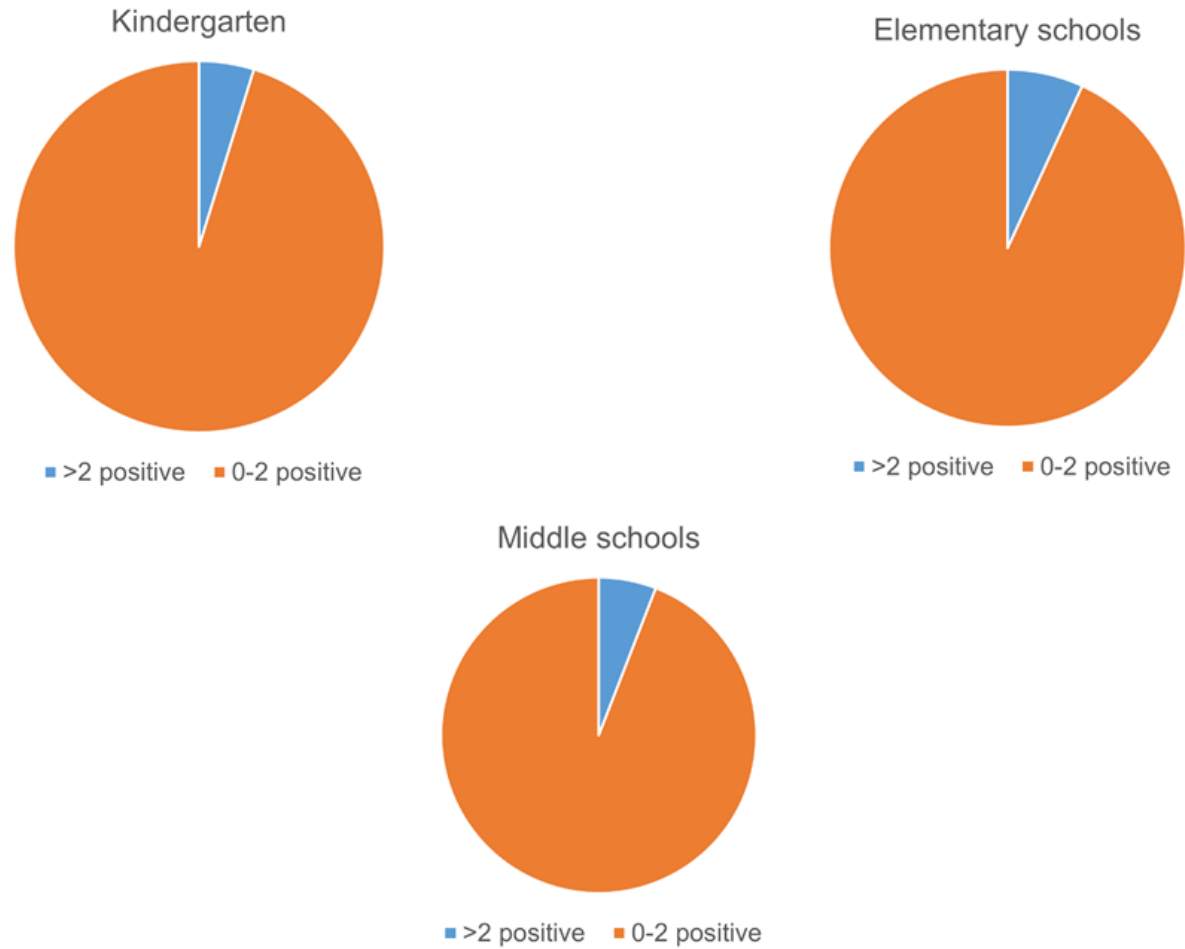


Figure S2. **Pie charts of occurrence of clusters (>2 secondary cases) in schools.** The percentage of schools where more than 2 Sars-Cov-2 positive cases identified among close contacts of a school index case is indicated.

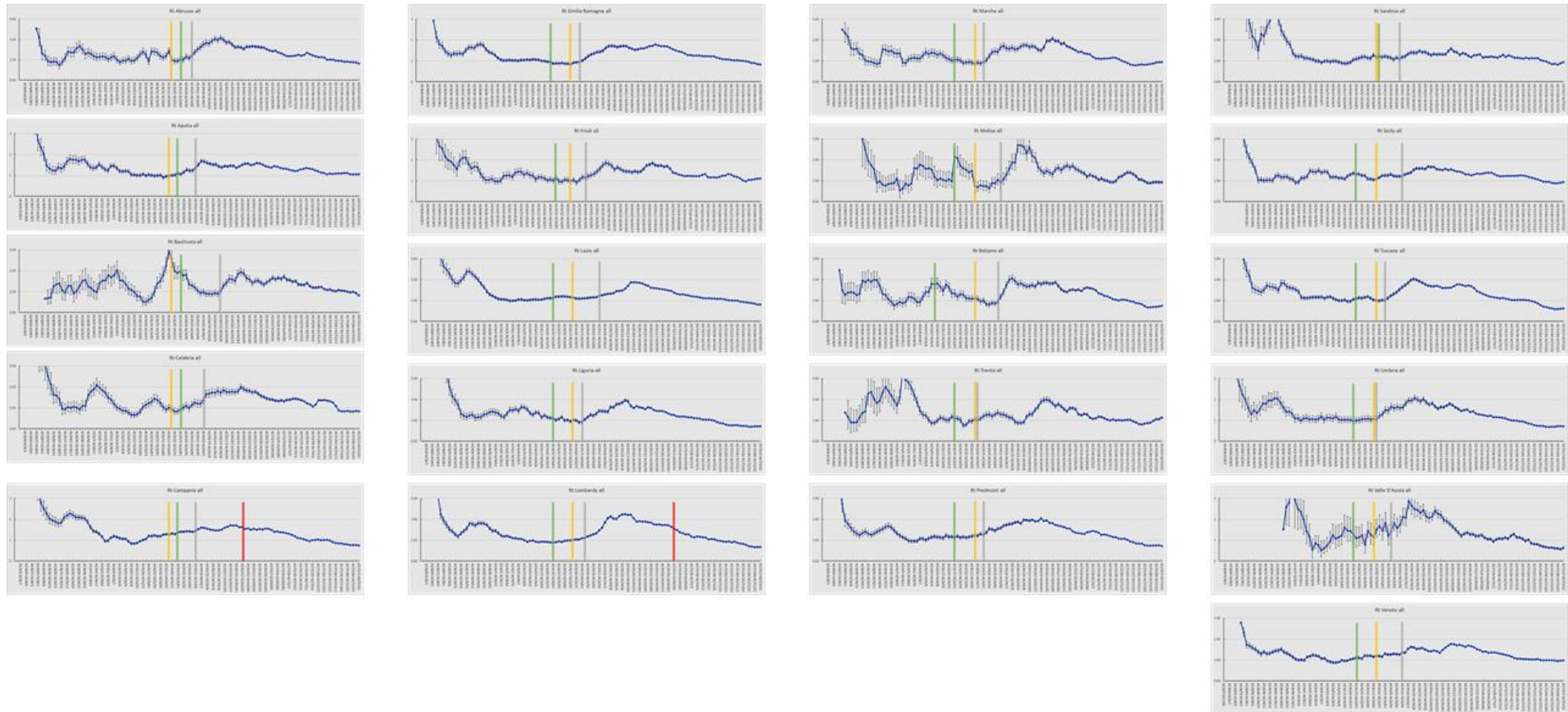


Figure S3. R_t curves across all Italian regions and autonomous provinces. The green lines indicate school opening in the individual region; the yellow lines the national election day; they grey lines the moment when starts to increase, defined as a sustained increase for >3 consecutive moments. For Lombardy and Campania, the red lines indicate dates of school closures implemented by the local authorities.

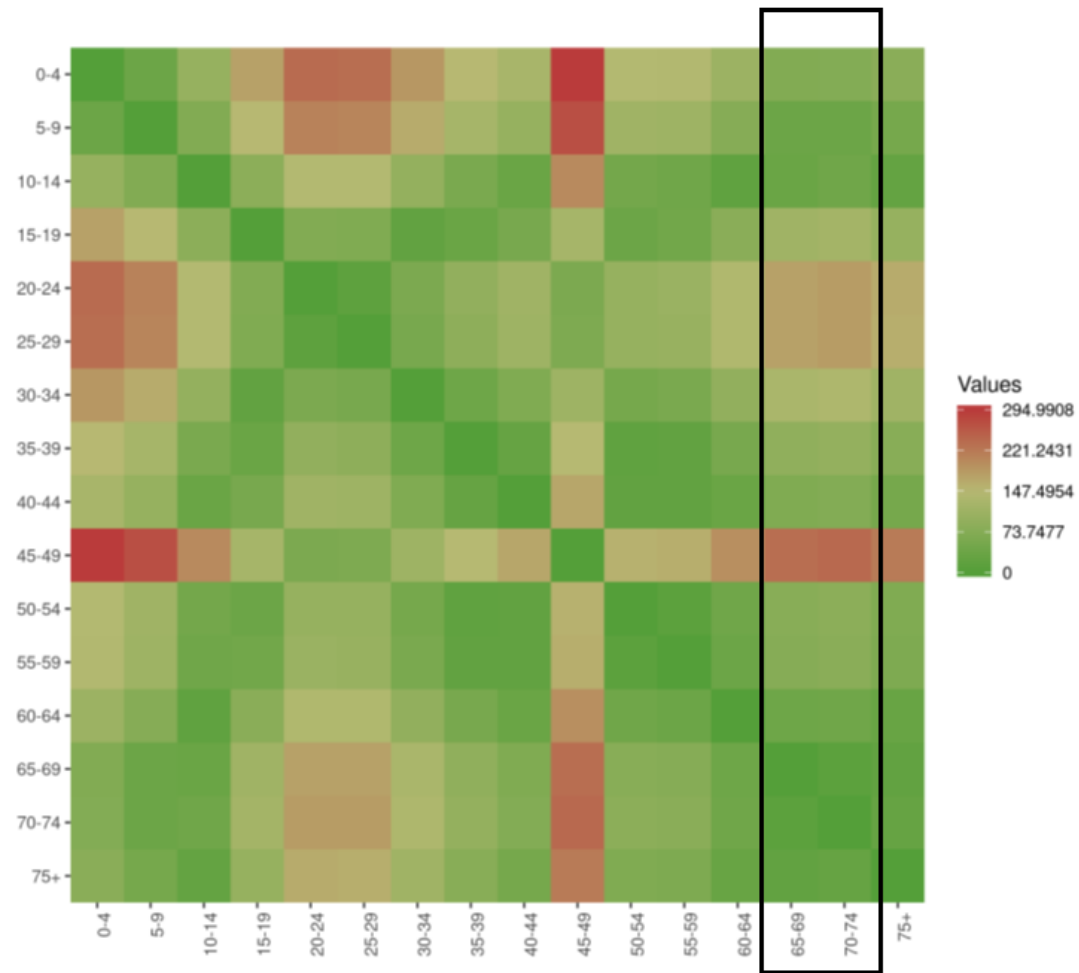


Figure S4. **Heatmap of the Euclidean distance algorithm of incidence of Covid-19 by age.** Data are from Fig. 5. The box highlights the distance between the different age groups and the groups of age 65-74 that are the ones where prevalence is the lowest.

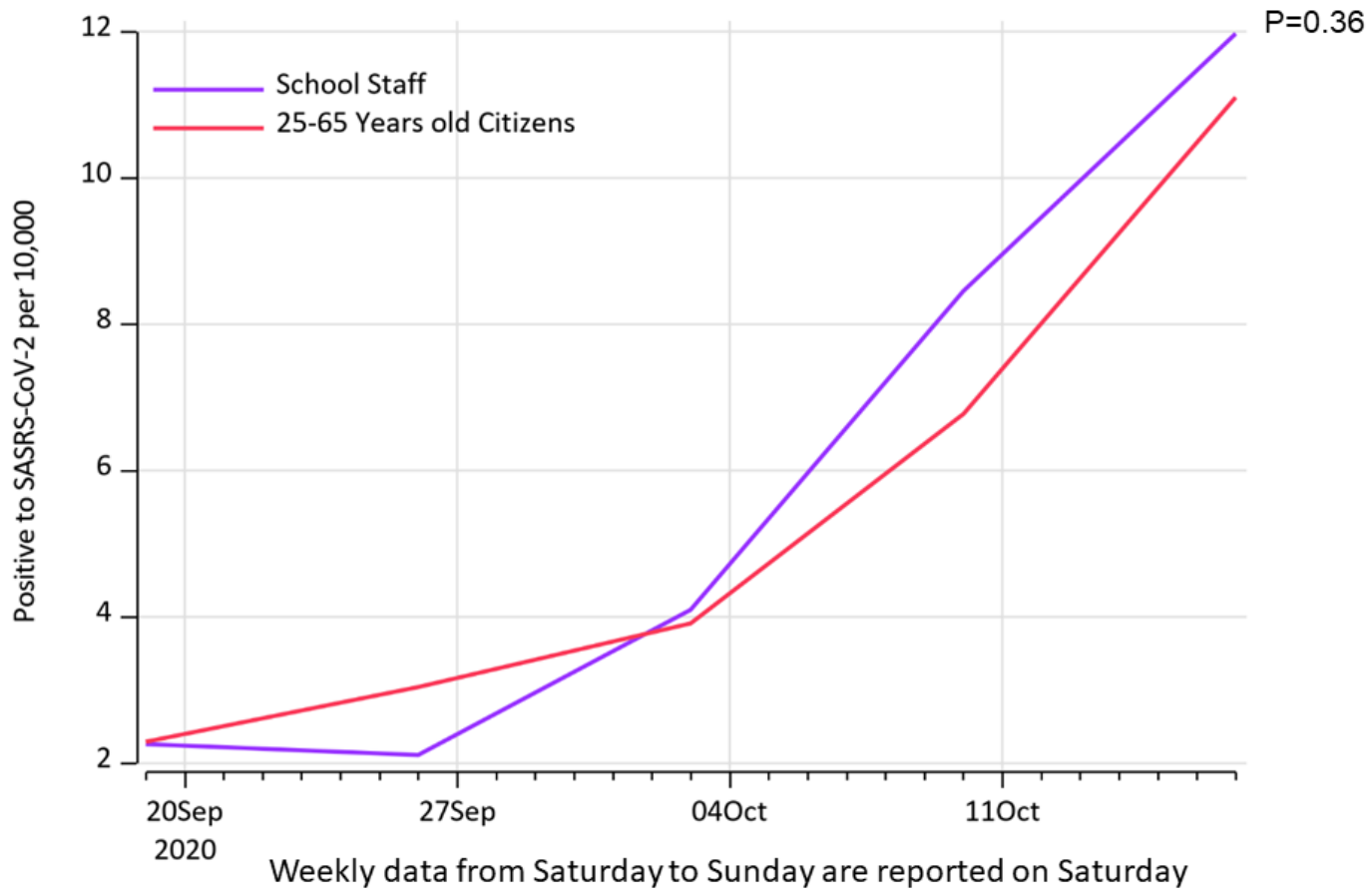


Figure S5: Incidence of SARS-Cov-2 among teachers and the general population of the age interval 25-65 in Veneto.

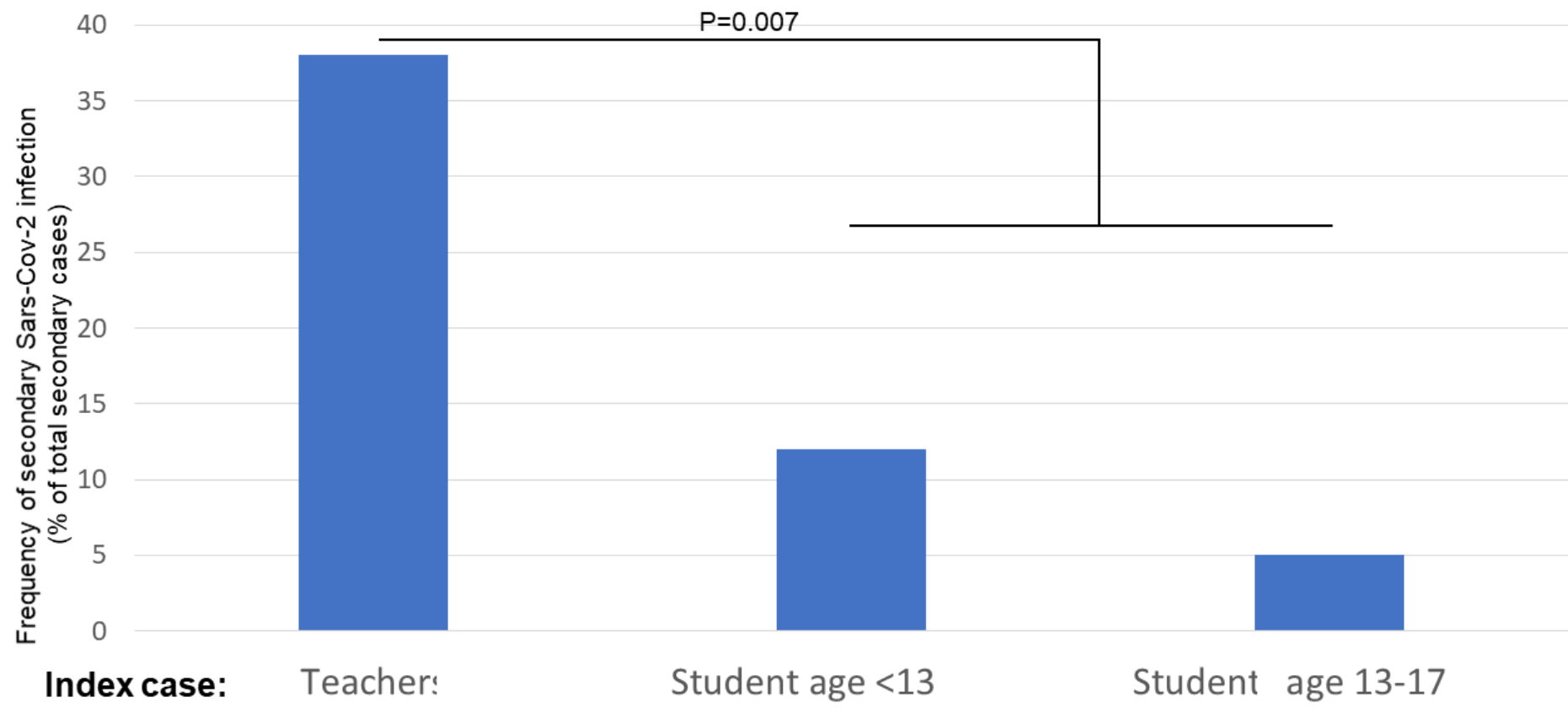


Figure S6. **Teachers are more often positive to Sars-Cov-2 if the index case at school is a teacher.** P-value from a Chi-square test for type of index case: teacher vs student.

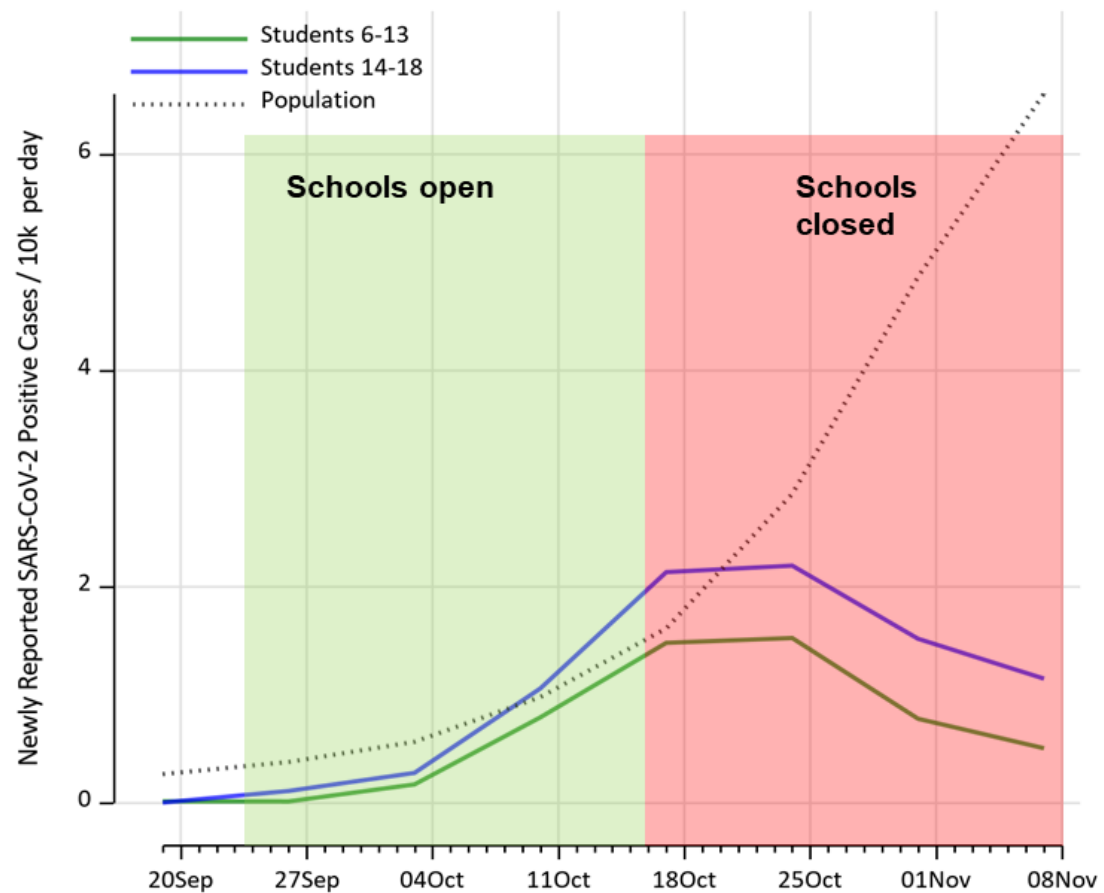


Figure S7. Closure of schools in Campania did not curtail the diffusion of Sars-CoV-2 among the general population. Incidence in Campania of Sars-CoV-2 among students of the indicated age (6-13: primary and middle schools; 14-18: high schools) and in the general population of the region. Boxes highlight times of school opening and closure. School closure resulted in a drop in cases among students but not among the general population.

Supplementary Tables

REGION	New positive among students	% of positive students	New positive among teachers	% of positive teachers	New positive among other personnel	% of positive people among other personnel
Basilicata	9	0.98%	3	3.53%	4	5.71%
Umbria	20	0.89%	10	3.48%	21	2.42%
Abruzzo	18	0.47%	30	2.26%	59	2.41%
Lazio	170	0.46%	370	2.06%	7	2.31%
Emilia Romagna	178	0.44%	146	1.96%	6	2.31%
Veneto	255	0.34%	83	1.89%	46	2.06%
Toscana	61	0.32%	1	1.56%	15	1.94%
Friuli Venezia Giulia	41	0.32%	74	1.53%	79	1.85%
Lombardia	505	0.32%	14	1.53%	146	1.83%
Puglia	35	0.25%	23	1.51%	1	1.79%
Piemonte	94	0.23%	34	1.35%	21	1.71%
Sardegna	17	0.21%	8	1.26%	10	1.69%
Sicilia	42	0.20%	54	1.21%	30	1.26%
Marche	5	0.16%	29	0.93%	19	1.08%
Liguria	13	0.15%	7	0.75%	27	0.92%
Calabria	4	0.07%	5	0.69%	6	0.84%
Campania	8	0.02%	6	0.55%	2	0.30%
Molise	0	0.00%	16	0.29%	0	0.00%
TOTAL	1,475	0.30%	913	1.58%	499	1.67%

Table S1. Incidence in students, teachers and other personnel by region, from kindergarten to middle school (private schools)

REGION	Cases of quarantine among students	% of quarantine among students	Cases of quarantine among teachers	% of quarantine among teachers	Cases of quarantine among other personnel	% of quarantine among other personnel
Marche	183	5.78%	5	5.88%	5	7.14%
Friuli Venezia Giulia	525	4.06%	84	5.52%	57	6.57%
Sardegna	319	4.02%	73	5.51%	33	4.60%
Basilicata	34	3.68%	14	4.88%	83	3.72%
Veneto	2,564	3.40%	44	4.81%	71	2.98%
Emilia Romagna	1,377	3.38%	209	4.33%	121	2.83%
Toscana	628	3.30%	275	3.69%	21	2.71%
Puglia	461	3.29%	23	3.63%	7	2.69%
Lazio	1,057	2.89%	524	2.92%	6	1.98%
Lombardia	4,349	2.72%	126	2.87%	157	1.96%
Piemonte	1,027	2.54%	63	2.51%	23	1.88%
Abruzzo	87	2.27%	13	1.79%	1	1.79%
Umbria	46	2.05%	76	1.70%	35	1.19%
Sicilia	336	1.56%	1	1.56%	7	1.18%
Liguria	120	1.42%	12	1.28%	20	1.14%
Molise	1	0.15%	21	0.67%	6	0.89%
Calabria	3	0.05%	7	0.64%	21	0.86%
Campania	12	0.03%	19	0.34%	1	0.46%
TOTAL	13,129	2.65%	1,589	2.74%	675	2.27%

Table S2 Quarantines in students, teachers and other personnel by region, from kindergarten to middle school (private schools)

REGION	Kindergarten				Elementary schools			
	New positive among students	% of positive students	New positive among teachers	% of positive teachers	New positive among students	% of positive students	New positive among teachers	% of positive teachers
Abruzzo	6	0.29%	7	3.04%	12	1.06%	1	0.64%
Basilicata	9	1.10%	3	4.11%	0	0.00%	0	0.00%
Calabria	3	0.08%	5	1.07%	1	0.12%	1	0.75%
Campania	5	0.03%	11	0.68%	3	0.02%	4	0.25%
Emilia Romagna	79	0.33%	46	1.69%	49	0.58%	11	1.15%
Friuli Venezia Giulia	23	0.25%	25	2.84%	6	0.32%	1	0.47%
Lazio	17	0.19%	15	1.61%	73	0.51%	19	1.23%
Liguria	5	0.11%	2	0.49%	6	0.28%	3	1.18%
Lombardia	210	0.25%	210	2.75%	107	0.36%	66	1.85%
Marche	3	0.18%	4	2.58%	1	0.22%	1	1.23%
Molise	0	0.00%	1	1.75%	0	0.00%	0	0.00%
Piemonte	27	0.13%	50	2.54%	24	0.27%	22	2.16%
Puglia	23	0.23%	18	2.20%	10	0.31%	5	1.20%
Sardegna	10	0.19%	13	2.60%	4	0.25%	1	0.60%
Sicilia	13	0.11%	7	0.76%	20	0.37%	15	2.78%
Toscana	13	0.13%	14	1.28%	38	0.57%	14	1.76%
Umbria	9	0.55%	2	1.06%	11	2.89%	8	14.29%
Veneto	131	0.24%	100	2.21%	63	0.64%	21	1.94%
TOTAL	586	0.22%	533	2.12%	428	0.39%	193	1.53%

Table S3 Incidence in students and teachers by region in kindergarten and elementary school (private schools)

	Middle school			
REGION	New positive cases among students	% of positive students	New positive cases among teachers	% of positive teachers
Abruzzo	110	0.43%	70	2.17%
Basilicata	117	1.03%	31	2.09%
Calabria	81	0.18%	64	1.08%
Campania	188	0.13%	168	1.00%
Emilia Romagna	679	0.70%	160	1.83%
Friuli Venezia Giulia	123	0.52%	39	1.67%
Lazio	642	0.54%	150	1.13%
Liguria	224	0.70%	48	1.43%
Lombardia	1,014	0.44%	454	1.92%
Marche	183	0.47%	64	1.64%
Molise	55	0.78%	17	1.99%
Piemonte	295	0.32%	309	2.98%
Puglia	175	0.17%	136	1.22%
Sardegna	157	0.46%	65	1.46%
Sicilia	715	0.58%	212	1.36%
Toscana	327	0.44%	166	2.07%
Umbria	59	0.27%	20	0.85%
Veneto	775	0.71%	179	1.60%
TOTAL	5,919	0.45%	2,352	1.60%

Table S4 Incidence in students and teachers by region in middle school (private schools)