

**Renin Angiotensin System Inhibition
and Susceptibility and Outcomes from COVID-19:
A Systematic Review and Meta-analysis of 69,200 COVID-19 Patients**

Yi Zhang, MD ^{1*}; Shikai Yu, MD ^{1*}; Yawei Xu, MD ¹; Bryan Williams, MD ²

from

1. Shanghai Tenth People's Hospital, Tongji University School of Medicine,
Shanghai, China;
2. Institute of Cardiovascular Sciences, University College London, and National Institute
for Health Research University College London Hospitals Biomedical Research Centre,
London, UK.

* authors contributed equally to this manuscript.

Short title: ACEi/ARB use in COVID-19 pandemic

Word count: main text: 4352, Abstract: 310

Tables: 1, Figures: 4, Supplements: 18,

Corresponding authors:

Professor Yawei Xu
Cardiac center, Shanghai Tenth People's Hospital
Tongji University, 301 Middle Yanchang Road
Shanghai, China
yaweixu@tongji.edu.cn

Professor Bryan Williams
Chair of Medicine | University College London
Maple House 1st Floor Suite A
149 Tottenham Court Road
London W1T 7DN
United Kingdom
bryan.williams@ucl.ac.uk

ABSTRACT

Background: Early observational studies suggested that the use of the renin angiotensin system (RAS) inhibitors, specifically angiotensin converting enzyme inhibitors or angiotensin receptor blockers, may increase the risk of infection with SARS-CoV-2 and adversely affect the prognosis or survival of infected patients. To explore the impact of RAS inhibitor use on the risk of SARS-CoV-2 infection and the prognosis of SARS-CoV-2 infected patients, from all published studies.

Methods and Findings: A systematic review and meta-analysis of the use of RAS inhibitors in relation to infection with SARS-CoV-2 and/or the severity and mortality associated with COVID-19 was conducted. English language bibliographic databases PubMed, Web of Science, OVID Embase, Scopus, MedRxiv, BioRxiv, searched from Jan 1st, 2020 to July 20th, 2020. 58 observational studies (69,200 COVID-19 patients and 3,103,335 controls) were included. There was no difference in the susceptibility to SARS-CoV-2 infection between RAS inhibitor users and non-users (unadjusted OR 1.05, 95% CI 0.90 to 1.21), (adjusted OR 0.93, 95% CI 0.85 to 1.02), (adjusted HR 1.07, 95% CI 0.87 to 1.31). There was no significant difference in the severe Covid-19 case rate between RAS inhibitor users and non-users (unadjusted OR 1.05, 95% CI 0.81 to 1.36), (adjusted OR 0.76, 95% CI 0.52 to 1.12), or in mortality due to COVID-19 between RAS inhibitor users and non-users (unadjusted OR 1.12, 95% CI 0.88 to 1.44), (adjusted OR 0.97, 95% CI 0.77 to 1.23), (adjusted HR 0.62, 95% CI 0.34 to 1.14).

Conclusions: In the most comprehensive analysis of all available data to date, treatment with RAS inhibitors was not associated with increased risk of infection, severity of disease, or

mortality due to COVID-19. The best available evidence suggests that these treatments should

not be discontinued on the basis of concern about risk associated with COVID-19.

Keywords: COVID-19, Renin angiotensin system inhibitors, Susceptibility, Severity,

Mortality.

Introduction

Following the onset of the COVID-19 pandemic, the observation that angiotensin-converting enzyme 2 (ACE2) was the binding site through which SARS-CoV-2 gained cellular entry¹, prompted much speculation about the safety of renin angiotensin system (RAS) inhibitors, such as angiotensin converting enzyme inhibitors (ACEi) or angiotensin receptor blocker (ARBs). This concern arose because previous studies had suggested that RAS inhibitors may lead to increased ACE2 expression on the cell surface², and it was assumed that this might increase the susceptibility of patients using these medications to SARS-CoV-2 infection and when infected, increase the risk of an adverse outcome from COVID-19.

RAS inhibitors are widely used to treat patients with hypertension, heart failure, chronic kidney disease and diabetes, all of which are co-morbidities associated with more severe disease and a worse outcome from COVID-19. These concerns led to many patients at risk of severe COVID-19 infection due to these co-morbidities, to discontinue their treatment with RAS inhibitors. This prompted several professional medical and scientific societies to caution against withdrawing RAS inhibitors therapy, whilst acknowledging that more data was needed.³ Other commentators suggested a pragmatic solution to continue ACEi or ARBs in patients at highest short term cardiovascular risk but consider stopping these treatments in the majority of patients at lower CVD risk, if they tested positive for Covid-19.⁴

Subsequently, a series of impressive observational and case-controlled studies rapidly emerged that have provided some reassurance about the safety of RAS inhibitors in the context of COVID-19 infection. However, the studies vary in size and region and no individual study has been able to address all of the key questions about the potential impact of

RAS inhibitors on the susceptibility to SARS-CoV-2 infection, the severity of infection and risk of mortality. Moreover, questions have remained about the impact of hypertension *per se* on the risk of COVID-19 and the impact of RAS inhibitors in this large cohort of patients. We therefore undertook a systematic review and meta-analysis of all existing clinical data to provide the most definitive report to date on the association between RAS inhibitors and the susceptibility to SARS-CoV-2 infection (18 studies), the severity of the resulting disease (29 studies) and mortality (30 studies) due to COVID-19.

Methods

This meta-analysis was conducted in accordance with the Preferred Reporting Items for Systematic Reviews and Meta-analyses Protocols (PRISMA)⁵ and the Meta-analysis of Observational Studies in Epidemiology guidelines (MOOSE).⁶

Eligibility criteria, search strategy and study selection

We performed a systematic literature search for studies of any design and in any setting in electronic bibliographic databases including PubMed, Web of Science, OVID Embase, and Scopus from Jan 1st, 2020 to July 20th, 2020, using a comprehensive search strategy as described in eAppendix 1 in the Supplement. We also manually searched preprint platforms (MedRxiv and BioRxiv), coronavirus resource centers of N Engl J Med, JAMA, BMJ and the Lancet, and checked reference lists of eligible studies to find additional studies. We limited our search by language (English). Since COVID-19 topic was a novel disease, any study that reported the associations of the susceptibility to infection with SARS-CoV-2 and severity and

mortality of COVID-19 with the use of RAS inhibitors was eligible. Two authors (S.Y. and Y.Z.) independently screened and examined eligible studies. Disagreements were resolved by consensus.

Outcomes

There were three outcomes of interest; (i) susceptibility to infection with SARS-Cov-2; (ii) the severity of COVID-19 infection; and (iii) mortality from COVID-19. Cases of COVID-19 were defined as those with a positive test result from a real-time reverse-transcriptase-polymerase-chain-reaction (RT-PCR) assay of nasopharyngeal swab samples. Definitions of disease severity of COVID-19 varied among studies (eTable 4 in the Supplement) and it was not feasible to provide a single consistent definition. Most studies from China used the National Health Commission of China guideline, which categorized patients into four types of severity (mild, common, severe, and critical). In these Chinese studies, severe and critical were classified as severe cases and mild and common as non-severe cases. The other studies defined severe cases as admission to an ICU and/or death and/or long hospitalization (eTable 4 in the Supplement). We pooled the result across all included studies based on different definitions of severity and performed subgroup analyses according to the countries of origin (China and Non-China).

Data extraction and risk of bias

Two reviewers (S.Y. and Y.Z.) independently extracted study data and evaluated studies for risk of bias. The following information was extracted from each study: study identifier, study design, country, study size, mean/median age, male sex proportion, quantitative outcomes,

effect estimators (Odds ratios [ORs] or Hazard ratios [HRs]) and adjusted covariates if available. The comparison of outcomes comparing ACEi or ARB treatment with non-ACEi or ARB treatment was our primary interest, but several included studies reported data for ACEi and ARB separately. For those studies, we used the additional data for ACEi and ARB to calculate the corresponding data for ACEi or ARB as a single entity, which was a reasonable approach considering the very small possibility of combined use of ACEi and ARB in clinical practice.

Newcastle-Ottawa Scale (NOS)⁷ was used to evaluate the risk of bias (or quality) of each observational study. NOS was calculated according to three major components: selection (0-4 points), comparability (0-2 points) and outcome (0-3 points). A total score of 7 or more was considered as low risk of bias. We planned to use the Cochrane Risk of Bias tool to evaluate the risk of bias in any randomized clinical trials (RCTs), but only one retrospective interim analysis of an unfinished RCT study was identified for this meta-analysis which was treated as a cohort study and evaluated with NOS.

Statistical analysis

The primary analysis estimated the associations of susceptibility to infection with SARS-Cov-2 and the severity and mortality from COVID-19 with the use of ACEi or ARB. Pooled unadjusted ORs were calculated with the Mantel-Haenszel method with a random-effects or fixed-effects model (wherever appropriate), pooled adjusted ORs were calculated with the generic inverse variance method with a random-effects or fixed-effects model. In terms of mortality, some studies reported ORs, others reported HRs, thus we pooled

ORs and HRs separately. We performed a series of subgroup analyses in hypertensive patients, Chinese/non-Chinese, case-controlled studies, and non-severe and severe patients, wherever data was available for the three outcomes of interest. Additionally, we calculated the pooled estimates for outcomes with ACEi and ARB separately.

Inter-study heterogeneity was assessed with the χ^2 based-Q-statistic test and I^2 statistic. $I^2 < 25\%$, $25\%-50\%$ and $>50\%$ suggested low, moderate, and high heterogeneity, respectively. We examined the potential publication bias using Funnel plots and Egger's test. Leave-one-out sensitivity analyses were applied to evaluate the robustness of our findings after excluding each included study on the pooled results. All statistical analyses were conducted using Reviewer Manager 5.3 (The Nordic Cochrane Center, The Cochrane Collaboration, 2018, Copenhagen, Denmark) and STATA version 12.0 (Stata Corp., College Station, TX).

Results

The search strategy identified 536 published articles from the PubMed, 600 from the Web of Science, 424 from the OVID Embase and 390 from the Scopus, and 24 electronically published articles from the preprint platforms (Figure 1). After duplication and eligibility screening, 81 articles remained. 23 articles were further omitted because of unrelated topic, unavailable or overlapping data, ineligible design, or journal retraction. A total of 58 studies were included in the final meta-analysis, 18 provided susceptibility data (7 with adjusted ORs and 3 with adjusted HRs), 29 provided disease severity data (13 with adjusted OR and 1 with adjusted HRs), and 30 provided mortality data (8 with adjusted ORs and 3 with adjusted HRs).

The Table describes the cohort characteristics of the included studies. Our analysis comprised 69,200 COVID-19 patients and 3,103,335 controls from 58 studies (35 published in journals and 23 available as preprints via MedRxiv). Since not all studies provided three major outcomes of interest i.e. susceptibility to infection, disease severity and mortality, we collated the studies into 3 groups, according to the availability of data for the three major outcomes (Table).

Use of RAS inhibitors and susceptibility to infection with SARS-Cov-2

Eighteen studies (3,128,679 participants) were included in the susceptibility analysis, of which 7 reported adjusted ORs and 3 reported adjusted HRs. The adjustment strategies for individual studies are listed in the Table. There was no significant difference in the incidence of COVID-19 infection between RAS inhibitor users and non-users, before and after adjustment (unadjusted OR 1.05, 0.90 to 1.21; adjusted OR 0.93, 0.85 to 1.02; adjusted HR 1.07, 0.87 to 1.31; Figure 2.)

Use of RAS inhibitors and the severity of COVID-19

We assessed the Covid-19 case severity from 29 studies, including 18,959 COVID-19 patients, of which 3840 were severe cases (20.3%). Adjusted ORs were reported for 13 studies and adjusted HRs were reported for 1 study. The definitions of severe COVID-19 are listed in eTable 4 in the Supplement. There was no significant difference in severe case rate between RAS inhibitor users and non-users before (OR 1.05, 0.81 to 1.36) and after adjustment for confounders (OR 0.76, 0.52 to 1.12), especially age and gender (Figure 3).

Use of RAS inhibitors and mortality from COVID-19

30 studies were included in the unadjusted analysis and 11 studies in the adjusted analysis of mortality from COVID-19 (8 with adjusted ORs and 3 with adjusted HRs). In 33,441 COVID-19 patients, 4234 deaths (12.7%) occurred. There was no significant difference in the mortality between RAS inhibitor users and non-users before (OR 1.12, 0.88 to 1.44) and after adjustment for age, gender and other covariates (OR 0.97, 0.77 to 1.23, Figure 4). Three studies reported adjusted HRs, for which the pooled HR showed no difference in mortality in RAS inhibitor users when compared with non-users in COVID-19 patients (HR 0.62, 0.34 to 1.14).

Subgroup analyses:

1. A comparison of the association of ACEi versus ARB with susceptibility and severity of COVID-19

When ACEi and ARB were analyzed separately (eFigures 1 and 2 in the Supplement), before and after adjustment for confounders, there was no significant difference in the incidence of COVID-19 infection between ACEi users and non-users (unadjusted OR 0.94, 0.89 to 1.00 and adjusted OR 0.90, 0.79 to 1.04) or between ARB users and non-users (unadjusted OR 1.05, 1.00 to 1.11 and adjusted OR 1.12, 0.96 to 1.32). There was also no difference in the severe case rate between ACEi users and non-users (OR 0.93, 0.59 to 1.48), or between ARB users and non-users (OR 0.91, 0.71 to 1.17, eFigure 3 in the Supplement). When COVID-19 disease severity was subdivided into mild-to-moderate or severe cases, with 2 studies reporting data after adjustment, and using non-COVID-19 subjects as reference, (eFigure 4 in the Supplement), ACEi use was not associated with increased mild-to-moderate case severity

(OR 0.97, 0.88 to 1.06), or severe case severity (OR 0.82, 0.67 to 1.01) and neither was ARB use associated with increased mild-to-moderate case severity (OR 0.96, 0.88 to 1.06) or severe case severity (OR 1.01, 0.67 to 1.50).

2. Impact of RAS inhibitor use in patients with hypertension on susceptibility to Covid-19 and disease severity

In the susceptibility analysis without adjustment, 4 studies reported data specifically in hypertensive patients (eFigure 5 in the Supplement). There was no difference in the incidence of COVID-19 infection between RAS inhibitor users and non-users (OR 1.13, 0.80 to 1.61) in patients with hypertension. Similar findings were observed after adjustment (OR 0.87, 0.73 to 1.04, eFigure 6 in the Supplement).

Seventeen studies reported unadjusted data on disease severity in hypertensive COVID-19 patients and there was no difference in the severe case rate between RAS inhibitor users and non-users (OR 0.82, 0.63 to 1.06). Similarly, in 6 studies that reported adjusted ORs, there was also no significant difference after adjustment, with a OR 0.64 (0.40 to 1.02) (eFigure 6 in the Supplement).

Ten studies reported mortality in hypertensive COVID-19 patients and there was no difference in mortality between RAS inhibitor users and non-users before (OR 0.83, 0.60 to 1.13, eFigure 5 in the Supplement) and after adjustment (OR 0.93, 0.61 to 1.42 and HR 0.61, 0.33 to 1.12, eFigure 6 in the Supplement)

3. Association of susceptibility of COVID-19 with use of RAS inhibitors in case-controlled studies

Eight case-controlled studies and eleven retrospective cohort studies reported the susceptibility data without adjustment, which showed no difference in the incidence of COVID-19 infection between RAS inhibitor users and non-users, with OR 0.95, 0.78 to 1.15 and OR 1.14, 0.90 to 1.43, respectively, eFigure 7 in the Supplement).

4. Association of severity of COVID-19 with use of RAS inhibitors in Chinese and non-Chinese cohort

There were 12 studies reporting the severity data in Chinese cohorts without adjustment (eFigure 8 in the Supplement), which showed no difference in the incidence of severe case rate between Chinese RAS inhibitor users and non-users before (OR 0.79, 0.57 to 1.09, eFigure 8 in the Supplement) and after adjustment (OR 0.54, 0.23 to 1.26, eFigure 9 in the Supplement). In 14 studies in the non-Chinese cohorts, RAS inhibitor users had a higher severity rate than non-users before adjustment for confounders (OR 1.41, 1.02 to 1.96, eFigure 8 in the Supplement), but after adjustment, the associations were not significant (OR 0.80, 0.53 to 1.20, eFigure 9 in the Supplement).

5. Association of susceptibility and severity of COVID-19 with hypertension status

After adjustment for confounders, hypertension was not associated with the increased susceptibility to COVID-19 (OR 1.09, 0.95 to 1.25). Hypertension was significantly associated with the increased Covid-19 severity rate (OR 1.44, 1.10 to 1.89) and increased mortality after adjustment (HR 2.14, 1.46 to 3.14; eFigure 10 in the Supplement). However, when we included recently published UK national data (n=17,278,392) which focused on the association between co-morbidities (including hypertension) and COVID-19 mortality but

without RAS inhibitors data⁸, there was no significant association between hypertension and COVID-19 mortality, with a HR 1.53, 0.78 to 2.99 (eFigure 10 in the Supplement).

Sensitivity Analyses and Risk of Bias

The main outcomes of this meta-analysis remained unaltered in the sensitivity analysis by excluding each individual study. Considering the retrospective and observational setting for all of these studies, the risk of bias was high (eTables 1-3 in the Supplement) and the I^2 values were large in some pooled analyses. However, Funnel plots and Egger's test indicated that there was no substantial publication bias (eFigures 11-13 in the Supplement).

Discussion

In this systematic review and meta-analysis of observational and case-controlled studies, the use of RAS inhibitors was not associated with increased susceptibility to infection with SARS-CoV-2 and was not associated with increased risk of severe disease or mortality from COVID-19. Moreover, when ACEi or ARB were analyzed separately versus non-users of these drugs, there was no evidence that either treatment's association with susceptibility, severe disease or death from COVID-19 was different from the other when compared to non-users. Similar results were obtained when specifically examining RAS inhibitor users versus non-use in people with hypertension, or when comparing Chinese and non-Chinese patient cohorts and when the analysis was restricted to case-controlled studies.

Due to the fact that the earliest studies characterizing co-morbidities most likely to be associated with poor outcomes from COVID-19, cited pre-existing hypertension as one of the most important,⁹ we also examined whether hypertension was independently associated with

increased susceptibility to infection with SARS-CoV-2 and increased risk of severe disease or mortality in those infected. Mindful of how common hypertension is and its strong association with ageing, we had concerns that the Covid-19 risk associated with hypertension might have been exaggerated because the earliest reports had not been adjusted for potential confounding, especially age, the latter being a potent risk factor for death from COVID-19.⁸ Thus, it was important to examine the association between COVID-19 and hypertension independent of age, other demographics, and comorbidities. Our pooled studies with available data on hypertension (6 studies for susceptibility) showed no significant independent association between hypertension and susceptibility to SARS-CoV-2 infection. However, we did find a significant association between hypertension and case severity and mortality from Covid-19. Subsequently, we incorporated a new analysis by Williamson et al⁸, of the relationship between patient demographics and comorbidities (including hypertension) and Covid-19 mortality in 17 million people in the UK. The addition of this data to our analysis, attenuated the association between hypertension and mortality, however, the pooled results still revealed a trend towards an approximately 50% increased probability of an adverse outcome in patients with hypertension, although the corresponding confidence interval crossed the reference line. Interestingly, the report of Williamson et al⁸, reveals the complexity and the importance of confounding in the relationships between hypertension and Covid-19 outcomes. Notably that much of the risk association between hypertension and Covid-19 outcomes could be accounted for by age, diabetes and obesity, which are all independent risk factors for poorer outcomes and are commonly associated with hypertension. There was also an intriguing interaction between age and hypertension whereby hypertension was associated

with increased risk of an adverse outcome from Covid-19 up to the age of 70 years but reduced risk beyond 70 years of age. This illustrates the complexity of interpreting associations for common comorbidities when there is often complex or unmeasured residual confounding from the many cardiac, vascular and metabolic comorbidities associated with hypertension., rather than attributing risk to an elevated blood pressure *per se*.

Although often considered similar in their RAS inhibiting effects, ACEi and ARBs block the RAS pathway at different levels which could theoretically differentially influence the level and activity of ACE2, the availability of angiotensin II at the AT-2 receptor and the angiotensin II cleavage product, angiotensin 1-7. Hypotheses have been presented to explain how these differential effects of ACEi and ARBs could influence the susceptibility to SARS-CoV-2 infection and/or severity and mortality from COVID-19. For the purposes of our analysis, many studies reported results with ACEi and ARB separately and we found that the pooled results of either ACEi or ARB showed no association with COVID-19 for any outcomes of interest. One study directly compared the effects of ACEi and ARB on mortality from COVID-19. By comparing 124 COVID-19 patients taking ACEi with 248 matched patients taking ARB, no significant difference in 28-day all-cause mortality were found between groups.¹⁰ Our findings suggest that there neither RAS-inhibition overall, or ACEi or ARB treatment individually are associated with increased risk from COVID-19.

The concept that ACEi or ARB might increase the risk of infection or severity of COVID-19 arose from the observation that ACE2 is the binding site that facilitates the cellular entry of SARS-CoV-2. This led to speculation that treatment with RAS inhibitor drugs might increase the cellular expression of ACE2 and thereby increase the risk of infection and severity of

disease. This speculation cited previous experimental studies that had shown that RAS inhibitor could increase the expression of ACE2 in heart and kidney², however, there was no data on the effect of RAS inhibitors on lung ACE2 expression in either animals or human. Moreover, the concept that RAS inhibitors increases ACE2 expression is now being contested. A recent study, Sama et al.¹¹ showed that use of an ACEi or an ARB was not associated with higher plasma ACE2 concentrations. Whilst circulating ACE2 may not be a good indicator of tissue ACE2 levels, other recent evidence suggests that there is increasing expression of ACE2 with age in both human lungs and kidney but no association between the expression of ACE2 with either hypertension or RAS inhibiting drugs.¹² Thus, the hypothesis that RAS inhibitors could increase risk from COVID-19 by increasing ACE2 expression is unsupported by the limited pathophysiological data available, or the more extensive clinical data from the cohort studies of patients included in this meta-analysis. This in turn, reinforces the recommendations made by medical societies, for patients to continue with their RAS inhibitor medications throughout this COVID-19 pandemic.³

The present finding needs to be interpreted, mindful of the limitations of observational cohort studies. It is noteworthy that in most analyses, there is substantial risk of bias indicated by the high I^2 value in both main and subgroup analyses. This was mainly attributable to the inherent weakness of observational studies and the inevitable possibility of confounding. The association of various outcomes or with prior pharmaceutical treatments are commonly influenced by numerous confounders, especially the indication for treatment, which often varies according to comorbidities. The fact that RAS inhibitor medications are recommended as a foundation treatment for hypertension or many of the comorbidities associated with

increased risk of mortality from COVID-19, i.e. diabetes, cardiac disease and chronic kidney disease, and the fact that all of these conditions are more common with advancing age, highlights the obvious potential for confounding in the relationship between RAS inhibitor use and adverse outcomes from COVID-19. These confounding can only really be overcome by randomized allocations to treatments in controlled trials and such trials are ongoing.¹³

Conclusions

In this systematic review and meta-analysis of all existing clinical data during the Covid-19 pandemic, we found that treatment with RAS inhibitors, specifically ACEi or ARBs, was not associated with increased risk of infection with SARS-CoV-2, or increased risk for the development of severe disease, or mortality from COVID-19, when compared to non-users of RAS inhibition. Our study suggests that ACEi or ARBs should not be discontinued solely on the basis of concerns about potential risks associated with COVID-19.

Conflict of Interests: BW has received honoraria for lectures on the treatment of hypertension and cardiovascular risk from Daiichi Sankyo, Servier, Pfizer, Novartis and Menarini; no other relationships or activities that could appear to have influenced the submitted work.

Funding source: BW is supported by the NIHR University College London Biomedical Research Centre. YZ is supported by the National Nature Science Foundation of China (81670377) and the Shanghai Excellent Young Scholars Program (2017YQ065).

References:

1. Zhou P, Yang XL, Wang XG, et al. A pneumonia outbreak associated with a new coronavirus of probable bat origin. *Nature*. Mar 2020;579(7798):270-273.
2. Ferrario CM, Jessup J, Chappell MC, et al. Effect of angiotensin-converting enzyme inhibition and angiotensin II receptor blockers on cardiac angiotensin-converting enzyme 2. *Circulation*. May 24 2005;111(20):2605-2610 Ishiyama Y, Gallagher PE, Averill DB, Tallant EA, Brosnihan KB, Ferrario CM. Upregulation of angiotensin-converting enzyme 2 after myocardial infarction by blockade of angiotensin II receptors. *Hypertension*. May 2004;43(5):970-976 Soler MJ, Ye M, Wysocki J, William J, Lloveras J, Battle D. Localization of ACE2 in the renal vasculature: amplification by angiotensin II type 1 receptor blockade using telmisartan. *Am J Physiol Renal Physiol*. Feb 2009;296(2):F398-405.
3. European Society of Cardiology. Position statement of the ESC Council on Hypertension on ACE-inhibitors and angiotensin receptor blockers. 2020; [https://www.escardio.org/Councils/Council on Hypertension \(CHT\)/ News/position statement of the ESC council on hypertension on ACE inhibitors and ANG](https://www.escardio.org/Councils/Council on Hypertension (CHT)/ News/position statement of the ESC council on hypertension on ACE inhibitors and ANG). Accessed 12 June, 2020 American College of Cardiology. HFSA/ACC/AHA statement addresses concerns re: using RAAS antagonists in COVID-19. 2020; [https://www.escardio.org/Councils/Council on Hypertension \(CHT\)/ News/position statement of the ESC council on hypertension on ACE inhibitors and ANG](https://www.escardio.org/Councils/Council on Hypertension (CHT)/ News/position statement of the ESC council on hypertension on ACE inhibitors and ANG). Accessed 12 June, 2020.
4. Aronson JK, Ferner RE. Drugs and the renin-angiotensin system in covid-19. *Bmj*. Apr 2 2020;369:m1313.
5. Hutton B, Salanti G, Caldwell DM, et al. The PRISMA extension statement for reporting of systematic reviews incorporating network meta-analyses of health care interventions: checklist and explanations. *Ann Intern Med*. Jun 2 2015;162(11):777-784.
6. Stroup DF, Berlin JA, Morton SC, et al. Meta-analysis of observational studies in epidemiology: a proposal for reporting. Meta-analysis Of Observational Studies in Epidemiology (MOOSE) group. *Jama*. Apr 19 2000;283(15):2008-2012.
7. Wells G A SB, Peterson J, Welch V, Losos M, Tugwell P. The Newcastle-Ottawa Scale (NOS) for assessing the quality of nonrandomised studies in meta-analyses. http://www.ohri.ca/programs/clinical_epidemiology/oxford.asp. Accessed 20 June, 2020.
8. Williamson EJ, Walker AJ, Bhaskaran K, et al. Factors associated with COVID-19-related death using OpenSAFELY. *Nature*. 2020/07/08 2020.
9. Wang D, Hu B, Hu C, et al. Clinical Characteristics of 138 Hospitalized Patients With 2019 Novel Coronavirus-Infected Pneumonia in Wuhan, China. *Jama*. Feb 7 2020;323(11):1061-1069 Guan WJ, Ni ZY, Hu Y, et al. Clinical Characteristics of Coronavirus Disease 2019 in China. *N Engl J Med*. Apr 30 2020;382(18):1708-1720.
10. Zhou F, Liu YM, Xie J, et al. Comparative impacts of angiotensin converting enzyme inhibitors versus angiotensin II receptor blockers on the risk of COVID-19 mortality. *Hypertension*. Jun 3 2020.
11. Sama IE, Ravera A, Santema BT, et al. Circulating plasma concentrations of angiotensin-converting enzyme 2 in men and women with heart failure and effects of renin-angiotensin-aldosterone inhibitors. *Eur Heart J*. May 14 2020;41(19):1810-1817.
12. Jiang X, Eales JM, Scannali D, et al. Hypertension and renin-angiotensin system blockers are not associated with expression of Angiotensin Converting Enzyme 2 (ACE2) in the kidney. medRxiv.

- 2020:2020.2005.2019.20106781.
13. Losartan for Patients With COVID-19 Requiring Hospitalization. <https://clinicaltrials.gov/ct2/show/NCT04312009> Losartan for Patients With COVID-19 Not Requiring Hospitalization. <https://clinicaltrials.gov/ct2/show/NCT04311177>.
 14. Amat-Santos IJ, Santos-Martinez S, López-Otero D, et al. Ramipril in High Risk Patients with COVID-19. *J Am Coll Cardiol*. May 22 2020.
 15. Caraballo C, McCullough M, Fuery M, et al. COVID-19 Infections and Outcomes in a Live Registry of Heart Failure Patients Across an Integrated Health Care System. medRxiv. 2020:2020.2004.2027.20082016.
 16. Chang TS, Ding Y, Freund MK, et al. Prior diagnoses and medications as risk factors for COVID-19 in a Los Angeles Health System. medRxiv. 2020:2020.2007.2003.20145581.
 17. Chodick G, Nutman A, Yiekutiel N, Shalev V. Angiotension-converting enzyme inhibitors and angiotensin-receptor blockers are not associated with increased risk of SARS-CoV-2 infection. *J Travel Med*. May 14 2020.
 18. de Abajo FJ, Rodríguez-Martín S, Lerma V, et al. Use of renin-angiotensin-aldosterone system inhibitors and risk of COVID-19 requiring admission to hospital: a case-population study. *Lancet*. May 30 2020;395(10238):1705-1714.
 19. Dublin S, Walker RL, Floyd JS, et al. Renin-angiotensin-aldosterone system inhibitors and COVID-19 infection or hospitalization: a cohort study. medRxiv. 2020:2020.2007.2006.20120386.
 20. Raisi-Estabragh Z, McCracken C, Ardissino M, et al. NON-WHITE ETHNICITY, MALE SEX, AND HIGHER BODY MASS INDEX, BUT NOT MEDICATIONS ACTING ON THE RENIN-ANGIOTENSIN SYSTEM ARE ASSOCIATED WITH CORONAVIRUS DISEASE 2019 (COVID-19) HOSPITALISATION: REVIEW OF THE FIRST 669 CASES FROM THE UK BIOBANK. medRxiv. 2020:2020.2005.2010.20096925.
 21. Fosbøl EL, Butt JH, Østergaard L, et al. Association of Angiotensin-Converting Enzyme Inhibitor or Angiotensin Receptor Blocker Use With COVID-19 Diagnosis and Mortality. *JAMA*. 2020;324(2):168-177.
 22. Gnani R, Demaria M, Picariello R, Dalmaso M, Ricceri F, Costa G. Therapy with agents acting on the renin-angiotensin system and risk of SARS-CoV-2 infection. *Clin Infect Dis*. May 22 2020.
 23. Huh K, Ji W, Kang M, et al. Association of previous medications with the risk of COVID-19: a nationwide claims-based study from South Korea. medRxiv. 2020:2020.2005.2004.20089904.
 24. Kim J, Kim DW, Kim K-i, et al. Compliance of Antihypertensive Medication and Risk of Coronavirus Disease 2019: a Cohort Study Using Big Data from the Korean National Health Insurance Service. *J Korean Med Sci*. 6/ 2020;35(25).
 25. Mancia G, Rea F. Renin-Angiotensin-Aldosterone System Blockers and the Risk of Covid-19. *Jun 18 2020*;382(25):2431-2440.
 26. Mehta N, Kalra A, Nowacki AS, et al. Association of Use of Angiotensin-Converting Enzyme Inhibitors and Angiotensin II Receptor Blockers With Testing Positive for Coronavirus Disease 2019 (COVID-19). *JAMA Cardiol*. May 5 2020.
 27. Morales DR, Conover MM, You SC, et al. Renin-angiotensin system blockers and susceptibility to COVID-19: a multinational open science cohort study. medRxiv. 2020:2020.2006.2011.20125849.
 28. Rentsch CT, Kidwai-Khan F, Tate JP, et al. Covid-19 Testing, Hospital Admission, and Intensive Care Among 2,026,227 United States Veterans Aged 54-75 Years. medRxiv. 2020:2020.2004.2009.20059964.

29. Reynolds HR, Adhikari S, Pulgarin C, et al. Renin-Angiotensin-Aldosterone System Inhibitors and Risk of Covid-19. *N Engl J Med*. Jun 18 2020;382(25):2441-2448.
30. Shah SJ, Barish PN, Prasad PA, et al. Clinical features, diagnostics, and outcomes of patients presenting with acute respiratory illness: a comparison of patients with and without COVID-19. *medRxiv*. 2020:2020.2005.2002.20082461.
31. Yan H, Valdes AM, Vijay A, et al. Role of Drugs Affecting the Renin-Angiotensin-Aldosterone System on Susceptibility and Severity of COVID-19: A Large Case-Control Study from Zhejiang Province, China. *medRxiv*. 2020:2020.2004.2024.20077875.
32. Bean D, Kraljevic Z, Searle T, et al. ACE-inhibitors and Angiotensin-2 Receptor Blockers are not associated with severe SARS- COVID19 infection in a multi-site UK acute Hospital Trust. *medRxiv*. 2020:2020.2004.2007.20056788.
33. Bravi F, Flacco ME, Carradori T, et al. Predictors of severe or lethal COVID-19, including Angiotensin Converting Enzyme inhibitors and Angiotensin II Receptor Blockers, in a sample of infected Italian citizens. *PloS one*. 2020;15(6):e0235248-e0235248.
34. Choi HK, Koo H-J, Seok H, et al. ARB/ACEI use and severe COVID-19: a nationwide case-control study. *medRxiv*. 2020:2020.2006.2012.20129916.
35. Chung SM, Lee YY, Ha E, et al. The Risk of Diabetes on Clinical Outcomes in Patients with Coronavirus Disease 2019: A Retrospective Cohort Study. *Diabetes Metab J*. 6/ 2020;44(3):405-413.
36. Ebinger JE, Achamallah N, Ji H, et al. Pre-Existing Traits Associated with Covid-19 Illness Severity. *medRxiv*. 2020:2020.2004.2029.20084533.
37. Felice C, Nardin C, Di Tanna GL, et al. Use of RAAS inhibitors and risk of clinical deterioration in COVID-19: results from an Italian cohort of 133 hypertensives. *Am J Hypertens*. Jun 8 2020.
38. Feng Y, Ling Y. COVID-19 with Different Severities: A Multicenter Study of Clinical Features. *Jun 1 2020;201(11):1380-1388*.
39. Gao C, Cai Y, Zhang K, et al. Association of hypertension and antihypertensive treatment with COVID-19 mortality: a retrospective observational study. *Eur Heart J*. Jun 7 2020;41(22):2058-2066.
40. Hu J, Zhang X, Zhang X, et al. COVID-19 patients with hypertension have more severity condition, and ACEI/ARB treatment have no influence on the clinical severity and outcome. *J Infect*. May 28 2020.
41. Huang Z, Cao J, Yao Y, et al. The effect of RAS blockers on the clinical characteristics of COVID-19 patients with hypertension. *Ann Transl Med*. Apr 2020;8(7):430.
42. Li J, Wang X, Chen J, Zhang H, Deng A. Association of Renin-Angiotensin System Inhibitors With Severity or Risk of Death in Patients With Hypertension Hospitalized for Coronavirus Disease 2019 (COVID-19) Infection in Wuhan, China. *JAMA Cardiol*. Apr 23 2020.
43. Liabeuf S, Moragny J, Bennis Y, et al. Association between renin-angiotensin system inhibitors and COVID-19 complications. *Eur Heart J Cardiovasc Pharmacother*. Jun 12 2020.
44. Liu Y, Huang F, Xu J, et al. Anti-hypertensive Angiotensin II receptor blockers associated to mitigation of disease severity in elderly COVID-19 patients. *medRxiv*. 2020:2020.2003.2020.20039586.
45. López-Otero D, López-Pais J, Cacho-Antonio CE, et al. Impact of angiotensin-converting enzyme inhibitors and angiotensin receptor blockers on COVID-19 in a western population. *CARDIOVID registry. Revista Española de Cardiología (English Edition)*. 2020/06/05/ 2020.

46. Pan W, Zhang J, Wang M, et al. Clinical Features of COVID-19 in Patients With Essential Hypertension and the Impacts of Renin-angiotensin-aldosterone System Inhibitors on the Prognosis of COVID-19 Patients. *Hypertension*. Jul 13 2020:Hypertensionaha12015289.
47. Sardu C, Maggi P, Messina V, et al. Could anti-hypertensive drug therapy affect the clinical prognosis of hypertensive patients with COVID-19 infection? Data from centers of southern Italy. *J Am Heart Assoc*. Jul 7 2020:e016948.
48. Selçuk M, Çınar T, Keskin M, et al. Is the use of ACE inb/ARBs associated with higher in-hospital mortality in Covid-19 pneumonia patients? *Clin Exp Hypertens*. Nov 16 2020;42(8):738-742.
49. Şenkal N, Meral R, Medetalibeyoğlu A, Konyaoğlu H, Kose M, Tukek T. Association between chronic ACE inhibitor exposure and decreased odds of severe disease in patients with COVID-19. *Anatol J Cardiol*. Jul 2020;24(1):21-29.
50. De Spiegeleer A, Bronselaer A, Teo JT, et al. The effects of ARBs, ACEIs and statins on clinical outcomes of COVID-19 infection among nursing home residents. *medRxiv*. 2020:2020.2005.2011.20096347.
51. Xu J, Huang C, Fan G, et al. Use of angiotensin-converting enzyme inhibitors and angiotensin II receptor blockers in context of COVID-19 outbreak: a retrospective analysis. *Frontiers of Medicine*. 2020/07/03 2020.
52. Yang G, Tan Z, Zhou L, et al. Effects of Angiotensin II Receptor Blockers and ACE (Angiotensin-Converting Enzyme) Inhibitors on Virus Infection, Inflammatory Status, and Clinical Outcomes in Patients With COVID-19 and Hypertension: A Single-Center Retrospective Study. *Hypertension*. Jul 2020;76(1):51-58.
53. Zhou X, Zhu J, Xu T. Clinical characteristics of coronavirus disease 2019 (COVID-19) patients with hypertension on renin-angiotensin system inhibitors. *Clin Exp Hypertens*. Oct 2 2020;42(7):656-660.
54. Conversano A, Melillo F, Napolano A, et al. RAAs inhibitors and outcome in patients with SARS-CoV-2 pneumonia. A case series study. *Hypertension*. May 8 2020.
55. Baker KF, Hanrath AT, Schim van der Loeff I, et al. COVID-19 management in a UK NHS Foundation Trust with a High Consequence Infectious Diseases centre: a detailed descriptive analysis. *medRxiv*. 2020:2020.2005.2014.20100834.
56. Benelli G, Buscarini E, Canetta C, et al. SARS-COV-2 comorbidity network and outcome in hospitalized patients in Crema, Italy. *medRxiv*. 2020:2020.2004.2014.20053090.
57. Cariou B, Hadjadj S. Phenotypic characteristics and prognosis of inpatients with COVID-19 and diabetes: the CORONADO study. *May 29 2020:1-16*.
58. Chen Y, Yang D, Cheng B, et al. Clinical Characteristics and Outcomes of Patients With Diabetes and COVID-19 in Association With Glucose-Lowering Medication. *Diabetes Care*. 2020;43(7):1399-1407.
59. Hwang J-m, Kim J-H, Park J-S, Chang MC, Park D. Neurological diseases as mortality predictive factors for patients with COVID-19: a retrospective cohort study. *Neurological Sciences*. 2020/07/08 2020.
60. Iaccarino G, Grassi G, Borghi C, Ferri C, Salvetti M, Volpe M. Age and Multimorbidity Predict Death Among COVID-19 Patients: Results of the SARS-RAS Study of the Italian Society of Hypertension. *Hypertension*. Aug 2020;76(2):366-372.
61. Ip A, Parikh K, Parrillo JE, et al. Hypertension and Renin-Angiotensin-Aldosterone System Inhibitors in Patients with Covid-19. *medRxiv*. 2020:2020.2004.2024.20077388.

62. Jung C, Bruno RR, Wernly B, et al. Inhibitors of the Renin-Angiotensin-Aldosterone System and Covid-19 in critically ill elderly patients. *Eur Heart J Cardiovasc Pharmacother*. Jul 9 2020.
63. Jung SY, Choi JC, You SH, Kim WY. Association of renin-angiotensin-aldosterone system inhibitors with COVID-19-related outcomes in Korea: a nationwide population-based cohort study. *Clin Infect Dis*. May 22 2020.
64. Khera R, Clark C, Lu Y, et al. Association of Angiotensin-Converting Enzyme Inhibitors and Angiotensin Receptor Blockers with the Risk of Hospitalization and Death in Hypertensive Patients with Coronavirus Disease-19. *medRxiv*. 2020:2020.2005.2017.20104943.
65. Oussalah A, Gleye S, Clerc Urmes I, et al. Long-Term ACE Inhibitor/ARB Use Is Associated with Severe Renal Dysfunction and Acute Kidney Injury in Patients with severe COVID-19: Results from a Referral Center Cohort in the North East of France. *Clin Infect Dis*. Jul 5 2020.
66. Richardson S, Hirsch JS, Narasimhan M, et al. Presenting Characteristics, Comorbidities, and Outcomes Among 5700 Patients Hospitalized With COVID-19 in the New York City Area. *JAMA*. 2020;323(20):2052-2059.
67. Tan ND, Qiu Y, Xing XB, Ghosh S, Chen MH, Mao R. Associations between Angiotensin Converting Enzyme Inhibitors and Angiotensin II Receptor Blocker Use, Gastrointestinal Symptoms, and Mortality among Patients with COVID-19. *Gastroenterology*. May 15 2020.
68. Tedeschi S, Giannella M, Bartoletti M, et al. Clinical Impact of Renin-angiotensin System Inhibitors on In-hospital Mortality of Patients With Hypertension Hospitalized for Coronavirus Disease 2019. *Clin Infect Dis*. Jul 28 2020;71(15):899-901.
69. Zeng Z, Sha T, Zhang Y, et al. Hypertension in patients hospitalized with COVID-19 in Wuhan, China: A single-center retrospective observational study. *medRxiv*. 2020:2020.2004.2006.20054825.

Figure Legends:

Figure 1. Flowchart of study selection

Figure 2. Pooled unadjusted OR (A) and adjusted OR (B) and adjusted HR (C) for the association of susceptibility of COVID-19 with RAS inhibitor use

Figure 3. Pooled unadjusted (A) and adjusted (B) OR for the association of severe COVID-19 with RAS inhibitor use

Figure 4. Pooled unadjusted OR (A) and adjusted OR (B) and adjusted HR (C) for the association of mortality of COVID-19 with RAS inhibitor use

Table. Main characteristics of studies included in these analyses

No.	Studies (Cohorts)	Study Type / publication†	Country	Study Size	Age (Mean or Median, year)	Male (%)	Number of Event/Total Number		Effect estimates	Adjustment
							ACEi/ARB	Non-ACEi/ARB		
Studies included for the susceptibility to COVID-19										
1	Amat-Santos et al. 2020 ¹⁴	RCS/published	Spain	102	82.3	56.9%	5/50	6/52	HR	No
2	Caraballo et al. 2020 ¹⁵	RCS/preprint	USA	900	73	49.2	58/312	148/588	OR [□]	No
3	Chang et al. 2020 ¹⁶	CCS/preprint	USA	26602	49±20	44	65/1828*	778/22805*	OR [□]	No
4	Chodick et al. 2020 ¹⁷	RCS/published	Israel	14520	40.6/37.0	40.2/46.1	132/991*	1181/13529*	OR [□]	No
5	de Abajo et al. 2020 ¹⁸	CCS/published	Spain	12529	69.1/69.1	61.0/61.0	477/4221	662/8308	OR	Yes
6	Dublin et al. 2020 ¹⁹	RCS/preprint	USA	322044	51	46.1	183/56105	537/265939	OR	Yes
7	Estabragh et al. 2020 ²⁰	RCS/preprint	UK	1474	69.3	53.4%	146/312	523/1162	OR	Yes
8	Fosbol et al. 2020 ²¹	CCS/published	Denmark	6281	73.9	52.3	494/5370	77/911	HR	Yes
9	Gnavi et al. 2020 (Cohort HY) ²²	CCS/published	Italy	1896	71.4	58.5	215/1369	101/527	OR	Yes
10	Gnavi et al. 2020 (Cohort CDD) ²²	CCS/published	Italy	1026	74.5	66.7	93/568	78/380	OR	Yes
11	Huh et al. 2020 ²³	CCS/preprint	South Korea	65149	44.6/48.6	44.3/48.7	714/10698*	4458/54451*	OR [□]	No
12	Kim J et al. 2020 ²⁴	RCS/published	South Korea	1378052	NR	47.0	774/310022*	2897/1068030*	OR [□]	No
13	Mancia et al. 2020 ²⁵	CCS/published	Italy	37031	68/68	63.3/63.1	2896/15375*	3376/21656*	OR [□]	No
14	Mehta et al. 2020 ²⁶	RCS/published	USA	18472	49	40	212/2285	1523/16187	OR	Yes
15	Morales et al. 2020 (SIDIAP) ²⁷	RCS/preprint	Spain	64246	NR	NR	627/45239	250/19007	HR	Yes
16	Morales et al. 2020 (VA-OMOP) ²⁷	RCS/preprint	US	1099335	NR	NR	345/656274	335/443061	HR	Yes
17	Morales et al. 2020 (CUIMC) ²⁷	RCS/preprint	US	21294	NR	NR	59/10286	58/11008	HR	Yes
18	Rentsch et al. 2020 ²⁸	RCS/preprint	USA	3789	65.7	90.2	255/1532	330/2257	OR	Yes
19	Reynolds et al. ²⁹ , 2020 ²⁹	RCS/published	USA	12594	49	41.5	1374/2319	4520/10275	OR [□]	No
20	Shah et al. 2020 ³⁰	RCS/preprint	USA	316	63/62	36/50	6/49	27/267	OR [□]	No
21	Yan H et al. 2020 ³¹	CCS/preprint	China	49227	48.850.0	51.1/48.3	58/8098*	552/41179*	OR [□]	No
Studies included for the severity of COVID-19										
1	Bean et al. 2020 ³²	RCS/preprint	UK	1200	63	57.2	127/339	288/801	OR	Yes
2	Bravi et al. 2020 ³³	CCS/published	Italy	1603	58.0	47.3	104/450	88/1153	OR [□]	No
3	Chang et al. 2020 ¹⁶	CCS/preprint	USA	220	62	56	6/27*	50/150*	OR [□]	No
4	Choi et al. 2020 ³⁴	RCS/preprint	South Korea	1585	66.3	42.8	34/625	55/625	OR	Yes
5	Chung et al. 2020 ³⁵	RCS/published	South Korea	29	66.3	48.3	NR	NR	OR	Yes

6	Ebinger et al. 2020 ³⁶	RCS/preprint	USA	442	52.7	58	18/72*	59/370*	OR [□]	No
7	Felice et al. 2020 ³⁷	RCS/published	Italy	133	73.0	44.3	21/82	25/51	OR	Yes
8	Feng Y et al. 2020 ³⁸	RCS/published	China	113	NR	NR	4/33	36/80	OR [□]	No
9	Feng Z et al. 2020 ³³	RCS/preprint	China	564	47	50.4	1/16	16/49	OR	Yes
10	Fosbol et al. 2020 ²¹	RCS/published	Denmark	4480	72.8/50.1	47.9	203/895	373/3585	HR	Yes
11	Gao et al. 2020 ³⁹	RCS/published	China	710	NR	NR	74/183	179/527	OR [□]	No
12	Hu et al. 2020 ⁴⁰	RCS/preprint	China	149	57	59.1	28/65	33/84	OR [□]	No
13	Huang et al. 2020 ⁴¹	RCS/published	China	50	52.7/67.8	54	13/20	24/30	OR [□]	No
14	Li J et al. 2020 ⁴²	RCS/published	China	362	66.0	52.2	57/115	116/247	OR [□]	No
15	Liabeuf et al. 2020 ⁴³	RCS/published	France	268	73	58	52/96	64/172	OR	Yes
16	Liu et al. 2020 ⁴⁴	RCS/preprint	China	78	65.2	55.1	7/22*	31/56*	OR [□]	No
17	Lopez-Otero et al. 2020 ⁴⁵	RCS/published	Spain	234	NR	NR	13/78	20/156	OR	Yes
18	Mehta et al. 2020 ²⁶	RCS/published	USA	1735	NR	NR	NR /212	NR /1523	OR	Yes
19	Pan W et al. 2020 ⁴⁶	RCS/published	China	282	69	50.7	31/41	182/241	OR [□]	No
20	Rentsch et al. 2020 ²⁸	RCS/preprint	USA	585	66	95.4	69/255	53/330	OR	Yes
21	Reynolds et al. 2020 ²⁹	RCS/published	USA	5894	NR	NR	336/1374	666/4520	OR [□]	No
22	Sardu et al. 2020 ⁴⁷	PCS/published	Italy	62	58	66.1	9/45	3/17	OR [□]	No
23	Selcuk et al. 2020 ⁴⁸	RCS/published	Turkey	113	63.9	52.2	37/74	7/39	OR [□]	No
24	Senkal et al. 2020 ⁴⁹	RCS/published	Turkey	156	NR	NR	27/104	22/52	OR	Yes
25	Spiegeleer et al. 2020 ⁵⁰	RCS/preprint	Belgium	154	86	33	6/30	31/124	OR	Yes
26	Xu J et al. 2020 ⁵¹	RCS/published	China	101	65.0	52	8/40	17/61	OR	Yes
27	Yan H et al. 2020 ³¹	RCS/preprint	USA	136 [#]	NR	NR	23/58*	34/78*	OR [□]	No
28	Yang et al. 2020 ⁵²	RCS/published	China	126	66	49.2	15/43	35/83	OR [□]	No
29	Zhou X et al. 2020 ⁵³	RCS/published	China	36	64.8	52.8%	5/15	6/21	OR	Yes

Studies included for the mortality of COVID-19

1	Andrea et al. 2020 ⁵⁴	RCS/published	Italy	191	63.4	68.6	21/69	21/122	HR	Yes [^]
2	Baker et al. 2020 ⁵⁵	RCS/preprint	England	316	75	54.7	17/78	63/233	OR [□]	No
3	Bean et al. 2020 ³²	RCS/preprint	UK	1200	63	57.2	106/399*	182/801*	OR [□]	No
4	Benelli et al. 2020 ⁵⁶	RCS/preprint	Italy	411	66.8	66.6	25/110	47/301	OR [□]	No
5	Caraballo et al. 2020 ¹⁵	RCS/preprint	USA	206	78	45.1	7/58	27/148	OR [□]	No
6	Cariou et al. 2020 ⁵⁷	RCS/published	France	1317	69.8	64.9	93/737	48/580	OR	Yes
7	Chen Y et al. 2020 ⁵⁸	RCS/published	China	71	NR	NR	4/32	10/39	OR [□]	No
8	Felice et al. 2020 ³⁷	RCS/published	Italy	133	73.0	64.7	15/82	18/51	OR	Yes
9	Fosbol et al. 2020 ²¹	RCS/published	Denmark	4480	72.8/50.1	47.9	181/895	297/3585	HR	Yes

10	Gao et al. 2020 ³⁹	RCS/published	China	710	NR	NR	4/183	19/527	HR	Yes
11	Hwang et al. 2020 ⁵⁹	RCS/published	South Korea	103	67.6	50.0	5/13	21/90	OR [□]	No
12	Iaccarino et al. 2020 ⁶⁰	RCS/published	Italy	1591	66.5	65.0	106/655*	82/936*	OR [□]	No
13	Ip et al. 2020 ⁶¹	RCS/preprint	USA	1216	NR	NR	137/460	262/669	OR [□]	No
14	Jung C et al. 2020 ⁶²	PCS/published	International	324	75	69	62/157	85/167	OR	Yes
15	Jung SY et al. 2020 ⁶³	RCS/published	South Korea	5179	44.6	44.0	33/762	51/4417	OR	Yes
16	Khera et al. 2020 ⁶⁴	RCS/preprint	USA	7933	77	45.4	664/4587	466/3346	OR [□]	No
17	Li J et al. 2020 ⁴²	RCS/published	China	362	66	52.2	21/115	56/247	OR [□]	No
18	Lopez-Otero et al. 2020 ⁴⁵	RCS/published	Spain	965	59.5	43.9	11/210	27/755	OR	Yes
19	Mehta et al., 2020 ²⁶	RCS/published	USA	1705	NR	NR	8/211	34/1494	OR [□]	No
20	Pan W et al. 2020 ⁴⁶	RCS/published	China	282	69	50.7	4/41	63/241	OR [□]	No
21	Qussalah et al 2020 ⁶⁵	RCS/published	France	149	65	61	10/43	9/104	OR [□]	No
22	Richardson et al. 2020 ⁶⁶	RCS/published	USA	1366	NR	NR	130/413	254/953	OR [□]	No
23	Sardu et al. 2020 ⁴⁷	PCS/published	Italy	62	58	66.1	7/45	2/17	OR [□]	No
24	Selcuk et al. 2020 ⁴⁸	RCS/published	Turkey	113	63.9	52.2	31/74	4/39	OR	Yes
25	Senkal et al. 2020 ⁴⁹	RCS/published	Turkey	156	NR	NR	7/104	5/52	OR	Yes
26	Tan et al. 2020 ⁶⁷	RCS/published	China	100	67	NR	0/31	11/69	OR [□]	No
27	Tedeschi et al. 2020 ⁶⁸	RCS/published	Italy	311	76	72	NR	NR	OR	Yes
28	Xu J et al. 2020 ⁵¹	RCS/published	China	101	65.0	52	11/40	21/61	OR	Yes
29	Zeng Z et al. 2020 ⁶⁹	RCS/preprint	China	75	67	47	2/28	5/47	OR [□]	No
30	Zhou F et al. 2020 ¹⁰	RCS/published	China	3572	66	51.1	70/906	272/1812	HR	Yes

† Articles published in print or ahead of print after peer-review were indicated as “published”.

* Numbers are calculated by addition of ACEI and ARB.

□ OR calculated according reported numbers of events in case and control groups.

Abbreviations: RCS, retrospective cohort study; CCS, case-control study; HTN, hypertension; DM, diabetes mellitus; BMI, body mass index; MI, myocardial infarction; CAD, coronary artery disease; NR, not reported.

Figure 1

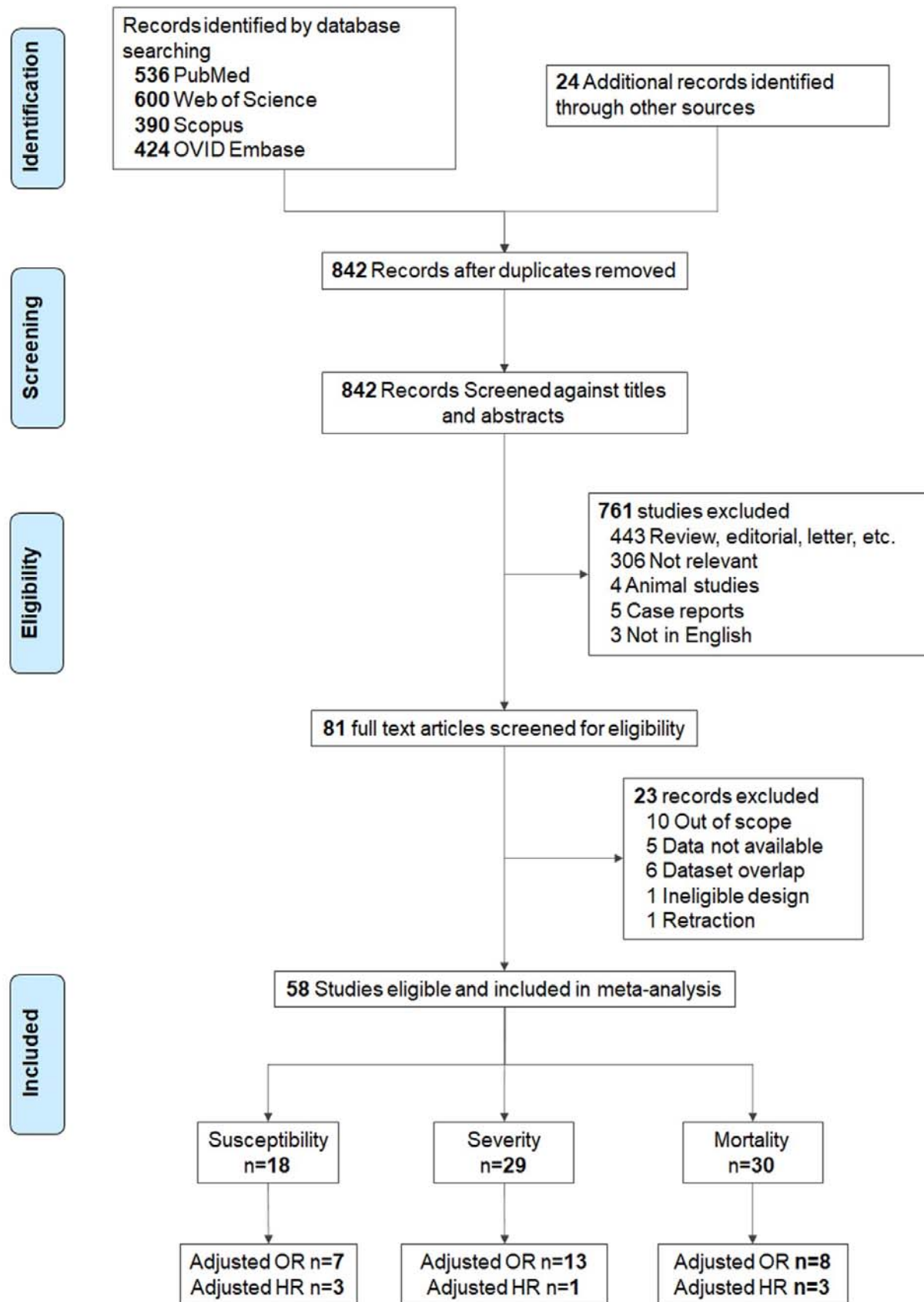
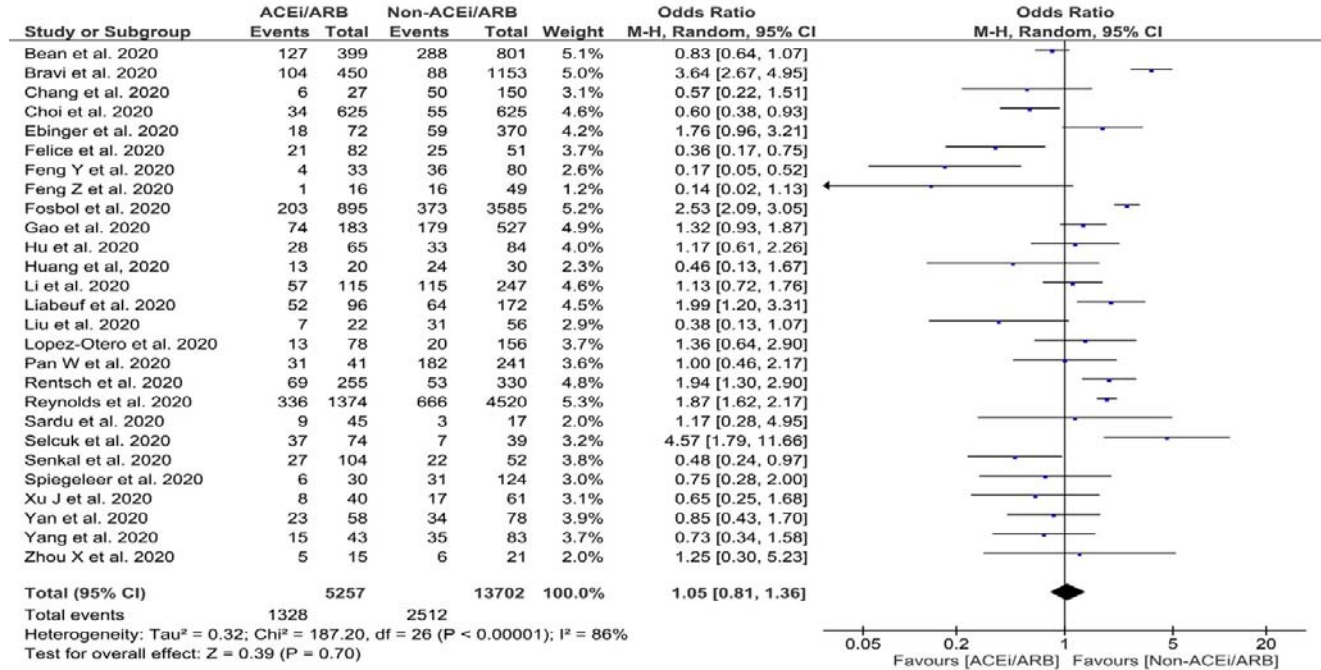


Figure 2

A



B

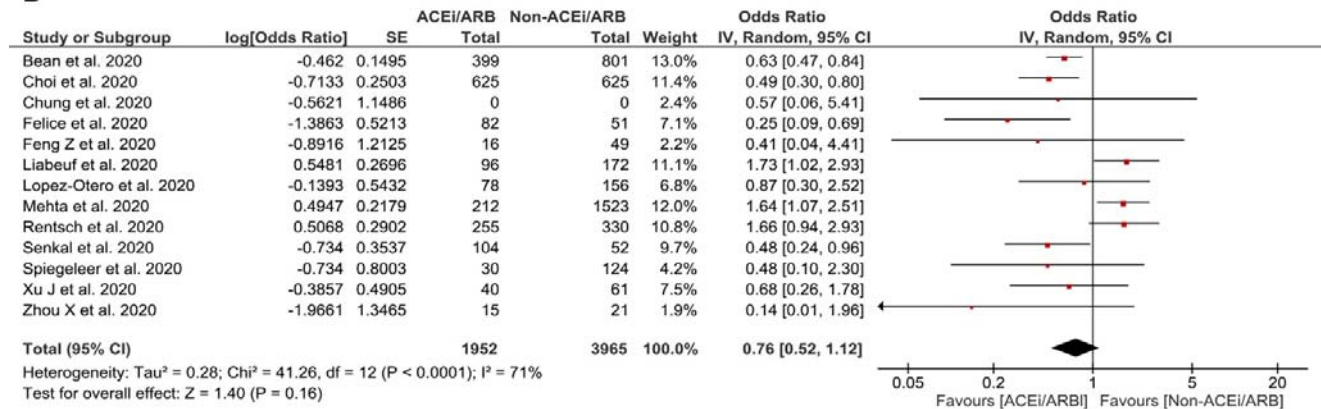


Figure 3

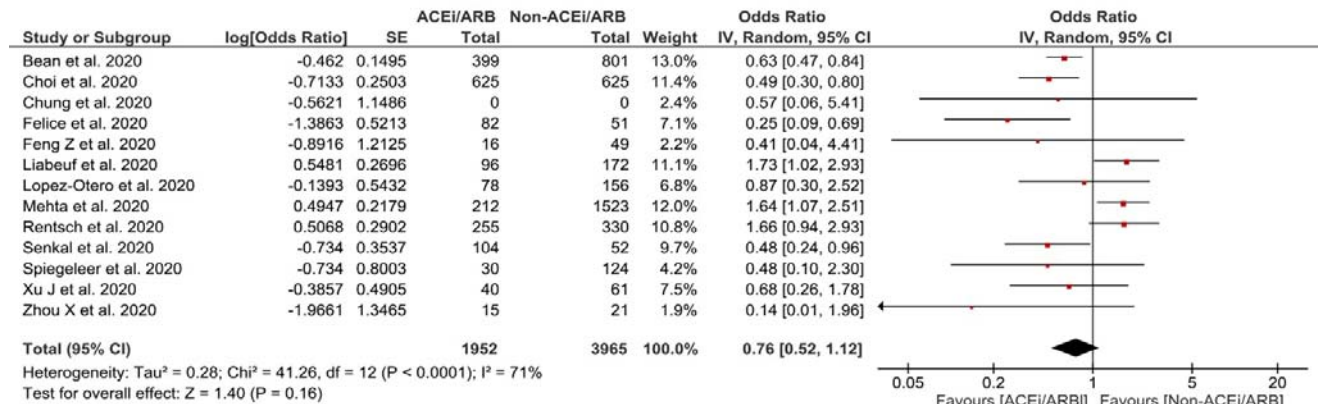
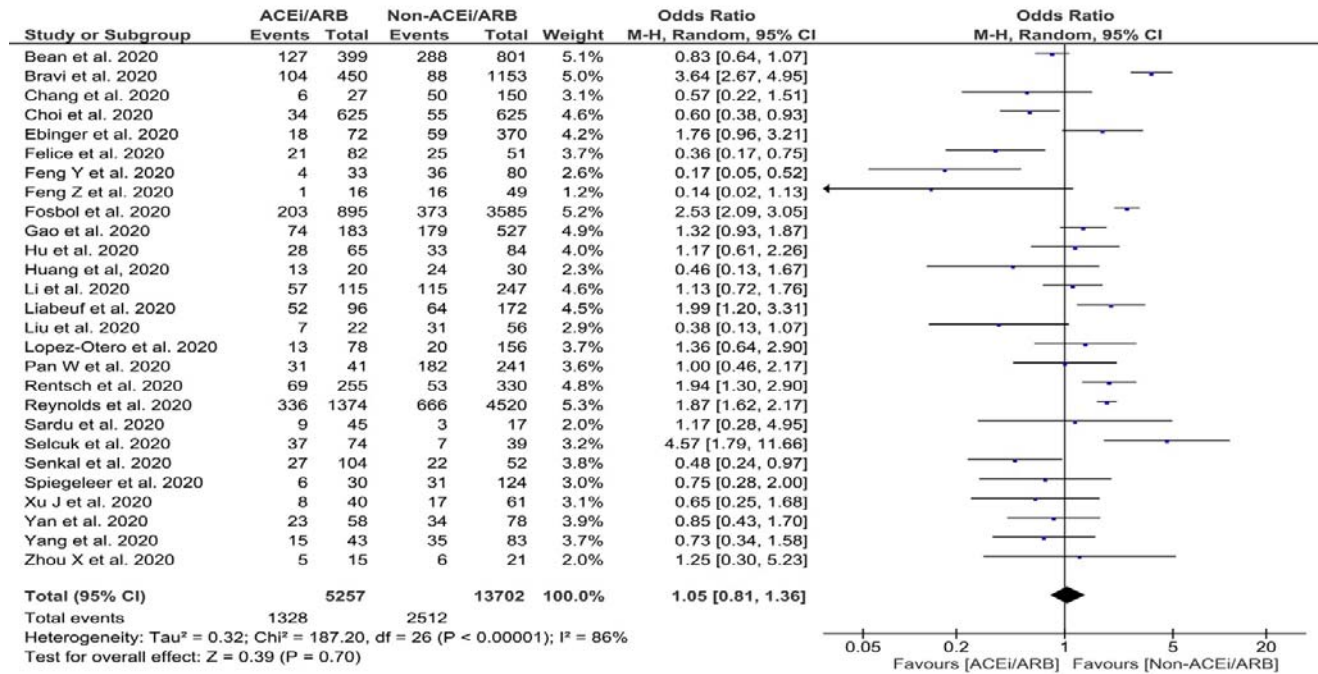
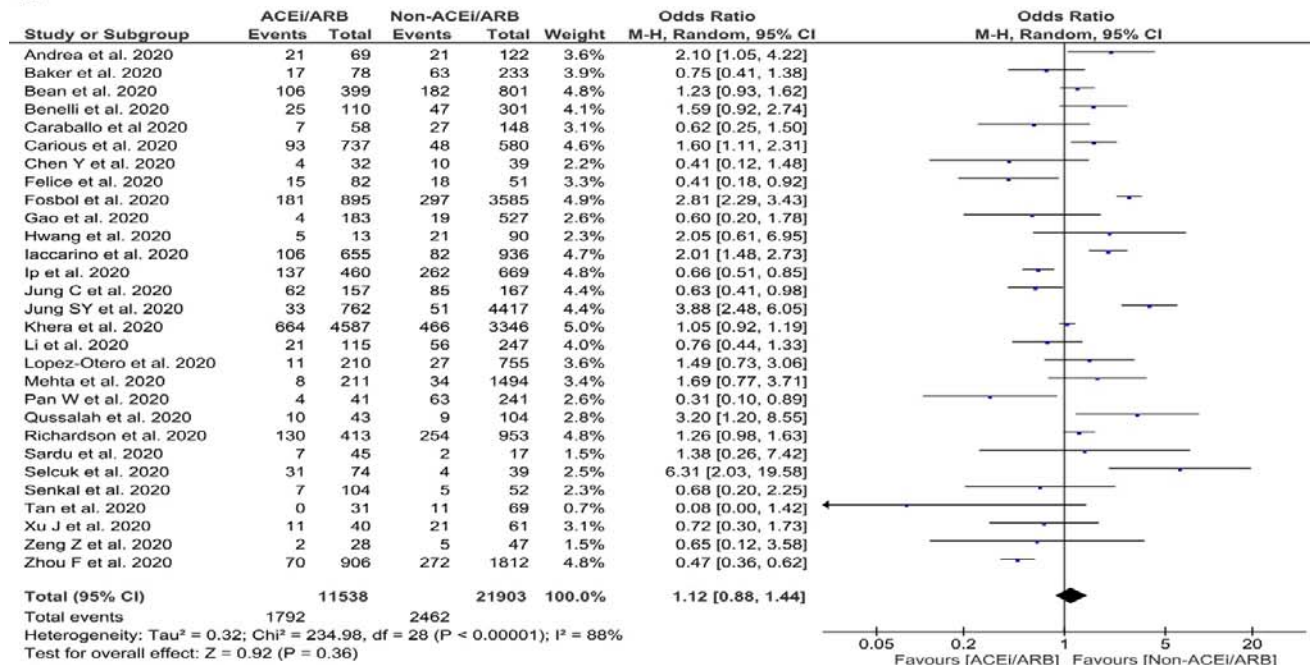
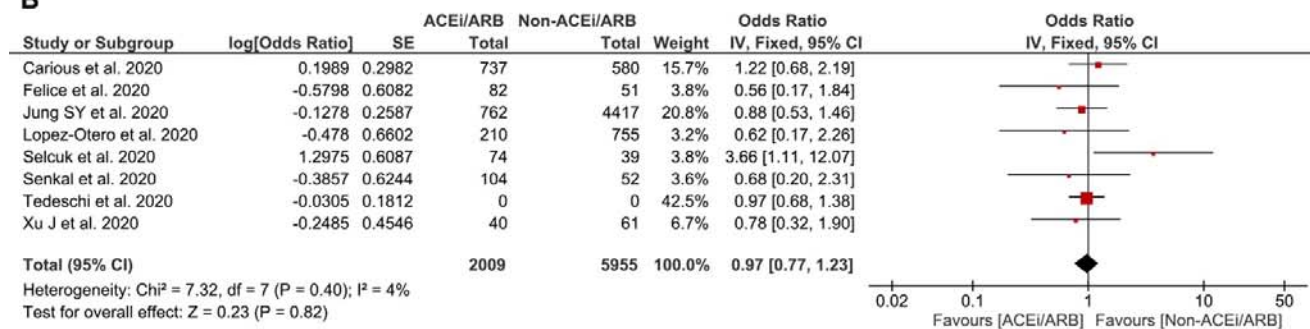


Figure 4

A



B



C

