

1 **U.S. Field Hospitals: A Study on Public Health Emergency Response to COVID-19**

2

3 Luorongxin Yuan^{1,4}, Sherryn Sherryn^{2,4}, Peter Hu³, *Fenghao Chen^{4,5}

4 ¹ Department of Biology, Johns Hopkins University

5 ² Department of International Health, Johns Hopkins Bloomberg School of Public Health

6 ³ Department of Anesthesiology, University of Maryland School of Medicine

7 ⁴ COVID-19 Research Consortium, the Hopkins Club for Innovation and Entrepreneurship

8 ⁵ LINKSciences LLC, 701 E Pratt St, RM 2031, Baltimore, MD 21202

9 *corresponding author, Fenghao Chen Ph.D. fchen10@alumni.jh.edu

10 **Abstract:**

11 With the number of confirmed COVID-19 cases rapidly growing in the U.S., many states are
12 experiencing a shortage of hospital—especially ICU—beds. In addition to discharging non-
13 critical patients, expanding local hospitals' capacity as well as re-opening closed healthcare
14 facilities, these states are actively building or converting public venues into field hospitals to fill
15 the gap¹. By studying these makeshift hospitals, we found that the states most severely
16 impacted by the pandemic are fast at responding with the first wave of hospitals opening
17 around the date of peak demand and the majority ready to use by the end of April. However,
18 depending on the types of patients the field hospitals accept (COVID-19 vs. non-COVID-19) and
19 how they are incorporated to local healthcare system, these field hospitals have utilization rate
20 ranging from 100% to 0%. The field hospitals acting as alternative site to treat non-COVID-19
21 patients typically had low utilization rate and often faced the risk of COVID-19 outbreak in the
22 facility. As overflow facilities, the field hospitals providing intensive care were highly relied on
23 by local healthcare systems whereas the field hospitals dedicated to patients with mild
24 symptoms often found it hard to fill the beds due to a combination of factors such as strict
25 regulation on transferring patients from local hospitals, complication of health insurance
26 discouraging health-seeking behavior, and effective public health measure to “flatten the curve”
27 so that the additional beds were no longer needed.

28

29 **Introduction:**

30 The first COVID-19 in the U.S. was confirmed on Jan. 21st, but local transmission was not
31 reported until Feb. 26th. From early March, the spreading of COVID-19 began to accelerate and
32 by Mar. 13th, President Donald Trump declared National Emergency, shortly after which COVID-
33 19 cases were reported in all 50 states, District of Columbia and a few territories². To monitor
34 the global spreading of COVID-19 live, the Center for System Sciences and Engineering at the
35 Johns Hopkins University (JHU CSSE) launched the COVID tracking map on Jan 21st and when the
36 number of accumulative cases became an alarming 467.8K in the U.S., the Institute for Health
37 Metrics and Evaluation at the University of Washington (IHME) released a projection model on
38 Mar. 25th to predict the surge of affected population and accordingly the imminent medical
39 crisis³⁻⁴. Seeing the rapid growth of confirmed cases in each state and the potential medical
40 supply shortage, almost all state government took the initiative to recruit available beds and
41 seek public venues to build makeshift hospitals. Even though there is mass media coverage on
42 the building and opening of these field hospitals, little is known about how the decision was
43 made and how wise they are—namely, whether the field hospitals are effectively sharing the
44 load with local hospitals. In this study, we hope to answer 1) if the field hospitals opened in
45 time ready for the surge, 2) if their capacity met the predicted demand, 3) what particular role
46 they play in the medical system, and 4) if they have fulfilled their intended purpose to relieve
47 the stress experienced by local hospitals.

48

49 **Method:**

50 Information regarding hospital capacities in the U.S. was obtained from American Hospital
51 Directory, Inc. online database through JHU subscription⁵. All data points about field hospitals
52 were collected manually by searching keywords such as “COVID-19”, “coronavirus”, “field
53 hospital” online. The information collected from the news feeds include the location of field
54 hospitals, construction time, opening date, type of patients they accept (COVID-19 vs. non-
55 COVID-19), affiliation (military vs. non-military) and updates on how they are running. Unless
56 noted otherwise, the operational date is estimated as one day after the construction end date.
57 Information about Army-built field hospital was obtained from Army Corps of Engineers
58 website⁶. Live update on confirmed cases, incidence rate, hospitalization rate, etc. was
59 downloaded from the JHU CSSE COVID GitHub and the COVID-19 estimate dataset was
60 obtained from IHME COVID-19 projection open results³⁻⁴. The update cutoff date is May 1st.

61

62 **Results:**

63 Two weeks into National Emergency, two United States Naval Ship (*USNS*) medical cruise first
64 docked in Los Angeles and New York City, the two epicenters at the time, followed by the
65 construction of more than 70 field hospitals in 24 states, supplying more than 27K beds in the
66 next 2 months (**Table 1**). About half of the field hospitals started operating while the rest
67 remained closed until further notice. The majority of the field hospitals take COVID-19 patients
68 with mild symptoms and were built by Army Corps of Engineers, National Guards, and
69 volunteers. The first field batch of field hospitals started receiving patients on April 1st; taking
70 into consideration that it takes 1-2 weeks on average to prepare one field hospital, many states
71 have taken actions immediately after the declaration of National Emergency¹.

72

73 **Table 1: List of Existing and Planned Field Hospital & Shelters²¹⁻⁶⁹**. All dates are in 2020.

Hospital Name	Beds	COVID	Military	City	State	Peak Demand	Constr. Start	Constr. End	Operational Date
Oregon Convention Center Shelter	140	No	No	Portland	OR	4/9			3/21
USNS Mercy	1000	No	Yes	San Pedro	CA	4/17			3/27
USNS Comfort	1000	No	Yes	NYC	NY	4/8			3/30
San Diego Convention Center Shelter	400	No	No	San Diego	CA	4/17			4/1
Western Connecticut State University O'Neill Center	200	Yes	No	Danbury	CT	4/10			4/1
Central Park Field Hospital	68	Yes	No	NYC	NY	4/8			4/1
Shorline Soccer Field	200	Yes	No	Shorline	WA	4/19			4/2
Javits New York Medical Station	1000	Yes	Yes	NYC	NY	4/8	3/30	4/8	4/4
Ernest N. Morial Convention Center Medical Center	1000	Yes	No	New Orleans	LA	4/14			4/6
CenturyLink	250	No	Yes	Seattle	WA	4/19			4/6
Colorado Convention Center Shelter	600	No	Yes	Denver	CO	4/28	4/9	4/24	4/7
Saint Francis Field Hospital	25	Yes	Yes	Hartford	CT	4/10			4/7
Santa Clara Convention Center	250	Yes	Yes	Santa Clara	CA	4/17			4/8
Danbury Field Hospital	25	Yes	Yes	Danbury	CT	4/10			4/8
Middlesex Health Field Hospital	25	Yes	Yes	Middletown	CT	4/10			4/8
DCU Center	250	Yes	No	Worcester	MA	4/12			4/9
Southern Connecticut State University Moore Fieldhouse	250	Yes	Yes	New Haven	CT	4/10			4/10
McCormick Place	1000	Yes	Yes	Chicago	IL	4/8	3/29	4/24	4/10
Boston Convention and Exposition Center	1000	Yes	No	Boston	MA	4/12			4/10
Newtown Athletic Club	300	No	No	Newtown	PA	4/17			4/10
TCF Center Field Hospital	1000	Yes	Yes	Detroit	MI	4/8	4/1	4/9	4/11
New Jersey Convention and Exposition Center	500	Yes	Yes	Edison	NJ	4/9			4/11
Sharon Field Hospital	25	Yes	Yes	Sharon	CT	4/10			4/12
Connecticut Convention Center	646	Yes	Yes	Hartford	CT	4/10			4/15
Missouri ACF Quality Inn at Florissant	120	Yes	Yes	Florissant	MO	4/28	4/8	4/11	4/15
Meadowlands Exposition Center	250	Yes	No	Secaucus	NJ	4/9			4/15
Craneway Pavilion	250	Yes	Yes	Richmond	CA	4/17			4/17
Alaska Airlines Center	163	Yes	Yes	Anchorage	AK	4/18	4/9	4/17	4/18
Westchester Community Center	100	Yes	Yes	White Plains	NY	4/8	3/27	4/17	4/18
Wisconsin State Fair	530	Yes	Yes	West Allis	WI	4/14	4/8	4/18	4/19
Miami Beach Convention Center	450	Yes	Yes	Miami Beach	FL	5/3	4/8	4/19	4/20
Atlantic City Convention Center	250	No	Yes	Atlantic City	NJ	4/9			4/20
Miyamura High School	50	Yes	Yes	Gallup	NM	4/25	4/6	4/19	4/20
New Bridge-Bergen Medical Center	40	No	Yes	Paramus	NJ	4/9	4/9	4/22	4/23
Suburban Collection Showplace	250	Yes	Yes	Novi	MI	4/8	4/6	4/20	4/24
East Orange Hospital	250	Yes	Yes	East Orange	NJ	4/9	4/9	4/23	4/24

New Bridge Hospital	40	Yes	Yes	Paramus	NJ	4/9	4/9	4/23	4/24
Metro South Medical Ctr	350	Yes	Yes	Blue Island	IL	4/8	3/30	4/24	4/25
Sherman Hospital	283	Yes	Yes	Eglin	IL	4/8	3/30	4/24	4/25
Westlake Hospital	314	Yes	Yes	Melrose Park	IL	4/8	4/5	4/24	4/25
Hagerstown Correctional Facility	192	Yes	Yes	Hagerstown	MD	4/11	4/13	4/24	4/25
Baltimore Convention Center	250	Yes	Yes	Baltimore	MD	4/11		4/13	4/27
SUNY Old Westbury	1022	Yes	Yes	Old Westbury	NY	4/8	3/31	4/26	4/27
SUNY Stony Brook	1038	Yes	Yes	Stony Brook	NY	4/8	3/29	4/26	4/27
St. Francis Hospital	37	Yes	Yes	Trenton	NJ	4/9	4/14	4/27	4/28
The Ranch Events Complex	1007	Yes	Yes	Loveland	CO	4/28	4/9	4/29	4/30
New Bridge-Bergen Med Ctr Parking Lot	100	Yes	Yes	Paramus	NJ	4/9	4/15	4/29	4/30
Chinle Community Center	50	No	Yes	Chinle	AZ	4/30	4/18	5/1	5/2
Atsa Biyaazh Community Center	40	No	Yes	Shiprock	NM	4/25	4/18	5/1	5/2
Eugene River Facility	42	Yes	Yes	Eugene	OR	4/9	4/18	5/1	5/2
Walter Washington Community	491	Yes	Yes	Washington	DC	4/26	4/18	5/8	5/9
St. Luke's Medical Center	411	Yes	Yes	Phoenix	AZ	4/30	4/16	5/14	5/15
United Medical Center (UMC)	6	Yes	Yes	Washington	DC	4/9	4/9	4/22	5/15
Commercial Appeal Building	170	Yes	Yes	Memphis	TN	4/16	4/9	5/14	5/15
Dulles Expo Center	510	TBD	Yes	Chantilly	VA	5/2			5/15
Van Cortland Park	200	Yes	No	The Bronx	NY	4/8			canceled
Kay Bailey Hutchison Convention Center Medical Center	1400	Yes	Yes	Dallas	TX	4/18			canceled
Hampdon Roads Convention Center	580	TBD		Hampton	VA	5/2			canceled
Los Angeles Convention Center	250	Yes	Yes	Los Angeles	CA	4/17			NA
Miami-Dade County Fairground	250	Yes	No	Miami	FL	5/3			NA
South Florida Fairgrounds	200	Yes	No	West Palm Beach	FL	5/3	4/7		NA
Dalton Convention Center	150		No	Dalton	GA	4/21			NA
Joint Base Cape Cod	150	Yes	Yes	Bourne	MA	4/12			NA
Dayton Convention Center		Yes	No	Dayton	OH	4/16			NA
Sea Gate Convention Center	415	Yes	No	Toledo	OH	4/16			NA
East Stroudsburg Campus			No	Stroudsburg	PA	4/17			NA
Music City Center		Yes	Yes	Nashville	TN	4/16			NA
Richmond Convention Center	758	TBD	Yes	Richmond	VA	5/2			NA
Porterville Dev. Center	246	Yes	Yes	Porterville	CA	4/17	4/8	4/21	TBD
San Mateo Event Center	250	No	No	San Mateo	CA	4/17			TBD
Gibson Medical Center	200	Yes	Yes	Albuquerque	NM	4/25	4/3	4/17	TBD
Case Western Health Education Campus Hope Hospital	327	Yes	No	Cleveland	OH	4/16		4/2	TBD
Covelli Convention Center	200	Yes	Yes	Youngstown	OH	4/16			TBD
Duke Energy Convention Center	500	Yes	No	Cincinnati	OH	4/16		4/16	TBD
Greater Columbus Convention Center	1000	Yes	No	Columbus	OH	4/16		4/14	TBD

74 ***Field hospitals are concentrated in states with international airports and high population***
75 ***density***

76 First, we mapped the existing and planned field hospitals to visualize their spatial distribution
77 (**Figure 1**). It was not surprising to see that the field hospitals clustered around major
78 international airports, such as San Francisco, Los Angeles, Seattle, Chicago, Dallas, and New
79 York, that have connections to China—where the first epicenter was—and to Europe—where
80 most transatlantic import occurred—especially before the international travel restriction was
81 published on the 31st of March⁷⁻⁸. In addition to imported cases, the coronavirus then spread
82 out to other cities through domestic travels and community-based transmission. Where the
83 field hospitals indexed the most affected states, their distribution highly resembles that of
84 imported measles outbreak predicted according to 1) international travel volume and port of
85 entry, 2) incidence rate at the origin, and 3) the population of surrounding county⁹. If an
86 international epidemic originating from Europe or Asia occurs in the future, these states should
87 be the first ones to start public health emergency response procedures.

88 **Figure 1: Visualizing the spatial distribution of field hospitals. 1A:** Current and planned field
89 hospitals and shelters mapped to their location using Power BI. Each dot represents one field
90 hospital regardless of its capacity. **1B:** Density map indicating total number of field hospital
91 beds in each state.

92 Next, the question becomes, when the local epidemics developed into national pandemic, what
93 determined when and where to build field hospitals? While reading through news reports, it
94 was hard to ignore that the building and opening of field hospitals is a very dynamic process to
95 accommodate the evolving curve of existing confirmed cases. Besides the field hospitals
96 affiliated to and staffed by local healthcare system, recruiting staff can be challenging during
97 the pandemic. Therefore, many field hospitals were constructed but remained closed until
98 necessary to reserve medical resources. Similarly, in states where the outbreak was not as
99 urgent, the potential sites were outfitted but no construction would start until situation
100 worsens; alternatively, if the situation improves the construction would be canceled. Therefore,
101 the decision must be dependent on the live feeds of the growing numbers. For convenience, we
102 collected the U.S. COVID-19 statistics on April 15th, the national peak predicted by IHME,
103 shown in **Table 2**.

104

105 **Table 2: Logistics and JHU CSSE COVID-19 updates of states that have existing or planned field**
 106 **hospitals.** All COVID-19 data below reflect the outbreak on April 15th, the average peak date
 107 nationwide. Incidence rate is the number of confirmed cases per 100,000 persons. The ranking
 108 number is assigned to each state when either accumulative confirmed cases or incidence rate
 109 of all 50 states and Washington DC are ranked from largest to smallest. Land area is measured
 110 in mi², and population density in persons/mi². Available bed counts reflect hospital capacity in
 111 each state before the COVID-19 outbreak. Bed rate is calculated as number of beds available
 112 per 100,000 persons.

State	Confirmed	Ranking	Deaths	Active	Incidence Rate	Ranking	Field Hospital Bed	Population	Land Area	Population Density	Available Bed	Bed Rate
Alaska	293	50	9	284	49.0	47	163	731545	570641	1.3	683	93.4
Arizona	3964	23	142	3822	54.5	44	461	7278717	113594	64.1	6018	82.7
California	26686	6	860	25826	68.1	35	2646	39512223	155779	253.6	26654	67.5
Colorado	7956	16	328	7628	140.4	16	1607	5758736	103642	55.6	4852	84.3
Connecticut	14755	12	868	13887	413.9	5	1196	3565278	4842	736.3	1818	51.0
Florida	22511	8	596	21915	106.0	21	900	21477737	53625	400.5	20184	94.0
Georgia	14987	11	552	14435	147.8	14	150	10617423	57513	184.6	8323	78.4
Illinois	24593	7	949	23644	209.6	10	1947	12671821	55519	228.2	14552	114.8
Indiana	8960	15	436	8524	136.9	17	0	6732219	35826	187.9	8485	126.0
Louisiana	21951	9	1103	20848	477.5	3	1000	4648794	43204	107.6	7205	155.0
Maryland	10032	14	311	9721	168.8	12	442	6045680	9707	622.8	3961	65.5
Massachusetts	29918	3	1108	28810	435.9	4	1400	6892503	7800	883.7	4849	70.4
Michigan	28059	4	1921	26138	352.2	6	1250	9986857	56539	176.6	10155	101.7
Missouri	4791	21	153	4638	81.8	29	120	6137428	68742	89.3	7933	129.3
New Jersey	71030	2	3156	67874	799.7	2	1467	8882190	7354	1207.8	7815	88.0
New Mexico	1484	39	36	1448	89.0	23	290	2096829	121298	17.3	1753	83.6
New York	214454	1	11617	202837	1271.9	1	4428	19453561	47126	412.8	13011	66.9
Ohio	7794	17	362	7432	69.8	33	2442	11689100	40861	286.1	14291	122.3
Oregon	1663	36	58	1605	41.5	49	182	4217737	95988	43.9	2658	63.0
Pennsylvania	26753	5	779	25974	212.5	9	300	12801989	44743	286.1	14395	112.4
Tennessee	5827	19	124	5703	88.8	25	170	6829174	41235	165.6	7812	114.4
Texas	15907	10	375	15532	69.2	34	1400	28995881	261232	111.0	28634	98.8
Virginia	6500	18	195	6305	82.2	28	1848	8535519	39490	216.1	6581	77.1
Washington	10942	13	552	10390	144.9	15	450	7614893	66456	114.6	4907	64.4
Washington DC	2197	32	72	2125	311.3	7	497	702455	68.34	10278.8	1094	155.7
Wisconsin	3721	24	183	3538	71.9	32	530	5822434	97093	60.0	5365	92.1

113

114 ***The field hospital opening is more influenced by accumulated confirmed cases in each state***

115 The timeline histogram shows that the greatest number of field hospitals opened during the 5th
116 week, where most state met bed demand peaks (**Table 1, Fig 2A**). Intuitively, the more urgent
117 the COVID-19 outbreak was in the state, the earlier the field hospitals would be built. For
118 COVID-19, the recovery time is calculated from the first day showing symptom or having tested
119 positive to the last day of testing negative for two consecutive days¹⁰⁻¹¹. During the early phase
120 of highly contagious disease with doubling time of 5 days and recovery time of 10 days, the
121 recovery and death rate is almost negligible, and it is essential to contract trace, identify and
122 isolate the infected individuals to slow down the spreading¹². Therefore, the confirmed cases
123 and the incidence rate, defined as number of infected individuals per 100,000 persons, should
124 be more correlated with the opening time of field hospitals. Because larger population will
125 produce larger number of confirmed cases, it is perceived that the population-independent
126 infected rate would be a more accurate indicator of when to build the field hospitals. However,
127 when we indexed each state with a ranking number, where either accumulative confirmed case
128 number or incidence rate of all 50 state and Washington DC on Apr. 15th was ranked from
129 largest to smallest, and plotted against the opening date of the field hospitals, a stronger
130 correlation was observed between ranking of accumulative confirmed cases and the field
131 hospital opening date (**Fig 2B and D**). For example, California had an alarming number of
132 accumulative confirmed cases of 26,686, ranking 6th in the nation; however, by incidence rate it
133 was ranked 35th, indicating that the outbreak in the state was not as bad as it appeared even
134 though the incidence rate was exceptionally high in certain cities. At the state level, the
135 additional field hospital beds seemed unnecessary but at city level, they were essential.
136 Consequently, a more case-specific micro-scale analysis is required to describe the discrepancy
137 between the ranking of accumulative confirmed cases and of incidence rate. This observation
138 could also be contributed to the fact that JHU CSSE did not publish the county-level population-
139 corrected COVID-19 outbreak until Apr. 12th. Even though the incidence rate could be
140 calculated with simple math and more reliable, the mounting number of accumulative
141 confirmed cases may have had a heavier impact on decision-making psychologically.

142 **Figure 2: The accumulative confirmed cases is a more important factor determining when and**
143 **where to build the field hospitals. 2A:** Histogram of field hospital opening time, binned to
144 weeks into National Emergency. **2B and D:** Urgency level, approximated by accumulated
145 confirmed cases or incidence rate ranking, against opening date of field hospitals with linear fit.
146 Radii of circles indicate the capacity of each field hospital. **2C:** Most opening dates of field
147 hospitals are clustered around $y=0$ or the date of predicted peak demand in the state they
148 belong to. The first field hospital in each state on average opened before or by peak demand
149 date. Each dot represents one field hospital. All field hospitals shown in blue, the first field
150 hospital to open in each state shown in orange.

151

152 ***Field hospitals in each state opened promptly to meet peak demand***

153 Then we ask the question—were the field hospitals built by the date of peak demand? Knowing
154 that the accumulative confirmed number is the determining factor of building these field
155 hospitals, we plotted the difference between peak demand peak and field hospital opening
156 date against the ranking of accumulative confirmed cases (**Fig 2C**). A positive y-value indicates
157 that the field hospital opened before demand peak arrived, whereas a negative value suggests
158 otherwise. From the scatter plot, we could conclude that most hospitals were opened around
159 the day of peak demand. When the first hospital in each state to open was highlighted in
160 orange, we could see that on average they were put to service well before or around the day of
161 peak demand. It is noteworthy that some larger field hospitals, such as the Javits New York
162 Medical Station, opened before construction ended to account for the imminent bed shortage
163 (**Table 1**). In general, field hospitals in each state opened promptly to meet peak demand.

164

165 ***The total number of beds in field hospitals is most correlated to the difference between***
166 ***incidence rate and bed rate in each state***

167 In parallel to the question when and where to build the field hospital is how many additional
168 beds are needed? The classic SIR (Susceptible-Infected-Recovered) model of infectious disease
169 suggests that the maximal infected rate I_{max}/N can be estimated as

$$I_{max}/N = 1 - \frac{1}{R_0} (1 + \log R_0)$$

170 where I_{max} is the maximal number of infected individuals, N the population in the defined area,
171 and R_0 the basic reproduction number of the infectious disease¹³. At first R_0 was estimated to
172 be 3.65, which means that on average, 2.55 individuals will be infected by any given infected
173 person, however after the implementation of social distancing, the effective R_0 is estimated to
174 be 2.55 for COVID-19 in the U.S.¹². Because the number of available hospital beds is directly
175 proportional to population (**Fig 3A**), and the hospitalization rate (number of patients
176 hospitalized over number of confirmed cases) is known to each state, the maximal number of
177 additional beds required should be more or less proportional to the difference between
178 maximal infected rate and bed rate, calculated as the number of beds per 100,000 persons.
179 When the total number of field hospital beds was plotted against (infected rate – bed rate) (**Fig**
180 **3B**), indeed the correlation is stronger than that against any other statistics, followed by state
181 population and accumulative confirmed cases (**Supplemental Fig 3**). This phenomenon should
182 be largely credited to the IHME projection model, which provided state-specific guidelines in
183 preparing for the upcoming surge.

184

185 **Figure 3: The number of field hospital beds is mostly correlated to incidence minus bed rate, a**
186 **proxy for the additional beds required predicting using SIR model. 3A: The number of**

187 available beds before COVID-19 is proportional to the population in each state. **3B:** The number
 188 of field hospital beds in each state is mostly correlated to incidence minus bed rate.

189 ***Different types of field hospitals were utilized differentially***

190 When the field hospitals had been constructed with the right capacity and ready to receive
 191 patients around demand peak, the final question came down to: what purpose should they
 192 serve? Should they treat routine non-COVID-19 patients—such as those with kidney failure,
 193 heart disease, or cancer—to restore normal operation of the healthcare system, or should they
 194 take up COVID-19 patients when there is not enough space in the local hospitals? Should there
 195 be intensive care units or for mild-symptom and recovering patients only? While the local
 196 hospitals have been toiled by the flood of COVID-19 patients, it seemed like a cost-effective
 197 plan to designate field hospitals as overflow facilities to care for mild and recovering COVID-19
 198 patients, where neither extra medical equipment, such as ventilators, nor specially trained staff
 199 were required. However, the follow-up news coverage may suggest otherwise (**Table 3**).

200 **Table 3: News coverage on opened field hospitals⁷⁰⁻⁷⁷.** Positive reports are marked in green
 201 and negative in red. Checkmarks indicate the commentaries the field hospitals received. Blank
 202 indicates no news coverage.

Hospital Name	COVID	Military	Beds	Opening Date	Utilized well	COVID tested	Low admission	Strict transfer	Closed
Central Park Field Hospital	Yes	No	68	4/1	x				
Boston Convention and Exposition Center	Yes	No	1000	4/10	x				
USNS Mercy	No	Yes	1000	3/27		x	x		x
USNS Comfort	No	Yes	1000	3/30		x	x		x
San Diego Convention Center Shelter	No	No	400	4/1		x			
Javits New York Medical Station	Yes	Yes	1000	4/4			x	x	
CenturyLink	No	Yes	250	4/6			x		x
TCF Center Field Hospital	Yes	Yes	1000	4/11			x	x	

203
 204 As of end of April, among the 75 surveyed field hospitals, 43 opened, 29 remained closed or
 205 under construction, and 3 was canceled; out of the 43 opened field hospitals, 2 had positive
 206 news reports, 6 negative, and the rest with no additional follow-up news coverage (**Fig 4A**). The
 207 major concerns included 1) COVID-19 outbreak in a non-COVID-19 facility, 2) low admission rate,
 208 and 3) strict transfer rules to accept patients from local hospitals. When the field hospitals were
 209 not required any more or could not contain the outbreak, patients would be discharged, and
 210 hospital shut down. The relationship between the negative commentary categories is depicted
 211 in the Venn diagram (**Fig 4B**).

213 **Figure 4: The effectiveness of decision making and the utilization of resources. 4A:** The status
214 of all field hospitals. **4B:** Reasons of negative news report on the opened field hospitals. No
215 conflicting reports were found. **4C:** Positive and negative news coverage assigned to different
216 quadrants of opened field hospitals. Red indicates negative commentaries and green positive.
217 The numerator is the number of reported field hospitals, and denominator the total number of
218 opened hospitals in each category. Each quadrant is labeled with Roman numerals on the upper
219 right corner.

220 When looking at the **Table 3** more closely, a pattern could be found between the property of
221 field hospitals and the commentary they received. Therefore, we divided up the opened field
222 hospitals into four quadrants depending on the patients they received (COVID-19 vs non-
223 COVID-19), and the affiliation (military vs non-military). Then the reported field hospitals are
224 assigned to each quadrant (**Fig 4C**). The non-military-built field hospitals are mostly affiliated or
225 sponsored by local healthcare systems and receive direct transfers whereas the larger scaled
226 military-built field hospitals are mostly freestanding facility accepting patients from the entire
227 region. Therefore, it is an indicator of how well the field hospitals are integrated into the local
228 healthcare system.

229 Javits Medical Center and TCF Center fell into quadrant I (COVID-19, military) and they both had
230 low admission rate due to strict transfer rules. Even though many patients requested transfer,
231 only a small portion was granted admission. The two *USNS* cruises and CenturyLink belong to
232 quadrant II (non-COVID-19, military) and they all had low admission rate. Both *USNS* cruises had
233 staff or patients tested positive for COVID-19. *USNS* Comfort discharged all patients and left
234 New York after 3 weeks of service and *USNS* Mercy dispatched crew members to assist local
235 healthcare facilities. CenturyLink in Seattle received 0 patients 3 days after opening and was
236 soon closed. San Diego Convention Center Shelter in quadrant IV also had 2 confirmed COVID-
237 19 cases among the homeless. The two well utilized field hospitals—Central Park Field Hospital
238 and Boston Convention Center—both fall into quadrant III (COVID-19, non-military). Central
239 Park Field Hospital, especially, is more like an overflow ward of Mt. Sinai Hospital with full
240 capacity to provide intensive care. It admitted 142 patients one week after opening and
241 hospitalized at least 50 patients at all time.

242 In general, the non-COVID and/or military-build field hospitals appeared less utilized than
243 planned. However, from the perspective of public health, the low utilization rate can have
244 mixed implications.

245

246 **Discussion:**

247 ***Low utilization rate of field hospital could be due to various factors***

248 In response to the COVID-19 pandemic, many countries have built makeshift hospitals. Like
249 many field hospitals in the U.S., the NHS (National Health Service) Nightingale Hospitals in the

250 UK also treated very few patients. The Nightingales are also designed as overflow hospitals
251 when the surge does occur. Therefore, the underutilization demonstrate that the local health
252 systems had coped with the extra pressure COVID-19 brought¹⁴. Similarly, the low utilization
253 rate in the U.S. field hospitals, which are also built as the last resort during the medical crisis,
254 could be due to that public health interventions, such as social distancing and wearing masks,
255 are effective to “flatten the curve” and the infected population did not grow to the predicted
256 value¹⁵. According to the IHME model, the estimated maximal daily infections in the U.S. were
257 260K on March 29th, however the actual number peaked on April 8th with 32K confirmed cases⁵.
258 Consequently, the field hospitals prepared for the surge were no longer needed.

259 On top of the lowered number of infected cases, procedural and socioeconomic factors further
260 decrease the utilization of field hospitals. CDC encourages patients with mild symptoms to
261 practice self-isolation and recover at home, which decreases the proportion of infected cases
262 entering the medical system¹⁶. In addition, loss of health insurance due to unemployment and
263 confusion of coverage also discourage patients to seek medical attention when symptoms are
264 mild¹⁷⁻¹⁸. When patients are hospitalized but do not need intensive care, the transfer
265 qualification, specifically in Javits Medical Station and TCF Center Field Hospital, again strictly
266 limits the number of patients admitted to the field hospital even though large volume of
267 patients requested for transfer^{75,78}.

268 ***COVID-19 intensive care should be prioritized in the epicenter***

269 The most significant difference between the U.S. and UK field hospitals is that the NHS
270 prioritized the COVID-19 patients needing critical care over mild and recovering patients, with
271 the non-COVID-19 patients coming last. The most important medical center, the ExCel
272 Nightingale, specifically was commissioned with a purpose to take up unconscious, ventilated
273 patients who could not take direct referrals from the community. It was not a “step down”
274 facility, but rather an alternative. Whereas in the U.S., most COVID-19 field hospitals only take
275 mild and recovering patients and had low admission rate. In contrast, the Central Park Field
276 Hospital, equipped with intensive care unit have filled the beds with patients and are running
277 around the clock. Comparatively speaking, it may be a better idea to accentuate the resources
278 on smaller number of intensive care beds instead of on large amount of non-intensive care
279 beds, when most patients can recover without hospitalization¹⁹.

280 ***Non-intensive COVID-19 field hospitals can serve as entry instead of step-down facilities***

281 The FangCang field hospitals built in Wuhan, China were also designed for mild and recovering
282 COVID-19 patients but had high occupancy. The major difference is that instead of taking
283 patient outflow, FangCang field hospitals triage and quarantine COVID-19 positive patients
284 before the more severe individuals are transferred to designated healthcare facilities²⁰. Not
285 only can this workflow free up the space in local hospitals, the confirmed cases can be properly
286 quarantined to prevent further in-person transmission. Whereas many COVID-19 patients with

287 mild symptoms were self-quarantined at home and may not strictly follow the rules, group
288 quarantine patients in field hospital appears a more effective way to utilize the resources.

289 **Conclusion:**

290 When the accumulative confirmed cases surged immensely in mid-March, the affected states
291 have properly responded to the COVID-19 outbreak by promptly building field hospitals to
292 supply additional beds predicted by the IHME model. While many hospitals remained closed to
293 reserve resources, 43 field hospitals opened since late March. The number of follow-up news
294 report on the operation of field hospitals is low, so the conclusion may not be definitive. From
295 what we have gathered, low utilization rate is common. It could be due to a combination of
296 factors, such as non-COVID-19 patients reluctant to seek medical assistance and the outbreak
297 being contained.

298 By comparing the field hospitals across different categories in the U.S. as well as those in other
299 countries, there could be multiple ways to improve the utilization of medical resources during
300 the pandemic. First, more resources could have been concentrated on intensive care. These
301 field hospitals can be paired with local healthcare systems to allow efficient transfer. Next, non-
302 critical COVID-19 field hospitals can triage confirmed patients and group quarantine them to
303 prevent further transmission. Last but not the least, the non-COVID-19 field hospitals can be
304 kept to minimum and strict screening must be followed to prevent cross-transmission.

305

306 **Acknowledgement:**

307 The authors would like to thank Ensheng Dong from Center for System Science and Engineering
308 at the Johns Hopkins University for his comments, and the three anonymous reviewers for their
309 insightful suggestions and careful reading of the manuscript. This research was supported by
310 COVID-19 Crisis Relief Program, initiated by the Hopkins Club for Innovation and
311 Entrepreneurship, an alumni and faculty-led 501(c)3 organization in Baltimore, Maryland.

312 **References:**

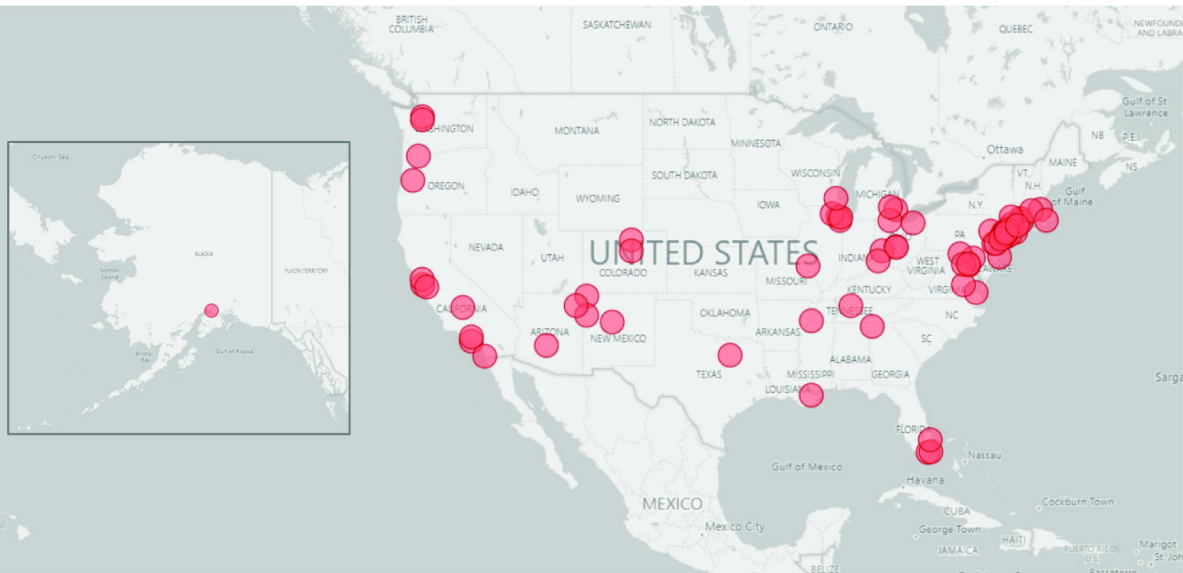
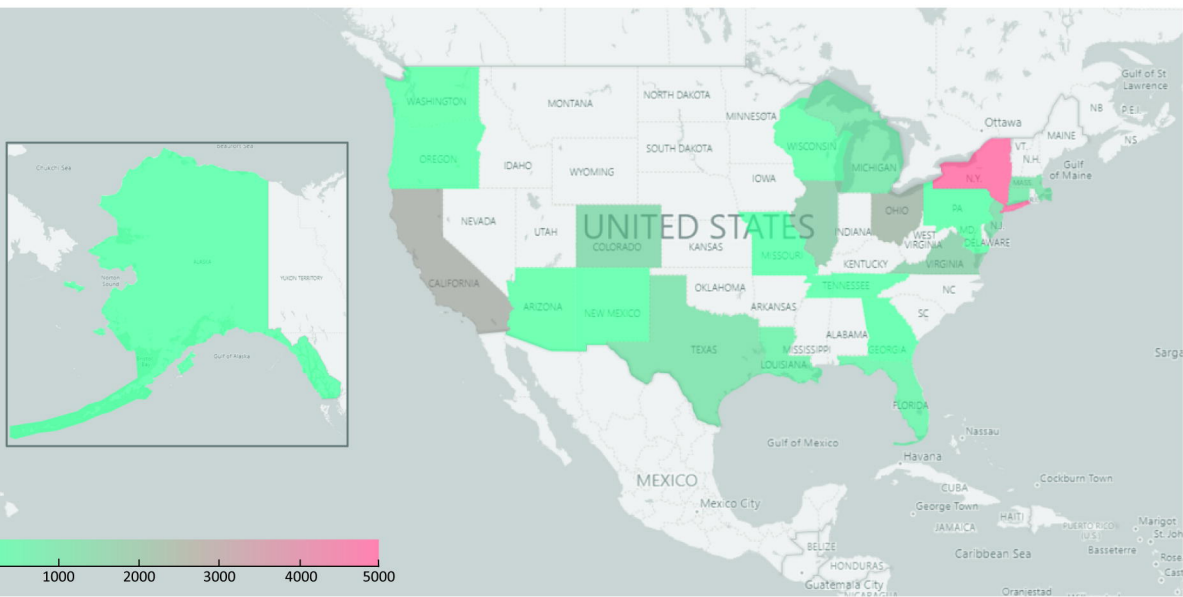
- 313 1. US Army Corps of Engineers. USACE COVID-19 Response Efforts. 2020. Available from
314 <https://www.usace.army.mil/Coronavirus/>
- 315 2. Shumaker, E. Timeline: How Coronavirus got started. 2020 Apr 9. Available from
316 <https://abcnews.go.com/Health/timeline-coronavirus-started/story?id=69435165>
- 317 3. Dong E, Du H, Gardner L. An interactive web-based dashboard to track COVID-19 in real time. 2020;
318 20(5), 533-534. doi [https://doi.org/10.1016/S1473-3099\(20\)30120-1](https://doi.org/10.1016/S1473-3099(20)30120-1)
- 319 4. IHME: COVID-19 Projections. (2020). 2020. Available from [https://covid19.healthdata.org/united-states-](https://covid19.healthdata.org/united-states-of-america)
320 [of-america](https://covid19.healthdata.org/united-states-of-america)
- 321 5. American Hospital Directory - information about hospitals from public and private data sources including
322 MedPAR, OPDS, hospital cost reports, and other CMS files. 2020. Available from <http://www.ahd.com/>
- 323 6. U.S. Army Corps of Engineers. Contracting: Headquarters U.S. Army Corps of Engineering. 2020 Apr 24.
324 Available from <https://www.usace.army.mil/Business-With-Us/Contracting/>
- 325 7. Bedford T, Neher R, Hadfield J, Hodcroft E, Sibley T, Huddleston J, et al. Genomic epidemiology of novel
326 coronavirus - Global subsampling. 2020. Available from <https://nextstrain.org/ncov/global>
- 327 8. U.S. Department of State Bureau of Consular Affairs. Global Level 4 Health Advisory - Do Not Travel. 2020
328 Mar 31. Available from [https://travel.state.gov/content/travel/en/traveladvisories/ea/travel-advisory-](https://travel.state.gov/content/travel/en/traveladvisories/ea/travel-advisory-alert-global-level-4-health-advisory-issue.html)
329 [alert-global-level-4-health-advisory-issue.html](https://travel.state.gov/content/travel/en/traveladvisories/ea/travel-advisory-alert-global-level-4-health-advisory-issue.html)
- 330 9. Sarkar S, Zlojutro A, Khan K, & Gardner L. Measles resurgence in the USA: how international travel
331 compounds vaccine resistance. *The Lancet Infectious Diseases*. 2020; 19(7), 684–686. doi: 10.1016/s1473-
332 3099(19)30231-2
- 333 10. Center for Disease Control and Prevention. Disposition of Non-Hospitalized Patients with COVID-19. 2020.
334 Available from www.cdc.gov/coronavirus/2019-ncov/hcp/disposition-in-home-patients.html.
- 335 11. Alyward B, Liang W, Dong X, Eckmanns T, Fisher D, et al. Report of the WHO-China Joint Mission on
336 Coronavirus Disease 2019 (COVID-19). World Health Organization. 2020. Available from
337 www.who.int/docs/default-source/coronaviruse/who-china-joint-mission-on-covid-19-final-report.pdf.
- 338 12. COVID-19 Hospital Impact Model for Epidemics (CHIME). 2020. Available from <https://penn-chime.phl.io/>
- 339 13. Weiss H. The SIR model and the Foundation of Public Health. *MATerials MATemàtics*. 2013: Volum 2013,
340 treball no. 3, 17 pp. ISSN: 1887-1097 Publicació electrònica de divulgació del Departament de
341 Matemàtiques de la Universitat Autònoma de Barcelona. Available from www.mat.uab.cat/matmat.
- 342 14. Astbury-Ward E. NHS Nightingale Hospitals: Agile Response to COVID-19 or a White Elephant? 2020 May 1.
343 Available from <https://www.medscape.com/viewarticle/929778>
- 344 15. Matrajt L, & Leung T. Early Release - Evaluating the Effectiveness of Social Distancing Interventions to
345 Delay or Flatten the Epidemic Curve of Coronavirus Disease. 2020: Volume 26, Number 8-August 2020 -
346 Emerging Infectious Diseases journal. Available from [https://wwwnc.cdc.gov/eid/article/26/8/20-](https://wwwnc.cdc.gov/eid/article/26/8/20-1093_article)
347 [1093_article](https://wwwnc.cdc.gov/eid/article/26/8/20-1093_article)
- 348 16. Centers for Disease Control and Prevention. What to Do If You Are Sick or Caring for Someone. 2020 Apr
349 15. Available from <https://www.cdc.gov/coronavirus/2019-ncov/if-you-are-sick/index.html>
- 350 17. Konrad, W. Does your health insurance cover you for COVID-19? 2020 Apr 21. Available from
351 <https://www.cbsnews.com/news/coronavirus-health-insurance-cover-covid-19-testing-treatment/>
- 352 18. Garrett B and Gangopadhyay A. How the COVID-19 Recession Could Affect Health Insurance Coverage.
353 RWJF, Urban Institute Quick Strike Series. 2020. Available from
354 [www.rwjf.org/en/library/research/2020/05/how-the-covid-19-recession-could-affect-health-insurance-](http://www.rwjf.org/en/library/research/2020/05/how-the-covid-19-recession-could-affect-health-insurance-coverage.html)
355 [coverage.html](http://www.rwjf.org/en/library/research/2020/05/how-the-covid-19-recession-could-affect-health-insurance-coverage.html).
- 356 19. Leibner ES MD PhD, Stokes S MD MPH, Ahmad D MD, and Legome E MD. Emergency Department COVID
357 Management Policies: One Institution's Experience and Lessons Learned. 2020 Mar 23. Available from
358 <https://www.ebmedicine.net/topics/infectious-disease/COVID-19/Protocols>
- 359 20. Chen S, Zhang Z, Yang J, Wang J, Zhai X, Bärnighausen T, and Wang C. Fangcang shelter hospitals: a novel
360 concept for responding to public health emergencies. *The Lancet*. 2020: 395(10232), 1305–1314. doi:
361 10.1016/s0140-6736(20)30744-3

- 362 21. Danzis D. Atlantic City Convention Center chosen as state site for field hospital. 2020 Mar 24. Available
363 from [https://www.pressofatlanticcity.com/news/atlantic-city-convention-center-chosen-as-state-site-for-](https://www.pressofatlanticcity.com/news/atlantic-city-convention-center-chosen-as-state-site-for-field-hospital/article_60190ded-aca2-5f9d-a2db-fef08c8a07cf.html)
364 [field-hospital/article_60190ded-aca2-5f9d-a2db-fef08c8a07cf.html](https://www.pressofatlanticcity.com/news/atlantic-city-convention-center-chosen-as-state-site-for-field-hospital/article_60190ded-aca2-5f9d-a2db-fef08c8a07cf.html)
- 365 22. Oxenden MK. Baltimore Convention Center field hospital, with 250 beds, is set to open Monday. 2020 Apr
366 26. Available from [https://www.baltimoresun.com/coronavirus/bs-md-baltimore-convention-center-](https://www.baltimoresun.com/coronavirus/bs-md-baltimore-convention-center-hospital-open-20200426-fnhzoinbjvbyppfy3dhbc5baq-story.html)
367 [hospital-open-20200426-fnhzoinbjvbyppfy3dhbc5baq-story.html](https://www.baltimoresun.com/coronavirus/bs-md-baltimore-convention-center-hospital-open-20200426-fnhzoinbjvbyppfy3dhbc5baq-story.html)
- 368 23. NBC10 Boston. Boston Convention Center Officially Opens as Field Hospital. 2020 Apr 10. Available from
369 [https://www.nbc10.com/on-air/as-seen-on/boston-convention-center-officially-opens-as-field-](https://www.nbc10.com/on-air/as-seen-on/boston-convention-center-officially-opens-as-field-hospital/2105680/)
370 [hospital/2105680/](https://www.nbc10.com/on-air/as-seen-on/boston-convention-center-officially-opens-as-field-hospital/2105680/)
- 371 24. Miller K. Health Education Campus Will Temporarily Convert as a Medical Surge Hospital Location. 2020
372 Apr 20. Available from [https://newsroom.clevelandclinic.org/2020/04/15/health-education-campus-will-](https://newsroom.clevelandclinic.org/2020/04/15/health-education-campus-will-temporarily-convert-as-a-medical-surge-hospital-location/)
373 [temporarily-convert-as-a-medical-surge-hospital-location/](https://newsroom.clevelandclinic.org/2020/04/15/health-education-campus-will-temporarily-convert-as-a-medical-surge-hospital-location/)
- 374 25. Rosner E, and Musumeci N. An inside look at Central Park's makeshift coronavirus hospital. 2020 Apr 10.
375 Available from <https://nypost.com/2020/04/09/central-park-coronavirus-field-hospital-near-capacity/>
- 376 26. Brazile L. Army field hospital leaves Seattle after 9 days. It never saw a patient. 2020 Apr 9. Available from
377 <https://www.kuow.org/stories/washington-state-to-return-centurylink-field-hospital-to-feds>
- 378 27. Swanson C. Denver to open homeless shelter for 600 men, hopes to add one for women. 2020 Apr 7.
379 Available from [https://www.denverpost.com/2020/04/07/denver-hancock-coronavirus-homeless-shelter-](https://www.denverpost.com/2020/04/07/denver-hancock-coronavirus-homeless-shelter-covid/)
380 [covid/](https://www.denverpost.com/2020/04/07/denver-hancock-coronavirus-homeless-shelter-covid/)
- 381 28. Moody D. Conn. National Guards Helps Assemble State's Largest Field Hospital. 2020 Apr 11. Available
382 from [https://www.nbcconnecticut.com/news/coronavirus/conn-national-guards-helps-assemble-states-](https://www.nbcconnecticut.com/news/coronavirus/conn-national-guards-helps-assemble-states-largest-field-hospital/2254143/)
383 [largest-field-hospital/2254143/](https://www.nbcconnecticut.com/news/coronavirus/conn-national-guards-helps-assemble-states-largest-field-hospital/2254143/)
- 384 29. McDade A. Youngstown's Covelli Centre Ready, but May Not be Needed As Field Hospital. 2020 Apr 17.
385 Available from [https://www.wksu.org/post/youngstowns-covelli-centre-ready-may-not-be-needed-field-](https://www.wksu.org/post/youngstowns-covelli-centre-ready-may-not-be-needed-field-hospital#stream/0)
386 [hospital#stream/0](https://www.wksu.org/post/youngstowns-covelli-centre-ready-may-not-be-needed-field-hospital#stream/0)
- 387 30. Lee H. The Craneway Pavilion in Richmond used in WWII to be converted into a federal medical station for
388 COVID-19 patients. 2020 Apr 3. Available from [https://www.ktvu.com/news/the-craneway-pavilion-in-](https://www.ktvu.com/news/the-craneway-pavilion-in-richmond-used-in-wwii-to-be-converted-into-a-federal-medical-station-for-covid-19-patients)
389 [richmond-used-in-wwii-to-be-converted-into-a-federal-medical-station-for-covid-19-patients](https://www.ktvu.com/news/the-craneway-pavilion-in-richmond-used-in-wwii-to-be-converted-into-a-federal-medical-station-for-covid-19-patients)
- 390 31. Oliver C. Whitfield County EMA director: County can set up field hospital if needed. 2020 Apr 9. Available
391 from [https://www.dailycitizen.news/news/ga_fl_news/whitfield-county-ema-director-county-can-set-up-](https://www.dailycitizen.news/news/ga_fl_news/whitfield-county-ema-director-county-can-set-up-field-hospital-if-needed/article_d271eb48-7a76-11ea-b080-637e22c5d658.html)
392 [field-hospital-if-needed/article_d271eb48-7a76-11ea-b080-637e22c5d658.html](https://www.dailycitizen.news/news/ga_fl_news/whitfield-county-ema-director-county-can-set-up-field-hospital-if-needed/article_d271eb48-7a76-11ea-b080-637e22c5d658.html)
- 393 32. Perkins J. Danbury prepares for patient surge with 'field hospital'. 2020 Mar 6. Available from
394 <https://www.newstimes.com/local/article/Homeless-won-t-stay-at-WestConn-after-all-15156606.php>
- 395 33. Wynn S. Columbus Convention Center transformed into field hospital for Central Ohio hospitals. 2020 Apr
396 9. Available from [https://wchstv.com/news/nation-world/columbus-convention-center-transformed-into-](https://wchstv.com/news/nation-world/columbus-convention-center-transformed-into-field-hospital-for-central-ohio-hospitals)
397 [field-hospital-for-central-ohio-hospitals](https://wchstv.com/news/nation-world/columbus-convention-center-transformed-into-field-hospital-for-central-ohio-hospitals)
- 398 34. State's first field hospital to treat COVID-19 patients opens. 2020 Apr 9. Available from
399 [https://www.wcvb.com/article/field-hospital-at-worcester-s-dcu-center-ready-to-treat-covid-19-](https://www.wcvb.com/article/field-hospital-at-worcester-s-dcu-center-ready-to-treat-covid-19-coronavirus-patients/32073452#)
400 [coronavirus-patients/32073452#](https://www.wcvb.com/article/field-hospital-at-worcester-s-dcu-center-ready-to-treat-covid-19-coronavirus-patients/32073452#)
- 401 35. DiTirro T. Duke Energy Convention Center converted into overflow hospital. 2020 Apr 17. Available from
402 [https://local12.com/news/local/duke-energy-convention-center-converted-into-overflow-hospital-](https://local12.com/news/local/duke-energy-convention-center-converted-into-overflow-hospital-cincinnati)
403 [cincinnati](https://local12.com/news/local/duke-energy-convention-center-converted-into-overflow-hospital-cincinnati)
- 404 36. Balch B, and Times-Dispatch R. Three Virginia sites chosen as field hospital centers, including Richmond
405 Convention Center. 2020 Apr 3. Available from
406 [https://www.fredericksburg.com/news/state_region/three-virginia-sites-chosen-as-field-hospital-centers-](https://www.fredericksburg.com/news/state_region/three-virginia-sites-chosen-as-field-hospital-centers-including-richmond-convention-center/article_67811980-75df-11ea-8f3c-cfe91d081007.html)
407 [including-richmond-convention-center/article_67811980-75df-11ea-8f3c-cfe91d081007.html](https://www.fredericksburg.com/news/state_region/three-virginia-sites-chosen-as-field-hospital-centers-including-richmond-convention-center/article_67811980-75df-11ea-8f3c-cfe91d081007.html)
- 408 37. Ford T. Pennsylvania coronavirus updates: Statewide case total increases by 1,989 on Thursday to 18,228;
409 'field hospital' to be put on East Stroudsburg campus. 2020 Apr 9. Available from
410 [https://www.mcall.com/coronavirus/mc-nws-pa-virus-statewide-overview-20200409-](https://www.mcall.com/coronavirus/mc-nws-pa-virus-statewide-overview-20200409-uxypxskjxrfgzkd7z4ksygbia-story.html)
411 [uxypxskjxrfgzkd7z4ksygbia-story.html](https://www.mcall.com/coronavirus/mc-nws-pa-virus-statewide-overview-20200409-uxypxskjxrfgzkd7z4ksygbia-story.html)
- 412 38. Vargas RA. New Orleans' coronavirus field hospital opens Monday; see how pop up facility will operate.
413 2020 Apr 4. Available from [https://www.nola.com/news/coronavirus/article_20501da2-76ae-11ea-b7fd-](https://www.nola.com/news/coronavirus/article_20501da2-76ae-11ea-b7fd-7f8bb8917c1e.html)
414 [7f8bb8917c1e.html](https://www.nola.com/news/coronavirus/article_20501da2-76ae-11ea-b7fd-7f8bb8917c1e.html)

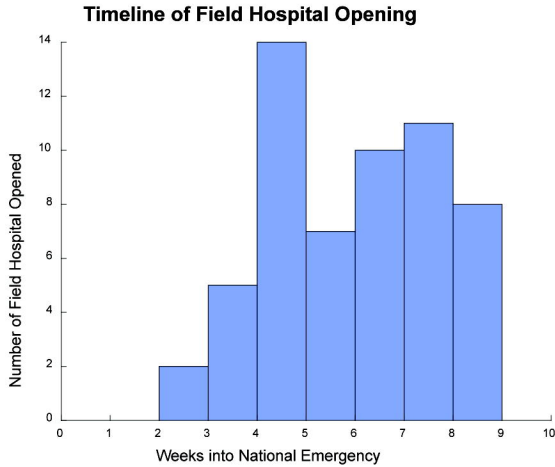
- 415 39. Ghose C. Covid-19 field hospital ready in Greater Columbus Convention Center. 2020 Apr 14. Available
416 from <https://www.bizjournals.com/columbus/news/2020/04/14/covid-19-field-hospital-ready-in-greater->
417 [columbus.html](https://www.bizjournals.com/columbus/news/2020/04/14/covid-19-field-hospital-ready-in-greater-columbus.html)
- 418 40. Associated Press. Virginia hits pause on plans for 3 large field hospitals. 2020 Apr 21. Available from
419 <https://www.wusa9.com/article/news/local/mycity/hampton/virginia-hits-pause-on-plans-for-3-large->
420 [field-hospitals/291-484c61fb-1acc-4fb4-b8e9-6abf97b94074](https://www.wusa9.com/article/news/local/mycity/hampton/virginia-hits-pause-on-plans-for-3-large-field-hospitals/291-484c61fb-1acc-4fb4-b8e9-6abf97b94074)
- 421 41. Jeffery A. Photos show patients arriving at the Javits Center field hospital in New York City. 2020 Apr 6.
422 Available from <https://www.cnbc.com/2020/04/06/photos-show-patients-arriving-at-the-javits-center->
423 [field-hospital-in-new-york-city.html](https://www.cnbc.com/2020/04/06/photos-show-patients-arriving-at-the-javits-center-field-hospital-in-new-york-city.html)
- 424 42. Rausch MJ. Work Begins On COVID-19 Field Hospital At Joint Base Cape Cod. 2020 Apr 10. Available from
425 <https://www.capenews.net/coronavirus/work-begins-on-covid-19-field-hospital-at-joint-base-cape->
426 [cod/article_4595d015-822f-5a2e-a19b-b6a1386f66be.html](https://www.capenews.net/coronavirus/work-begins-on-covid-19-field-hospital-at-joint-base-cape-cod/article_4595d015-822f-5a2e-a19b-b6a1386f66be.html)
- 427 43. Garrett RT, Branham D, and Norimine H. Dallas convention center will get Texas' first pop-up hospital for
428 coronavirus. 2020 Mar 29. Available from <https://www.dallasnews.com/news/public->
429 [health/2020/03/29/dallas-convention-center-will-get-texas-first-pop-up-hospital-for-coronavirus/](https://www.dallasnews.com/news/public-health/2020/03/29/dallas-convention-center-will-get-texas-first-pop-up-hospital-for-coronavirus/)
- 430 44. Dallas Morning News Editorial. How did Dallas risk losing a critical federal hospital at the convention
431 center? Here's how. 2020 Apr 9. Available from
432 <https://www.dallasnews.com/opinion/editorials/2020/04/09/how-did-dallas-risk-losing-a-critical-federal->
433 [hospital-at-the-convention-center-heres-how/](https://www.dallasnews.com/opinion/editorials/2020/04/09/how-did-dallas-risk-losing-a-critical-federal-hospital-at-the-convention-center-heres-how/)
- 434 45. Chan JC. LA's Convention Center Has Been Converted Into a Federal Field Hospital. 2020 Mar 31. Available
435 from <https://www.thewrap.com/las-convention-center-is-being-converted-into-a-federal-field-hospital/>
- 436 46. Matthews E. McCormick Place field hospital to be unveiled Friday. 2020 Apr 3. Available from
437 <https://www.fox32chicago.com/news/mccormick-place-field-hospital-to-be-unveiled-friday>
- 438 47. Lardieri, A. New Jersey Opens First Field Hospital as Coronavirus Cases Surge. 2020 Apr 6. Available from
439 <https://www.usnews.com/news/health-news/articles/2020-04-06/new-jersey-opens-first-field-hospital->
440 [as-coronavirus-cases-surge](https://www.usnews.com/news/health-news/articles/2020-04-06/new-jersey-opens-first-field-hospital-as-coronavirus-cases-surge)
- 441 48. The Associated Press. Miami Beach convention center to convert into field hospital. 2020 Apr 8. Available
442 from <https://kval.com/news/coronavirus/miami-beach-convention-center-to-convert-into-field-hospital>
- 443 49. Hanks D. At Miami-Dade fairgrounds, a 250-bed field hospital ready for coronavirus surge. 2020 Mar 31.
444 Available from <https://www.miamiherald.com/news/coronavirus/article241658316.html>
- 445 50. Jeong Y. Nashville's Music City Center will be regional hospital site for COVID-19 patients. 2020 Apr 2.
446 Available from <https://www.tennessean.com/story/news/local/2020/04/02/nashvilles-music-city-center->
447 [regional-hospital-site-covid-19-patients/5112004002/](https://www.tennessean.com/story/news/local/2020/04/02/nashvilles-music-city-center-regional-hospital-site-covid-19-patients/5112004002/)
- 448 51. Flanagan B. NJ field hospitals will take COVID-19 patients as state preps for surge: Video. 2020 Apr 8.
449 Available from <https://www.njtvonline.org/news/video/nj-field-hospitals-will-take-covid-19-patients-as->
450 [state-preps-for-surge/](https://www.njtvonline.org/news/video/nj-field-hospitals-will-take-covid-19-patients-as-state-preps-for-surge/)
- 451 52. Seymour K. 300-Bed Field Hospital Opening Friday At The NAC. 2020 Apr 8. Available from
452 <https://patch.com/pennsylvania/newtown-pa/temporary-field-hospital-going-nac>
- 453 53. Harbarger M. Oregon Convention Center to become temporary coronavirus-related homeless shelter.
454 2020 Mar 20. Available from <https://www.kgw.com/article/news/health/coronavirus/oregon-convention->
455 [center-shelter/283-3f46becb-f2fa-4865-9cc1-65b35c741085](https://www.kgw.com/article/news/health/coronavirus/oregon-convention-center-shelter/283-3f46becb-f2fa-4865-9cc1-65b35c741085)
- 456 54. Ceneviva A and Kuriakose S. Mobile field hospital set up outside Hartford's Saint Francis Hospital. 2020
457 Mar 24. Available from <https://www.wtnh.com/news/health/coronavirus/mobile-field-hospital-set-up->
458 [outside-hartfords-saint-francis-hospital/](https://www.wtnh.com/news/health/coronavirus/mobile-field-hospital-set-up-outside-hartfords-saint-francis-hospital/)
- 459 55. Avitabile R. Convention Center Shelter Project Now Targeting Homeless Still On Streets. 2020 Apr 14.
460 Available from <https://www.nbcsandiego.com/news/local/convention-center-shelter-project-now->
461 [targeting-homeless-still-on-streets/2305904/](https://www.nbcsandiego.com/news/local/convention-center-shelter-project-now-targeting-homeless-still-on-streets/2305904/)
- 462 56. Staff Reports. Medical site staged at Event Center, shelter-in-place to be extended. 2020 Mar 30. Available
463 from <https://www.hmbreview.com/news/medical-site-staged-at-event-center-shelter-in-place-to-be->
464 [extended/article_bf6eb76c-72b3-11ea-8680-6b8f81246482.html](https://www.hmbreview.com/news/medical-site-staged-at-event-center-shelter-in-place-to-be-extended/article_bf6eb76c-72b3-11ea-8680-6b8f81246482.html)
- 465 57. Ktvu. Santa Clara Convention Center now a field hospital, caring for patients with COVID-19. 2020 Apr 6.
466 Available from <https://www.ktvu.com/news/santa-clara-convention-center-now-a-field-hospital-caring->
467 [for-patients-with-covid-19](https://www.ktvu.com/news/santa-clara-convention-center-now-a-field-hospital-caring-for-patients-with-covid-19)

- 468 58. Durbin K. Additional overflow centers possible as coronavirus surge looms. 2020 Apr 13. Available from
469 <https://www.toledoblade.com/local/Coronavirus/2020/04/13/seagate-convention-centre-toledo-ohio->
470 [coronavirus-shelters/stories/20200413111](https://www.toledoblade.com/local/Coronavirus/2020/04/13/seagate-convention-centre-toledo-ohio-)
- 471 59. WTNH. CT National Guard helps set up state's 4th mobile field hospital. 2020 Apr 11. Available from
472 <https://www.wtnh.com/news/health/coronavirus/ct-national-guard-helps-set-up-states-4th-mobile-field->
473 [hospital/](https://www.wtnh.com/news/health/coronavirus/ct-national-guard-helps-set-up-states-4th-mobile-field-)
- 474 60. Sun D. Shoreline COVID-19 facility rapidly built on school soccer field. 2020 Mar 19. Available from
475 <https://www.kiro7.com/news/local/temporary-field-hospital-being-built-shoreline-soccer->
476 [field/VC76H2XIWVCTNMRCUFIEWNTPRA/](https://www.kiro7.com/news/local/temporary-field-hospital-being-built-shoreline-soccer-)
- 477 61. Hait A. Field hospital planned for South Florida Fairgrounds. 2020 Apr 9. Available from
478 <https://www.wpbfl.com/article/field-hospital-plan-for-south-florida-fairgrounds-in-place/32087202#>
- 479 62. Cruz C, Polansky R and McFarland M. Gov. Lamont visits field hospital at SCSU. 2020 Apr 1. Available from
480 https://www.wfsb.com/news/gov-lamont-visits-field-hospital-at-scsu/article_2d38d2e2-7402-11ea-a79f-
481 [2b9af6da70ed.html](https://www.wfsb.com/news/gov-lamont-visits-field-hospital-at-scsu/article_2d38d2e2-7402-11ea-a79f-)
- 482 63. Fox. Preparation begins to turn Suburban Collection Showplace into COVID-19 field hospital. 2020 Apr 8.
483 Available from <https://www.fox2detroit.com/news/preparation-begins-to-turn-suburban-collection->
484 [showplace-into-covid-19-field-hospital](https://www.fox2detroit.com/news/preparation-begins-to-turn-suburban-collection-)
- 485 64. Gray K. TCF Center in Detroit will accept first 25 coronavirus patients Friday. 2020 Apr 10. Available from
486 <https://www.freep.com/story/news/local/michigan/2020/04/09/tcf-center-field-hospital-detroit-ready->
487 [accept-patients-friday/2964999001/](https://www.freep.com/story/news/local/michigan/2020/04/09/tcf-center-field-hospital-detroit-ready-)
- 488 65. Ziezulewicz G. The U.S.N.S. Comfort Is Now Taking Covid-19 Patients. Here's What to Expect. 2020 Apr 8.
489 Available from <https://www.nytimes.com/2020/04/08/magazine/hospital-ship-comfort-new-york->
490 [coronavirus.html](https://www.nytimes.com/2020/04/08/magazine/hospital-ship-comfort-new-york-)
- 491 66. Cowan J and Ismay J. A Dispatch from the U.S.N.S. Mercy. 2020 Apr 9. Available from
492 <https://www.nytimes.com/2020/04/09/us/california-coronavirus-usns-mercy.html>
- 493 67. NY F. O. X. 5. Field hospital going up at Van Cortlandt Park. 2020 Apr 6. Available from
494 <https://www.fox5ny.com/news/field-hospital-going-up-at-van-cortlandt-park>
- 495 68. Cuza B. The Coronavirus Field Hospitals That Weren't. 2020 Apr 23. Available from
496 <https://www.ny1.com/nyc/all-boroughs/news/2020/04/23/coronavirus-field-hospitals-that-weren-t>
- 497 69. Tucker S. Connecticut Guard Soldier helps set up field hospital. 2020 Apr 3. Available from
498 https://www.army.mil/article/234234/connecticut_guard_soldier_helps_set_up_field_hospital
- 499 70. Simkins JD. Navy struggling to slow outbreak on USNS Mercy as 7 sailors test positive. 2020 Apr 14.
500 Available from <https://www.navytimes.com/2020/04/14/navy-struggling-to-slow-outbreak-on-usns->
501 [mercy-as-7-sailors-test-positive/](https://www.navytimes.com/2020/04/14/navy-struggling-to-slow-outbreak-on-usns-)
- 502 71. Spectrum News Staff. USNS Comfort Discharges Last Patients on West Side. 2020 Apr 27. Available from
503 <https://www.ny1.com/nyc/all-boroughs/news/2020/04/27/usns-comfort-discharges-last-patients-on->
504 [west-side](https://www.ny1.com/nyc/all-boroughs/news/2020/04/27/usns-comfort-discharges-last-patients-on-)
- 505 72. Gregorio-Nieto B. 2 Homeless Individuals at Convention Center Test Positive for COVID-19. 2020 Apr 26.
506 Available from <https://www.nbcsandiego.com/news/local/2-individuals-at-shelter-to-home-operation->
507 [test-positive-for-covid-19/2313521/](https://www.nbcsandiego.com/news/local/2-individuals-at-shelter-to-home-operation-)
- 508 73. Samaritan's Purse. Field Hospital Staffers Provide Around-the-Clock Care in New York's Central Park. 2020
509 Apr 17. Available from <https://www.samaritanspurse.org/article/field-hospital-opens-in-new-york-citys->
510 [central-park/](https://www.samaritanspurse.org/article/field-hospital-opens-in-new-york-citys-)
- 511 74. Narishkin A, Cameron S and Brandt L. Why NYC's largest emergency hospital is pretty much empty. 2020
512 Apr 20. Available from <https://www.businessinsider.com/why-nycs-largest-emergency-hospital-javits->
513 [center-pretty-much-empty-2020-4](https://www.businessinsider.com/why-nycs-largest-emergency-hospital-javits-)
- 514 75. Sisk R. Army's Seattle Field Hospital Closes After 3 Days, Without Treating a Single Patient. 2020 Apr 10.
515 Available from <https://www.military.com/daily-news/2020/04/10/armys-seattle-field-hospital-closes->
516 [after-3-days-without-treating-single-patient.html](https://www.military.com/daily-news/2020/04/10/armys-seattle-field-hospital-closes-)
- 517 76. Mathieu J. Boston Convention Center Field Hospital Treats 290 Patients So Far, Prepares for Next Phase in
518 Pandemic. 2020 Apr 21. Available from <https://www.wgbh.org/news/local-news/2020/04/21/boston->
519 [convention-center-field-hospital-treats-290-patients-so-far-prepares-for-next-phase-in-pandemic](https://www.wgbh.org/news/local-news/2020/04/21/boston-)

520 77. Gray K. Detroit field hospital at TCF Center now has 8 coronavirus patients. 2020 Apr 14. Available from
521 <https://www.freep.com/story/news/local/michigan/2020/04/14/detroit-field-hospital-tcf-center->
522 [patients/2988713001/](https://www.freep.com/story/news/local/michigan/2020/04/14/detroit-field-hospital-tcf-center-patients/2988713001/)

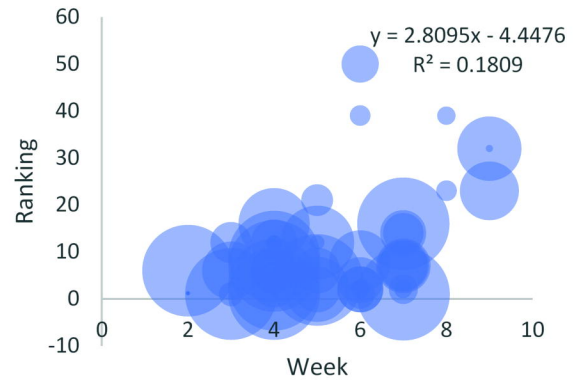
1A**1B**

2A



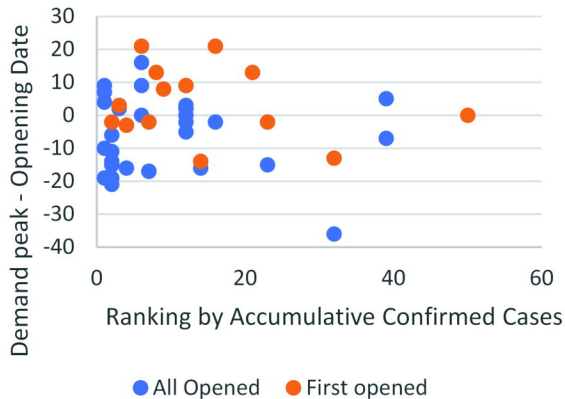
2B

Confirmed Cases Ranking vs Field Hospital Opening Date



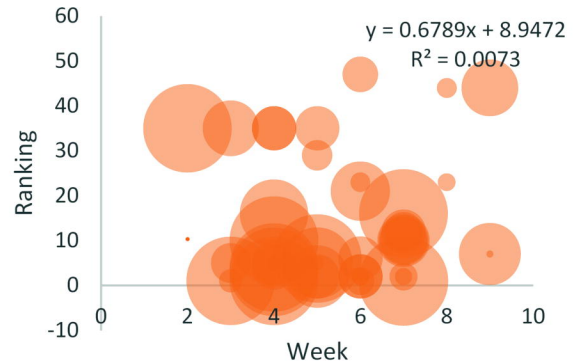
2C

Catching Peak Demand



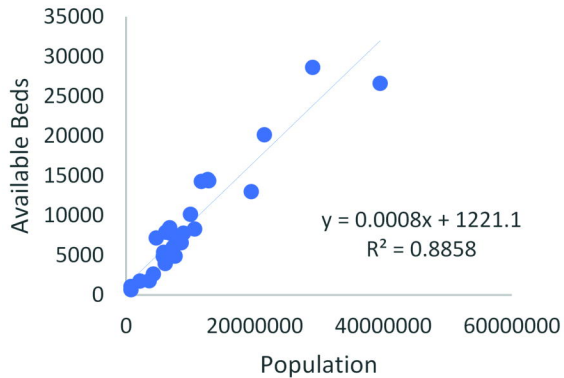
2D

Incidence Rate Ranking vs Field Hospital Opening Date

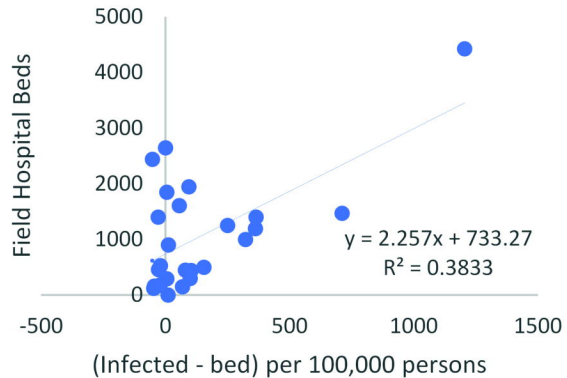


3A

Available beds vs Population

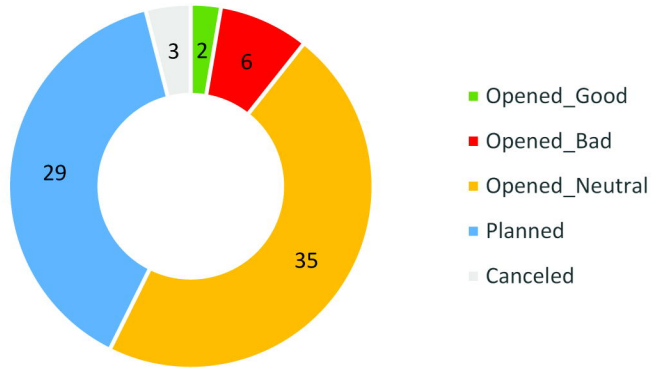
**3B**

Incidence -bed rate

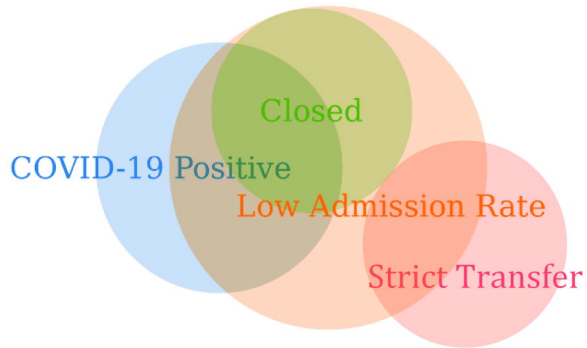


4A

Field Hospital Utilization



4B



4C

	COVID	non COVID
Military	I 2/28	II 3/5
	non-military	III 2/7