

1 Level of clinical competence in junior medical residents and its 2 correlation with antibiotic prescription errors: a cross-sectional 3 study

4 Martínez D. Joshua^{1,2,7}, Sierra-Martínez Octavio⁵, Galindo-Fraga Arturo⁴, Trejo Mejía Juan
5 Andrés⁷, Sánchez-Mendiola Melchor¹, Ochoa-Hein Eric⁴, Vázquez-Rivera Mirella⁶,
6 Gutiérrez-Cirlos Carlos^{8,9}, Naveja Jesús¹⁰ and Martínez-González Adrián^{1,3}

7 Author affiliations

8 ¹Coordination of Educational Development and Curricular Innovation (CODEIC), National
9 Autonomous University of Mexico (UNAM), México.

10 ²MD/PhD Program (PECEM), Faculty of medicine, National Autonomous University of Mexico
11 (UNAM), México.

12 ⁴Sub-directorate of hospital epidemiology and quality control of medical care, “Salvador Zubirán”
13 National Institute of Medical Sciences and Nutrition, México.

14 ⁵“Manuel Gea Gonzalez” General Hospital, México.

15 ⁶National Institute of Pediatrics, México.

16 ⁷Secretariat of medical education, Faculty of medicine, National Autonomous University of Mexico
17 (UNAM).

18 ⁸Internal Medicine, “Salvador Zubirán” National Institute of Medical Sciences and Nutrition, México.

19 ⁹Clinical Teaching Secretary, Internship and Social Service, Faculty of medicine, National
20 Autonomous University of Mexico (UNAM).

21 ¹⁰Chemistry Institute, National Autonomous University of Mexico (UNAM).

22 Corresponding author

23 ³Public Health Department, Faculty of medicine, National Autonomous University of Mexico (UNAM),
24 México e-mail: adrianmartinez38@gmail.com

25 Abstract

26

27 Background

28 A large portion of prescribing errors can be attributed to medication knowledge deficiency.
29 They are preventable and most often occur in the stage of ordering. Antimicrobials are the
30 drug class most commonly related to prescribing errors.

31 Objectives

32 The study main objective was to describe the relationship between clinical competence and
33 antibiotic prescription errors. Secondary objectives were to measure clinical competence of
34 junior medical residents with an Objective Structured Clinical Examination (OSCE), to
35 describe the frequency and severity of antibiotic prescription errors and to find items and
36 attributes of clinical competence that are correlated with the antibiotic prescription error ratio.

1 Methods

2 A cross-sectional study was designed to assess the clinical competence of junior medical
3 residents, from National Institute of Pediatrics and “Manuel Gea Gonzalez” General Hospital
4 in Mexico City, through an infectious disease OSCE and measure the frequency and severity
5 of antibiotic prescription errors. Statistical analysis included generalizability theory and
6 internal consistency Cronbach’s alpha, a partial correlation controlling sex and time of
7 degree, simple linear regression and item’s exploratory factorial analysis.

8 Results

9 The mean OSCE score was 0.692 ± 0.073 . The inter-item Cronbach’s alpha was 0.927 and
10 inter-station Cronbach’s alpha was 0.774. The G coefficient in generalizability theory
11 analysis was 0.84. The antibiotic prescription error ratio was $45.1\% \pm 7\%$. The severity of
12 antibiotic prescription errors was: category C (errors that do not cause patient harm) = 56
13 cases, 15.5%; category D (monitoring required to confirm that errors resulted in no harm to
14 the patient or intervention required to preclude harm) = 51 cases, 14.1%; category E (errors
15 that may contribute to or result in temporary harm to the patient and require intervention) =
16 235, 65.2%; category F (errors that may contribute to or resulted in temporary harm to the
17 patient and require initial or prolonged hospitalization) = 18 cases, 5%. The correlation
18 between clinical competence and antibiotic prescription errors was established with Pearson
19 correlation ($r=-0.33$, $p<0.05$, CI95% -0.57 to -0.07), and partial correlation controlling effect
20 of gender and time since graduation ($r=-0.39$, $p<0.01$, CI95% -0.625 to -0.118).

21 Conclusions

22 We found a negative correlation between clinical competence and antibiotic prescription
23 error ratio in graduated physicians who have been accepted in a medical specialty. The
24 therapeutic plan, which is a component of clinical competence score, and the prescription
25 skills had a negative correlation with antibiotic prescription errors. The most frequent
26 mistakes in antibiotic prescriptions errors would need a second intervention.

27

28 Background

29 Medical prescribing errors may be defined based on the causes, processes, and outcomes.
30 One definition includes all of these: “an act of omission or commission in planning or
31 execution that contributes or could contribute to an unintended result” (1). In addition, there
32 are many types of errors beyond those regarding medication, such as surgical mistakes or
33 skill deficiencies, as well as misdiagnoses (2). We focused on prescription errors, one
34 subtype of medication errors.

35 The most commonly incorrectly prescribed drug class are antimicrobials (3–5). The majority
36 (80%) of antibiotic prescribing takes place in the community and injudicious use of antibiotics
37 is a major factor facilitating the emergence of resistance worldwide (6). Furthermore,
38 antimicrobial resistance is related to the amount of antibiotic consumed and the class of
39 antibiotics (7).

40 The early empirical antimicrobial treatment is associated with a significant reduction in all-
41 cause mortality (8). Inappropriate initial antimicrobial therapy for septic shock occurs in about
42 20% of patients and is associated with a fivefold reduction in survival (9).

1 A large portion of prescribing errors can be attributed to medication knowledge deficiency
2 (3). Determining the role of lack of medication knowledge as a proximal cause of errors is
3 important in designing error prevention strategies (4). Despite a 50% decrease in
4 preventable adverse drug events with computerized provider order entry (10), this system
5 didn't reduce the prescription errors and may only be determinant in pharmacy transcription
6 or validation errors, as well as nursing transcription and dispensation errors (11).

7 Competence in medicine is defined by Epstein as "the habitual and judicious use of
8 communication, knowledge, technical skills, clinical reasoning, emotions, values and
9 reflection in daily practice for the benefit of the individuals and communities being served"
10 (12) and includes a set of attributes like clinical skills, knowledge, interpersonal skills,
11 problem solving, clinical judgment and technical skills (13). Competence is contextual,
12 reflecting the relationship between abilities and the tasks required to perform in a particular
13 situation in the real world.

14 Assessment of clinical competence can be done with different methods. One of them is the
15 Objective Structured Clinical Examination (OSCE) developed by Harden (14,15), considered
16 the instrument of choice to assess competency in health care professionals (16–18). The
17 reliability and validity of an OSCE increases with the number of stations, although other
18 factors might be involved (19).

19 We designed and applied an OSCE to assess clinical competence of first-year medical
20 residents in ambulatory patients with infectious diseases.

21 Objective

22 To describe the relationship between clinical competence and antibiotic prescription errors
23 in first-year medical residents in the settings of an OSCE.

24 We also measured the frequency and severity of antibiotics prescription errors. Therefore,
25 we identified items and attributes of clinical competence that were associated with antibiotics
26 prescription error ratio.

27 Method

28 Study design

29 A cross-sectional study using an OSCE was designed and applied to first-year medical
30 residents at three medical institutions in Mexico City in February 2019.

31 The participants were assessed in nine OSCE stations: Pulmonary tuberculosis, Acute
32 Pyelonephritis, Latent Syphilis, Community acquired pneumonia, Acute pharyngitis, Acute
33 gastroenteritis, Gonorrhoeal urethritis, Cellulitis and Acute Cystitis. Stations were dynamic,
34 had one rater, one standardized patient with an infectious disease clinical case. The
35 complexity of the clinical case was designed targeted to the knowledge level of a general
36 physician. The infectious disease cases were selected according to their outpatient
37 prevalence. Each case and its related treatment were approved by independent consensus
38 of two Infectious Disease physicians, members of the Infectiology and clinical microbiology
39 Mexican association in active clinical practice. We took into consideration both the local
40 antibiotic resistance patterns as well as the suggested empirical treatments as per national
41 and international guidelines (20–51).

1 Furthermore, the solutions to the clinical cases regarding the diagnosis were consistent with
2 a medical diagnostic decision support system (DXplain™) (52,53); the right answers
3 regarding the treatment were determined by the standards of care of the most likely
4 diagnosis in each case. All stations were tested and improved with family medicine
5 residents.

6 Settings

7 The medical institutions selected were “Manuel Gea Gonzalez” General Hospital, “Salvador
8 Zubirán” National Institute of Medical Sciences and Nutrition and the National Institute of
9 Pediatrics, all of them in Mexico City during February 2019, before the beginning of the
10 specialty courses.

11 Participants

12 First year medical residents in the selected institutions and belonging to a direct-entry
13 medical specialty (General Surgery, Gynecology, Internal Medicine or Pediatrics) were
14 invited to participate. Residents that had more than 12 hours of continuous work were
15 excluded from the study.

16 Raters

17 A total of 18 raters from Faculty of medicine, National Autonomous University of Mexico
18 (UNAM) took part in the assess process. All raters were physicians and had taken an OSCE
19 workshop course of 15 hours where they developed one OSCE station. The raters reviewed
20 the stations and the guidelines for the examiner before the test. In addition, they were
21 updated with the antibiotic treatments of stations. Each rater used an op-scan sheet to score
22 each student with the rating scale.

23 Raters had experience with OSCE (14 raters with 10 years of experience and 4 raters with
24 3 years of experience). What’s more, they participated in 3-4 OSCEs each year.

25 Standardized patients

26 A total of 18 standardized patients participated in the examination. All standardized patients
27 taken an OSCE workshop course of 4 hours and an acting course of 4 hours. They had a
28 similar age according to clinical cases. Moreover, they were provided with a dialogue
29 guideline that includes patient personality.

30 Standardized patients had experience with OSCE (6 patients with 10 years of experience
31 and 12 patients with 3 years of experience). In addition, they participated in 3-4 OSCEs each
32 year.

33 Variables

34 The independent variables were clinical competence, age, sex, time elapsed since
35 graduation of medical school, global assessment of knowledge and prescription skills. The
36 dependent variables were antibiotic prescription error ratio (proportion of antibiotics errors)
37 and the severity of prescription errors.

38 Instrument

39 We designed an OSCE that included the guidelines for the examiner, reported by Martinez-
40 Gonzalez et al. with Cronbach’s alpha = 0.94 (54). The guidelines and rating scales (54) for
41 each clinical competence component included anamnesis, physical examination, laboratory
42 and imaging tests, diagnosis, therapeutic plan, communication, and patient’s assessment.

1 Patient's assessment is important to measure the interpersonal skills. Answer the question
2 "How the physician makes feel to patient?" and range since distrust, apathy, coldness,
3 mistreatment to trust, empathy, attention and kindness.

4 The prescription and global assessment of knowledge and skills items were measured with
5 rating scales at every station. The prescription item allowed to the rater assess the quality
6 of medical prescription document, written by the junior medical resident, and range since
7 wrong drug to right in all "5 rights".

8 Antibiotic prescription errors were measured with the "five rights" (right patient, right drug,
9 right dose, right route, and right time) using the information that the resident wrote (55). The
10 severity of prescription errors was measured with the National Coordinating Council for
11 Medication Errors Reporting and Prevention (NCC MERP) index, which has acceptable
12 validity and reliability (56).

13 Bias management

14 Most observational studies of prescription errors have found no difference when adjusting
15 the results by the academic level of the physicians, environmental factors at the moment of
16 prescription, or the difficulty and type of clinical cases. This OSCE was designed to
17 simultaneously assess the clinical competence and prescription errors in junior medical
18 residents, adjusting by time elapsed since graduation. Furthermore, we considered the local
19 antibiotic resistance of etiologic agents, avoided including fatigued physicians and restricted
20 the access to medical databases during the assessment process.

21 Following the results of other OSCEs (17,57) that detected sources of errors through G
22 theory, we designed this OSCE to achieve minimal sources of errors by including trained
23 examiners and standardized patients. The assessment was applied in 2 different days
24 depending on the institution in the same schedule. Each clinical case and its treatment were
25 approved by consensus of two independent Infectious Disease physicians.

26 Sample size

27 The sample size consisted of 51 medical residents. A sample size of 49 medical residents
28 is sufficient to show correlation between the main variables with $r = 0.39$, $\alpha = 0.05$ and 80%
29 of statistical power (58).

30 Statistical analysis

31 The guidelines for examiners had a rating scale for each clinical competence component:
32 0.25, insufficient; 0.5, adequate; 0.75, good and 1, excellent. The weighting of the clinical
33 competence score was anamnesis, 30%; physical examination, 12%; laboratory and
34 imaging testing, 16%; diagnosis, 12%; therapeutic plan, 12%; communication, 12% and
35 patient, 6%. Global assessment of knowledge and prescription skills didn't contribute to the
36 clinical competence score.

37 The internal consistency, both inter-station and inter-item, was measured with Cronbach's
38 alpha. The generalizability was measured with the G coefficient. We used the estimated
39 variance components for each of the following facts: stations, day of the assessment,
40 medical resident and all their interactions (17).

41 The clinical competence and antibiotic prescription error proportion were assessed with
42 Anderson-Darling, D'Agostino & Pearson, and Shapiro-Wilk normality test (52,53). To

1 describe the relation between clinical competence and antibiotic prescription error ratio we
2 used the Pearson correlation test and simple linear regression. The Spearman's correction
3 for attenuation was applied between clinical competence and antibiotic prescription error
4 ratio(59). An exploratory factorial analysis (EFA) was applied to describe the factors of
5 clinical competence that were correlated with antibiotic prescription errors, using maximum
6 likelihood extraction and equamax rotation method.

7 Data analysis was conducted using IBM SPSS 25 and JMP 11 SAS software.

8 Ethical aspects

9 This study was approved by research and ethics committees of three institutions: "Manuel
10 Gea Gonzalez" General Hospital (approval no. 39-26-2018), "Salvador Zubirán" National
11 Institute of Medical Sciences and Nutrition (approval no. 2863) and the National
12 Autonomous University of Mexico (UNAM) Faculty of Medicine, (approval no.
13 021/PECEM/2018). The identity of the residents was anonymized by masking, pseudo-
14 anonymization, and aggregation.

15 Results

16 Participants

17 The OSCE was applied to 51 medical residents in February 2019. The characteristics of
18 junior residents are showed in Table 1.

19 OSCE results

20 The medical residents mean OSCE score was 0.692 ± 0.073 SD (Figure 1). This score is
21 an average proportion of correct answers in the test. Clinical competence component scores
22 are: Anamnesis 0.682 ± 0.091 , Physical examination 0.686 ± 0.093 , Lab and imaging test
23 0.693 ± 0.099 , Diagnosis 0.686 ± 0.079 , Therapeutic plan 0.604 ± 0.097 , Communication
24 0.778 ± 0.099 and Patient 0.781 ± 0.098 . In addition, we showed items additional measured
25 items: Prescription 0.496 ± 0.080 and Global assessment of knowledge and skills $0.644 \pm$
26 0.082 . The OSCE score had a normal distribution. The inter-item Cronbach's alpha was
27 0.927 and inter station Cronbach's alpha was 0.774 . The G coefficient from the
28 generalizability analysis was 0.84 .

29 The antibiotic prescription error ratio was 0.451 ± 0.07 SD. Higher rates of prescription errors
30 were observed regarding doses, administration route and time. The antibiotic prescription
31 error ratio for each station is depicted in Figure 2.

32 The severity of antibiotic prescription errors was: category C (errors that do not cause patient
33 harm) = 56 cases, 15.5%; category D (monitoring required to confirm that errors resulted in
34 no harm to the patient or intervention required to preclude harm) = 51 cases, 14.1%;
35 category E (errors that may contribute to or result in temporary harm to the patient and
36 require intervention) = 235, 65.2%; category F (errors that may contribute to or resulted in
37 temporary harm to the patient and require initial or prolonged hospitalization) = 18 cases,
38 5%. Categories A, B, G, H and I from the NCC MERP index (56) were not considered in this
39 study. The severity of prescription errors at each station is shown in Figure 3.

40 Correlation and linear regression results

41 The relationship between the clinical competence and antibiotic prescription errors is not
42 quite linear ($R^2=0.11$, Residual 0 ± 0.99) (Figure 4). Pearson correlation ($r=-0.33$, $p<0.05$,

1 CI95% -0.57 to -0.07), and partial correlation controlling for the effect of gender and time
2 elapsed since graduation from medical school ($r=-0.39$, $p<0.01$, CI95% -0.625 to -0.118)
3 were computed. In addition, the correlation increases to $r=-0.68$ with the Spearman
4 correction for attenuation(59). Two outliers were detected and excluded, with a 4.07 and
5 2.81 anomaly index.

6 The clinical competence components that showed a correlation with prescription antibiotic
7 errors ratio were the therapeutic plan ($r=-0.454$, $p<0.05$, CI95% -0.713 to -0.135) and the
8 patient's assessment ($r=-0.351$, $p<0.05$, CI95% -0.585 to -0.097). The prescription ($r=-$
9 0.627 , $p<0.05$, CI95% -0.771 to -0.46) and the global assessment of knowledge and skills
10 ($r=-0.45$, $p<0.05$, CI95% -0.68 to -0.192) items also showed significant correlations with
11 prescription antibiotic errors ratio.

12 To know if the clinical competence was useful to predict the antibiotic prescription errors, we
13 used a linear regression ($\beta_0=-17.085$, $\beta_1=-0.33$, $p<0.05$, CI95%=-31.005, -3.16, $R^2= 0.11$).

14 Exploratory factorial analysis

15 An exploratory factorial analysis (EFA) was done to describe the factors that correlates with
16 the antibiotic prescription errors ratio. Two factors explained 69% of variance with maximum
17 likelihood extraction method.

18 Factor 1 comprises anamnesis, physical examination, communication and patient and
19 Factor 2 comprises therapeutic plan, prescription, diagnosis, and laboratory and imaging
20 tests. We labeled factor 1 socio-clinical skills and factor 2 diagnostic-therapeutic skills. The
21 oblique rotation was considered, although the orthogonal rotation achieve a simple structure
22 and easier interpretation(60).

23 Figure 5 shows a factor plot in rotated factor space with the equamax method. The items
24 are organized in the common factor space and shows its contributions to each factor, global
25 assessment of knowledge and skills is the item that contributes to the 2 factors and is a
26 complex variable. Therapeutic plan item has a highest contribution to factor 1 and
27 communication to factor 2.

28 Factor 2, diagnostic-therapeutic skills was correlated with antibiotic prescription error ratio
29 ($r=-0.536$, $p<0.001$).

30 Discussion

31 This study contributes to the necessity of antibiotics prescription assessment in junior
32 physicians and identify the key learnings objectives. Our results are consistent with
33 qualitative research in United Kingdom(61). However, we did not find a study to measures
34 the clinical competence with an OSCE to the aim of study antibiotics prescriptions errors.

35 Our results show a negative correlation between the clinical competence and antibiotic
36 prescription error ratio. The strength of association increased when we corrected the
37 attenuation and considered sex and months since the physician's graduation from medical
38 school.

39 Our OSCE is reliable because its internal consistency measured with Cronbach's alpha
40 (across items 0.927 and across station 0.774) and generalizability coefficient (0.84) is higher
41 than reported values of the systematic review of the literature (alpha across items 0.78 and
42 alpha across station 0.66, G coefficient 0.12-0.86) (17,19)

1 Despite of this OSCE is aim to infectious diseases, our score is similar to a study in 7
2 generations of physicians, just at the end of their medical degree(57). Moreover, in Swiss
3 and United States of America had approximate scores(62,63).

4 The antibiotic prescription error ratio in this study is higher than the international literature
5 reported(3,4,11,64,65), but similar to national reported (5,66). In a prospective cohort study,
6 the antibiotics prescription error ratio was 18% in patients hospitalized in internal medicine.
7 Moreover, patients with adverse drug events (ADEs) had more antibiotics prescriptions
8 errors. The most common infectious diseases were urinary tract infection and
9 pneumonia(64). These and recommended diagnoses in Delphi's consensus from
10 Netherlands(67) by were included in our OSCE.

11 One of the objectives of the study was to find items and attributes of clinical competence
12 that are associated with antibiotic prescription error ratio. The therapeutic plan, which is a
13 component of clinical competence, has a negative correlation with antibiotic prescription
14 errors. The current score of clinical competence only explains 11% of antibiotic prescription
15 errors ratio in the linear model. Of note, most of the antibiotic prescription errors severity fell
16 in category E (65.2%).

17 In addition, we introduced prescription item in synthetic guidelines for the rater in the OSCE
18 to assess the medical prescription making process. The prescription item has a strong
19 negative correlation with antibiotic prescription errors and high internal consistency with
20 other items. In the future, the prescription item could be included in the components of
21 clinical competence score to get a better assessment.

22 Limitations

23 The medical residents voluntarily participated in this study and we did not assess medical
24 residents who refused the test. Moreover, the institutions selected the residents previously
25 with their own selection process and they may have higher levels of the evaluated construct
26 than the general population of junior residents in Mexico. For these reasons, the score may
27 not be a representative measure of the clinical competence of all general physicians.

28 Another potential source of bias is medical residents previous experience with OSCE. The
29 effect on scores from medical residents with previous experience with OSCE remain
30 unknown, although the evidence shows that it does not modify subsequent performance
31 scores(68). The previous experience depends on the university of origin and its assessment
32 methods.

33 In addition, the OSCE is a simulation and may be inflexible. The OSCE and subsequent
34 performance had weak correlation(69). The performance in superior years of specialty
35 course is unknown.

36 The medical specialty with more residents in the OSCE was pediatrics. Although the first-
37 year medical residents had not started their courses yet; they might be biased by their
38 vocational orientation.

39 The sample size is almost the absolute minimum to an EFA, and the solution should be
40 interpreted with caution. However, the conditions to achieve good quality results fits with our
41 values (2 factors, significant loadings of ≥ 0.5 and 9 variables) and sample size(70).

1 Interpretation of results

2 Many factors influence prescription errors: lack of knowledge regarding drug therapy, lack
3 of knowledge about patient factors that affect drug therapy, calculations and terminology
4 (4,71). They are preventable and are ranked according to their frequency (3,72). We
5 measured the medication errors at the prescribing stage in antibiotics because of its
6 important implications and the high frequency of errors in this group. The OSCE measured
7 the application of knowledge in a task, and the items regarding prescription and therapeutic
8 plans took into consideration the common factors reported in medication errors.

9 Our results support an association between clinical competence and antibiotic prescription
10 error ratio. The diagnosis item was not correlated with antibiotic prescription errors, but only
11 the therapeutic plan. A possible explanation is that most errors occur along the therapeutic
12 reasoning process. The exploratory factorial analysis shows a moderate correlation of
13 diagnostic-therapeutic skills with antibiotic prescription errors, socio-clinical skills are no
14 related.

15 The most frequent type of antibiotic prescription error is category E (65.2%), which means
16 that the patients would need an intervention. A second therapeutic intervention in patients
17 with an infectious disease has many clinical consequences, it increases the cost, leads to
18 antibiotic resistance and increases mortality (8,73,74).

19 The low value of clinical competence to predict antibiotics prescription errors may be is we
20 could not measure the complex interaction of health care culture(75). More studies that
21 measure these variables are needed to propose a good predictor model.

22 Generalizability

23 Our results can be applied to graduated physicians who have been accepted in a pediatrics
24 specialty course, without fatigue. The sample had the total population of National Institute
25 of Pediatrics.

26 The antibiotics prescription ratio is variable between countries but is consistent in Mexico.

27 Conclusions

28 We found a negative correlation between clinical competence and antibiotic prescription
29 error ratio in graduated physicians who have been accepted in a medical specialty. The
30 therapeutic plan, which is a component of clinical competence score, and the prescription
31 skills had a negative correlation with antibiotic prescription errors. The most frequent
32 mistakes in antibiotic prescriptions errors would need a second intervention.

33 Our findings contribute to the evolving understanding of medication errors in the prescription
34 stage of antibiotics. This study adds important evidence to improve the curricula and medical
35 education to avoid antibiotic prescription errors, thus increasing patient safety and reducing
36 costs, mortality and antibiotic resistance.

37 Funding

38 This study was funded by Coordination of Educational Development and Curricular
39 Innovation (CODEIC) of the National Autonomous University of Mexico (UNAM). We do not
40 have conflicts of interest.

1 Acknowledgments

2 All authors approved the submitted version. All the authors would like to thank the staff of
3 the Medical Education Department, Nacional Institute of Pediatrics and “Manuel Gea
4 González” General Hospital for their support. Joshua Martínez-Domínguez is enrolled at the
5 PECEM program of the Faculty of Medicine at UNAM and is supported by CONACyT.

6 References

- 7 1. Grober ED, Bohnen JMA. Defining medical error. *Can J Surg* [Internet]. 2005 Feb
8 [cited 2019 Nov 18];48(1):39–44. Available from:
9 <http://www.ncbi.nlm.nih.gov/pubmed/15757035>
- 10 2. Norman GR, Eva KW. Diagnostic error and clinical reasoning. *Med Educ* [Internet].
11 2010 Jan [cited 2019 Nov 18];44(1):94–100. Available from:
12 <http://www.ncbi.nlm.nih.gov/pubmed/20078760>
- 13 3. Bobb A, Gleason K, Husch M, Feinglass J, Yarnold PR, Noskin GA. The
14 epidemiology of prescribing errors: the potential impact of computerized prescriber
15 order entry. *Arch Intern Med* [Internet]. 2004 Apr 12 [cited 2016 Feb 21];164(7):785–
16 92. Available from: <http://www.ncbi.nlm.nih.gov/pubmed/15078649>
- 17 4. Lesar TS, Briceland L, Stein DS. Factors related to errors in medication prescribing.
18 *JAMA* [Internet]. Jan [cited 2016 Apr 21];277(4):312–7. Available from:
19 <http://www.ncbi.nlm.nih.gov/pubmed/9002494>
- 20 5. Lavallo-Villalobos A, De T, Payro-Cheng J, Martínez-Cervantes KA, Torres-Narváez
21 P, Hernández-Delgado L, et al. El error médico en la prescripción de medicamentos
22 y el impacto de una intervención educativa. *Boletín Médico del Hosp Infant México*
23 [Internet]. 2007 [cited 2018 Mar 12];64. Available from:
24 <http://www.medigraphic.com/pdfs/bmhim/hi-2007/hi072c.pdf>
- 25 6. Sabtu N, Enoch DA, Brown NM. Antibiotic resistance: what, why, where, when and
26 how? *Br Med Bull* [Internet]. 2015 Oct 21 [cited 2017 Oct 19];116:ldv041. Available
27 from: <http://www.ncbi.nlm.nih.gov/pubmed/26491083>
- 28 7. Pouwels KB, Freeman R, Muller-Pebody B, Rooney G, Henderson KL, Robotham J
29 V., et al. Association between use of different antibiotics and trimethoprim
30 resistance: going beyond the obvious crude association. *J Antimicrob Chemother*
31 [Internet]. 2018 Jun 1;73(6):1700–7. Available from:
32 <https://academic.oup.com/jac/article/73/6/1700/4832009>
- 33 8. Paul M, Shani V, Muchtar E, Kariv G, Robenshtok E, Leibovici L. Systematic
34 Review and Meta-Analysis of the Efficacy of Appropriate Empiric Antibiotic Therapy
35 for Sepsis. *Antimicrob Agents Chemother* [Internet]. 2010 Nov 1 [cited 2018 Feb
36 7];54(11):4851–63. Available from: <http://www.ncbi.nlm.nih.gov/pubmed/20733044>
- 37 9. Kumar A, Ellis P, Arabi Y, Roberts D, Light B, Parrillo JE, et al. Initiation of
38 inappropriate antimicrobial therapy results in a fivefold reduction of survival in
39 human septic shock. *Chest* [Internet]. 2009 Nov 1 [cited 2018 Jan 18];136(5):1237–
40 48. Available from: <http://www.ncbi.nlm.nih.gov/pubmed/19696123>
- 41 10. Nuckols TK, Smith-Spangler C, Morton SC, Asch SM, Patel VM, Anderson LJ, et al.
42 The effectiveness of computerized order entry at reducing preventable adverse drug
43 events and medication errors in hospital settings: A systematic review and meta-
44 analysis. *Syst Rev*. 2014 Jun 4;3(1).

- 1 11. Delgado Sánchez O, Escrivá Torralva A, Vilanova Boltó M, Serrano López de las
2 Hazas J, Crespí Monjo M, Pinteño Blanco M, et al. [Comparative study of errors in
3 electronic versus manual prescription]. *Farm Hosp órgano Of expresión científica la*
4 *Soc Española Farm Hosp* [Internet]. Jan [cited 2016 Apr 6];29(4):228–35. Available
5 from: <http://www.ncbi.nlm.nih.gov/pubmed/16268738>
- 6 12. Epstein RM. Assessment in medical education. *N Engl J Med* [Internet]. 2007 Jan
7 25 [cited 2016 Oct 24];356(4):387–96. Available from:
8 <http://www.ncbi.nlm.nih.gov/pubmed/17251535>
- 9 13. Norman G. Defining Competence: A Methodological Review. In: *Assessing Clinical*
10 *Competence*. Nueva York: Springer Publishing Company; 1985. p. 15–37.
- 11 14. Harden RM, Stevenson M, Downie WW, Wilson GM. Assessment of clinical
12 competence using objective structured examination. *Br Med J* [Internet]. 1975 Feb
13 22 [cited 2016 Sep 20];1(5955):447–51. Available from:
14 <http://www.ncbi.nlm.nih.gov/pubmed/1115966>
- 15 15. Harden RM, Lilley P, Patricio M. *The definitive guide to the OSCE*. Elsevier; 2016.
16 363 p.
- 17 16. Zayyan M. Objective structured clinical examination: the assessment of choice.
18 *Oman Med J* [Internet]. 2011 Jul [cited 2016 Sep 8];26(4):219–22. Available from:
19 <http://www.ncbi.nlm.nih.gov/pubmed/22043423>
- 20 17. Trejo-Mejía JA, Sánchez-Mendiola M, Méndez-Ramírez I, Martínez-González A.
21 Reliability analysis of the objective structured clinical examination using
22 generalizability theory. *Med Educ Online* [Internet]. 2016 Jan 18 [cited 2019 Nov
23 14];21(1):31650. Available from: <http://www.ncbi.nlm.nih.gov/pubmed/27543188>
- 24 18. Swanson DB, van der Vleuten CPM. Assessment of Clinical Skills With
25 Standardized Patients: State of the Art Revisited. *Teach Learn Med*.
26 2013;25(SUPPL.1):37–41.
- 27 19. Brannick MT, Erol-Korkmaz HT, Prewett M. A systematic review of the reliability of
28 objective structured clinical examination scores. *Med Educ* [Internet]. 2011 Dec
29 [cited 2018 Mar 13];45(12):1181–9. Available from:
30 <http://www.ncbi.nlm.nih.gov/pubmed/21988659>
- 31 20. Timothy R Sterling. Treatment of drug-susceptible pulmonary tuberculosis in HIV-
32 uninfected adults - UpToDate [Internet]. UpToDate. 2017 [cited 2018 Jan 15].
33 Available from: [https://www.uptodate-com.pbidi.unam.mx:2443/contents/treatment-](https://www.uptodate-com.pbidi.unam.mx:2443/contents/treatment-of-drug-susceptible-pulmonary-tuberculosis-in-hiv-uninfected-adults?search=tuberculosis&source=search_result&selectedTitle=3~150&usage_type=default&display_rank=3)
34 [of-drug-susceptible-pulmonary-tuberculosis-in-hiv-uninfected-](https://www.uptodate-com.pbidi.unam.mx:2443/contents/treatment-of-drug-susceptible-pulmonary-tuberculosis-in-hiv-uninfected-adults?search=tuberculosis&source=search_result&selectedTitle=3~150&usage_type=default&display_rank=3)
35 [adults?search=tuberculosis&source=search_result&selectedTitle=3~150&usage_ty](https://www.uptodate-com.pbidi.unam.mx:2443/contents/treatment-of-drug-susceptible-pulmonary-tuberculosis-in-hiv-uninfected-adults?search=tuberculosis&source=search_result&selectedTitle=3~150&usage_type=default&display_rank=3)
36 [pe=default&display_rank=3](https://www.uptodate-com.pbidi.unam.mx:2443/contents/treatment-of-drug-susceptible-pulmonary-tuberculosis-in-hiv-uninfected-adults?search=tuberculosis&source=search_result&selectedTitle=3~150&usage_type=default&display_rank=3)
- 37 21. Nahid P, Dorman SE, Alipanah N, Barry PM, Brozek JL, Cattamanchi A, et al.
38 Official American Thoracic Society/Centers for Disease Control and
39 Prevention/Infectious Diseases Society of America Clinical Practice Guidelines:
40 Treatment of Drug-Susceptible Tuberculosis. *Clin Infect Dis* [Internet]. 2016 Oct 1
41 [cited 2017 Dec 28];63(7):e147–95. Available from:
42 <https://academic.oup.com/cid/article-lookup/doi/10.1093/cid/ciw376>
- 43 22. Kalpana Gupta., Thomas M. Hooton., Kurt G. Naber., Bjorn Wullt., Richard Colgan.,
44 Loren G. Miller., et al. *International Clinical Practice Guidelines for the Treatment of*

- 1 Acute Uncomplicated Cystitis and Pyelonephritis in Women: A 2010 Update by the
2 Infectious Diseases Society of America and the European Society for Microbiology
3 and Infectious Diseases. *Clin Infect Dis* [Internet]. 2011 [cited 2017 Dec
4 4];52((5)):e103–e120. Available from:
5 [https://watermark.silverchair.com/ciq257.pdf?token=AQECAHi208BE49Ooan9kkhW
6 _Ercy7Dm3ZL_9Cf3qfKAc485ysgAAAaEwggGdBgkqhkiG9w0BBwagggGOMIIBigIB
7 ADCCAYMGCSqGSib3DQEHATAeBglghkgBZQMEAS4wEQQMVIiRwvoe5dYWOOPYMAgEQgIIBVPZI-xWdH79Cc2u2cxvzhzemAonKjDHGsDBIWkFQppyBr3fs](https://watermark.silverchair.com/ciq257.pdf?token=AQECAHi208BE49Ooan9kkhW_Ercy7Dm3ZL_9Cf3qfKAc485ysgAAAaEwggGdBgkqhkiG9w0BBwagggGOMIIBigIBADCCAYMGCSqGSib3DQEHATAeBglghkgBZQMEAS4wEQQMVIiRwvoe5dYWOOPYMAgEQgIIBVPZI-xWdH79Cc2u2cxvzhzemAonKjDHGsDBIWkFQppyBr3fs)
8
- 9 23. Consejo de Salubridad General. Diagnóstico y tratamiento de la pielonefritis aguda
10 no complicada en el adulto. Catálogo Maest Guías Práctica Clínica [Internet]. 2014
11 [cited 2017 Dec 4]; Available from:
12 http://www.cenetec.salud.gob.mx/descargas/gpc/CatalogoMaestro/451_GPC_Pielonefritis_aguda/GRR_Pielonefritis_aguda.pdf
13
- 14 24. LaRocque R, B Harris J. Approach to the adult with acute diarrhea in resource-rich
15 settings - UpToDate [Internet]. 2017 [cited 2017 Nov 9]. Available from: [https://www.uptodate-com.pbidi.unam.mx:2443/contents/approach-to-the-adult-with-acute-
16 diarrhea-in-resource-rich-settings?source=search_result&search=gastroenteritis
17 bacteriana_aguda&selectedTitle=2~150](https://www.uptodate-com.pbidi.unam.mx:2443/contents/approach-to-the-adult-with-acute-diarrhea-in-resource-rich-settings?source=search_result&search=gastroenteritis_bacteriana_aguda&selectedTitle=2~150)
18
- 19 25. Consejo de Salubridad General. Atención, diagnóstico y tratamiento de Diarrea
20 Aguda en Adultos en el primer nivel de atención. Catálogo Maest guías práctica
21 clínica SSA-106-08 [Internet]. [cited 2017 Nov 9]; Available from:
22 [http://www.cenetec.salud.gob.mx/descargas/gpc/CatalogoMaestro/106_GPC_Diarr
23 eaagudaadultos/SSA_106_08_GRR.pdf](http://www.cenetec.salud.gob.mx/descargas/gpc/CatalogoMaestro/106_GPC_Diarr eaagudaadultos/SSA_106_08_GRR.pdf)
- 24 26. Riddle MS, DuPont HL, Connor BA. ACG Clinical Guideline: Diagnosis, Treatment,
25 and Prevention of Acute Diarrheal Infections in Adults. *Am J Gastroenterol*
26 [Internet]. 2016 May 12 [cited 2017 Nov 9];111(5):602–22. Available from:
27 <http://www.nature.com/doi/10.1038/ajg.2016.126>
- 28 27. Spelman D, M Baddour L. Cellulitis and skin abscess in adults: Treatment -
29 UpToDate [Internet]. UpToDate. 2017 [cited 2017 Oct 25]. Available from:
30 [https://www.uptodate-com.pbidi.unam.mx:2443/contents/cellulitis-and-skin-abscess-
31 in-adults-
32 treatment?source=search_result&search=celulitis&selectedTitle=1~150#H6555002
33 89](https://www.uptodate-com.pbidi.unam.mx:2443/contents/cellulitis-and-skin-abscess-in-adults-treatment?source=search_result&search=celulitis&selectedTitle=1~150#H655500289)
- 34 28. Stevens DL, Bisno AL, Chambers HF, Dellinger EP, Goldstein EJC, Gorbach SL, et
35 al. Executive Summary: Practice Guidelines for the Diagnosis and Management of
36 Skin and Soft Tissue Infections: 2014 Update by the Infectious Diseases Society of
37 America. *Clin Infect Dis* [Internet]. 2014 Jul 15 [cited 2017 Oct 25];59(2):147–59.
38 Available from: <https://academic.oup.com/cid/article-lookup/doi/10.1093/cid/ciu444>
- 39 29. Consejo de salubridad general de Mexico. Guía de referencia rápida Diagnóstico y
40 tratamiento de la faringoamigdalitis aguda. 2010 [cited 2017 Sep 13];41:7. Available
41 from:
42 [http://www.cenetec.salud.gob.mx/descargas/gpc/CatalogoMaestro/073_GPC_Farin
43 goamgaguda/Faringo_Rapida_CENETEC.pdf](http://www.cenetec.salud.gob.mx/descargas/gpc/CatalogoMaestro/073_GPC_Farigoamgaguda/Faringo_Rapida_CENETEC.pdf)
- 44 30. Pelucchi C, Grigoryan L, Galeone C, Esposito S, Huovinen P, Little P, et al.
45 Guideline for the management of acute sore throat. *Clin Microbiol Infect* [Internet].
46 2012 Apr [cited 2017 Sep 11];18:1–27. Available from:

- 1 <http://www.ncbi.nlm.nih.gov/pubmed/22432746>
- 2 31. Chow AW, Doron S. Evaluation of acute pharyngitis in adults. UpToDate [Internet].
3 2016 [cited 2017 Sep 11];1–9. Available from: [https://www-uptodate-](https://www-uptodate-com.pbidi.unam.mx:2443/contents/evaluation-of-acute-pharyngitis-in-adults?source=search_result&search=faringitis&selectedTitle=1~150)
4 [com.pbidi.unam.mx:2443/contents/evaluation-of-acute-pharyngitis-in-](https://www-uptodate-com.pbidi.unam.mx:2443/contents/evaluation-of-acute-pharyngitis-in-adults?source=search_result&search=faringitis&selectedTitle=1~150)
5 [adults?source=search_result&search=faringitis&selectedTitle=1~150](https://www-uptodate-com.pbidi.unam.mx:2443/contents/evaluation-of-acute-pharyngitis-in-adults?source=search_result&search=faringitis&selectedTitle=1~150)
- 6 32. Lewinsohn DM, Leonard MK, LoBue PA, Cohn DL, Daley CL, Desmond E, et al.
7 Official American Thoracic Society/Infectious Diseases Society of America/Centers
8 for Disease Control and Prevention Clinical Practice Guidelines: Diagnosis of
9 Tuberculosis in Adults and Children. Clin Infect Dis [Internet]. 2017 Jan 15 [cited
10 2017 Dec 28];64(2):e1–33. Available from: [https://academic.oup.com/cid/article-](https://academic.oup.com/cid/article-lookup/doi/10.1093/cid/ciw694)
11 [lookup/doi/10.1093/cid/ciw694](https://academic.oup.com/cid/article-lookup/doi/10.1093/cid/ciw694)
- 12 33. Shulman ST, Bisno AL, Clegg HW, Gerber MA, Kaplan EL, Lee G, et al. Clinical
13 practice guideline for the diagnosis and management of group A streptococcal
14 pharyngitis: 2012 update by the Infectious Diseases Society of America. Clin Infect
15 Dis [Internet]. 2012 [cited 2017 Sep 11];55(10):e86-102. Available from:
16 [https://www.idsociety.org/uploadedFiles/IDSA/Guidelines-](https://www.idsociety.org/uploadedFiles/IDSA/Guidelines-Patient_Care/PDF_Library/2012_Strep_Guideline.pdf)
17 [Patient_Care/PDF_Library/2012 Strep Guideline.pdf](https://www.idsociety.org/uploadedFiles/IDSA/Guidelines-Patient_Care/PDF_Library/2012_Strep_Guideline.pdf)
- 18 34. Choby BA. Diagnosis and treatment of streptococcal pharyngitis. Am Fam Physician
19 [Internet]. 2009 Mar 1 [cited 2017 Sep 11];79(5):383–90. Available from:
20 <http://www.aafp.org/afp/2009/0301/p383.html>
- 21 35. Mexicanos GF de los EU. Guía de Referencia Rápida Evidencias y
22 Recomendaciones. IMSS-234-09 [Internet]. 2009 [cited 2017 Aug 31];1–11.
23 Available from:
24 [http://www.cenetec.salud.gob.mx/descargas/gpc/CatalogoMaestro/234_IMSS_09_N](http://www.cenetec.salud.gob.mx/descargas/gpc/CatalogoMaestro/234_IMSS_09_Neumonia_comunidad_adultos/RR_IMSS_234_9.pdf)
25 [eumonia_comunidad_adultos/RR_IMSS_234_9.pdf](http://www.cenetec.salud.gob.mx/descargas/gpc/CatalogoMaestro/234_IMSS_09_Neumonia_comunidad_adultos/RR_IMSS_234_9.pdf)
- 26 36. Treatment of community-acquired pneumonia in adults in the outpatient setting -
27 UpToDate [Internet]. uptodate.com. 2017 [cited 2017 Aug 31]. Available from:
28 [https://www-uptodate-](https://www-uptodate-com.pbidi.unam.mx:2443/contents/treatment-of-community-acquired-pneumonia-in-adults-in-the-outpatient-setting?source=search_result&search=pneumonia&selectedTitle=1~150#H11)
29 [com.pbidi.unam.mx:2443/contents/treatment-of-community-](https://www-uptodate-com.pbidi.unam.mx:2443/contents/treatment-of-community-acquired-pneumonia-in-adults-in-the-outpatient-setting?source=search_result&search=pneumonia&selectedTitle=1~150#H11)
30 [acquired-pneumonia-in-adults-in-the-outpatient-](https://www-uptodate-com.pbidi.unam.mx:2443/contents/treatment-of-community-acquired-pneumonia-in-adults-in-the-outpatient-setting?source=search_result&search=pneumonia&selectedTitle=1~150#H11)
31 [setting?source=search_result&search=pneumonia&selectedTitle=1~150#H11](https://www-uptodate-com.pbidi.unam.mx:2443/contents/treatment-of-community-acquired-pneumonia-in-adults-in-the-outpatient-setting?source=search_result&search=pneumonia&selectedTitle=1~150#H11)
- 31 37. Levy ML, Jeune I Le, Woodhead MA, Macfarlane JT, Lim WS. Primary care
32 summary of the British Thoracic Society Guidelines for the management of
33 community acquired pneumonia in adults: 2009 update Endorsed by the Royal
34 College of General Practitioners and the Primary Care Respiratory Society UK. Prim
35 Care Respir J [Internet]. 2010 Feb 15 [cited 2017 Aug 31];19(1):21–7. Available
36 from: <http://www.nature.com/articles/pcrj201014>
- 37 38. Mandell LA, Wunderink RG, Anzueto A, Bartlett JG, Campbell GD, Dean NC, et al.
38 Infectious Diseases Society of America/American Thoracic Society Consensus
39 Guidelines on the Management of Community-Acquired Pneumonia in Adults. Clin
40 Infect Dis [Internet]. 2007 Mar 1 [cited 2017 Aug 31];44(Supplement 2):S27–72.
41 Available from: <http://www.ncbi.nlm.nih.gov/pubmed/17278083>
- 42 39. Kalra MG, Higgins KE, Perez ED. Common Questions About Streptococcal
43 Pharyngitis. Am Fam Phys [Internet]. 2016 [cited 2017 Sep 11];94(1):24–31.
44 Available from: www.aafp.org/afp
- 45 40. WHO Guidelines for the Treatment of Treponema pallidum (Syphilis) [Internet].

- 1 WHO Guidelines for the Treatment of *Treponema pallidum* (Syphilis). World Health
2 Organization; 2016 [cited 2018 Mar 1]. Available from:
3 <http://www.ncbi.nlm.nih.gov/pubmed/27631046>
- 4 41. Secretaría de Salud. Enfermedades de transmisión sexual en el adolescente y
5 adulto que producen úlceras genitales: herpes, sífilis, chancroide,
6 linfogranuloma venéreo y granuloma inguinal. Cent Nac Excel Tecnológica en
7 Salud [Internet]. 2009 [cited 2018 Mar 1]; Available from:
8 http://www.cenetec.salud.gob.mx/descargas/gpc/CatalogoMaestro/094_GPC_ETSa
9 [dolescyadulto/ENF_SEXUALES_EVR_CENETEC2.pdf](http://www.cenetec.salud.gob.mx/descargas/gpc/CatalogoMaestro/094_GPC_ETSa)
- 10 42. Hicks CB, Clement M. Syphilis: Treatment and monitoring - UpToDate [Internet].
11 UpToDate. 2018 [cited 2018 Mar 1]. Available from: [https://www.uptodate-](https://www.uptodate-com.pbidi.unam.mx:2443/contents/syphilis-treatment-and-monitoring?source=see_link#H658733542)
12 [com.pbidi.unam.mx:2443/contents/syphilis-treatment-and-](https://www.uptodate-com.pbidi.unam.mx:2443/contents/syphilis-treatment-and-monitoring?source=see_link#H658733542)
13 [monitoring?source=see_link#H658733542](https://www.uptodate-com.pbidi.unam.mx:2443/contents/syphilis-treatment-and-monitoring?source=see_link#H658733542)
- 14 43. Secretaría de Salud. Guía de Práctica Clínica. Diagnóstico y Tratamiento de Casos
15 Nuevos de Tuberculosis Pulmonar [Internet]. Centro Nacional de Excelencia
16 Tecnológica en Salud, editor. Catálogo Maestro de Guías de Práctica Clínica.
17 México; 2009 [cited 2017 Dec 28]. Available from:
18 http://www.cenetec.salud.gob.mx/descargas/gpc/CatalogoMaestro/070_GPC_Caso
19 [snvosTBP/Tuberculosis_casos_nuevos_ER_CENETEC.pdf](http://www.cenetec.salud.gob.mx/descargas/gpc/CatalogoMaestro/070_GPC_Caso)
- 20 44. Hooton TM, Gupta K. Acute simple cystitis in women [Internet]. UpToDate. 2018
21 [cited 2018 Nov 6]. Available from: [https://www.uptodate-](https://www.uptodate-com.pbidi.unam.mx:2443/contents/acute-simple-cystitis-in-women?search=cystitis&source=search_result&selectedTitle=1~150&usage_type=default&display_rank=1)
22 [com.pbidi.unam.mx:2443/contents/acute-simple-cystitis-in-](https://www.uptodate-com.pbidi.unam.mx:2443/contents/acute-simple-cystitis-in-women?search=cystitis&source=search_result&selectedTitle=1~150&usage_type=default&display_rank=1)
23 [women?search=cystitis&source=search_result&selectedTitle=1~150&usage_type=](https://www.uptodate-com.pbidi.unam.mx:2443/contents/acute-simple-cystitis-in-women?search=cystitis&source=search_result&selectedTitle=1~150&usage_type=default&display_rank=1)
24 [default&display_rank=1](https://www.uptodate-com.pbidi.unam.mx:2443/contents/acute-simple-cystitis-in-women?search=cystitis&source=search_result&selectedTitle=1~150&usage_type=default&display_rank=1)
- 25 45. Consejo de Salubridad General. CENETEC. Guía de Práctica Clínica. Diagnóstico y
26 Tratamiento de la Infección Aguda, no Complicada del Tracto Urinario en la mujer.
27 Evidencias y Recomendaciones. CENETEC [Internet]. 2009 [cited 2018 Nov 6];
28 Available from: <http://www.cenetec.salud.gob.mx/interior/gpc.html>
- 29 46. Heidi Swygard., Arlene C Seña., Myron S Cohen. Treatment of uncomplicated
30 gonococcal infections - UpToDate [Internet]. UpToDate. 2017 [cited 2017 Dec 21].
31 Available from: [https://www.uptodate-](https://www.uptodate-com.pbidi.unam.mx:2443/contents/treatment-of-uncomplicated-gonococcal-infections?search=gonorrea&source=search_result&selectedTitle=1~150&usage_type=default&display_rank=1)
32 [com.pbidi.unam.mx:2443/contents/treatment-](https://www.uptodate-com.pbidi.unam.mx:2443/contents/treatment-of-uncomplicated-gonococcal-infections?search=gonorrea&source=search_result&selectedTitle=1~150&usage_ty)
33 [of-uncomplicated-gonococcal-](https://www.uptodate-com.pbidi.unam.mx:2443/contents/treatment-of-uncomplicated-gonococcal-infections?search=gonorrea&source=search_result&selectedTitle=1~150&usage_ty)
34 [pe=default&display_rank=1](https://www.uptodate-com.pbidi.unam.mx:2443/contents/treatment-of-uncomplicated-gonococcal-infections?search=gonorrea&source=search_result&selectedTitle=1~150&usage_ty)
- 35 47. Bignell C, Unemo M, Radcliffe K, Jensen JS, Babayan K, Barton S, et al. 2012
36 European guideline on the diagnosis and treatment of gonorrhoea in adults. Int J
37 STD AIDS [Internet]. 2013 Feb [cited 2017 Dec 21];24(2):85–92. Available from:
38 <http://www.ncbi.nlm.nih.gov/pubmed/24400344>
- 39 48. Workowski KA, Bolan GA, Centers for Disease Control and Prevention. Sexually
40 transmitted diseases treatment guidelines, 2015. MMWR Recomm reports Morb
41 Mortal Wkly report Recomm reports [Internet]. 2015 Jun 5 [cited 2017 Dec
42 21];64(RR-03):1–137. Available from:
43 <http://www.ncbi.nlm.nih.gov/pubmed/26042815>
- 44 49. Consejo de Salubridad General. Prevención, diagnóstico, tratamiento y referencia
45 de la gonorrea en el primer y segundo nivel de atención. Catálogo Maest Guías

- 1 Práctica Clínica Cent Nac Excel Tecnológica en Salud [Internet]. 2014 [cited 2017
2 Dec 21]; Available from: [http://www.cenetec-difusion.com/CMGPC/SS-729-](http://www.cenetec-difusion.com/CMGPC/SS-729-14/RR.pdf)
3 [14/RR.pdf](http://www.cenetec-difusion.com/CMGPC/SS-729-14/RR.pdf)
- 4 50. WHO Guidelines for the Treatment of Neisseria gonorrhoeae [Internet]. WHO
5 Guidelines for the Treatment of Neisseria gonorrhoeae. World Health Organization;
6 2016 [cited 2017 Dec 21]. Available from:
7 <http://www.ncbi.nlm.nih.gov/pubmed/27512795>
- 8 51. Thomas M Hooton., Kalpana Gupta. Acute uncomplicated cystitis and pyelonephritis
9 in women - UpToDate [Internet]. UpToDate. 2017 [cited 2017 Dec 4]. Available
10 from: [https://www.uptodate-com.pbidi.unam.mx:2443/contents/acute-](https://www.uptodate-com.pbidi.unam.mx:2443/contents/acute-uncomplicated-cystitis-and-pyelonephritis-in-women?source=search_result&search=infeccion%20de%20vias%20urinaria&selectedTitle=2~150#H899949220)
11 [uncomplicated-cystitis-and-pyelonephritis-in-](https://www.uptodate-com.pbidi.unam.mx:2443/contents/acute-uncomplicated-cystitis-and-pyelonephritis-in-women?source=search_result&search=infeccion%20de%20vias%20urinaria&selectedTitle=2~150#H899949220)
12 [women?source=search_result&search=infeccion de vias](https://www.uptodate-com.pbidi.unam.mx:2443/contents/acute-uncomplicated-cystitis-and-pyelonephritis-in-women?source=search_result&search=infeccion%20de%20vias%20urinaria&selectedTitle=2~150#H899949220)
13 [urinaria&selectedTitle=2~150#H899949220](https://www.uptodate-com.pbidi.unam.mx:2443/contents/acute-uncomplicated-cystitis-and-pyelonephritis-in-women?source=search_result&search=infeccion%20de%20vias%20urinaria&selectedTitle=2~150#H899949220)
- 14 52. Henderson AR. Testing experimental data for univariate normality. Clin Chim Acta
15 [Internet]. 2006 Apr [cited 2020 Mar 16];366(1–2):112–29. Available from:
16 <http://www.ncbi.nlm.nih.gov/pubmed/16388793>
- 17 53. Vetter TR. Fundamentals of Research Data and Variables: The Devil Is in the
18 Details. Anesth Analg. 2017 Oct 1;125(4):1375–80.
- 19 54. Martínez González A, Trejo Mejía JA. ¿Cómo realizar un ECOE? Investig en Educ
20 médica. 2018;7(28):98–107.
- 21 55. Benjamin DM. Reducing medication errors and increasing patient safety: case
22 studies in clinical pharmacology. J Clin Pharmacol [Internet]. 2003 Jul [cited 2016
23 Apr 6];43(7):768–83. Available from: <http://www.ncbi.nlm.nih.gov/pubmed/12856392>
- 24 56. Garfield S, Reynolds M, Dermont L, Franklin BD. Measuring the severity of
25 prescribing errors: A systematic review. Drug Saf. 2013;36(12):1151–7.
- 26 57. Martínez-González A, Sánchez-Mendiola M, Méndez-Ramírez I, Trejo-Mejía JA.
27 [Level of clinical competence in seven cohorts of medical students at the end of the
28 internship]. Gac Med Mex [Internet]. 2016 [cited 2017 Oct 19];152(5):439–43.
29 Available from: <http://www.ncbi.nlm.nih.gov/pubmed/27792705>
- 30 58. Hulley S, Cummings S, Browner W, Grady D, Newman T. Designing clinical
31 research : an epidemiologic approach. 4th ed. Philadelphia: Lippincott Williams &
32 Wilkins; 2013.
- 33 59. Nicewander WA. Modifying Spearman's Attenuation Equation to Yield Partial
34 Corrections for Measurement Error—With Application to Sample Size Calculations.
35 Educ Psychol Meas. 2018 Feb 1;78(1):70–9.
- 36 60. Dean J. Choosing the Right Type of Rotation in PCA and EFA. Shiken JALT Test
37 Eval SIG Newsl. 2009;13(November):20–5.
- 38 61. Gharbi M, Moore LSP, Castro-Sánchez E, Spanoudaki E, Grady C, Holmes AH, et
39 al. A needs assessment study for optimising prescribing practice in secondary care
40 junior doctors: The Antibiotic Prescribing Education among Doctors (APED). BMC
41 Infect Dis. 2016 Aug 30;16(1).
- 42 62. Guttormsen S, Beyeler C, Bonvin R, Feller S, Schirlo C, Schnabel K, et al. The new
43 licencing examination for human medicine: From concept to implementation Swiss

- 1 licencing examination for human medicine. Vol. 143, Swiss Medical Weekly. EMH
2 Swiss Medical Publishers Ltd.; 2013.
- 3 63. Short MW, Jorgensen JE, Edwards JA, Blankenship RB, Roth BJ. Assessing Intern
4 Core Competencies With an Objective Structured Clinical Examination. *J Grad Med*
5 *Educ.* 2009 Sep;1(1):30–6.
- 6 64. Zayyad H, Yashar H, Kurnik D, Paul M. [ANTIBIOTIC PRESCRIPTION ERRORS IN
7 PATIENTS HOSPITALIZED IN INTERNAL MEDICINE DEPARTMENTS - A
8 PROSPECTIVE COHORT STUDY]. *Harefuah [Internet]*. 2019 May [cited 2020 Apr
9 7];158(5):294–8. Available from: <http://www.ncbi.nlm.nih.gov/pubmed/31104388>
- 10 65. Medication Errors Technical Series on Safer Primary Care Medication Errors:
11 Technical Series on Safer Primary Care [Internet]. Geneva: World Health
12 Organization; 2016 [cited 2020 Apr 7]. Available from:
13 <http://apps.who.int/bookorders>.
- 14 66. Zavaleta-Bustos M, Castro-Pastrana LI, Reyes-Hernández I, López-Luna MA,
15 Bermúdez-Camps IB. Prescription errors in a primary care university unit: Urgency
16 of pharmaceutical care in Mexico. *Rev Bras Ciencias Farm J Pharm Sci.*
17 2008;44(1):115–25.
- 18 67. Jansen BHE, Disselhorst GW, Schutte T, Jansen B, Rissmann R, Richir MC, et al.
19 Essential diseases in prescribing: A national Delphi study towards a core curriculum
20 in pharmacotherapy education. *Br J Clin Pharmacol.* 2018 Nov 1;84(11):2645–50.
- 21 68. Madrazo L, Lee CB, McConnell M, Khamisa K, Pugh D. No observed effect of a
22 student-led mock objective structured clinical examination on subsequent
23 performance scores in medical students in Canada. *J Educ Eval Health Prof.* 2019
24 May 22;16.
- 25 69. Dong T, Zahn C, Saguil A, Swygert KA, Yoon M, Servey J, et al. The Associations
26 Between Clerkship Objective Structured Clinical Examination (OSCE) Grades and
27 Subsequent Performance. *Teach Learn Med.* 2017 Jul 3;29(3):280–5.
- 28 70. de Winter JCF, Dodou D, Wieringa PA. Exploratory factor analysis with small
29 sample sizes. *Multivariate Behav Res [Internet]*. 2009 Mar [cited 2020 Mar
30 20];44(2):147–81. Available from: <http://www.ncbi.nlm.nih.gov/pubmed/26754265>
- 31 71. Leape LL, Bates DW, Cullen DJ, Cooper J, Demonaco HJ, Gallivan T, et al.
32 Systems Analysis of Adverse Drug Events. *JAMA J Am Med Assoc.*
33 1995;274(1):35–43.
- 34 72. Bates DW. Incidence of Adverse Drug Events and Potential Adverse Drug Events.
35 *JAMA [Internet]*. 1995 Jul 5 [cited 2016 Apr 6];274(1):29. Available from:
36 <http://jama.jamanetwork.com/article.aspx?articleid=389136>
- 37 73. Kollef MH, Sherman G, Ward S, Fraser VJ. Inadequate antimicrobial treatment of
38 infections: a risk factor for hospital mortality among critically ill patients. *Chest*
39 [Internet]. 1999 Feb [cited 2018 Feb 7];115(2):462–74. Available from:
40 <http://www.ncbi.nlm.nih.gov/pubmed/10027448>
- 41 74. Little P, Stuart B, Smith S, Thompson MJ, Knox K, Van Den Bruel A, et al. Antibiotic
42 prescription strategies and adverse outcome for uncomplicated lower respiratory
43 tract infections: Prospective cough complication cohort (3C) study. *BMJ.* 2017;357.

- 1 75. Davey P, Marwick CA, Scott CL, Charani E, Mcneil K, Brown E, et al. Interventions
2 to improve antibiotic prescribing practices for hospital inpatients. Vol. 2017,
3 Cochrane Database of Systematic Reviews. John Wiley and Sons Ltd; 2017.

4

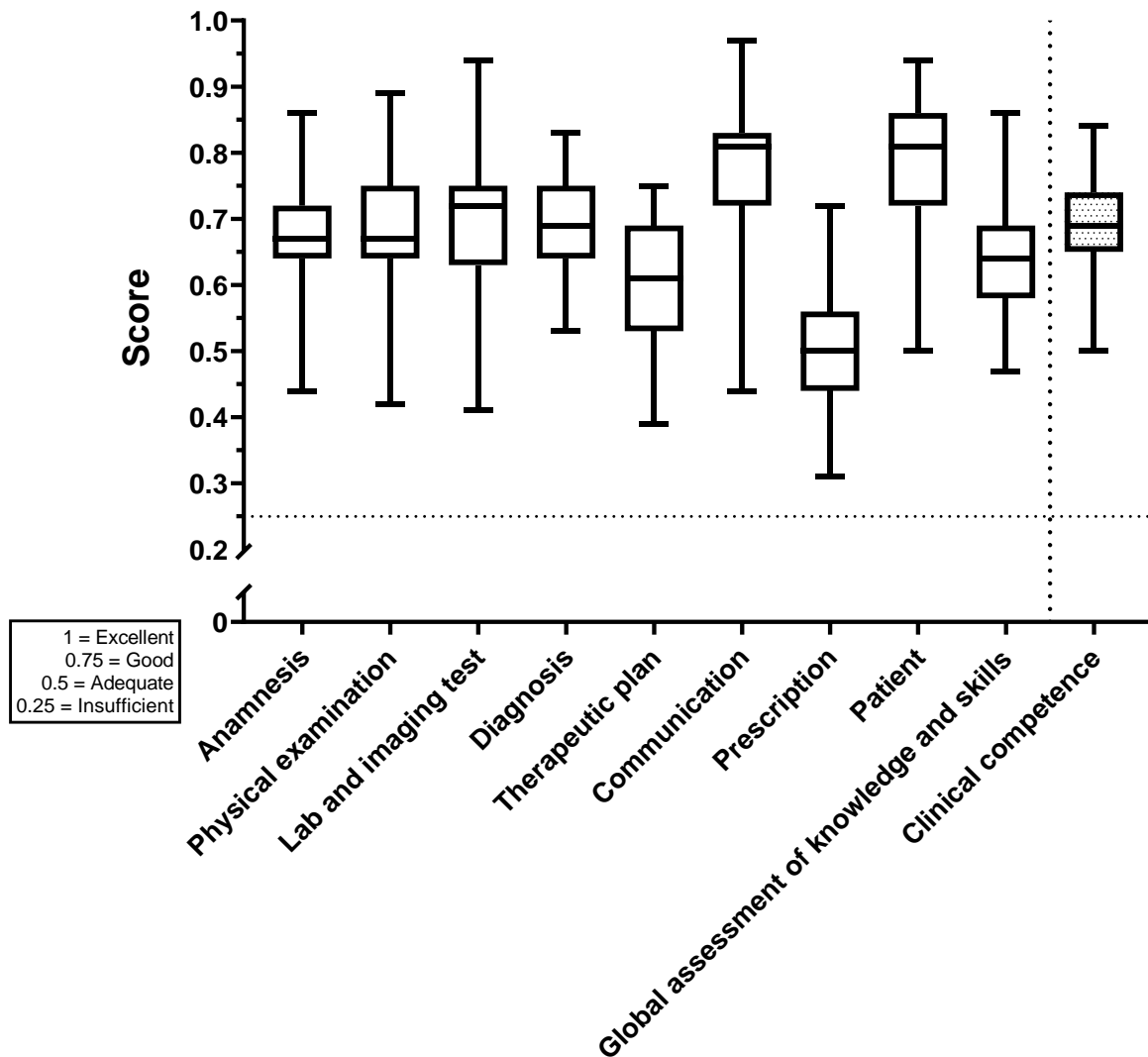
5 Table 1

Table 1. Participating junior residents characteristics (n=51)

Characteristic	Value (%), Mean \pm SD or Median (Q ₁ -Q ₃)
Men	20 (39.2%)
Female	31 (60.8%)
Nacional Institute of Pediatrics	44 (86.3%)
“Manuel Gea Gonzalez” General Hospital	7 (13.7%)
Pediatrics	41 (80.4%)
Medical genetics	3 (5.9%)
Internal medicine	2 (3.9%)
Traumatology and orthopedics	5 (9.8%)
ENARM* score	78.082 \pm 3.03
ENARM* highest score	84
ENARM* lowest score	71.7
ENARM* 1 time	31 (60.8%)
ENARM* 2 times	12 (23.5%)
ENARM* 3 times	8 (15.7%)
Months after graduation from medical school	7 (5-18)

*National Test for Aspirants to Medical Residency (ENARM)

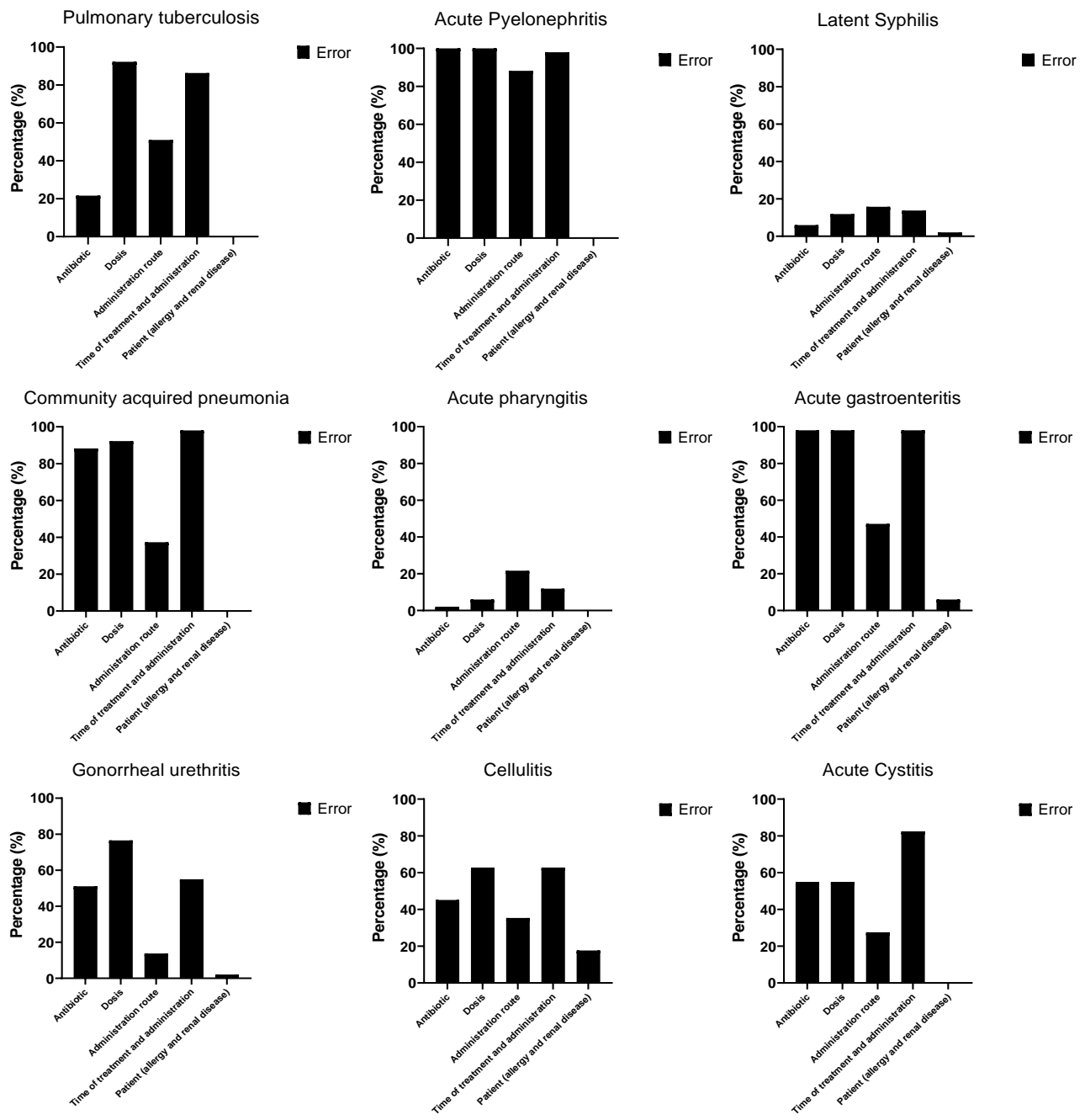
6



1

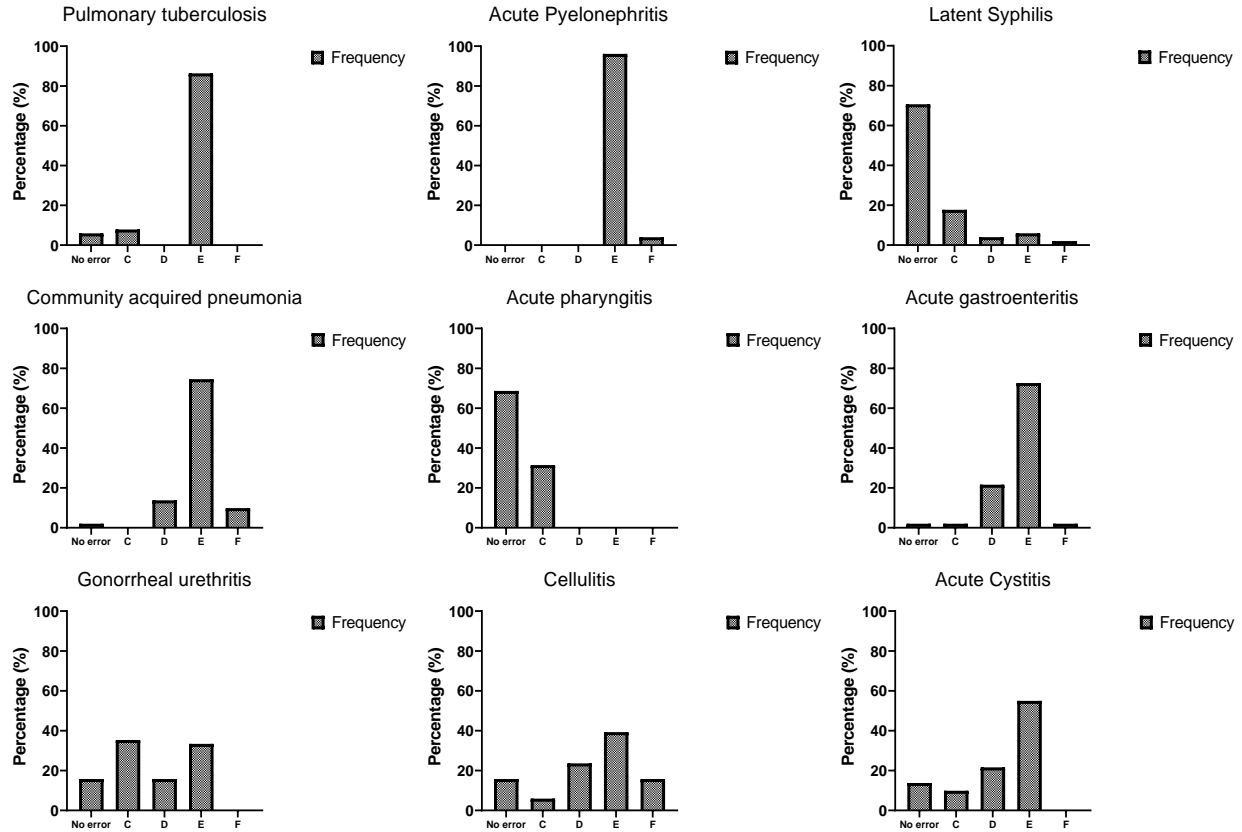
2 Figure 1. Clinical competence and its components in junior residents (n=51) in an infectious
3 disease OSCE. The score scale is 1 = Excellent, 0.75 = Good, 0.5 = Adequate and 0.25 =
4 Insufficient.

5



1
2
3
4
5
6

Figure 2. Antibiotic prescription errors ratio using “the 5 rights” (antibiotic, dose, administration route, time of treatment and administration and patient) in each OSCE station.

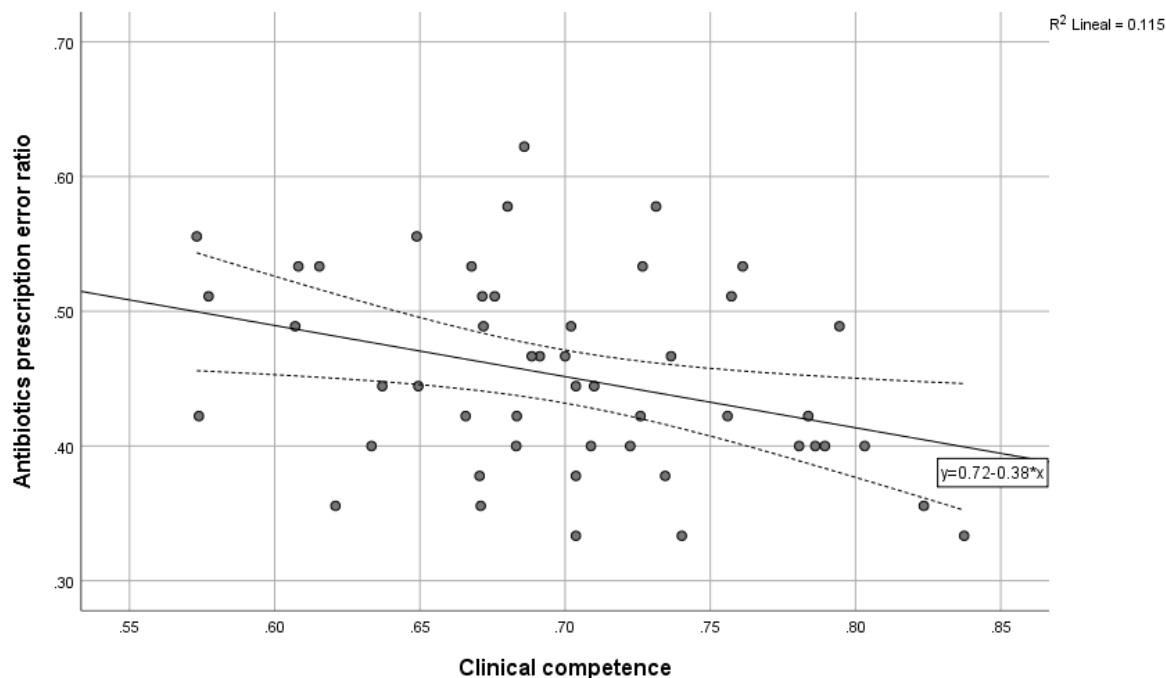


1

2 Figure 3. Antibiotic prescription errors severity ratio (NCC MERP Index) in each OSCE
3 station.

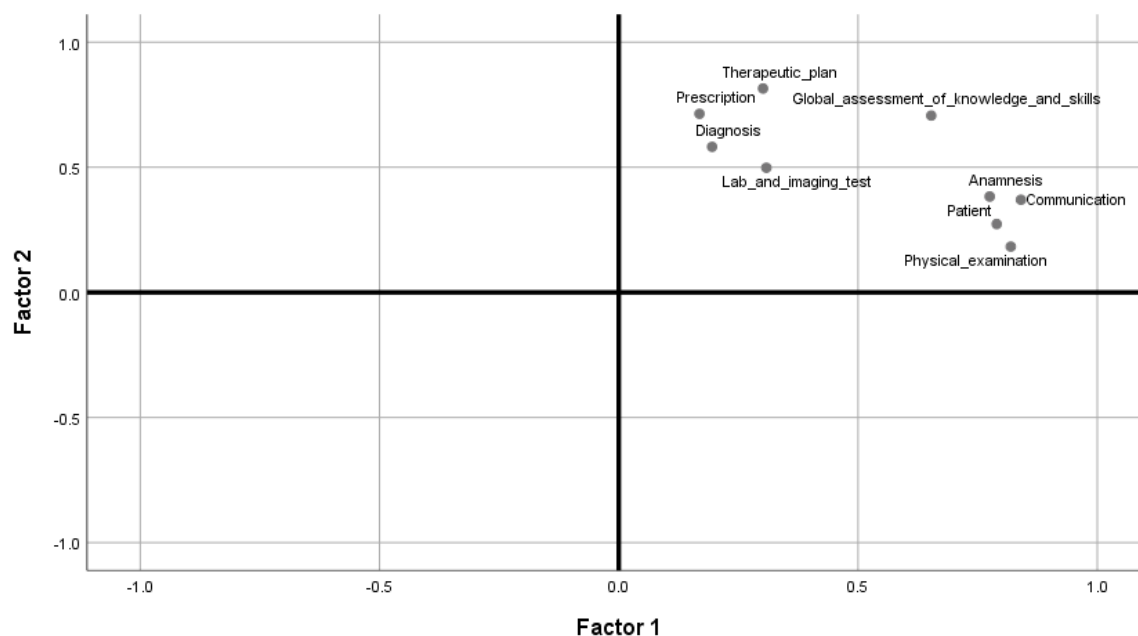
4

5



1
2 Figure 4. Scatter plot of antibiotic prescription errors ratio and clinical competence. The
3 relationship between the clinical competence and the antibiotic prescription errors is linear
4 ($n=49$, $\beta_0=-17.085$, $\beta_1=-0.33$, $p<0.05$, $CI95\%=-31.005$, -3.16 , $R^2=0.11$, Residual 0 ± 0.99).
5 The regression line was fitted with least square regression.

6
7
8
9
10

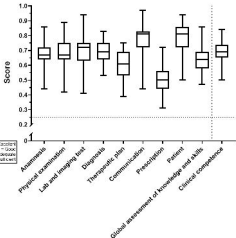


1

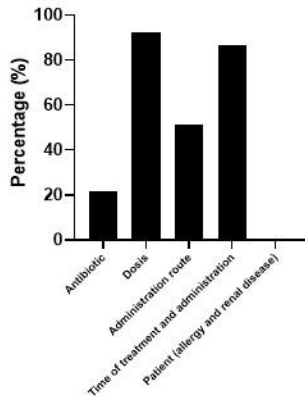
2 Figure 5. Factor plot in rotated factor space of clinical competence components and OSCE
3 items. Factor 1 (socio-clinical skills) is a cluster by anamnesis, physical examination,
4 communication and patient variables and Factor 2 (diagnostic-therapeutic skills) is a cluster
5 by therapeutic plan, prescription, diagnosis and lab and imaging test variables. Varimax
6 extraction method and equamax method.

7

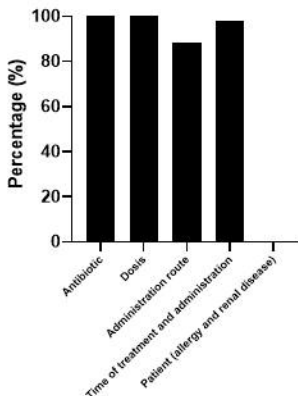
Clinical competence and its components of junior medical residents (n=51)



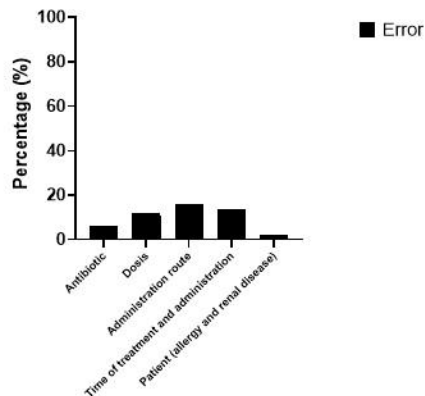
Pulmonary tuberculosis



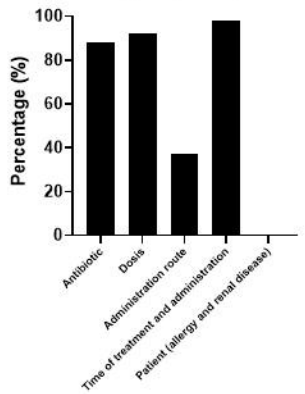
Acute Pyelonephritis



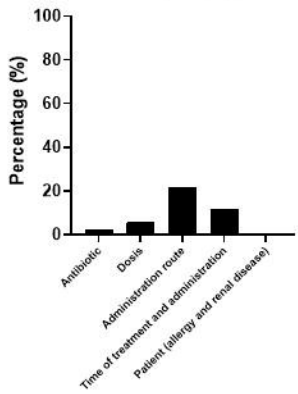
Latent Syphilis



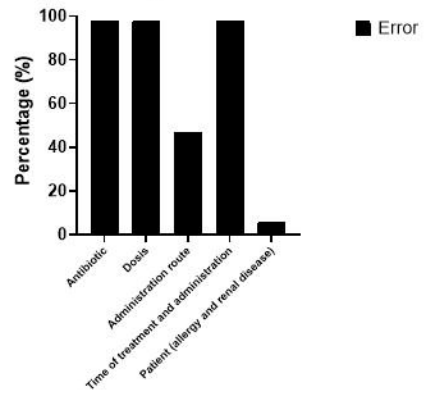
Community acquired pneumonia



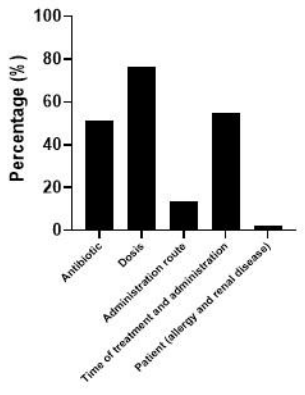
Acute pharyngitis



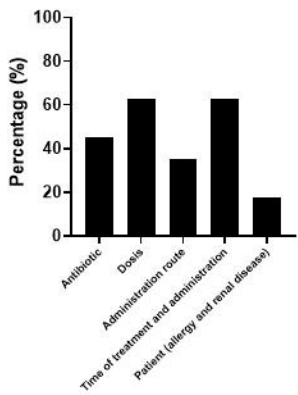
Acute gastroenteritis



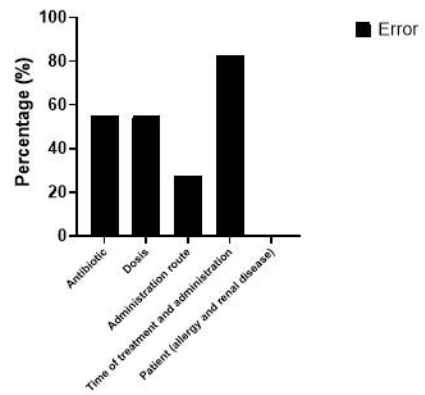
Gonorrheal urethritis



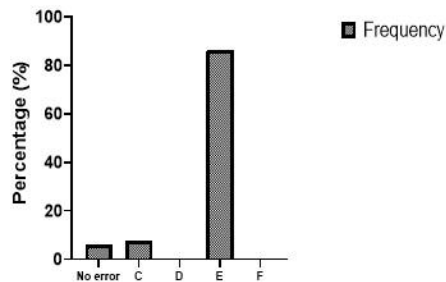
Cellulitis



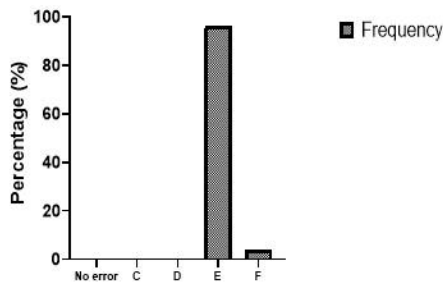
Acute Cystitis



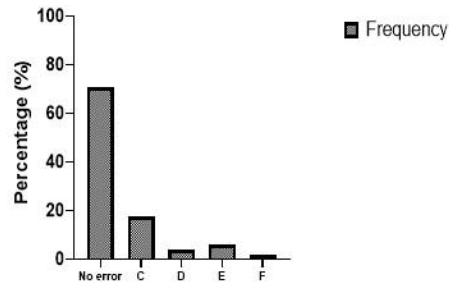
Pulmonary tuberculosis



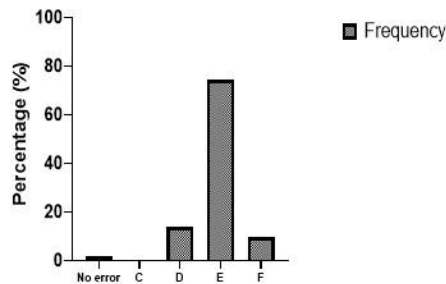
Acute Pyelonephritis



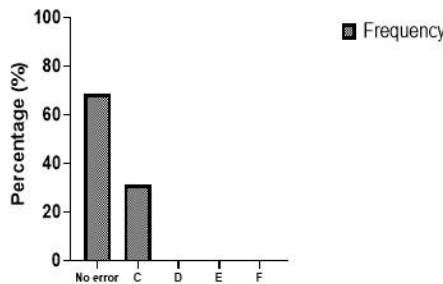
Latent Syphilis



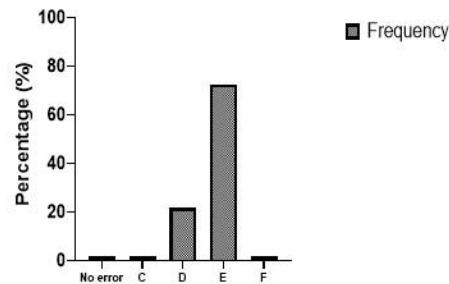
Community acquired pneumonia



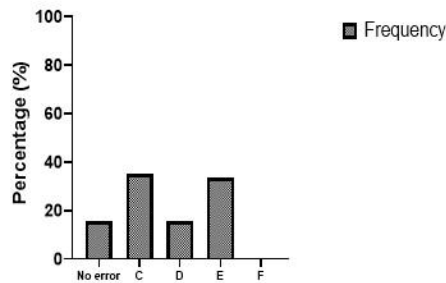
Acute pharyngitis



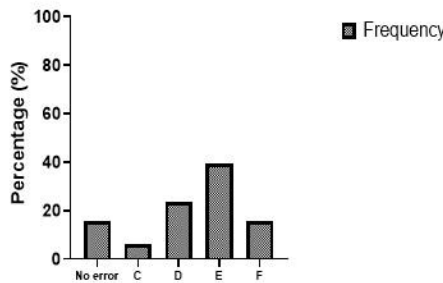
Acute gastroenteritis



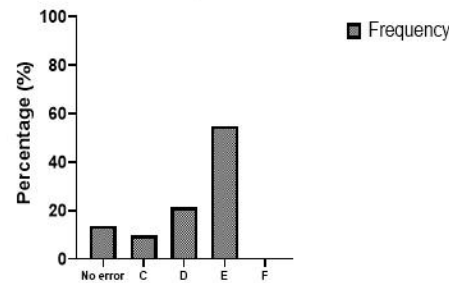
Gonorrhoeal urethritis



Cellulitis



Acute Cystitis



Antibiotic prescription error rate

