

A brief review of antiviral drugs evaluated in registered clinical trials for COVID-19

Drifa Belhadi^{*1,2}, MSc, Nathan Peiffer-Smadja^{*1,3}, MD, François-Xavier Lescure^{1,3}, PhD, Yazdan Yazdanpanah^{1,3}, PhD France Mentré^{1,2}, PhD Cédric Laouénan^{1,2}, PhD

*co-first authors

AFFILIATIONS

1. Université de Paris, IAME, INSERM, F-75018 Paris, France.
2. Département d'Epidémiologie Biostatistiques et Recherche Clinique, Hôpital Bichat – Claude-Bernard, AP-HP, 75018 Paris, France
3. Infectious Diseases Department, Bichat-Claude Bernard Hospital, Assistance-Publique Hôpitaux de Paris, Paris, France.

KEYWORDS

COVID-19; SARS-CoV-2; coronavirus; clinical trials; review

ABSTRACT

Background

Although a number of antiviral agents have been evaluated for coronaviruses there are no approved drugs available. To provide an overview of the landscape of therapeutic research for COVID-19, we conducted a review of registered clinical trials.

Methods

A review of currently registered clinical trials was performed on registries, including the Chinese (chictr.org.cn) and US (clinicaltrials.gov) databases to identify relevant studies up to March, 7th 2020. The search was conducted using the search terms “2019-nCoV”, “COVID-19”, “SARS-CoV-2”, “Hcov-19”, “new coronavirus”, “novel coronavirus”. We included interventional clinical trials focusing on patients with COVID-19 and assessing antiviral drugs or agents.

Findings

Out of the 353 studies identified, 115 clinical trials were selected for data extraction. Phase IV trials were the most commonly reported study type (n=27, 23%). However, 62 trials (54%) did not describe the phase of the study. Eighty percent (n=92) of the trials were randomized with parallel assignment and the median number of planned inclusions was 63 (IQR, 36-120). Open-label studies were the most frequent (46%) followed by double-blind (13%) and single blind studies (10%). The most frequently assessed therapies were: stem cells therapy (n=23 trials), lopinavir/ritonavir (n=15), chloroquine (n=11), umifenovir (n=7), hydroxychloroquine (n=7), plasma treatment (n=7), favipiravir (n=7), methylprednisolone (n=5), and remdesivir (n=5). Remdesivir was tested in 5 trials with a median of 400 (IQR, 394-453) planned inclusions per trial, while stem cells therapy was tested in 23 trials, but had a median of 40 (IQR, 23-60) planned inclusions per trial. Lopinavir/ritonavir was associated with the highest total number of planned inclusions (2606) followed by remdesivir (2155). Only 52% of the clinical trials reported the treatment dose (n=60) and only 34% (n=39) the duration. The primary outcome was clinical in 76 studies (66%), virological in 27 (23%); radiological in 9 (8%) or immunological in three studies (3%).

Interpretation

Numerous clinical trials have been registered since the beginning of the COVID-19 outbreak, however, a number of information regarding drugs or trial design were lacking.

Funding

None

MANUSCRIPT

INTRODUCTION

On December 31st, 2019, the first suspected cases of an epidemic of viral pneumonia of unknown aetiology were reported in the city of Wuhan, China. Patients were linked to Huanan market, selling fish and other live animals. On January 7th, 2020 the Chinese health authorities and the World Health Organization (WHO) officially announced the discovery of a novel coronavirus, currently called SARS-CoV-2.¹ The disease caused by SARS-CoV-2 has been named COVID-19. On January 30th, WHO declared the epidemic a Public Health Emergency of International Concern (PHEIC). On March 11th, WHO characterized COVID-19 as a pandemic. Up to March the 18th, more than 200,000 cases of COVID-19 and more than 8,000 deaths have been reported in the world. The COVID-19 epidemic is unique because of its scale, the speed of its spread, the lack of pre-existing scientific data and the importance of media and scientific coverage.² The scientific and public health community have responded with early publication of clinical data and predictions of spread and guidance for effective containment.^{3,4} Alongside, and critically, health professionals need to find effective and safe treatment for patients infected with SARS-CoV-2.

Why is this review needed?

Although a number of drugs have been evaluated for SARS-CoV and MERS-CoV there are no approved therapeutic agents available for coronaviruses. Integrating clinical trials of experimental therapeutics is an increasingly recognized part of the response during infectious disease outbreaks. Since the Ebola outbreak in West Africa and subsequent outbreaks in the Democratic Republic of Congo, clinical trials of investigative drugs have been fully integrated in the epidemic response.⁵⁻⁷ The COVID-19 pandemic is unique because of its scale, the speed of its spread, the lack of pre-existing scientific data and the importance of media and scientific coverage.² To encourage the development of clinical trials that test therapeutics against SARS-CoV-2, the WHO has suggested a number of candidate antiviral agents that have to be tested in clinical trials.⁸ Concomitantly, numerous clinical trials have been registered since the beginning of the COVID-19 outbreak numerous to evaluate therapeutic strategies for this disease.

In the epidemic context, it is crucial for clinicians and researchers to have access to rapid and quality information on clinical trials that the various teams around the world are setting up. The results will inform about the antiviral agents that are used, their dosing and duration, the inclusion and exclusion criteria for patients, the outcomes that will be evaluated, as well as the design of the clinical trials.

We believe that it is essential to carry out a review of these early phase clinical trials before the results are even available in order to best inform the teams wishing to test new therapies, choose therapeutic candidates or to design clinical trials.

In this review, we aimed to summarize the current state of registered clinical trials for COVID-19 in order to study their design, which antiviral agents were being investigated, the details of their administration, and the outcomes.

METHODS

Search strategy and selection criteria

A search was performed on clinical trial registries of privately and publicly funded clinical trials worldwide. We selected the following clinical trial registries: U.S. (<https://clinicaltrials.gov/>), Chinese (www.chictr.org.cn/), Korean (<https://cris.nih.go.kr/cris/en/>), Iranian (<https://www.irct.ir/>), Japanese (<https://rctportal.niph.go.jp/en/>), and European (<https://www.clinicaltrialsregister.eu/>). We chose these locations as they were the ones with

the highest number of cases at the time of extraction. We added the WHO clinical trial registry (<http://apps.who.int/trialsearch/>) and the International Standard Randomised Controlled Trial Number (ISRCTN) Registry, recognized by the WHO and the International Committee of Medical Journal Editors (ICMJE). A first search was conducted on February 28th, 2020 on all registries listed above to capture the studies registered from November 2019; and an updated search was conducted on March 7th, 2020 on clinicaltrials.gov to capture additional studies registered since February 28th. Our search strategy was designed to identify all the clinical trials using antiviral agents that were registered for COVID-19. The following search terms were used for our search to capture relevant studies: “2019-nCoV”, “COVID-19”, “SARS-CoV-2”, “Hcov-19”, “new coronavirus”, “novel coronavirus”. Data extracted from selected studies included study design, sponsorship, population, outcomes, and inclusion/exclusion criteria.

The eligibility criteria were developed using the Patient Intervention Comparison Outcomes Study type (PICOS) framework⁹.

Inclusion criteria were:

- Population: patients with COVID-19,
- Intervention/Comparator: any antiviral agent or drug. We excluded trials evaluating traditional Chinese medicine, homeopathy, dietary supplements, and therapeutic strategies whose description was not sufficient to identify a specific drug.
- Outcomes: any outcomes,
- Study type: interventional clinical trial.

We excluded traditional Chinese medicine and homeopathy as we have no expertise to analyse clinical trials testing these agents that rely on controversial concepts.^{10,11} Dietary supplements were also excluded as their potential in treating COVID-19 seems limited.

Definitions

We considered clinical trials between those planning to include only patients with severe diseases, those planning to include patients with moderate diseases and those planning to include both. We defined severe patients as patients requiring either non-invasive ventilation, high flow oxygen devices or invasive mechanical ventilation or extracorporeal membrane oxygenation (ECMO). Patients with moderate pneumonia were patients who did not require these. Studies were further analysed according to the primary endpoint, that could be clinical, virological (viral excretion in clinical samples), radiological (imaging results such as CT-scan or X-rays), or immunological (CD8+/CD4+ T cells count, IFN-gamma measurement results).

RESULTS

Number of studies

Our search identified 353 studies, and 115 clinical trials were selected for data extraction in the review (Figure 1). Among the 238 excluded studies, 125 were trials that did not focus on an intervention of interest, e.g. traditional Chinese medicine, and 81 were not interventional clinical trials. Among the 115 included clinical trials, 39 were registered on the US clinical trial registry and 76 on the Chinese clinical trial registry. Sponsorship was not systematically reported in the Chinese clinical trial registry preventing us from accurately analysing private or public sponsorship. We found one trial with planned inclusions in the USA (NCT04280705) while the others recruited patients in China but data were lacking in many trials.

Population and severity of disease

Children were included in two clinical trials in China, one testing darunavir with cobicistat (without age precision, NCT04252274) and one on human menstrual blood-derived stem cells (1 to 99 years old, ChiCTR2000029606). Six other planned to recruit patients aged over 15: one testing lopinavir/ritonavir and favipiravir plus alpha-Interferon atomization

(ChiCTR2000029600); one hydroxychloroquine (ChiCTR2000029740); one convalescent plasma treatment (ChiCTR2000029850); one recombinant human granulocyte-colony stimulating factor (G-CSF) (ChiCTR2000030007); one favipiravir (ChiCTR2000030113), and one human mesenchymal stem cells (ChiCTR2000030138). All the registered trials excluded pregnant women. The trials were evenly divided between the patients with moderate pneumonia (n=29, 25%), moderate or severe pneumonia (n=57, 50%), and severe pneumonia (n=29, 25%; Table 1).

Studies design

Phase IV trials were the most commonly reported study type (n=27, 23%; Table 1) before phase II (n=13, 14%) and phase III (n=9, 8%). However, most of the registered trials did not describe the phase of the study (n=62, 54%). Regarding blinding, we found 53 open-label studies (46%), 15 double-blind (13%), and 11 single-blind (10%). The vast majority of trials were randomized (n=92, 80%) with a parallel assignment between arms. The median (IQR) number of planned inclusions was 63 (36-120) with a range of 9 to 600 participants.

Treatments

Various treatments were evaluated in the clinical trials, the most frequently evaluated ones are described in Table 2. Only 52% of the clinical trials reported the treatment dose (n=60) and only 34% (n=39) the duration. A table with the detailed combination therapies and the identification of each clinical trial is available in the Supplementary material. Figure 2 reports the number of trials by the median of the total number of planned inclusions per trial for the ten most frequent therapies (stem cells therapy, lopinavir/ritonavir, chloroquine phosphate, hydroxychloroquine, favipiravir, umifenovir, plasma treatment, remdesivir, methylprednisolone, oseltamivir). Remdesivir was tested in only 5 trials, but these trials had the highest median number of planned inclusions per trial (400, IQR 394-453). At the other end of the spectrum, stem cells therapy was associated with the highest number of trials (23 trials), but with a small median number of planned inclusions per trial (40, IQR 23-60). Figure 3 shows the total number of planned inclusions and the number of clinical trials for the ten most frequently assessed treatments. Lopinavir/ritonavir was associated with the highest total number (2606) followed by remdesivir (2155) and umifenovir (1705).

Endpoints

The primary outcome was clinical in 76 studies (66%; Table 1), most of them focused on the evolution of the symptoms such as the time to clinical recovery, the proportion of patients with clinical improvement or deterioration, the length of hospitalization or the mortality. A number of scores were used as a primary outcome such as the ordinal 7-point scale adapted from WHO master protocol⁸ (10 studies), the lung injury score¹² (4 studies), the pneumonia severity index¹³ (3 studies) or the National Early Warning Score (NEWS) 2 score (2 studies).¹⁴ In other studies, the primary outcome was either virological in 27 studies (23%), radiological in nine studies (8%) or immunological in three studies (3%).

DISCUSSION

Based on the evidence available up to March 7th, 2020, stem cells therapy and lopinavir-ritonavir were the most frequently evaluated candidate therapies in terms of number of trials (23 and 15 trials respectively), whereas remdesivir was associated with the highest median number of planned inclusions per trial (400, IQR 394-453) for 5 trials only.

This review of ongoing clinical trials assessing COVID-19 treatments shows the important amount of research that is currently being conducted on this topic. However, although the number of trials identified is high, there are a number of caveats.

First, numerous treatments have been selected based on various levels of supporting preclinical data. Most of the agents evaluated in clinical trials have shown an *in vitro* antiviral activity, sometimes including coronaviruses. Lopinavir/ritonavir is tested in 15 clinical trials in this review. This combination has shown an *in vitro* activity against SARS-CoV in several studies¹⁵ and appears to have activity against MERS-CoV in animal studies¹⁶. The use of this agent for treatment of COVID-19 has been described in case reports^{17,18} and in a case series of patients infected with SARS-CoV-2 in Singapore.¹⁹ We found 18 clinical trials evaluating hydroxychloroquine or chloroquine, whose mechanism of action is similar.²⁰ The *in vitro* antiviral activity of chloroquine has been known for a long time²¹ and was described on a number of viruses including SARS-CoV.²² However, chloroquine failed to demonstrate a benefit in the treatment of viral diseases such as influenza, dengue or chikungunya.^{23–25} Regarding COVID-19, a recent publication reported an activity of chloroquine on SARS-CoV-2²⁶ and another encouraged the use of chloroquine for patients with COVID-19 on the basis of unreported clinical results.²⁷ Experts in China have suggested the use of chloroquine for patients infected with SARS-CoV-2 but no clinical data has been provided yet to support this announcement.^{28,29} Remdesivir is evaluated in 5 clinical trials but with the highest median number of planned inclusions per trial. Studies *in vitro* in human airway epithelial cell assays demonstrated that remdesivir inhibits replication of coronaviruses, including MERS-CoV.³⁰ In mouse infection models, remdesivir had therapeutic efficacy against SARS-CoV and MERS-CoV.^{30,31} In a recent non-human primate study, remdesivir treatment initiated 12 hours post inoculation with MERS-CoV provided clinical benefit with a reduction in clinical signs, reduced virus replication in the lungs, and decreased presence and severity of lung lesions.^{32,33} The rationale of using stem cell therapy is based on its immunomodulatory properties that could be interesting in severe COVID-19.^{34,35} However, stem cell-based therapies have not demonstrated an effect in treating other viral diseases and the scientific background to test them is weak. The fact that stem cell therapy, that has not shown any effect in antiviral diseases, was one of the most frequently assessed therapies is unexpected. This highlights the fact that researchers should strive to conduct clinical trials with the most promising candidates, according to *in vitro* and preclinical *in vivo* scientific data.

Second, data is often lacking regarding study designs and on the treatment being assessed, such as the dose and duration. This restricts the information available for researchers and potentially delay the finding of successful treatments. Third, most of the trials planned including a low number of patients, which reduces the robustness of the future results of those clinical trials. Although, these numbers should be taken with caution as they only represent an anticipated number of inclusions for each trial and not the actual number of patients included. Fourth, primary outcomes were very heterogeneous in the clinical trials. The use of clinical outcomes should be encouraged in a disease for which we do not know the association between viral clearance, radiological or immunological evolution and clinical status.

Due to the pandemic context associated with COVID-19, the number of clinical trials registered is increasing day after day. A previous review conducted up to February 18th, 2020 found 74 clinical trials evaluating antiviral agents or drugs.³⁶ Our review adds to this evidence by screening a larger number of clinical trial registries and reporting the studies design, randomization, allocation, and number of planned inclusions as well as treatment dose, duration, disease severity, and primary outcomes used.

This important amount of work conducted by researchers is encouraging for the therapeutic research for this new disease. However, care should be taken when designing a clinical trial in this complicated context as robust results are needed in order to be able to find the appropriate treatment. Finding the best agents for rapid implementation in clinical trials for a new outbreak is challenging. Our study underlines the need to register as much details as possible on clinical trials registries during outbreaks in order to inform the development of future trials. The scientific background supporting the use of a treatment should be clear and

detailed as much as possible. The dose and duration of drugs evaluated, as well as details on the study design, the population of interest and the primary outcome, are crucial elements that have to be shared in the context of the epidemic response. Reporting as much details as possible is key to have consistent clinical trials and to enhance the reproducibility of the results, especially as studies are more often associated with a low number of planned inclusions and composite or weak outcomes that can limit the efficacy assessment of the treatments. That is why transparency and consistency are crucial when reporting clinical trials in order to improve statistical power by conducting, for example, meta-analyses.

The development of clinical trials during an outbreak is an adaptive process and new evidence is produced at an impressive rate. A review of the strategies that are already registered in official clinical registries of clinical trials is an important asset for researchers and methodologists. These results might inform the adaptation of existing clinical trials and the development of additional trials.

Figures and tables

Figure 1: Selection process of clinical trials

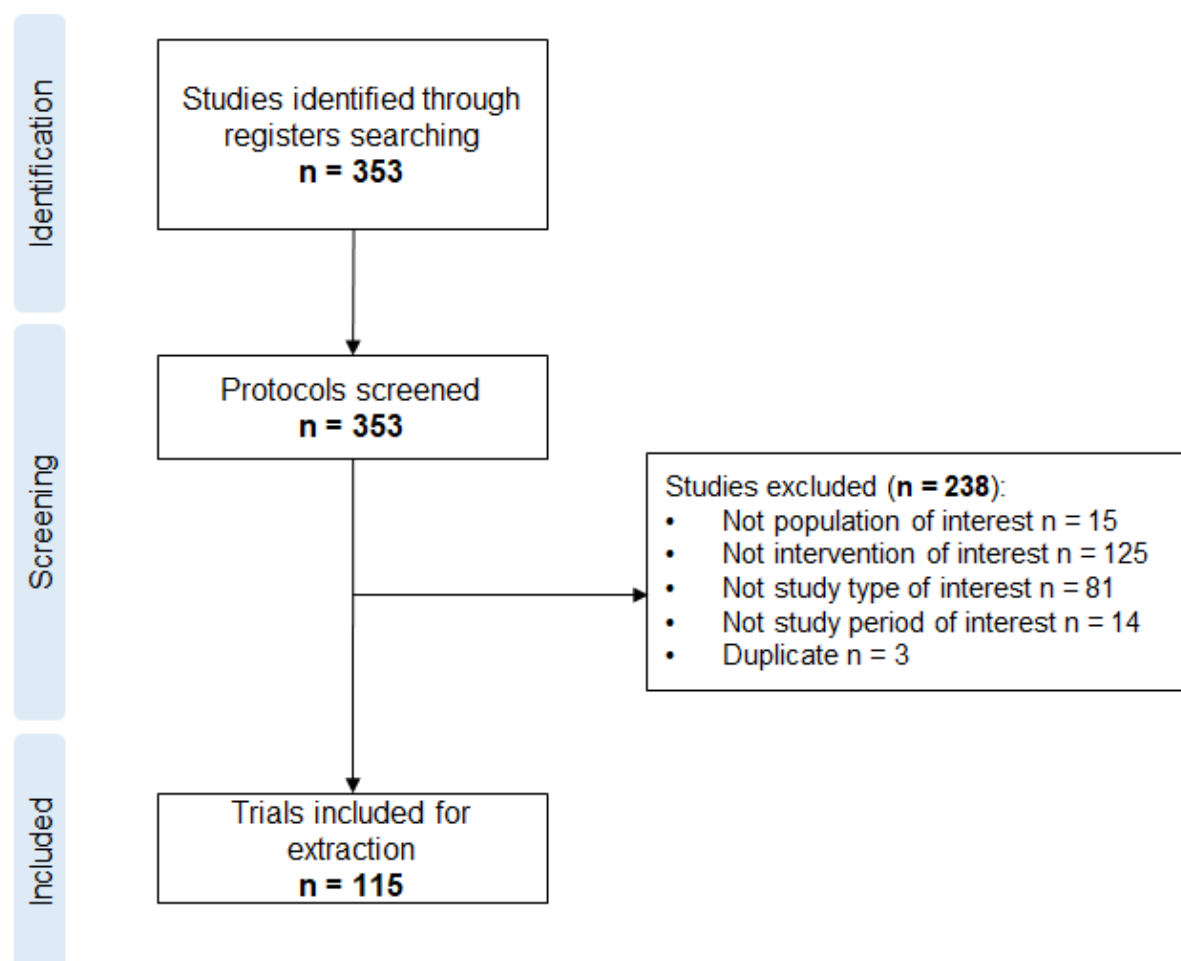


Figure 2: Number of trials reported by the median of the total number of planned inclusions per trial for the most common treatments

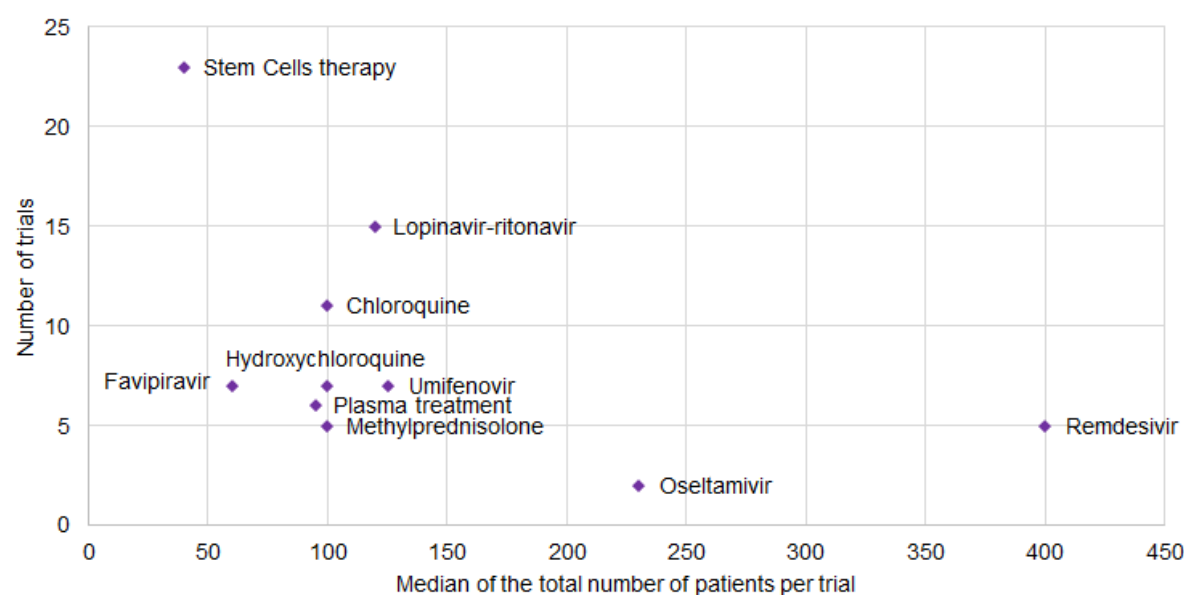
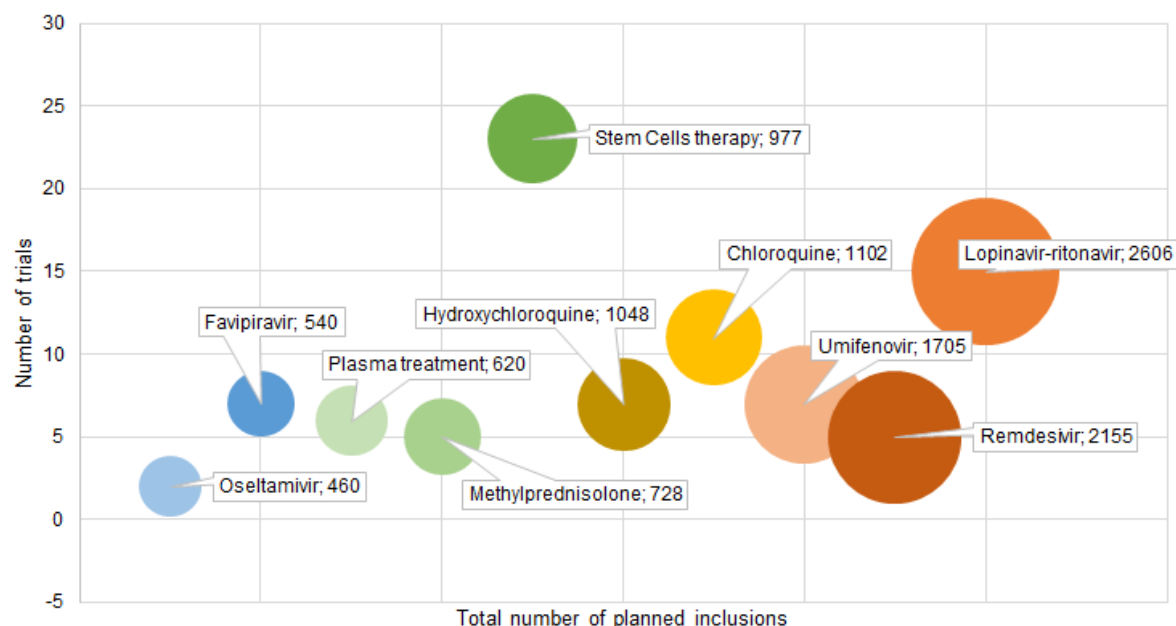


Figure 3: Number of trials per total number of planned inclusions (in all the trials) for the ten most frequently assessed treatments



The size of the circle corresponds to the addition of the total numbers of planned inclusions for all trials evaluating one of the treatments

Table 1: Description of the clinical trials registered for the treatment of COVID-19

		N = 115 (%)
Study phase		
	Phase I	4 (3)
	Phase II*	13 (14)
	Phase III**	9 (8)
	Phase IV	27 (23)
	Unspecified	62 (54)
Disease severity		
	Moderate infection only	29 (25)
	Severe or moderate infection	57 (50)
	Severe infection only	29 (25)
Study design		
	Randomized	92 (80)
	Non-randomized	12 (11)
	Single-arm	11 (10)
Blinding		
	Double-blind	15 (13)
	Single-blind	11 (10)
	Open-label	53 (46)
	Non-applicable†	6 (5)
	Unspecified	30 (26)

Total number of planned inclusions		
	<50	40 (35)
	50-100	28 (24)
	100-150	21 (18)
	150-200	3 (3)
	200-250	7 (6)
	≥250	16 (14)
Primary endpoint		
	Clinical	76 (66)
	Virological	27 (23)
	Radiological	9 (8)
	Immunological	3 (3)

*Including phase I/II trials;

**Including phase II/III trials;

†: Single-arm or factorial trials.

Table 2: Description of the antiviral agents evaluated in more than one clinical trial registered for COVID-19

Treatment	Number of randomised trials/Number of trials*	Dose**	Duration**	Median number of planned inclusions (IQR)	Severity of the disease†
Stem Cells therapy	18/23	NA	5-7 days	40 (23-60)	Moderate or severe
Lopinavir/Ritonavir	11/15	400mg/100mg oral twice a day	7-14 days	120 (80-183)	Moderate or severe
Chloroquine phosphate	8/11	500mg oral twice a day	10 days	100 (90-116)	Moderate or severe
Umifenovir	7/7	200mg oral 3 times a day	14 days	125 (80-390)	Moderate or severe
Hydroxychloroquine	7/7	200mg oral twice a day	14 days	100 (89-220)	Moderate or severe
Plasma treatment	3/7	200-500ml IV	NA	95 (38-100)	Moderate or severe
Favipiravir	6/7	1600-2400mg oral loading dosage then 200-600mg oral twice a day	10-14 days	60 (30-75)	Moderate or severe
Methylprednisolone	5/5	1mg/kg/day IV	3-7 days	100 (80-100)	Moderate or severe
Remdesivir	5/5	200mg IV loading dose on day 1, followed by 100mg IV once-daily	5-10 days	400 (394-453)	Moderate or severe
Oseltamivir	2/2	75mg oral once or twice a day	14 days	230 (145-315)	Moderate or severe
Baloxavir Marboxil	2/2	80mg oral on day 1, on day 4, and day 7	7 days	30 (30-30)	Moderate

Thalidomide	2/2	100 mg oral per day	14 days	70 (40-100)	Moderate or severe
Darunavir/cobicistat	2/2	800mg/150mg oral per day	NA	65 (30-100)	Moderate or severe
Thymosin	2/2	1.6mg SC once a day	5 days	120 (120-120)	Severe
PD-1 blocking antibody	2/2	200mg IV, one time	1 time	80 (40-120)	Severe
Tocilizumab	1/2	NA	NA	124 (60-188)	Moderate or severe
Intravenous Immunoglobulin	1/2	200-500mg/kg/d IV	3-5 days	45 (10-80)	Severe
Ozonated autohemotherapy	1/2	NA	NA	60 (60-60)	Moderate or severe
Type 1 Interferon injection	1/1	NA	NA	30 (-)	Moderate or severe
Interferon nebulization	1/1	NA	NA	100 (-)	Moderate or severe

*: We added trials using the drug alone or as part of a combination therapy

**: The most frequent among trials was selected

†: We defined severe patients as patients requiring either non-invasive ventilation, high flow oxygen devices or invasive mechanical ventilation or extracorporeal membrane oxygenation (ECMO). Patients with moderate pneumonia were patients who did not require these.

Note: IV: intravenous; SC: subcutaneous;

REFERENCES

1. Zhu N, Zhang D, Wang W, et al. A Novel Coronavirus from Patients with Pneumonia in China, 2019. *N Engl J Med*. January 2020. doi:10.1056/NEJMoa2001017
2. Shimizu K. 2019-nCoV, fake news, and racism. *The Lancet*. 2020;0(0). doi:10.1016/S0140-6736(20)30357-3
3. Natsuko Imai, Dorigatti I, Cori A, Donnelly CA, Riley S, Ferguson NM. *Report 2: Estimating the Potential Total Number of Novel Coronavirus Cases in Wuhan City, China*. <https://www.imperial.ac.uk/media/imperial-college/medicine/sph/ide/gida-fellowships/2019-nCoV-outbreak-report-22-01-2020.pdf>. Accessed February 6, 2020.
4. Pullano G, Pinotti F, Valdano E, Boëlle P-Y, Poletto C, Colizza V. Novel coronavirus (2019-nCoV) early-stage importation risk to Europe, January 2020. *Euro Surveill*. 2020;25(4). doi:10.2807/1560-7917.ES.2020.25.4.2000057
5. Nakkazi E. Randomised controlled trial begins for Ebola therapeutics. *Lancet*. 2018;392(10162):2338. doi:10.1016/S0140-6736(18)33011-3
6. Sissoko D, Laouenan C, Folkesson E, et al. Experimental Treatment with Favipiravir for Ebola Virus Disease (the JIKI Trial): A Historically Controlled, Single-Arm Proof-of-Concept Trial in Guinea. *PLoS Med*. 2016;13(3):e1001967. doi:10.1371/journal.pmed.1001967
7. Fallah MP, Skrip LA. Ebola therapies: an unconventionally calculated risk. *Lancet*. 2019;393(10174):850-852. doi:10.1016/S0140-6736(19)30160-6
8. World Health Organization. WHO R&D Blueprint novel Coronavirus COVID-19 Therapeutic Trial Synopsis. 2020. https://www.who.int/blueprint/priority-diseases/key-action/COVID-19_Treatment_Trial_Design_Master_Protocol_synopsis_Final_18022020.pdf. Accessed March 10, 2020.
9. Schardt C, Adams MB, Owens T, Keitz S, Fontelo P. Utilization of the PICO framework to improve searching PubMed for clinical questions. *BMC Medical Informatics and Decision Making*. 2007;7(1):16. doi:10.1186/1472-6947-7-16
10. Hard to swallow. *Nature*. 2007;448(7150):106-106. doi:10.1038/448106a
11. Ernst E. Homeopathy, a “helpful placebo” or an unethical intervention? *Trends in Pharmacological Sciences*. 2010;31(1):1. doi:10.1016/j.tips.2009.10.005
12. Murray JF, Matthay MA, Luce JM, Flick MR. An expanded definition of the adult respiratory distress syndrome. *Am Rev Respir Dis*. 1988;138(3):720-723. doi:10.1164/ajrccm/138.3.720
13. Fine MJ, Auble TE, Yealy DM, et al. A prediction rule to identify low-risk patients with community-acquired pneumonia. *N Engl J Med*. 1997;336(4):243-250. doi:10.1056/NEJM199701233360402
14. Royal College of Physicians. National Early Warning Score (NEWS) 2: Standardising the assessment of acute-illness severity in the NHS. 2017.
15. Groneberg DA, Poutanen SM, Low DE, Lode H, Welte T, Zabel P. Treatment and vaccines for severe acute respiratory syndrome. *Lancet Infect Dis*. 2005;5(3):147-155. doi:10.1016/S1473-3099(05)01307-1
16. Chan JF-W, Yao Y, Yeung M-L, et al. Treatment With Lopinavir/Ritonavir or Interferon-beta1b Improves Outcome of. *J Infect Dis*. 2015;212(12):1904-1913. doi:10.1093/infdis/jiv392
17. Lim J, Jeon S, Shin HY, et al. Case of the Index Patient Who Caused Tertiary Transmission of COVID-19 Infection in Korea: the Application of Lopinavir/Ritonavir for the Treatment of COVID-19 Infected Pneumonia Monitored by Quantitative RT-PCR. *J Korean Med Sci*. 2020;35(6):e79. doi:10.3346/jkms.2020.35.e79
18. Wang Z, Chen X, Lu Y, Chen F, Zhang W. Clinical characteristics and therapeutic

- procedure for four cases with 2019 novel coronavirus pneumonia receiving combined Chinese and Western medicine treatment. *Biosci Trends*. February 2020. doi:10.5582/bst.2020.01030
19. Young BE, Ong SWX, Kalimuddin S, et al. Epidemiologic Features and Clinical Course of Patients Infected With SARS-CoV-2 in Singapore. *JAMA*. March 2020. doi:10.1001/jama.2020.3204
20. Colson P, Rolain J-M, Lagier J-C, Brouqui P, Raoult D. Chloroquine and hydroxychloroquine as available weapons to fight COVID-19. *Int J Antimicrob Agents*. March 2020;105932. doi:10.1016/j.ijantimicag.2020.105932
21. Miller DK, Lenard J. Antihistaminics, local anesthetics, and other amines as antiviral agents. *PNAS*. 1981;78(6):3605-3609. doi:10.1073/pnas.78.6.3605
22. Keyaerts E, Vijgen L, Maes P, Neyts J, Ranst MV. In vitro inhibition of severe acute respiratory syndrome coronavirus by chloroquine. *Biochemical and Biophysical Research Communications*. 2004;323(1):264-268. doi:10.1016/j.bbrc.2004.08.085
23. Paton NI, Lee L, Xu Y, et al. Chloroquine for influenza prevention: a randomised, double-blind, placebo controlled trial. *The Lancet Infectious Diseases*. 2011;11(9):677-683. doi:10.1016/S1473-3099(11)70065-2
24. Tricou V, Minh NN, Van TP, et al. A Randomized Controlled Trial of Chloroquine for the Treatment of Dengue in Vietnamese Adults. *PLOS Neglected Tropical Diseases*. 2010;4(8):e785. doi:10.1371/journal.pntd.0000785
25. Roques P, Thiberville S-D, Dupuis-Maguiraga L, et al. Paradoxical Effect of Chloroquine Treatment in Enhancing Chikungunya Virus Infection. *Viruses*. 2018;10(5):268. doi:10.3390/v10050268
26. Wang M, Cao R, Zhang L, et al. Remdesivir and chloroquine effectively inhibit the recently emerged novel coronavirus (2019-nCoV) in vitro. *Cell Res*. 2020;30(3):269-271. doi:10.1038/s41422-020-0282-0
27. Gao J, Tian Z, Yang X. Breakthrough: Chloroquine phosphate has shown apparent efficacy in treatment of COVID-19 associated pneumonia in clinical studies. *BioScience Trends*. 2020;advpub. doi:10.5582/bst.2020.01047
28. Zhonghua Jie, He He, Hu Xi, Za Zhi. Multicenter Collaboration Group of Department of Science and Technology of Guangdong Province and Health Commission of Guangdong Province for Chloroquine in the Treatment of Novel Coronavirus Pneumonia. *Expert Consensus on Chloroquine Phosphate for the Treatment of Novel Coronavirus Pneumonia [in Chinese]*.; 2020. 10.3760/cma.j.issn.1001-0939.2020.0019. Accessed March 12, 2020.
29. Touret F, de Lamballerie X. Of chloroquine and COVID-19. *Antiviral Res*. 2020;177:104762. doi:10.1016/j.antiviral.2020.104762
30. Sheahan TP, Sims AC, Graham RL, et al. Broad-spectrum antiviral GS-5734 inhibits both epidemic and zoonotic coronaviruses. *Sci Transl Med*. 2017;9(396). doi:10.1126/scitranslmed.aal3653
31. Sheahan TP, Sims AC, Leist SR, et al. Comparative therapeutic efficacy of remdesivir and combination lopinavir, ritonavir, and interferon beta against MERS-CoV. *Nat Commun*. 2020;11(1):1-14. doi:10.1038/s41467-019-13940-6
32. de Wit E, Rasmussen AL, Falzarano D, et al. Middle East respiratory syndrome coronavirus (MERS-CoV) causes transient lower respiratory tract infection in rhesus macaques. *Proc Natl Acad Sci USA*. 2013;110(41):16598-16603. doi:10.1073/pnas.1310744110
33. de Wit E, Feldmann F, Cronin J, et al. Prophylactic and therapeutic remdesivir (GS-5734) treatment in the rhesus macaque model of MERS-CoV infection. *Proc Natl Acad Sci USA*. February 2020. doi:10.1073/pnas.1922083117
34. Wang M, Yuan Q, Xie L. Mesenchymal Stem Cell-Based Immunomodulation: Properties and Clinical Application. *Stem Cells Int*. 2018;2018:3057624.

doi:10.1155/2018/3057624

35. Chen C, Zhang XR, Ju ZY, He WF. [Advances in the research of cytokine storm mechanism induced by Corona Virus Disease 2019 and the corresponding immunotherapies]. *Zhonghua Shao Shang Za Zhi*. 2020;36(0):E005. doi:10.3760/cma.j.cn501120-20200224-00088

36. Zhang T, He Y, Xu W, Ma A, Yang Y, Xu K-F. Clinical trials for the treatment of Coronavirus disease 2019 (COVID-19): A rapid response to urgent need. *Sci China Life Sci*. February 2020. doi:10.1007/s11427-020-1660-2

AUTHORS CONTRIBUTIONS

Conceptualization: Belhadi D, Peiffer-Smadja N, Yazdanpanah Y, Lescure FX, Mentre F, Laouénan C

Conduct of the review: Belhadi D, Peiffer-Smadja N

Writing original draft: Belhadi D, Peiffer-Smadja N

Writing - review and editing: Belhadi D, Peiffer-Smadja N, Yazdanpanah Y, Lescure FX, Mentre F, Laouénan C

CONFLICT OF INTEREST

Yazdanpanah Y is the chair of the Global Research Collaboration for Infectious Disease Preparedness (GloPID-R) and the coordinator of REsearch and ACTION targeting emerging infectious diseases (REACTing). We declare no competing interests.