

Title Page

Manuscript title: Procurement of Pancreatic Islet Cells from Deceased Donors: Updated Data and Gaps in Reporting

Author names: David S Goldberg, MD, MSCE¹; Erin Tewksbury, MS; Matthew Wadsworth, MBA²

Author affiliations: 1-Division of Digestive Health and Liver Diseases, University of Miami Miller School of Medicine, Miami, FL; 2-Life Connection of Ohio, Toledo, OH

Corresponding author:

David Goldberg, MD, MSCE

Don Soffer Clinical Research Building

1120 NW 14th Street, Room 807

Miami, FL 33136

Phone: 305-243-7956

E-mail: dsgoldberg@miami.edu

Keywords: donation, metrics, policy

Disclosures:

Abbreviations

Centers for Medicare and Medicaid Services (CMS)

Organ procurement organizations (OPOs)

Organ Procurement and Transplantation Network (OPTN)

Integrated Islet Cell Distribution Program (IIDP)

Network for Pancreatic Organ Donors with Diabetes (nPOD)

ABSTRACT

In 2020, CMS updated the 'Final Rule' for organ procurement organizations (OPO) in 2020 to include new metrics of OPO performance with a carveout whereby pancreata procured for research count as a "donor" to reward OPOs procuring pancreata for islet cell research or transplantation. Yet data suggested OPOs took advantage of this loophole, leading to updated guidance in 2024 to require OPOs classify whether procured research pancreata were "accepted for islet cell research." Based on updated data using the new CMS codes, the increase in research pancreas procurement was nearly half previously reported, but far greater than prior to 2020. Importantly, the number of pancreata OPOs reported were accepted for islet cell research were an order of magnitude greater than what was used by the Integrated Islet Cell Distribution Program (IIDP) and the Network for Pancreatic Organ Donors with Diabetes (nPOD), the two largest sources of islet cell/pancreata for qualified researchers in the US. Inappropriate procurement of organs, and mislabeling them as being used for "islet cell research" raises questions of fraud, waste, and abuse that requires further investigation and transparency.

INTRODUCTION

The Centers for Medicare and Medicaid Services (CMS) updated the 'Final Rule' for organ procurement organizations (OPO) in 2020 to include new metrics of OPO performance with a carveout whereby pancreata procured for research count as a "donor" to reward OPOs procuring pancreata for islet cell research or transplantation.¹ Yet data suggested OPOs took advantage of this loophole,² leading to congressional inquiries. CMS updated its guidance in 2024 to require OPOs classify whether procured research pancreata were "accepted for islet cell research...for use in bona fide research conducted by a qualified researcher, such as those approved by the National Institutes of Health."³ We sought to evaluate changes in pancreas research procurement based on updated coding and compare these to publicly available data on pancreas and islet cell research.

METHODS

We conducted a retrospective cohort study following the STROBE reporting guidelines. We evaluated Organ Procurement and Transplantation Network (OPTN) data of reported research pancreata from 1/1/2018-12/31/2024. We compared these OPO-reported data to publicly available data from the Integrated Islet Cell Distribution Program (IIDP)^{4,5} and the Network for Pancreatic Organ Donors with Diabetes (nPOD).⁶

RESULTS

Based on updated OPTN data, the increase in research pancreas procurement began in 2022, rather than 2021 (Figure 1a),² and was nearly half previously reported. From 2018-2021, OPOs reported procuring pancreata for islet cell research that was 6-10 times higher than those isolated by the IIDP.⁵ Yet from 2022-2024, this discrepancy grew to a 20-30 fold difference, despite the IIDP adding centers

(Table 1).^{4,5} Since 2007, nPOD utilized pancreata from 688 donors, one-third the number of pancreata OPOs reported were accepted for islet cell research in just 2024.

The changes in reporting of research pancreata was variable across OPOs, with half of the highest-procuring OPOs revising their data to report only limited pancreata procured for research, while the other half continued to report disproportionately high numbers of procured research pancreata (Figures 2b-2d, eTable 1). In 2024, procured research pancreata were concentrated in 8 OPOs, who reported collecting 1,551 pancreata “accepted for islet” cell research, 75.6% of national data. However, the IIDP, with its 10 islet cell isolation centers, only collected 45 pancreata for islet cell isolates from these OPOs (Table 1).⁵

DISCUSSION

The CMS guidance on OPO reporting of research pancreata procurements attenuated the reported growth in research pancreata.² Yet there continues to be a dramatic increase in the number of pancreata reportedly procured for research, concentrated among 8 OPOs. Despite inquiries from the Senate Finance Committee, the disposition of these islet cells remains unclear.

Allo-islet cell transplantation, overseen by the Food and Drug Administration, remains rare (<50 cases/year). And despite the IIDP expanding from 5 to 10 isolation centers,^{4,5} OPOs report a more than 20-fold higher procurement of islet cells for research than what was used by the IIDP, with even greater differences in some OPOs. Islet cell isolation is costly and requires specialized equipment, and there are a limited number of isolation centers, with the leading centers in the IIDP.^{4,5} During this same period, nPOD reported 688 pancreata used for research (38 per year). Therefore, combining the totals from the IIDP and nPOD, there is more than a 10-fold difference in the number of pancreata OPOs

report are accepted by qualified researchers, compared to what is used by the two largest pancreata/islet cell research networks in the US. Procurement of research pancreata uses taxpayer dollars, and involves procuring organs from deceased donors. Inappropriate procurement of organs, and mislabeling them as being used for “islet cell research” raises questions of fraud, waste, and abuse that requires further investigation and transparency.

Acknowledgments

This work was supported in part by Health Resources and Services Administration contract HSH250-2019-00001C. The content is the responsibility of the authors alone and does not necessarily reflect the views or policies of the Department of Health and Human Services, nor does mention of trade names, commercial products, or organizations imply endorsement by the U.S. Government. Data on islet cell research from the IIDP were obtained from publicly available data online from the IIDP. The opinions and perspectives of these data are our own. Dr. Goldberg and Erin Tewksbury had full access to all the data in the study and takes responsibility for the integrity of the data and the accuracy of the data analysis. There was no funding organization or sponsor involved in the design and conduct of the study; collection, management, analysis, and interpretation of the data; preparation, review, or approval of the manuscript; and decision to submit the manuscript for publication.

Figures and Figure Legends

1. Figure 1 (four panels): Data on pancreata reported as procured for research purposes
 - a. Figure 1a: Annual data on research pancreas procurement and IIDP islet cells before and after the new CMS guidance; 2018-2023
 - b. Figure 1b: OPO-level data on changes in reported research pancreas procurements in 2021
 - c. Figure 1c: OPO-level data on changes in reported research pancreas procurements in 2022
 - d. Figure 1d: OPO-level data on changes in reported research pancreas procurements in 2023

References

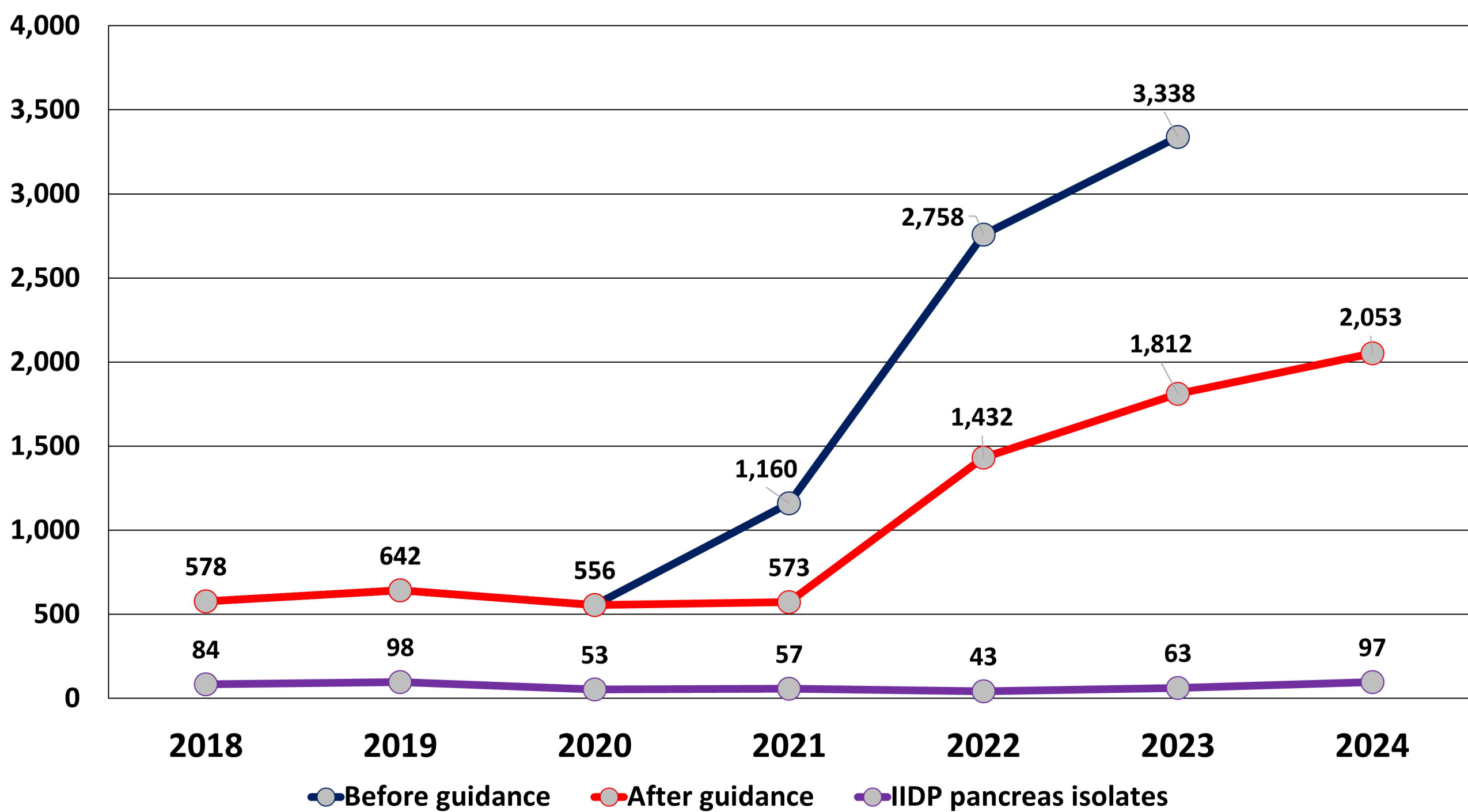
1. Center for Medicare and Medicaid Services. Organ Procurement Organization (OPO) Conditions for Coverage Final Rule: Revisions to Outcome Measures for OPOs CMS-3380-F. .
2. Goldberg DS, Lahrman DD, Wadsworth M. Procurement of Pancreatic Tissue for Research From Deceased Donors Before vs After the CMS Final Rule in 2020. *JAMA Netw Open*. Sep 5 2023;6(9):e2332395. doi:10.1001/jamanetworkopen.2023.32395
3. Department of Health & Human Services. Center for Medicare and Medicaid Services. Organ Procurement Organization (OPO) Conditions for Coverage – Reporting Data Related to Pancreata Procured for Research
4. Olack BJ, Alexander M, Swanson CJ, et al. Optimal Time to Ship Human Islets Post Tissue Culture to Maximize Islet. *Cell Transplant*. Jan-Dec 2020;29:963689720974582. doi:10.1177/0963689720974582
5. Integrated Islet Distribution Program. Program Statistics. Accessed February 7, 2025, <https://iidp.coh.org/Overview/Program-Statistics>
6. Network for Pancreatic Organ Donors with Diabetes (nPOD). Accessed February 18, 2025, <https://npod.org/>

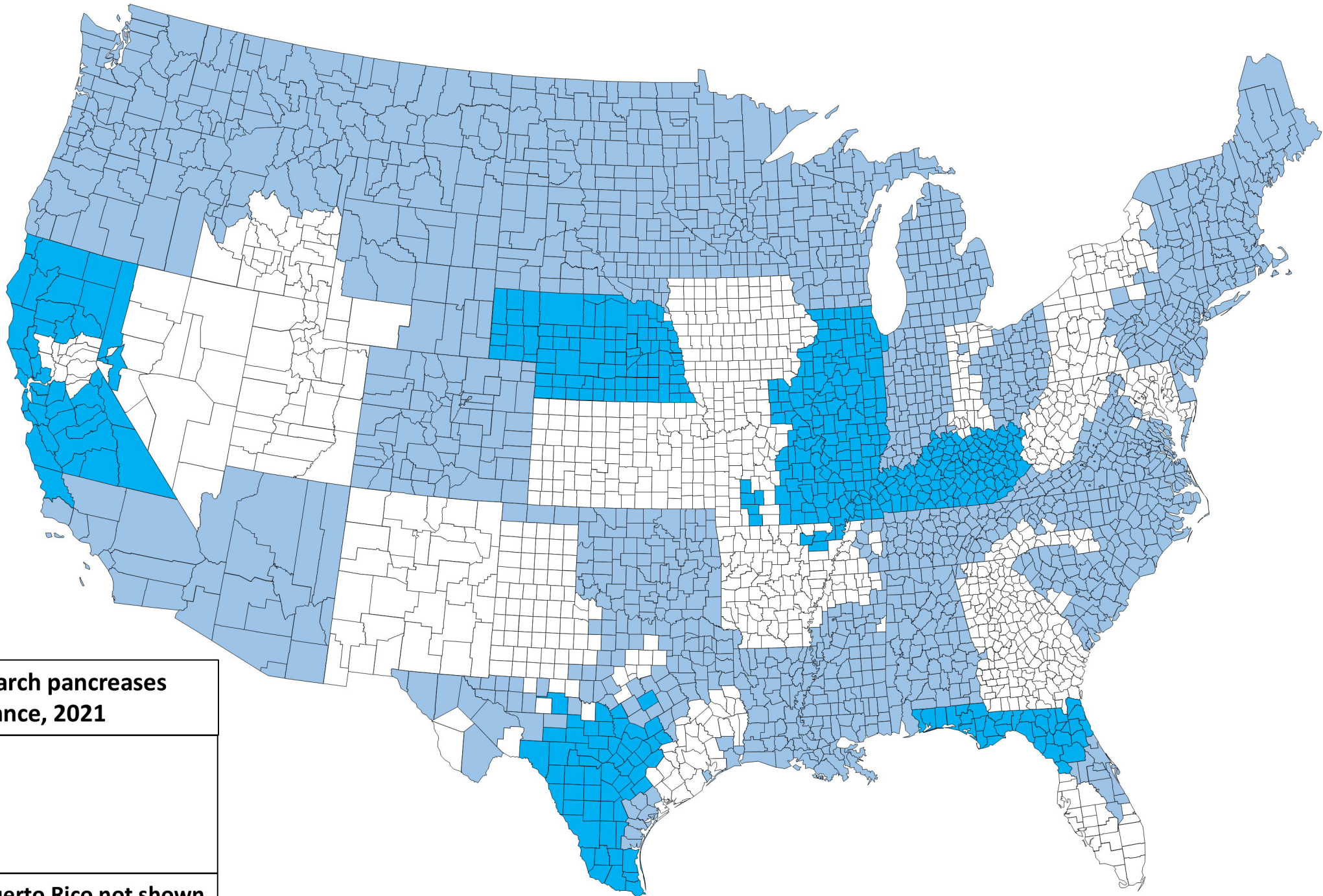
Table 1: Number of reported pancreata procured from deceased donors for islet cell research and number of pancreata with islet cells isolated by IIDP*

	2018	2019	2020	2021	2022	2023	2024
ALOB	1 (0)	4 (0)	0 (0)	1 (0)	0 (0)	0 (0)	0 (0)
AROR	0 (0)	1 (0)	1 (0)	0 (0)	0 (0)	0 (0)	0 (0)
AZOB	12 (0)	25 (1)	21 (4)	18 (6)	76 (3)	155 (0)	193 (3)
CADN	18 (3)	27 (1)	15 (2)	8 (2)	118 (0)	60 (0)	69 (1)
CAGS	4 (0)	3 (0)	3 (0)	4 (0)	3 (0)	1 (0)	2 (0)
CAOP	106 (34)	82 (41)	43 (21)	83 (28)	441 (20)	492 (26)	453 (32)
CASD	1 (0)	17 (2)	8 (0)	1 (0)	0 (3)	7 (2)	1 (2)
CORS	2 (0)	1 (0)	2 (0)	1 (0)	1 (0)	11 (1)	2 (0)
CTOP	1 (0)	0 (0)	1 (0)	NA	NA	NA	NA
DCTC	13 (0)	14 (0)	14 (0)	7 (0)	9 (0)	NA	NA
FLFH	10 (0)	10 (0)	0 (0)	21 (0)	57 (0)	37 (0)	22 (0)
FLMP	2 (1)	2 (1)	0 (0)	2 (2)	5 (0)	6 (1)	10 (5)
FLUF	4 (0)	1 (0)	5 (0)	4 (0)	0 (0)	2 (0)	1 (0)
FLWC	17 (0)	41 (0)	18 (0)	1 (0)	3 (0)	0 (0)	3 (0)
GALL	6 (0)	6 (0)	3 (0)	2 (0)	12 (0)	6 (0)	5 (10)
HIOP	0 (0)	0 (0)	0 (0)	0 (0)	0 (0)	0 (0)	0 (0)
IAOP	0 (0)	0 (0)	1 (0)	0 (0)	0 (0)	0 (0)	0 (0)
ILIP	3 (0)	11 (0)	28 (0)	11 (1)	29 (2)	13 (0)	2 (1)
INOP	2 (0)	9 (0)	5 (0)	2 (2)	12 (0)	2 (0)	137 (3)
KYDA	31 (0)	27 (0)	71 (0)	64 (0)	67 (0)	126 (1)	178 (2)
LAOP	4 (0)	6 (0)	3 (0)	3 (0)	2 (0)	3 (1)	178 (0)
MAOB	9 (0)	2 (0)	3 (0)	3 (0)	3 (0)	7 (0)	8 (1)
MDPC	1 (0)	3 (0)	2 (0)	0 (0)	0 (0)	5 (0)	10 (1)
MIOP	19 (0)	6 (0)	1 (0)	2 (0)	3 (0)	3 (0)	4 (0)
MNOP	5 (0)	2 (0)	1 (0)	0 (0)	2 (0)	3 (0)	4 (0)
MOMA	5 (0)	20 (0)	85 (0)	61 (0)	173 (0)	220 (0)	234 (0)
MSOP	1 (0)	0 (0)	12 (0)	0 (0)	2 (0)	0 (0)	3 (0)
MWOB	7 (0)	6 (0)	3 (0)	3 (0)	1 (0)	2 (0)	45 (0)
NCCM	2 (0)	0 (0)	1 (0)	50 (0)	66 (0)	45 (0)	40 (0)
NCNC	22 (1)	13 (0)	6 (0)	2 (0)	6 (0)	24 (1)	26 (1)
NEOR	23 (0)	29 (0)	14 (0)	0 (0)	0 (0)	0 (0)	0 (0)
NJTO	1 (0)	1 (0)	23 (0)	26 (0)	73 (0)	101 (0)	46 (0)
NMOP	0 (0)	1 (0)	0 (0)	0 (0)	0 (0)	0 (0)	0 (0)
NVLV	3 (0)	5 (0)	7 (1)	4 (1)	1 (0)	1 (0)	3 (1)
NYAP	12 (0)	3 (0)	3 (0)	0 (0)	0 (0)	2 (0)	1 (0)
NYFL	1 (0)	0 (0)	0 (0)	0 (0)	0 (0)	2 (0)	1 (0)
NYRT	45 (0)	30 (0)	23 (0)	36 (0)	40 (0)	54 (0)	35 (0)
NYWN	1 (0)	0 (0)	0 (0)	0 (0)	0 (0)	0 (0)	0 (0)
OHLB	3 (0)	1 (0)	1 (0)	1 (0)	29 (0)	127 (0)	91 (0)
OHLC	2 (0)	2 (0)	3 (0)	0 (0)	2 (0)	2 (0)	4 (0)
OHLP	0 (0)	4 (0)	1 (0)	1 (0)	40 (0)	110 (1)	87 (5)
OHOV	2 (0)	0 (0)	1 (0)	41 (0)	48 (0)	70 (0)	NA (0)
OKOP	6 (0)	1 (0)	1 (0)	1 (0)	1 (0)	3 (0)	20 (0)
ORUO	15 (0)	62 (0)	13 (0)	10 (1)	8 (1)	3 (0)	3 (0)
PADV	18 (1)	18 (10)	24 (4)	20 (9)	17 (4)	19 (2)	28 (12)
PATF	21 (0)	25 (0)	15 (0)	29 (0)	30 (4)	33 (11)	50 (7)

PRL	1 (0)	3 (0)	2 (0)	0 (0)	0 (0)	0 (0)	0 (0)
SCOP	5 (0)	8 (0)	0 (0)	3 (0)	0 (0)	0 (0)	0 (0)
TNDS	3 (0)	5 (0)	0 (0)	0 (0)	3 (0)	3 (0)	3 (0)
TNMS	1 (0)	1 (0)	2 (0)	1 (0)	3 (0)	0 (0)	2 (0)
TXGC	17 (1)	16 (2)	10 (0)	7 (0)	6 (0)	4 (0)	2 (2)
TXSA	13 (1)	7 (0)	4 (1)	2 (0)	1 (0)	3 (0)	2 (0)
TXSB	9 (0)	12 (0)	5 (0)	5 (0)	10 (0)	10 (1)	3 (1)
UTOP	3 (0)	3 (0)	3 (0)	4 (0)	1 (0)	3 (0)	7 (0)
VATB	24 (0)	16 (0)	6 (0)	0 (0)	0 (0)	0 (0)	1 (0)
WALC	5 (0)	25 (0)	26 (0)	1 (0)	0 (0)	4 (4)	0 (0)
WIDN	3 (1)	2 (1)	0 (0)	2 (0)	9 (0)	7 (3)	7 (2)
WIUW	33 (2)	23 (9)	13 (6)	25 (1)	19 (2)	21 (6)	27 (9)
National	578 (84)	642 (98)	556 (53)	573 (57)	1,432 (43)	1,812 (63)	2,053 (97)

* Number of research pancreata reported by OPOs to the OPTN. Data from 2021-2024 are based on updated coding where OPO report pancreata "accepted for islet cell research." Data on pancreata with islet cells isolated by the IIDP shown in parentheses and publicly available from the IIDP.^{4,5}

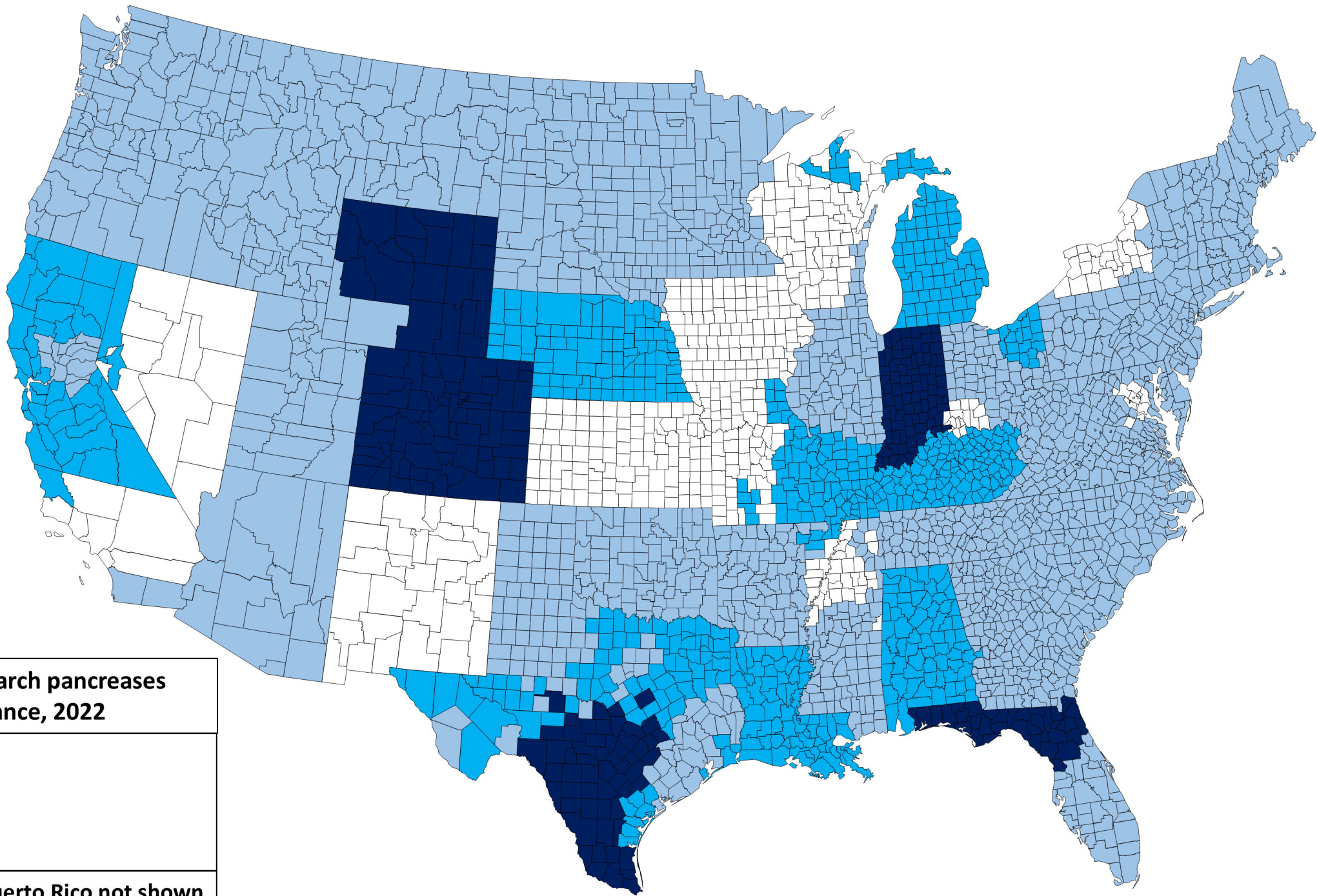




**Decrease in research pancreases
after OPTN guidance, 2021**

- No change
- 1-25
- 26-99
- ≥100

Alaska, Hawaii, Puerto Rico not shown



**Decrease in research pancreases
after OPTN guidance, 2022**

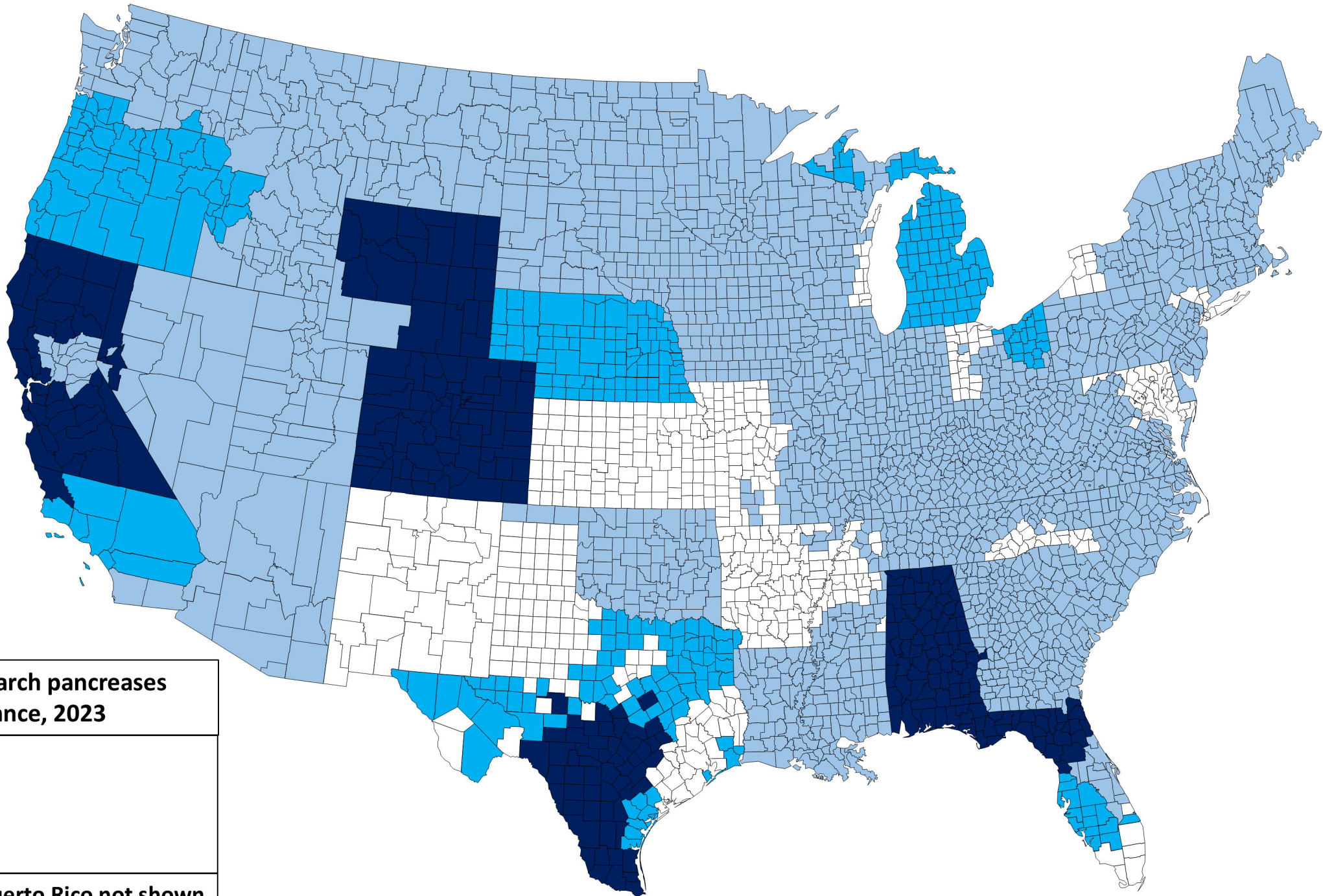
- No change
- 1-25
- 26-99
- ≥ 100

Alaska, Hawaii, Puerto Rico not shown

**Decrease in research pancreases
after OPTN guidance, 2023**

- No change
- 1-25
- 26-99
- ≥ 100

Alaska, Hawaii, Puerto Rico not shown



eTable 1: Data on reported research pancreata before and after CMS 8/2024 guidance

OPO	Research pancreata before guidance			Research pancreata after guidance			Δ research pancreata after guidance		
	2021	2022	2023	2021	2022	2023	2021	2022	2023
ALOB	9	59	226	1	0	0	-8	-59	
AROR	0	1	0	0	0	0	0	-1	0
AZOB	26	83	161	18	76	155	-8	-7	-6
CADN	68	194	182	8	118	60	-60	-76	
CAGS	4	4	2	4	3	1	0	-1	-1
CAOP	90	441	520	83	441	492	-7	0	-28
CASD	3	21	11	1	0	7	-2	-21	-4
CORS	2	130	148	1	1	11	-1		
FLFH	28	68	56	21	57	37	-7	-11	-19
FLMP	2	6	6	2	5	6	0	-1	0
FLUF	98	176	230	4	0	2	-94		
FLWC	1	11	48	1	3	0	0	-8	-48
GALL	2	21	29	2	12	6	0	-9	-23
HIOP	0	0	0	0	0	0	0	0	0
IAOP	0	0	7	0	0	0	0	0	-7
ILIP	63	44	30	11	29	13	-52	-15	-17
INOP	17	144	12	2	12	2	-15		-10
KYDA	105	114	151	64	67	126	-41	-47	-25
LAOP	4	35	11	3	2	3	-1	-33	-8
MAOB	4	20	21	3	3	7	-1	-17	-14
MDPC	0	1	5	0	0	5	0	-1	0
MIOP	13	36	76	2	3	3	-11	-33	-73
MNOP	8	12	19	0	2	3	-8	-10	-16
MOMA	138	215	240	61	173	220	-77	-42	-20
MSOP	22	15	4	0	2	0	-22	-13	-4
MWOB	3	1	2	3	1	2	0	0	0
NCCM	50	67	45	50	66	45	0	-1	0
NCNC	4	7	30	2	6	24	-2	-1	-6
NEOR	37	55	26	0	0	0	-37	-55	-26
NJTO	44	84	116	26	73	101	-18	-11	-15
NMOP	0	0	0	0	0	0	0	0	0
NVLV	4	1	21	4	1	1	0	0	-20
NYAP	1	2	9	0	0	2	-1	-2	-7
NYFL	0	0	6	0	0	2	0	0	-4
NYRT	37	41	54	36	40	54	-1	-1	0
NYWN	0	0	0	0	0	0	0	0	0
OHLB	2	63	172	1	29	127	-1	-34	-45
OHLC	0	3	2	0	2	2	0	-1	0
OHLP	13	64	114	1	40	110	-12	-24	-4
OHOV	41	48	72	41	48	70	0	0	-2
OKOP	5	24	4	1	1	3	-4	-23	-1
ORUO	26	30	47	10	8	3	-16	-22	-44
PADV	23	19	21	20	17	19	-3	-2	-2
PATF	29	33	34	29	30	33	0	-3	-1
PRLI	2	35	83	0	0	0	-2	-35	-83
SCOP	4	1	3	3	0	0	-1	-1	-3
TNDS	2	4	4	0	3	3	-2	-1	-1
TNMS	1	3	0	1	3	0	0	0	0
TXGC	7	10	4	7	6	4	0	-4	0

TXSA	55	174	192	2	1	3	-53		
TXSB	8	66	38	5	10	10	-3	-56	-28
UTOP	4	7	7	4	1	3	0	-6	-4
VATB	1	3	2	0	0	0	-1	-3	-2
WALC	6	5	6	1	0	4	-5	-5	-2
WIDN	9	22	7	2	9	7	-7	-13	0
WIUW	27	19	22	25	19	21	-2	0	-1