

1
2
3
4
5
6
7
8
9
10
11
12
13
14
15
16
17
18
19
20
21
22
23
24
25
26
27
28
29
30
31
32
33
34
35
36
37
38
39
40
41
42
43
44
45
46
47
48
49
50
51

Psilocybin-Assisted Group Psychotherapy + Mindfulness Based Stress Reduction (MBSR) for Frontline Healthcare Provider COVID-19 Related Depression and Burnout: A Randomized Clinical Trial

Benjamin R. Lewis MD
Associate Professor of Psychiatry
Huntsman Mental Health Institute
University of Utah

John Hendrick MD
Assistant Professor Department of Internal Medicine, Section of Palliative Medicine
University of Utah, and George E Whalen Veterans Affairs Hospital, Geriatrics Extended Care

Kevin Byrne MD
Assistant Professor of Psychiatry
Huntsman Mental Health Institute
University of Utah

Madeleine Odette MSPH
Research Coordinator
Huntsman Mental Health Institute
University of Utah

Chorong Wu PhD
Division of Epidemiology, Department of Internal Medicine
University of Utah

Eric L. Garland PhD
Endowed Professor in Health Sciences, Sanford Institute for Empathy and Compassion
Professor, Department of Psychiatry
University of California San Diego

Location of Work and Corresponding Author:

Benjamin R. Lewis MD
Huntsman Mental Health Institute
501 Chipeta Way
Salt Lake City, UT. 84108
ben.lewis@hsc.utah.edu

Previous Presentation: None

52
53
54
55
56
57
58
59
60
61
62
63
64
65
66
67
68
69
70
71
72
73
74
75
76
77
78
79
80
81
82
83
84
85
86
87
88
89
90
91
92
93
94
95
96
97
98
99

Acknowledgements:

Funding:

The Heffter Research Institute

This investigation was supported by the University of Utah population Health Research (PHR) Foundation, with funding in part from the National Center for Advancing Translational Sciences of the National Institutes of Health under Award Number UL1TR002538. E.L.G. was supported by R01DA058621 and UG3DA062106 during the preparation of this manuscript. The content is solely the responsibility of the authors and does not necessarily represent the official views of the National Institutes of Health.

Study Drug Supply:

Usona Institute

100 **Abstract**

101

102

103 **Objective**

104 This clinical trial sought to evaluate the safety and preliminary efficacy of psilocybin and MBSR
105 for frontline healthcare providers with symptoms of depression and burnout related to the
106 COVID-19 pandemic.

107 **Methods**

108 This was a randomized controlled trial that enrolled physicians and nurses with frontline clinical
109 work during the COVID-19 pandemic and symptoms of depression and burnout. Participants
110 were randomized in a 1:1 ratio to either an 8-week MBSR curriculum alone or an 8-week MBSR
111 curriculum plus group psilocybin-assisted psychotherapy (PAP) with 25mg psilocybin.
112 Symptoms of depression and burnout were assessed at baseline, and 2-weeks and 6-months
113 post intervention utilizing the Quick Inventory of Depressive Symptoms (QIDS-SR-16) and
114 Maslach Burnout Inventory Human Services Survey for Medical Professionals (MBI-HSS-MP),
115 respectively. Secondary outcome measures included the Demoralization Scale (DS-II) and the
116 Watt's Connectedness Scale (WCS). Adverse events and suicidality were assessed through 6-
117 month follow-up.

118 **Results**

119 25 participants were enrolled and randomized. There were 12 study-related AEs recorded that
120 were Grade 1-2 and no serious AEs. There was larger decrease in QIDS score for the
121 MBSR+PAP arm compared to MBSR-only from baseline to 2-weeks post-intervention and
122 significant between-group differences favoring MBSR+PAP on subscales of the MBI-HSS-MP
123 as well as the DS-II and WCS.

124 **Conclusions**

125 Group psilocybin-assisted therapy plus MBSR was associated with clinically significant
126 improvement in depressive symptoms without serious adverse events and with greater
127 reduction in symptoms than MBSR alone. Study findings suggest that integrating psilocybin with
128 mindfulness training may represent a promising treatment for depression and burnout among
129 physicians and nurses.

130

131

132

133

134

135

136

137

138

139

140

141

142

143

144

145

146

147

148

149 INTRODUCTION

150 Depression and burnout among physicians and nurses have been recognized as worsening
151 crises in the U.S. medical system. These issues have been exacerbated by the SARS-CoV-2
152 pandemic, where chronic, system-dependent stressors were coupled with dramatic increases in
153 clinical demand, limited resources and resource rationing, assumption of increased personal
154 risk, and increasing difficulties in balancing family life and professional responsibilities.(1–6)
155 Burnout is a recognized psychological syndrome characterized by emotional exhaustion,
156 depersonalization, and reduced personal accomplishment (7) and may lead to a sense of
157 disconnection in the clinician-patient relationship. Mindfulness, a mental training practice
158 involving present-moment, nonjudgmental awareness of thoughts and emotions, may be a
159 promising means of addressing depression and burnout among healthcare providers.

160 Mindfulness-Based Stress Reduction (MBSR) is a well-established, evidence-based
161 mindfulness training program that has been shown to reduce symptoms of depression, anxiety,
162 and burnout as well as other mental health conditions among patients(8) and healthcare
163 providers.(9–11) Similarly, psychedelics such as psilocybin have demonstrated efficacy in
164 treating depressive symptoms.(12–14) There is increasing scientific interest in the potential
165 synergy between mindfulness training and psychedelics.(15–22) Mindfulness and psychedelics
166 appear to activate overlapping brain circuits(23) and theorists suggest that psychedelic
167 experiences may deepen or help cultivate mindfulness skills.(16) Moreover, administering
168 psychedelic-assisted therapy within the context of mindfulness training may lead to more
169 durable therapeutic effects.

170 There has been one published randomized controlled trial of individual format psilocybin-
171 assisted therapy for symptoms of depression and burnout in frontline healthcare providers.(24)
172 This study demonstrated a significant reduction in depressive symptoms for the psilocybin
173 treatment group at the 28-day follow up time point and suggested this treatment modality may

174 be an effective intervention for providers dealing with depressive symptoms in the post-
175 pandemic milieu.

176 However, this prior study – as with most studies of psilocybin-assisted psychotherapy (PAP) to
177 date – did not involve an active treatment control and also employed an individual PAP format
178 with a 2:1 therapist-to-participant ratio. This delivery format significantly limits scalability and
179 accessibility of this resource-intensive treatment and precludes possible therapeutic aspects of
180 group-based interventions for conditions (like depression and burnout) characterized in part by a
181 sense of isolation and lack of connection. To date, there have been three prior psilocybin trials
182 employing variations on group format interventions.(25–27) There are compelling reasons to
183 hypothesize that group-based psilocybin-assisted psychotherapy (PAP) may offer a uniquely
184 effective way of augmenting the benefits of mindfulness interventions as well as improving
185 symptoms of burnout.

186 Here we conducted the first randomized controlled trial (RCT) of MBSR vs. MBSR + PAP in a
187 group format for frontline physicians and nurses experiencing burnout and depression related to
188 the COVID-19 pandemic. This study design employing an evidence-based psychotherapeutic
189 intervention with an active control condition responds directly to recent recommendations by
190 Seybert et al. who present a call to the field to clearly specify and examine optimal
191 psychotherapeutic adjuncts to psilocybin treatments.(28)

192

193 **METHODS**

194 **Study Design, Setting, Participants**

195 This parallel randomized controlled trial (NCT05557643) investigated the safety and preliminary
196 efficacy of MBSR+PAP vs. MBSR for health care providers with a DSM-5 depressive disorder
197 and symptoms of burnout as measured by the Maslach Burnout Inventory Human Services
198 Survey for Medical Professionals (MBI-HSS-MP). Patients were recruited from December, 2022

199 to February, 2024. The University of Utah institutional review board approved the protocol. The
200 study was registered on www.clinicaltrials.gov: ClinicalTrials.gov Identifier: NCT05557643,
201 <https://clinicaltrials.gov/study/NCT05557643?term=NCT05557643&rank=1>. All study processes
202 were conducted at the University of Utah Huntsman Mental Health Institute.
203 Eligible participants were physicians (MDs) or nurses (RNs) with at least one month of frontline
204 COVID-19 patient contact, who met DSM-5 criteria for a depressive disorder (PHQ-9 score ≥ 10)
205 and had MBI-HSS-MP scores of ≥ 27 on the Emotional Exhaustion subscale and high scores on
206 either the Depersonalization (≥ 13) or Personal Accomplishment subscales (≤ 21). Exclusion
207 criteria included history of psychosis or mania, family history of first degree relative with a
208 psychotic disorder, recent use of excluded psychiatric medications, active substance use
209 disorder, and suicidal behavior. The Columbia Suicide Severity Rating Scale (C-SSRS)
210 screening version was administered during screening to assess suicidality. Participants
211 randomized to MBSR+PAP were required to taper existing antidepressant medications (n=2).
212 After obtaining informed consent, coordinators collected demographic information.

213

214 **Masking and Randomization**

215 Before randomization, participants completed a preference/credibility/expectancy assessment,
216 metabolic panel, urine drug screen, and pregnancy test (if applicable). An investigator
217 uninvolved in assessments or analysis generated treatment allocations to MBSR+PAP or MBSR
218 with random assignment (1:1 ratio) in blocks of 3-5 per study arm per cohort. Treatment
219 allocation was assigned to participants with sealed envelopes. Assessments were conducted as
220 self-report measures by participants. To maintain blinding, the study key with allocations was
221 inaccessible to the statistician until study completion. No placebo drug control was used and
222 thus participants were not blinded to psychedelic treatment.

223

224 **Interventions**

225 Participants enrolled were enrolled in a standard MBSR course, involving eight weekly, two-hour
226 group sessions in which mindfulness meditation training (e.g., mindful breathing, body scan)
227 and psychoeducation were provided.(29) For participants randomized to the MBSR+PAP arm,
228 the psilocybin intervention began after four weeks of MBSR and included three group
229 preparatory sessions over a one week period, a group dosing session (following established
230 group PAP protocols)(25,30) and three group integration sessions over a two week period
231 **(Figure 1)**. See **Supplement 2** for a full, detailed description of the group psilocybin intervention
232 per recommendations by Seybert et al.(28) Each participant in the MBSR+PAP arm was paired
233 with an individual therapist, and preparatory and integration sessions included a 30-minute one-
234 on-one 'break-out' session with their assigned therapist. Group therapy followed a supportive-
235 expressive model. Therapist engagement during the dosing session was supportive and
236 nondirective. During psilocybin dosing, vital signs were monitored every 30 minutes for the first
237 two hours, then hourly. Each participant completed AE assessments, the C-SSRS, and had a
238 clinical evaluation to ensure safety prior to departure from the site. Participants in the MBSR-
239 only arm attended an in-person all-day silent meditation retreat concurrent with the psilocybin
240 dosing day. For the MBSR+PAP arm, three integration sessions were held on days 2, 6, and 13
241 post-dosing. The Group PAP Protocol can be found in the Supplementary Appendix.

242 **Safety and Feasibility Outcomes**

243 Feasibility was measured by recruitment, retention, and completion rates, with a target of at
244 least 66% attendance at MBSR sessions for both study arms and 75% attendance at
245 preparatory and integration sessions for the MBSR+PAP arm. AEs were evaluated at weeks 1,
246 3, 5, 6, 7, 8, 9, 11 and 6-months and categorized using Common Terminology Criteria for
247 Adverse Events version 5 (CTCAE v.5). The C-SSRS was administered at screening, weeks 1,
248 6, 8, 9, 11, and 6-months.

249

250 **Clinical Outcomes**

251 Outcome measures were collected at baseline, 2-weeks, and 6-months post-intervention. The
252 primary clinical endpoint was reduction in Quick Inventory of Depressive Symptoms (QIDS-SR-
253 16)(31) scores at 2-weeks post-intervention.

254 **Primary Outcome Measure Justification**

255 The Quick Inventory of Depressive Symptomatology-Self Report (QIDS-SR-16) was chosen as
256 the primary outcome measure for this study due to its robust psychometric properties, its wide
257 acceptance in clinical and research settings, and its ease of administration. The QIDS-SR-16 is
258 a 16-item brief, self-administered instrument designed to assess the severity of depressive
259 symptoms along nine DSM-based symptom domains of major depressive disorder. It is
260 translated into multiple languages (including Spanish, French, German, and Chinese). Each
261 symptom domain is represented by 1-4 items, with scores ranging from 0-3 per domain and a
262 total score of 0-27, with higher scores indicating more severe depressive symptoms. The QIDS-
263 SR-16 has excellent reliability and validity across various populations with high internal
264 consistency (Cronbach's alpha typically exceeding 0.85) and correlates highly with other
265 established clinician-administered depression measures such as the HAM-D.(31) There is a
266 precedent for using this tool in previous studies with psilocybin-assisted therapy.(32) A 3.5 point
267 reduction on the QIDS-SR-16 is considered a clinically significant reduction and total score can
268 be interpreted using standard severity ranges (0-5 no depression, 6-10 mild depression, 11-15
269 moderate depression, 16-20 severe depression, 21-27 very severe depression). This
270 established interpretability facilitates making meaningful conclusions regarding treatment effect.
271 The self-reported format of this tool increases ease of administration, enhances autonomy, and
272 minimizes observer bias. The QIDS-SR-16 is available free of charge for academic institutions
273 with a Master User License Agreement through MAPI Trust (www.mapi-trust.org).

274

275 The key secondary clinical outcome was the MBI-HSS-MP, which includes 3 subscales:
276 emotional exhaustion, depersonalization, and personal achievement.(33) Additional secondary
277 outcomes included the Demoralization Scale (DS-II),(34) and the Watts Connectedness Scale,
278 a self-report questionnaire measuring connectedness to self, others, and world that includes a
279 General Connectedness Scale and subscales of Connectedness to Self (CTS), Connectedness
280 to Others (CTO), and Connectedness to World (CTW).(35) Expectancy was assessed using the
281 Credibility/Expectancy Questionnaire(36) prior to randomization and after participants learned of
282 their random assignment. Experiential measures including the Mystical Experience
283 Questionnaire (MEQ-30)(37), Challenging Experience Questionnaire (CEQ)(38), and NADA-
284 state(39) were administered at the end of either the psilocybin dosing day or the MBSR
285 meditation retreat to all participants.

286 **Statistical Analysis**

287 A meta-analysis examining the effects of psilocybin on depressive symptoms reported an effect
288 size of Cohen's $d=1.29$. (40) Anticipating an 18% drop out rate (consistent with prior PAP
289 studies), with an effect size of 1.0 and $\alpha=0.05$, a sample size of 24 patients would provide
290 80% power to detect between-groups differences in the primary efficacy outcome.

291
292 The intent-to-treat analysis on all efficacy outcomes included all randomized participants
293 (N=25). The per-protocol analysis (N=20) included participants in the MBSR arm who completed
294 two-thirds of the MBSR sessions and, for those in the MBSR+PAR arm, psilocybin dosing and
295 two-thirds of the preparatory and integration sessions. Analyses were conducted with linear
296 mixed models (LMMs) with maximum likelihood estimation. Models specified random intercepts.
297 Time point was treated as a categorical variable and the interaction between treatment arm and
298 time point was included to evaluate between-group changes in outcomes over time. The effect

299 of post-randomization expectancy on change in QIDS-SR-16 score from baseline to the 2-week
300 endpoint was assessed using correlation analyses on both study arms.

301 The correlation between experiential scales (MEQ-30, CEQ, and NADA-state) were evaluated
302 using linear regression and summarized with Pearson coefficients.

303 Statistical analyses were carried out using R 4.4.0 (R Core Team, 2024, with a significance level
304 set at $\alpha = 0.05$.

305 **RESULTS**

306 *Participants*

307 We assessed 420 patients for eligibility (**Figure 2**), and enrolled 25. Mean (SD) participant age
308 was 40.4 (SD 8.4) in the MBSR-only arm and 47.4 (SD 10.9) in the MBSR+PAP arm. 72% of
309 participants were women and the majority (96%) were white. Of the enrolled sample, 10 were
310 MDs and 15 were RNs. The mean QIDS-SR-16 score at baseline was 12.3 (SD 3.9), indicating
311 moderate depression(31) with no significant difference between study arms. The majority (88%)
312 of participants had a lifetime history of antidepressant use. One participant dropped out of the
313 MBSR+PAP arm and two participants dropped out of the MBSR-only arm (**Figure 2**) due to
314 inability to adhere to the time commitments. No participants withdrew due to an AE. There was
315 no significant between-groups difference in preference for study arm assignment. Baseline
316 characteristics of the intent-to-treat (ITT) sample are provided in **Table 1**.

317

318

319

320

321

322

Category	Characteristic	MBSR only (n=12)	MBSR + PAP (n=13)
Demographics	Age– mean (range)	40 (32-49)	47 (36-58)
	Female sex– no. (%)	6 (50%)	12 (92%)
	White race– no. (%)	11 (92%)	13 (100%)
Specialty	MD no. (%)	5 (42%)	5 (38%)
	RN no. (%)	7 (58%)	8 (62%)
	Emergency Medicine	2	4
	Oncology	2	1
	Palliative Care	0	1
	Psychiatry	1	3
	Anesthesiology	3	0
	Critical Care	1	1
	Surgery	1	0
	Urology	1	0
	Pediatrics	0	1
	Neurology	1	0
	Internal Medicine	1	0
	Primary Care	0	1
Psychiatric Diagnoses (1)	Major depressive disorder– no. (%)	11 (92%)	13 (100%)
	Adjustment disorder, with depressed mood– no. (%)	1 (8%)	0
	Adjustment disorder, with mixed anxiety and depressed mood– no. (%)	0	0
Treatment and Substance Use History	Prior Psychotropic Medication– no. (%) (2)	10 (83%)	12 (92%)
	Prior Psychedelic Use– no. (%)	6 (50%)	6 (46%)
	Current Cannabis Use– no. (%)	4 (33%)	5 (38%)
	Current Alcohol Use– no. (%)	8 (67%)	10 (77%)
Baseline Depression and Burnout Scores	QIDS-SR-16 – (SD)	12.5 (2.9)	12.1 (4.7)
	MBI(EE), MBI(DP), MBI(PA) -(SD)	42.8(7.4),16(7.1),31.7(7.8)	42.2(8.6), 17.8(6.2), 28.4(8.8)

323 **Table 1. Demographic and Clinical Characteristics of Participants at Baseline.**

324 (1) As determined by chart review and screening visit MD assessment.

325 (2) Two participants randomized to MBSR+PAP arm required tapering of antidepressants. Participants randomized to MBSR-

326 only were not required to taper existing antidepressant treatments.

327 Abbreviations: QIDS-SR-16 = Quick Inventory of Depressive Symptomatology – Self-Report (16-item); MBI (EE),

328 Emotional Exhaustion Subscale of MBI. MBI (DP), Depersonalization Subscale of MBI. MBI (PA), Personal

329 Accomplishment Subscale of MBI.

330 **Safety and Feasibility**

331 All study-related AEs were Grade 1 or 2 per CTCAE v.5.0 categorization, and 12 related AEs
 332 were reported (**Table 2**). There were no incidences of emergent suicidality or self-injurious
 333 behaviors in either study arm. There were no clinically significant changes in vital signs during
 334 psilocybin dosing that required emergent PRN antihypertensive use. The three reported

335 instances of nausea during the psilocybin session were self-limited and did not require anti-
 336 emetic administration. There were no administrations of pro re nata (PRN) lorazepam for acute
 337 anxiety.

	MBSR (n=12) No. (%)	PAP (n=13) No. (%)
At least one AE	4 (33)	13 (100)
At least one related AE	2 (17)	6 (46)
At least one serious AE	0 (0)	0 (0)
AE severity		
Mild	6	9
Moderate	7	39
Severe	0	0
Study-related AE severity		
Mild	1	11
Moderate	1	3
Severe	0	0
Study-related AEs		
Headache	0	4
Anxiety	2	3
Nausea	0	2
Hot flashes	0	1
Marital conflict	0	1
Dizziness	0	1
Rhinorrea/lacrimation	0	1
Malaise (related to stopping SSRI)	0	1
Drug-related AEs		
Headache	NA	3
Nausea	NA	2
Hot flashes	NA	1
Anxiety	NA	1
Dizziness	NA	1
Rhinorrea/lacrimation	NA	1

338 **Table 2. Study-Related Adverse Events**

339

340 In the MBSR+PAP arm there was 100% attendance of the three preparatory sessions, 100%

341 attendance of the dosing session, and 97.2% attendance of the three integration sessions.

342 Attendance of scheduled MBSR sessions was 80.9% across both arms; two participants did not

343 attend at least two-thirds of scheduled MBSR sessions and were not included in the per-

344 protocol analysis (**eTable 9, Supplement 1**).

345

346 *Preliminary Efficacy*

347 The MBSR+PAP arm evidenced significantly greater reduction in QIDS-SR-16 scores than the

348 MBSR-only arm from baseline to the primary 2-weeks post-intervention endpoint between-

349 groups effect=4.6, 95% CI=1.51-7.70, p=0.004, d=1.04). A 3.5 point decrease is considered a

350 clinically significant reduction on the QIDS-SR-16(31); MBSR+PAP reduced QIDS-SR-16

351 scores by 7.26 points (SE=1.04) compared with a 2.66 point (SE=1.14) reduction in the MBSR-

352 only condition at the 2-week endpoint. Mean QIDS-SR-16 score at the 2-week endpoint was

353 4.75 (SD=2.4) for the MBSR+PAP condition: a score of 5 or lower on this scale is considered

354 evidence of no depression (**Table 3, Figure 3**).

355

356 Regarding secondary outcomes (**Table 3**), the MBSR+PAP arm demonstrated significantly

357 greater reductions in the depersonalization subscale of the MBI-HSS-MP from baseline to 2-

358 weeks post-intervention (between-groups effect=5.47, 95% CI= 0.3-10.6, p=0.038), and in

359 emotional exhaustion from baseline to 6-months post-intervention (between-groups effect

360 =10.9, 95% CI= 2.1-19.8, p=0.016). There were no significant between group differences on the

361 personal accomplishment subscale due to ceiling effects from high scores at baseline. (**Figure**

362 **3**). MBSR+PAP outperformed MBSR-only in reducing demoralization from baseline to the 2-

363 week endpoint (**Figure 4**). There were significant between-group differences on the measure of

364 General Connectedness (a global measure of the 3 WCS subscales) favoring MBSR+PAP from

365 baseline to 2-weeks (between-groups effect -17.5, 95% CI =-29.6 to -5.5, p=0.005) as well as
 366 significant between-group differences on CTS and CTO subscales (**Figures 5 and 6**). There
 367 were significant treatment x time interactions across all three time points (baseline, 2-week
 368 endpoint, 6-month endpoint) for the QIDS-SR-16, MBI(EE), WCS (General Connectedness) as
 369 well as WCS (CTS) and WCS (CTO) subscales (**eTable5 Supplement 1, Figure 6**).

370
 371
 372

	Mean change from baseline (95% CI)		
Primary Efficacy Endpoint	MBSR+PAP	MBSR-only	p value
QIDS-SR-16 at 2-weeks	-7.26 +/- 1.04 (-9.3 to -5.2)	-2.66 +/- 1.14 (-4.9 to -0.4)	<0.01
Secondary Efficacy Endpoints			
QIDS-SR-16 at 6 months	-5.93 +/- 1.04 (-8 to -3.9)	-4.56 +/- 1.14 (-6.8 to -2.3)	0.38
MBI (EE) at 2 weeks	-15.94 +/- 2.95 (-21.7 to -10.2)	-8.1 +/- 3.22 (-14.4 to -1.8)	0.08
MBI (EE) at 6 months	-20.05 +/- 3.04 (-26 to -14.1)	-9.1 +/- 3.22 (-15.4 to -2.8)	0.02
MBI (DP) at 2 weeks	-7.66 +/- 1.74 (-11.1 to -4.2)	-2.19 +/- 1.9 (-5.9 to 1.5)	0.04
MBI (DP) at 6 months	-9.28 +/- 1.8 (-12.8 to -5.8)	-4.39 +/- 1.9 (-8.1 to -0.7)	0.07
MBI (PA) at 2 weeks	8.08 +/- 2.08 (4 to 12.2)	3.5 +/- 2.28 (-1 to 8)	0.15
MBI (PA) at 6 months	7.77 +/- 2.15 (3.6 to 12)	4.2 +/- 2.28 (-0.3 to 8.7)	0.26
DS II at 2 weeks	-10.6 +/- 1.76 (-14 to -7.2)	-4.71 +/- 1.93 (-8.5 to -0.9)	0.03
WCS (GC) at 2 weeks	28.06 +/- 4.07 (20.1 to 36)	10.55 +/- 4.45 (1.8 to 19.3)	0.01
WCS (GC) at 6 months	24.92 +/- 4.07 (16.9 to 32.9)	14.64 +/- 4.45 (5.9 to 23.4)	0.1

373 +/- values are standard errors

374 **Table 3. Primary and Secondary Efficacy End Points (Intention-to-Treat Population).**

375 Abbreviations: QIDS, Quick Inventory of Depressive Symptoms-16 item Self Report. MBI, Maslach Burnout Inventory Human
 376 Services Survey for Medical Professionals. MBI (EE), Emotional Exhaustion Subscale of MBI. MBI (DP), Depersonalization
 377 Subscale of MBI. MBI (PA), Personal Accomplishment Subscale of MBI. DS-II, Demoralization II Scale. NADA-trait, Nondual
 378 Awareness Dimensional Assessment, trait. WCS (GC), Watt's Connectedness Scale General Connectedness measure. p-values
 379 represent Group x Time interactions from mixed model analyses.

380

381 There was a statistically significant difference (p=0.0003) in post-randomization expectancy for
 382 the MBSR+PAP arm (65.4, SD=14.7) vs. MBSR-only (37.6, SD=17.9). Expectancy was strongly
 383 associated with QIDS-SR-16 depression symptom score reduction in the MBSR-only arm (r=-
 384 0.70, p=0.022) but not in the MBSR+PAP arm (r=0.04, p=0.90). (**eTable 7, Supplement 1**).

385 There were no significant correlations between expectancy and change in MBI subscales at the
 386 2-week endpoint.

387
388 Experiential questionnaires (MEQ-30, CEQ, and NADA-state) were administered to both study
389 arms at either the end of the psilocybin dosing day (hour 7-8) or end of the MBSR retreat day.
390 Mean MEQ score was 112.5 (SD 26.1) for the MBSR+PAP arm and 24.5 (SD 34.5) for the
391 MBSR-only arm. Mean total CEQ score (scale 0-5) was 1.46 (SD 1.15) for the MBSR+PAP arm
392 and 0.39 (SD 0.39) for the MBSR-only arm. Mean NADA-state score was 22 (SD 7.63) for the
393 MBSR+PAP arm and 8.3 (SD 9.25) for the MBSR-only arm. 8/12 participants in the
394 MBSR+PAP arm had a 'complete mystical experience' on the MEQ-30 ($\geq 60\%$ on all
395 subscales) compared to 0/10 participants who completed the MEQ-30 in the MBSR-only arm.
396 There was a large overall correlation between magnitude of score on the MEQ-30 and NADA-
397 state and change in QIDS-SR-16 scores from baseline to the 2-week endpoint ($r=-0.62$,
398 $p=0.0019$ for MEQ-30, $r=-0.65$, $p=0.0018$ for NADA-state) however there were no significant
399 between group differences. Similarly, we found significant correlations between MEQ-30 scores
400 and change in MBI(EE) ($r=-0.47$, $p=0.0286$), MBI(DP) ($r=-0.044$, $p=0.0421$), and WCS
401 ($r=0.616$, $p=0.0023$) scores from baseline to the 2-week endpoint (**eTable 8, Supplement 1**).
402 There were no significant correlations found between CEQ outcomes and change in primary or
403 secondary outcome measures from baseline to the 2-week endpoint.

404

405 **DISCUSSION**

406 This randomized clinical trial demonstrated the safety and preliminary efficacy of 25 mg
407 psilocybin administered in group format in conjunction with an 8-week MBSR curriculum for
408 physicians and nurses experiencing depression and burnout related to COVID-19. There were
409 no serious treatment-emergent AEs through the course of the trial and no emergent suicidality
410 or self-injurious behaviors. Meanwhile, MBSR+PAP was associated with clinically and
411 statistically significant decreases in depressive symptoms and burnout, reduced demoralization,
412 and significant increases in the sense of connectedness.

413
414 The observed effect size of MBSR+PAP on depression scores is consistent with previously
415 reported psilocybin effect sizes on depressive symptoms.(40) We observed a large
416 antidepressant effect at the 2-week endpoint. This finding contributes to the growing evidence
417 base that psilocybin is a rapid-acting treatment for depression (13,14) and adds new evidence
418 for efficacy in the unique population of MDs and RNs. This result is consistent with recently
419 reported outcomes by Back et al who have looked at psilocybin-assisted therapy alone in
420 individual format for a similar population.(24) MBSR+PAP also appeared to reduce emotional
421 exhaustion and depersonalization, two key facets of burnout: this suggests the possibility of
422 additional therapeutic aspects of the incorporation of mindfulness training as well as a group
423 format design for this set of symptoms given the lack of statistically significant effects in burnout
424 symptoms in the recent Back et al study.(24) Though current understanding conceptualized
425 burnout and depression as different but overlapping conditions, the two conditions are thought
426 to have reciprocal relationship.(7) While interventions such as MBSR and psilocybin may
427 specifically target individual resilience and psychological flexibility(41,42), they do not
428 necessarily address other possible factors mediating burnout such as adjusting workload
429 demands, time management skills, and conflict resolution skills. It may be the case that these
430 respective interventions address certain internal causal factors but not relevant systemic factors.
431 Notably, the antidepressant effects of PAP were strongest at the 2-week endpoint. By the 6-
432 month endpoint depression scores for participants in MBSR-only approached those of
433 participants in MBSR+PAP, suggesting that psilocybin may accelerate the therapeutic benefits
434 of mindfulness.(43)

435
436 Notably, we also observed significant effects of MBSR+PAP on participants' sense of
437 connectedness to self and others. Research on depression and burnout has highlighted the
438 profound effects that social connection and social relationships have on the development as

439 well as the resolution of these syndromes. Indeed, burnout undermines the clinician-patient
440 relationship by reducing empathy and compassion.(44) The utilization of a group model for the
441 intervention intentionally recognizes these social factors. Prior studies of group format
442 psilocybin-assisted therapy—while small and preliminary—have suggested synergistic effects
443 between group connectedness and therapeutic outcomes.(30) Group models also dramatically
444 increase the scale on which these resource intensive treatments could be delivered.(45)

445
446 While there was clear preference for randomization to the MBSR+PAP arm, and higher-rated
447 expectancy in the MBSR+PAP arm than MBSR-only, there was no indication that expectancy
448 effects post-randomization were significantly associated with improvement with the psilocybin
449 condition. Rather, we found a significant association in the MBSR-only condition. This is worth
450 noting, given recent concerns regarding the effects of expectancy, functional unblinding, and
451 confirmation bias in trials of psychedelic-assisted therapies.(46) This also aligns with a recent
452 analysis of expectancy effects in a phase-2 RCT comparing escitalopram to psilocybin for major
453 depressive disorder. (47) These results support prior suggestions(47) that expectancy bias may
454 play a less significant role in the therapeutic effects of psilocybin-assisted therapy than
455 previously suspected.

456
457 The MEQ-30, along with the NADA and CEQ were administered to all participants after either at
458 the end of the psilocybin dosing day or MBSR retreat depending on randomization. Magnitude
459 of score on the MEQ-30 was strongly correlated with improved outcomes at 2-weeks on the
460 QIDS-SR-16, MBI(EE), MBI(DP), and WCS scales across the whole study sample. While
461 there were notable between-group differences in mean scores on experiential scales notably the
462 magnitude of mystical experience correlated with outcomes independent of psilocybin and there
463 was no clear effect of study arm on this relationship. Previous studies of psilocybin-assisted
464 therapy have demonstrated a relationship between magnitude of mystical experience on the

465 MEQ-30 and clinical outcomes. (48) Demonstrating this effect independent of psilocybin
466 administration supports the possibility that self-transcendent states, occasioned by flexible
467 means including mindfulness, have salutary effects.(43)

468
469 This clinical trial had several important limitations. The small sample size limited statistical
470 power and generalizability. The homogeneity of our sample, consisting predominantly of white
471 female participants, further restricts the generalizability of our findings to more diverse
472 populations. Our study design, while employing an active behavioral treatment (MBSR) as a
473 control condition, was not blinded, and this may have contributed to the different effects across
474 study arms. The interventions differed between arms, with the PAP group participating in a
475 psilocybin dosing day, while the MBSR-only group attended a silent meditation retreat. This
476 design ensured that both groups received a form of intensive experience, although the nature of
477 these experiences were not equivalent. The study was also limited in that we did not exclude
478 participants based on prior psychedelic experience (six participants in each arm had previously
479 used psychedelics). The effects of PAP may differ between psychedelic-naïve individuals and
480 those with prior experience; the impact of prior psychedelic use on treatment outcomes remains
481 unclear. To more effectively characterize the contributions of PAP vs. MBSR, we recommend
482 that future studies consider a double-blind RCT design with an active placebo or a full factorial
483 study design to disentangle the independent and interactive effects of psilocybin and
484 mindfulness training.

485
486 In conclusion, combining MBSR with psilocybin appears to be a safe, feasible, and potentially
487 efficacious approach to addressing depression and burnout among frontline healthcare workers.
488 Larger, more diverse, multi-site studies with placebo controls are needed to further evaluate the
489 efficacy of integrating psychedelics and mindfulness interventions for clinician wellbeing.

490

491
492
493
494
495
496
497
498
499

500
501
502
503

504
505
506

507
508
509
510
511

512
513
514
515

516
517
518

519
520
521
522

523
524

525
526
527
528
529

References

1. Murthy VH. Confronting Health Worker Burnout and Well-Being. *New England Journal of Medicine* [Internet]. 2022 Aug 17 [cited 2024 Oct 5];387(7):577–9. Available from: <https://www.nejm.org/doi/full/10.1056/NEJMp2207252>
2. Apaydin EA, Rose DE, Yano EM, Shekelle PG, McGowan MG, Antonini TL, et al. Burnout Among Primary Care Healthcare Workers During the COVID-19 Pandemic. *J Occup Environ Med* [Internet]. 2021 Aug [cited 2024 Oct 5];63(8):642–5. Available from: <https://www.ncbi.nlm.nih.gov/pmc/articles/PMC8327767/>
3. De Hert S. Burnout in Healthcare Workers: Prevalence, Impact and Preventative Strategies. *Local Reg Anesth* [Internet]. 2020 Oct 28 [cited 2024 Oct 5];13:171–83. Available from: <https://www.ncbi.nlm.nih.gov/pmc/articles/PMC7604257/>
4. Gambaro E, Gramaglia C, Marangon D, Probo M, Rudoni M, Zeppegno P. Health Workers' Burnout and COVID-19 Pandemic: 1-Year after—Results from a Repeated Cross-Sectional Survey. *Int J Environ Res Public Health* [Internet]. 2023 Jun 8 [cited 2024 Oct 5];20(12):6087. Available from: <https://www.ncbi.nlm.nih.gov/pmc/articles/PMC10297954/>
5. Pappa S, Ntella V, Giannakas T, Giannakoulis VG, Papoutsis E, Katsaounou P. Prevalence of depression, anxiety, and insomnia among healthcare workers during the COVID-19 pandemic: A systematic review and meta-analysis. *Brain Behav Immun*. 2020 Aug;88:901–7.
6. Ghahramani S, Kasraei H, Hayati R, Tabrizi R, Marzaleh MA. Health care workers' mental health in the face of COVID-19: a systematic review and meta-analysis. *Int J Psychiatry Clin Pract*. 2023 Jun;27(2):208–17.
7. Maslach C, Leiter MP. Understanding the burnout experience: recent research and its implications for psychiatry. *World Psychiatry* [Internet]. 2016 Jun [cited 2024 Oct 10];15(2):103–11. Available from: <https://www.ncbi.nlm.nih.gov/pmc/articles/PMC4911781/>
8. Kabat-Zinn J. Mindfulness-based interventions in context: Past, present, and future. *Clinical Psychology: Science and Practice*. 2003;10(2):144–56.
9. Kriakous SA, Elliott KA, Lamers C, Owen R. The Effectiveness of Mindfulness-Based Stress Reduction on the Psychological Functioning of Healthcare Professionals: a Systematic Review. *Mindfulness (N Y)* [Internet]. 2021 [cited 2024 Sep 18];12(1):1–28. Available from: <https://www.ncbi.nlm.nih.gov/pmc/articles/PMC7511255/>

- 530 10. Fendel JC, Bürkle JJ, Göritz AS. Mindfulness-based interventions to reduce burnout
531 and stress in physicians: a study protocol for a systematic review and meta-analysis.
532 BMJ Open [Internet]. 2019 Nov [cited 2022 Jun 12];9(11):e032295. Available from:
533 <https://bmjopen.bmj.com/lookup/doi/10.1136/bmjopen-2019-032295>
- 534 11. Salvado M, Marques DL, Pires IM, Silva NM. Mindfulness-Based Interventions to
535 Reduce Burnout in Primary Healthcare Professionals: A Systematic Review and
536 Meta-Analysis. Healthcare [Internet]. 2021 Oct 9 [cited 2022 Jun 12];9(10):1342.
537 Available from: <https://www.mdpi.com/2227-9032/9/10/1342>
- 538 12. Raison CL, Sanacora G, Woolley J, Heinzerling K, Dunlop BW, Brown RT, et al.
539 Single-Dose Psilocybin Treatment for Major Depressive Disorder: A Randomized
540 Clinical Trial. JAMA [Internet]. 2023 Aug 31 [cited 2023 Aug 31]; Available from:
541 <https://doi.org/10.1001/jama.2023.14530>
- 542 13. Davis AK, Barrett FS, May DG, Cosimano MP, Sepeda ND, Johnson MW, et al.
543 Effects of psilocybin-assisted therapy on major depressive disorder: a randomized
544 clinical trial. JAMA psychiatry. 2021;78(5):481–9.
- 545 14. Goodwin GM, Aaronson ST, Alvarez O, Arden PC, Baker A, Bennett JC, et al.
546 Single-Dose Psilocybin for a Treatment-Resistant Episode of Major Depression.
547 New England Journal of Medicine [Internet]. 2022 Nov 3 [cited 2023 Aug
548 4];387(18):1637–48. Available from: <https://doi.org/10.1056/NEJMoa2206443>
- 549 15. Smigielski L, Scheidegger M, Kometer M, Vollenweider FX. Psilocybin-assisted
550 mindfulness training modulates self-consciousness and brain default mode network
551 connectivity with lasting effects. Neuroimage. 2019 Aug 1;196:207–15.
- 552 16. Griffiths RR, Johnson MW, Richards WA, Richards BD, Jesse R, MacLean KA, et al.
553 Psilocybin-occasioned mystical-type experience in combination with meditation and
554 other spiritual practices produces enduring positive changes in psychological
555 functioning and in trait measures of prosocial attitudes and behaviors. J
556 Psychopharmacol [Internet]. 2018 Jan [cited 2022 Jun 12];32(1):49–69. Available
557 from: <http://journals.sagepub.com/doi/10.1177/0269881117731279>
- 558 17. Berit S, Meling D, Hirsch-Hoffmann M, Michels L, Kometer M, Smigielski L, et al.
559 Psilocybin enhances insightfulness in meditation: a perspective on the global
560 topology of brain imaging during meditation. Sci Rep [Internet]. 2024 Mar 26 [cited
561 2024 Apr 19];14(1):7211. Available from: <https://www.nature.com/articles/s41598-024-55726-x>
- 562
- 563 18. Payne JE, Chambers R, Liknaitzky P. Combining Psychedelic and Mindfulness
564 Interventions: Synergies to Inform Clinical Practice. ACS Pharmacol Transl Sci
565 [Internet]. 2021 Apr 9 [cited 2022 Jun 12];4(2):416–23. Available from:
566 <https://pubs.acs.org/doi/10.1021/acspsci.1c00034>

- 567 19. Heuschkel K, Kuypers KPC. Depression, Mindfulness, and Psilocybin: Possible
568 Complementary Effects of Mindfulness Meditation and Psilocybin in the Treatment
569 of Depression. A Review. *Front Psychiatry*. 2020;11:224.
- 570 20. Holas P, Kamińska J. Mindfulness meditation and psychedelics: potential synergies
571 and commonalities. *Pharmacol Rep*. 2023 Dec;75(6):1398–409.
- 572 21. Jiwani Z, Goldberg SB, Stroud J, Young J, Curtin J, Dunne JD, et al. Can
573 Psychedelic Use Benefit Meditation Practice? Examining Individual, Psychedelic,
574 and Meditation-Related Factors. *medRxiv*. 2024 Aug 28;2024.08.27.24312677.
- 575 22. Felsch CL, Kuypers KPC. Don't be afraid, try to meditate- potential effects on neural
576 activity and connectivity of psilocybin-assisted mindfulness-based intervention for
577 social anxiety disorder: A systematic review. *Neuroscience & Biobehavioral Reviews*
578 [Internet]. 2022 Aug 1 [cited 2024 Oct 5];139:104724. Available from:
579 <https://www.sciencedirect.com/science/article/pii/S0149763422002135>
- 580 23. Moujaes FF, Rieser NM, Phillips C, Matos NMP de, Brügger M, Dürler P, et al.
581 Comparing neural correlates of consciousness: from psychedelics to hypnosis and
582 meditation. *BPS: CNI* [Internet]. 2023 Jul 15 [cited 2023 Jul 17];0(0). Available
583 from: [https://www.biologicalpsychiatrycni.org/article/S2451-9022\(23\)00174-](https://www.biologicalpsychiatrycni.org/article/S2451-9022(23)00174-X/fulltext)
584 [X/fulltext](https://www.biologicalpsychiatrycni.org/article/S2451-9022(23)00174-X/fulltext)
- 585 24. Back AL, Freeman-Young TK, Morgan L, Sethi T, Baker KK, Myers S, et al.
586 Psilocybin Therapy for Clinicians With Symptoms of Depression From Frontline
587 Care During the COVID-19 Pandemic: A Randomized Clinical Trial. *JAMA Network*
588 *Open* [Internet]. 2024 Dec 5 [cited 2024 Dec 6];7(12):e2449026. Available from:
589 <https://doi.org/10.1001/jamanetworkopen.2024.49026>
- 590 25. Lewis BR, Garland EL, Byrne K, Durns T, Hendrick J, Beck A, et al. HOPE: A Pilot
591 Study of Psilocybin Enhanced Group Psychotherapy in Patients With Cancer.
592 *Journal of Pain and Symptom Management* [Internet]. 2023 Jun 9 [cited 2023 Jul
593 25];0(0). Available from: [https://www.jpmsjournal.com/article/S0885-3924\(23\)00530-](https://www.jpmsjournal.com/article/S0885-3924(23)00530-4/fulltext)
594 [4/fulltext](https://www.jpmsjournal.com/article/S0885-3924(23)00530-4/fulltext)
- 595 26. Agrawal M, Richards W, Beaussant Y, Shnayder S, Ameli R, Roddy K, et al.
596 Psilocybin-assisted group therapy in patients with cancer diagnosed with a major
597 depressive disorder. *Cancer* [Internet]. [cited 2023 Dec 19];n/a(n/a). Available from:
598 <https://onlinelibrary.wiley.com/doi/abs/10.1002/cncr.35010>
- 599 27. Anderson BT, Danforth A, Daroff PR, Stauffer C, Ekman E, Agin-Liebes G, et al.
600 Psilocybin-assisted group therapy for demoralized older long-term AIDS survivor
601 men: An open-label safety and feasibility pilot study. *EClinicalMedicine*. 2020
602 Oct;27:100538.
- 603 28. Seybert C, Schimmers N, Silva L, Breeksema JJ, Veraart J, Bessa BS, et al. Quality
604 of reporting on psychological interventions in psychedelic treatments: a systematic
605 review. *The Lancet Psychiatry* [Internet]. 2024 [cited 2024 Dec 13]; Available from:

- 606 [https://www.thelancet.com/journals/lanpsy/article/PIIS2215-0366\(24\)00333-](https://www.thelancet.com/journals/lanpsy/article/PIIS2215-0366(24)00333-)
607 [X/abstract](https://www.thelancet.com/journals/lanpsy/article/PIIS2215-0366(24)00333-X/abstract)
- 608 29. Kabat-Zinn J. Full Catastrophe Living. Bantam Dell Publishing Group; 2013.
- 609 30. Lewis BR, Byrne K, Hendrick J, Garland EL, Thielking P, Beck A. Group format
610 psychedelic-assisted therapy interventions: Observations and impressions from the
611 HOPE trial. *Journal of Psychedelic Studies* [Internet]. 2023 Jan 18 [cited 2023 Apr
612 19];1(aop). Available from: [https://akjournals.com/view/journals/2054/aop/article-](https://akjournals.com/view/journals/2054/aop/article-10.1556-2054.2022.00222/article-10.1556-2054.2022.00222.xml)
613 [10.1556-2054.2022.00222/article-10.1556-2054.2022.00222.xml](https://akjournals.com/view/journals/2054/aop/article-10.1556-2054.2022.00222/article-10.1556-2054.2022.00222.xml)
- 614 31. Rush AJ, Trivedi MH, Ibrahim HM, Carmody TJ, Arnow B, Klein DN, et al. The 16-
615 Item Quick Inventory of Depressive Symptomatology (QIDS), clinician rating (QIDS-
616 C), and self-report (QIDS-SR): a psychometric evaluation in patients with chronic
617 major depression. *Biol Psychiatry*. 2003 Sep 1;54(5):573–83.
- 618 32. Carhart-Harris R, Giribaldi B, Watts R, Baker-Jones M, Murphy-Beiner A, Murphy R,
619 et al. Trial of psilocybin versus escitalopram for depression. *New England Journal of*
620 *Medicine*. 2021;384(15):1402–11.
- 621 33. Coker AO, Omoluabi PF. Validation of Maslach Burnout Inventory. *IFE*
622 *Psychologia : An International Journal* [Internet]. 2009 Mar [cited 2024 Aug
623 28];17(1):231–42. Available from: <https://journals.co.za/doi/abs/10.10520/EJC38749>
- 624 34. Robinson S, Kissane DW, Brooker J, Hempton C, Michael N, Fischer J, et al.
625 Refinement and revalidation of the demoralization scale: The DS-II-external validity.
626 *Cancer*. 2016 Jul 15;122(14):2260–7.
- 627 35. Watts R, Kettner H, Geerts D, Gandy S, Kartner L, Mertens L, et al. The Watts
628 Connectedness Scale: a new scale for measuring a sense of connectedness to self,
629 others, and world. *Psychopharmacology* [Internet]. 2022 Aug 8 [cited 2022 Aug 8];
630 Available from: <https://doi.org/10.1007/s00213-022-06187-5>
- 631 36. Devilly GJ, Borkovec TD. Psychometric properties of the credibility/expectancy
632 questionnaire. *Journal of Behavior Therapy and Experimental Psychiatry* [Internet].
633 2000 Jun 1 [cited 2024 Jun 27];31(2):73–86. Available from:
634 <https://www.sciencedirect.com/science/article/pii/S0005791600000124>
- 635 37. Barrett FS, Johnson MW, Griffiths RR. Validation of the revised Mystical Experience
636 Questionnaire in experimental sessions with psilocybin. *Journal of*
637 *Psychopharmacology*. 2015;29(11):1182–90.
- 638 38. Barrett FS, Bradstreet MP, Leoutsakos JMS, Johnson MW, Griffiths RR. The
639 Challenging Experience Questionnaire: Characterization of challenging experiences
640 with psilocybin mushrooms. *J Psychopharmacol*. 2016 Dec;30(12):1279–95.
- 641 39. Hanley AW, Nakamura Y, Garland EL. The Nondual Awareness Dimensional
642 Assessment (NADA): New Tools to Assess Nondual Traits and States of

- 643 Consciousness Occurring Within and Beyond the Context of Meditation. *Psychol*
644 *Assess* [Internet]. 2018 Dec [cited 2022 Jun 13];30(12):1625–39. Available from:
645 <https://www.ncbi.nlm.nih.gov/pmc/articles/PMC6265073/>
- 646 40. Goldberg SB, Pace BT, Nicholas CR, Raison CL, Hutson PR. The experimental
647 effects of psilocybin on symptoms of anxiety and depression: A meta-analysis.
648 *Psychiatry research*. 2020;284:112749.
- 649 41. Davis AK, Barrett FS, Griffiths RR. Psychological flexibility mediates the relations
650 between acute psychedelic effects and subjective decreases in depression and
651 anxiety. *Journal of Contextual Behavioral Science* [Internet]. 2020 Jan 1 [cited 2023
652 Aug 5];15:39–45. Available from:
653 <https://www.sciencedirect.com/science/article/pii/S2212144719301206>
- 654 42. Slosower J, Zeifman RJ, Guss J, Krause R, Safi-Aghdam H, Pathania S, et al.
655 Psychological flexibility as a mechanism of change in psilocybin-assisted therapy for
656 major depression: results from an exploratory placebo-controlled trial. *Sci Rep*
657 [Internet]. 2024 Apr 17 [cited 2024 Aug 12];14(1):8833. Available from:
658 <https://www.nature.com/articles/s41598-024-58318-x>
- 659 43. Sacchet MD, Fava M, Garland EL. Modulating self-referential processing through
660 meditation and psychedelics: is scientific investigation of self-transcendence
661 clinically relevant? *World Psychiatry*. 2024 Jun;23(2):298–9.
- 662 44. Pavlova A, Wang CXY, Boggiss AL, O’Callaghan A, Consedine NS. Predictors of
663 Physician Compassion, Empathy, and Related Constructs: a Systematic Review. *J*
664 *Gen Intern Med*. 2022 Mar;37(4):900–11.
- 665 45. Marseille E, Stauffer CS, Agrawal M, Thambi P, Roddy K, Mithoefer M, et al. Group
666 psychedelic therapy: empirical estimates of cost-savings and improved access.
667 *Front Psychiatry*. 2023;14:1293243.
- 668 46. Muthukumaraswamy SD, Forsyth A, Lumley T. Blinding and expectancy confounds
669 in psychedelic randomized controlled trials. *Expert Review of Clinical Pharmacology*
670 [Internet]. 2021 Sep 2 [cited 2022 Jun 15];14(9):1133–52. Available from:
671 <https://doi.org/10.1080/17512433.2021.1933434>
- 672 47. Szigeti B, Weiss B, Rosas FE, Erritzoe D, Nutt D, Carhart-Harris R. Assessing
673 expectancy and suggestibility in a trial of escitalopram v. psilocybin for depression.
674 *Psychol Med*. 2024 Jan 22;1–8.
- 675 48. Griffiths RR, Johnson MW, Carducci MA, Umbricht A, Richards WA, Richards BD, et
676 al. Psilocybin produces substantial and sustained decreases in depression and
677 anxiety in patients with life-threatening cancer: A randomized double-blind trial. *J*
678 *Psychopharmacol* [Internet]. 2016 Dec [cited 2022 Jun 12];30(12):1181–97.
679 Available from: <http://journals.sagepub.com/doi/10.1177/0269881116675513>
- 680

681
682
683
684
685
686
687
688
689
690
691
692
693
694
695

696 **Disclosures:**

697 Benjamin Lewis MD is an investigator on 2 industry sponsored trials that are being conducted at
698 the Huntsman Mental Health Institute:

699

700 1. *Title: A Multicenter, Randomized, Double-Blind, Parallel-Group Dose-Controlled Study*
701 *Evaluating the Safety and Efficacy of RE104 for Injection in the Treatment of Patients with*
702 *Postpartum Depression (PPD)*

703 Major Goals: Evaluate the efficacy of RE104, a novel short acting psychedelic agent, for
704 women with postpartum depression.

705 Status of Support: Active

706 Project Number: NCT06342310

707 Name of PD/PI: Benjamin R. Lewis MD

708 Role: Principal Investigator

709 Source of Support: Reunion Neuroscience

710 Primary Place of Performance: University of Utah, multisite trial

711 Project/Proposal Start and End Date: 06/2024 – 09/2025

712 Total Award Amount (including Indirect Costs): per enrollment

713 Person Months (Calendar/Academic/Summer) per budget period.

714 Year (YYYY) Person Months

715 1. 2024 - 25 1.2

716 2. 2025 - 26 1.2

717

718 2. *Title: A phase III, multicenter, randomized, double blind, controlled study to investigate*
719 *the efficacy, safety, and tolerability of two initial administrations of COMP360 in*
720 *participants with treatment resistant depression*

721 Major Goals: Evaluate the efficacy of psilocybin administration with psychological support for
722 individuals with treatment resistant depression.

723 Status of Support: Active

724 Project Number: NCT05711940

725 Name of PD/PI: Brian Mickey MD PhD

726 Role: Co-Investigator

727 Source of Support: COMPASS Pathways

728 Primary Place of Performance: Huntsman Mental Health Institute, University of Utah, multisite
729 trial

730 Project/Proposal Start and End Date: 06/2024 – 09/2026

731 Total Award Amount (including Indirect Costs): per enrollment

732 Person Months (Calendar/Academic/Summer) per budget period.

733 1. 2024 - 25 1.8

734 2. 2025 - 26 1.8

735

736 Eric Garland, PhD is the Director of UCSD ONEMIND (Optimized Neuroscience-Enhanced
737 Mindfulness Intervention Design). UCSD ONEMIND provides Mindfulness-Oriented Recovery
738 Enhancement (MORE), mindfulness-based therapy, and cognitive behavioral therapy in the
739 context of research trials for no cost to research participants; however, Dr. Garland has received
740 honoraria and payment for delivering seminars, lectures, and teaching engagements (related to
741 training clinicians in MORE), including those sponsored by institutions of higher education,
742 government agencies, academic teaching hospitals, and medical centers. Dr. Garland also
743 receives royalties from the sale of books related to MORE. Dr. Garland has also been a
744 consultant and licensor to BehaVR, LLC.

745

746
747

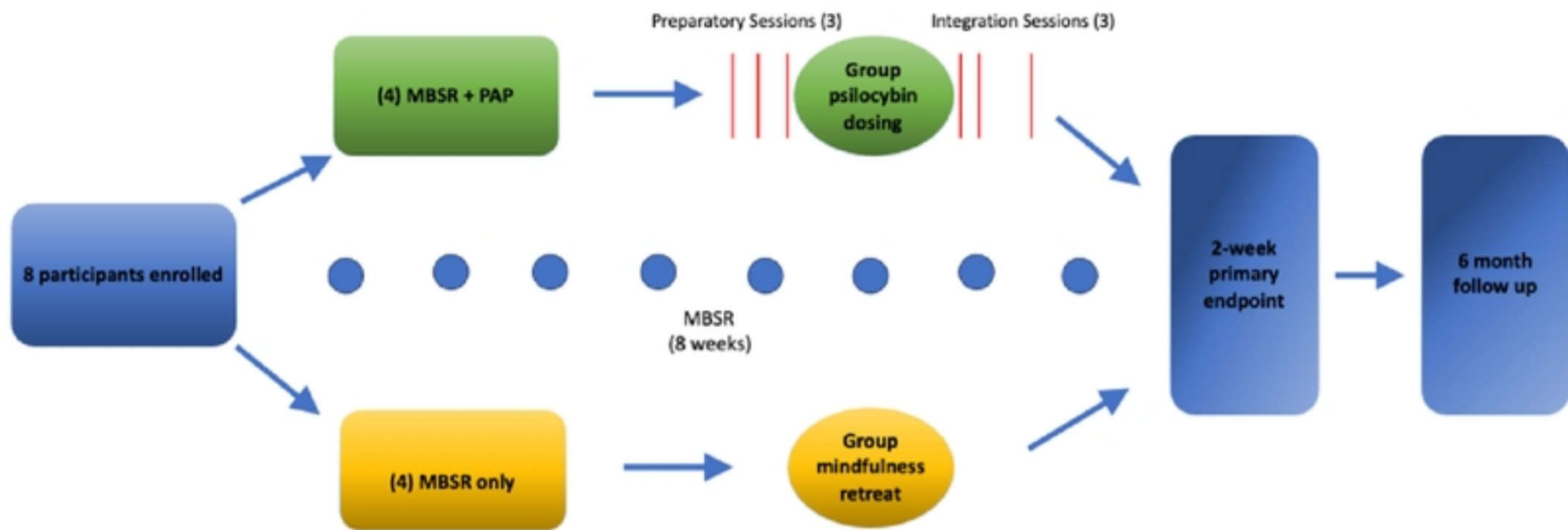


Figure 1. Study Flow Chart

medRxiv preprint doi: <https://doi.org/10.1101/2024.12.31.24319806>; this version posted January 1, 2025. The copyright holder for this preprint (which was not certified by peer review) is the author/funder, who has granted medRxiv a license to display the preprint in perpetuity. It is made available under a [CC-BY 4.0 International license](https://creativecommons.org/licenses/by/4.0/).

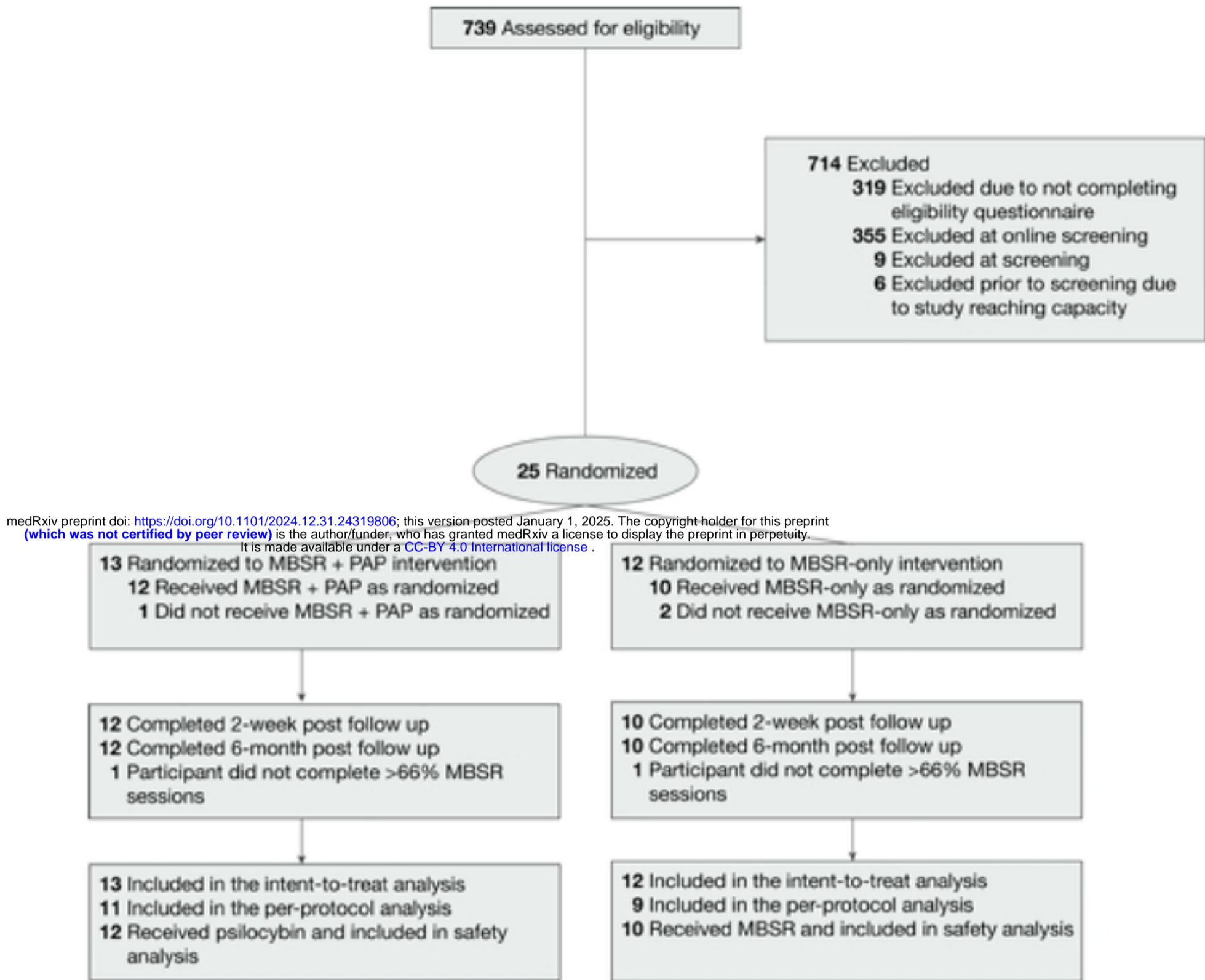
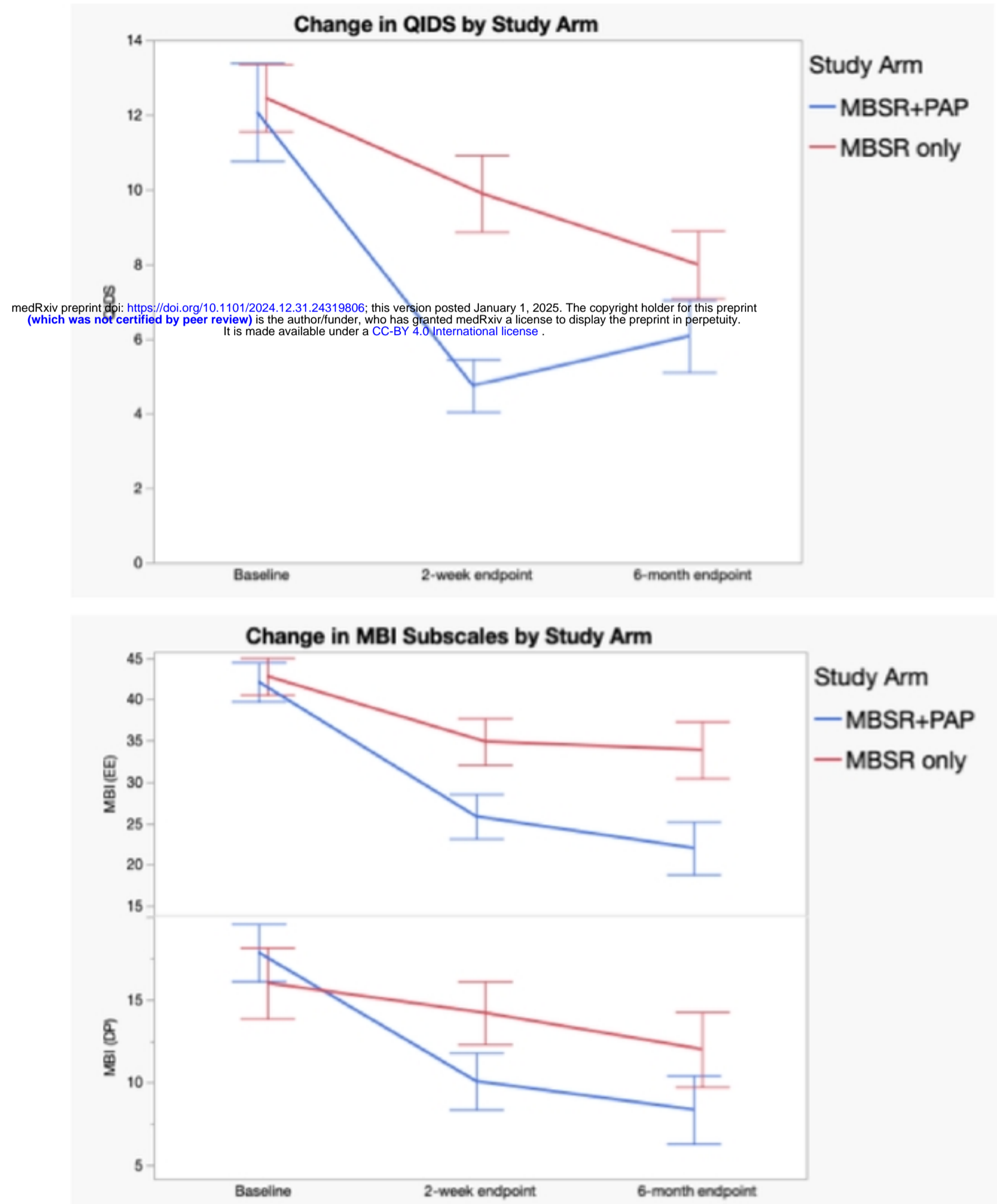


Figure 1. Enrollment, Randomization, and Follow-up of Participants.

Figure 2: Efficacy Outcomes. Change in Quick Inventory of Depressive Symptoms (QIDS-SR-16) Score and Change in Maslach Burnout Inventory (MBI-HSS-MP) Emotional Exhaustion (EE) and Depersonalization (DP) Subscale Scores by Treatment Group (Intention-to-Treat Analysis). Total scores on the Quick Inventory of Depressive Symptoms range from 0-27 with higher scores indicating greater severity of depression. Bars represent standard errors.



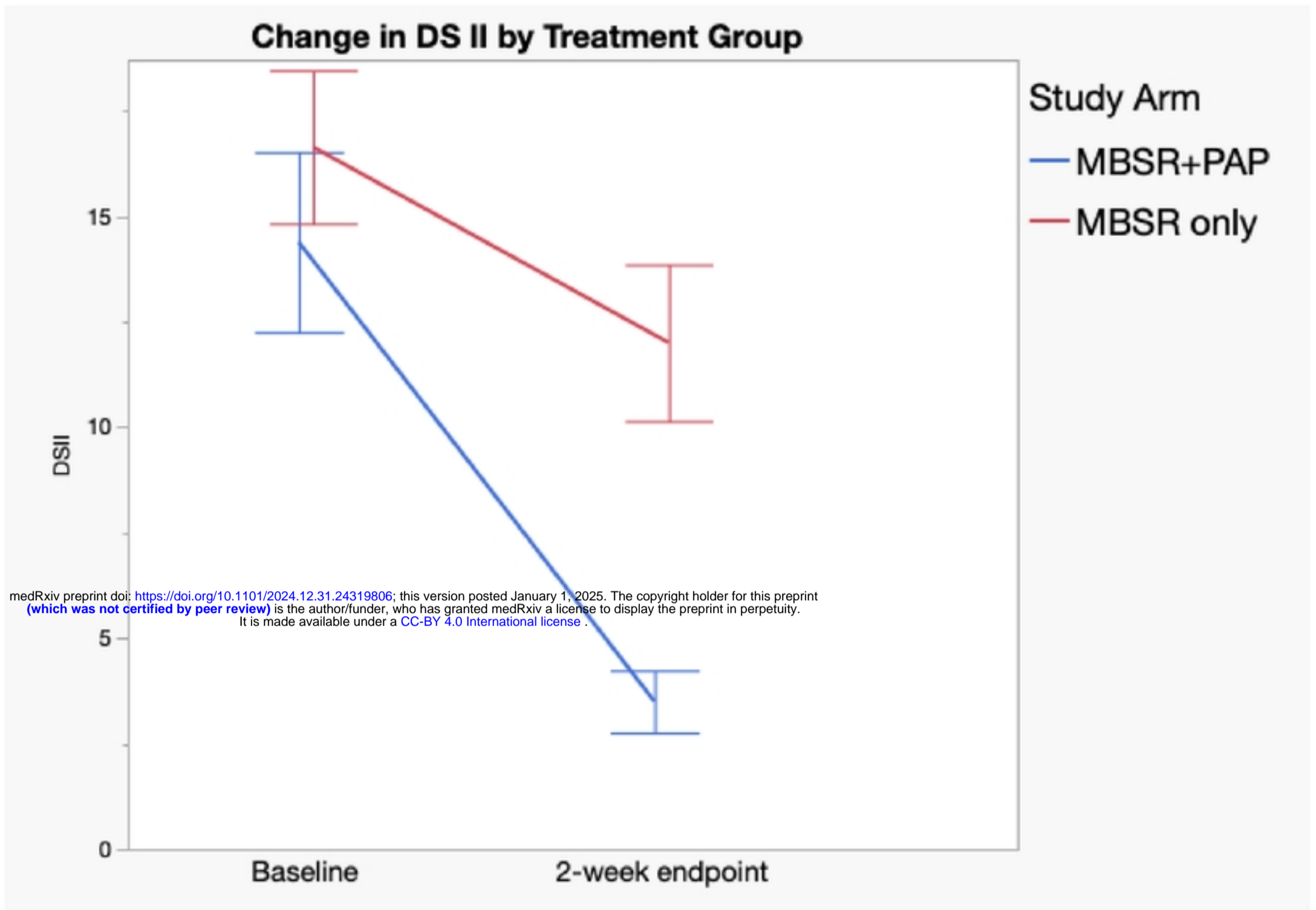


Figure 4. Change in Demoralization Scale (DSII) by Treatment Group. Assessed only at baseline and 2-week Endpoint. Error bars = standard error.

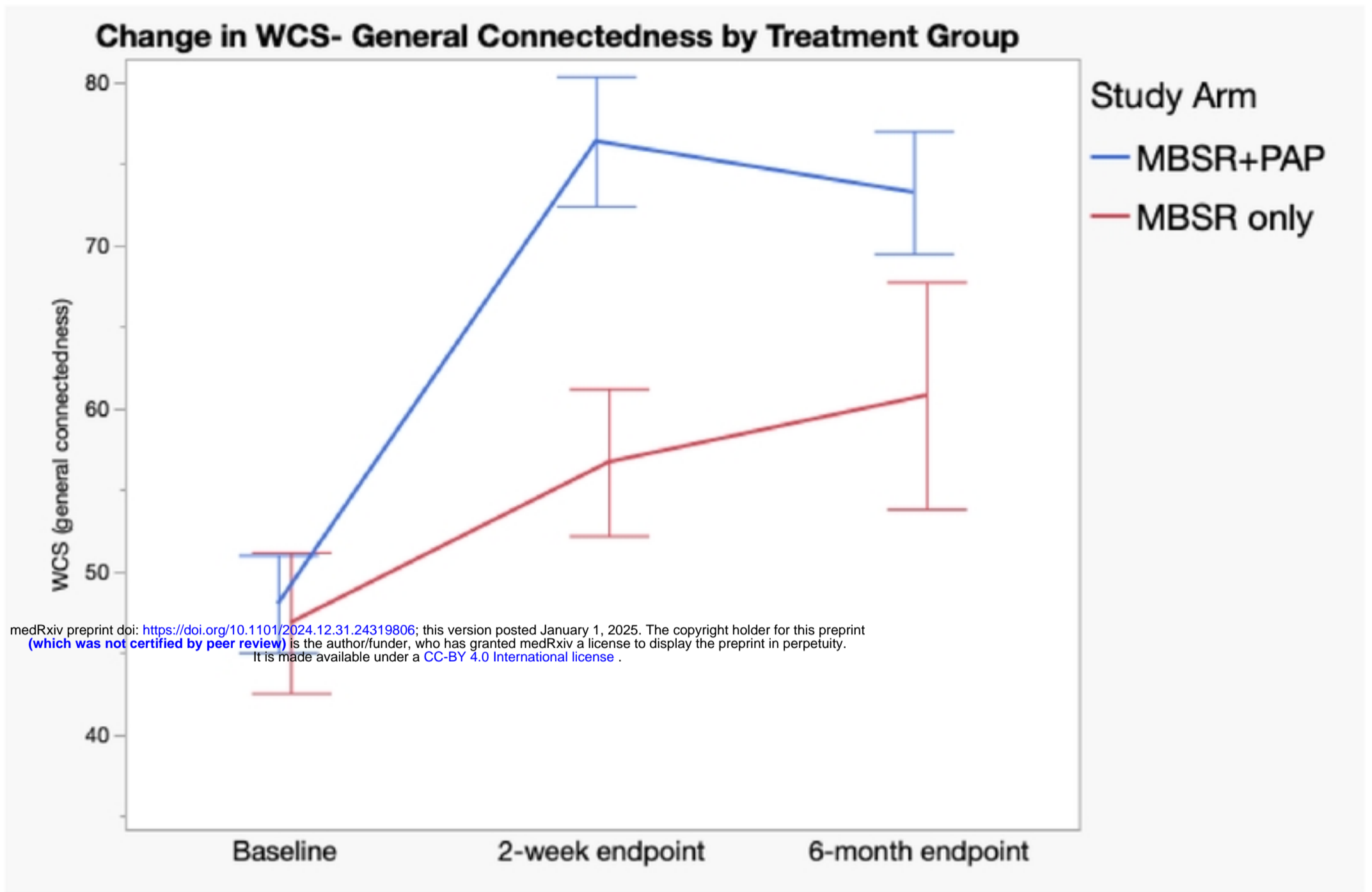


Figure 5: Change in Watt's Connectedness Scale (WCS), General Connectedness by Treatment Group. General Connectedness measure= sum of subscales Connectedness to Self (CTS), Connectedness to Others (CTO), Connectedness to World (CTW). Error bars = standard error.

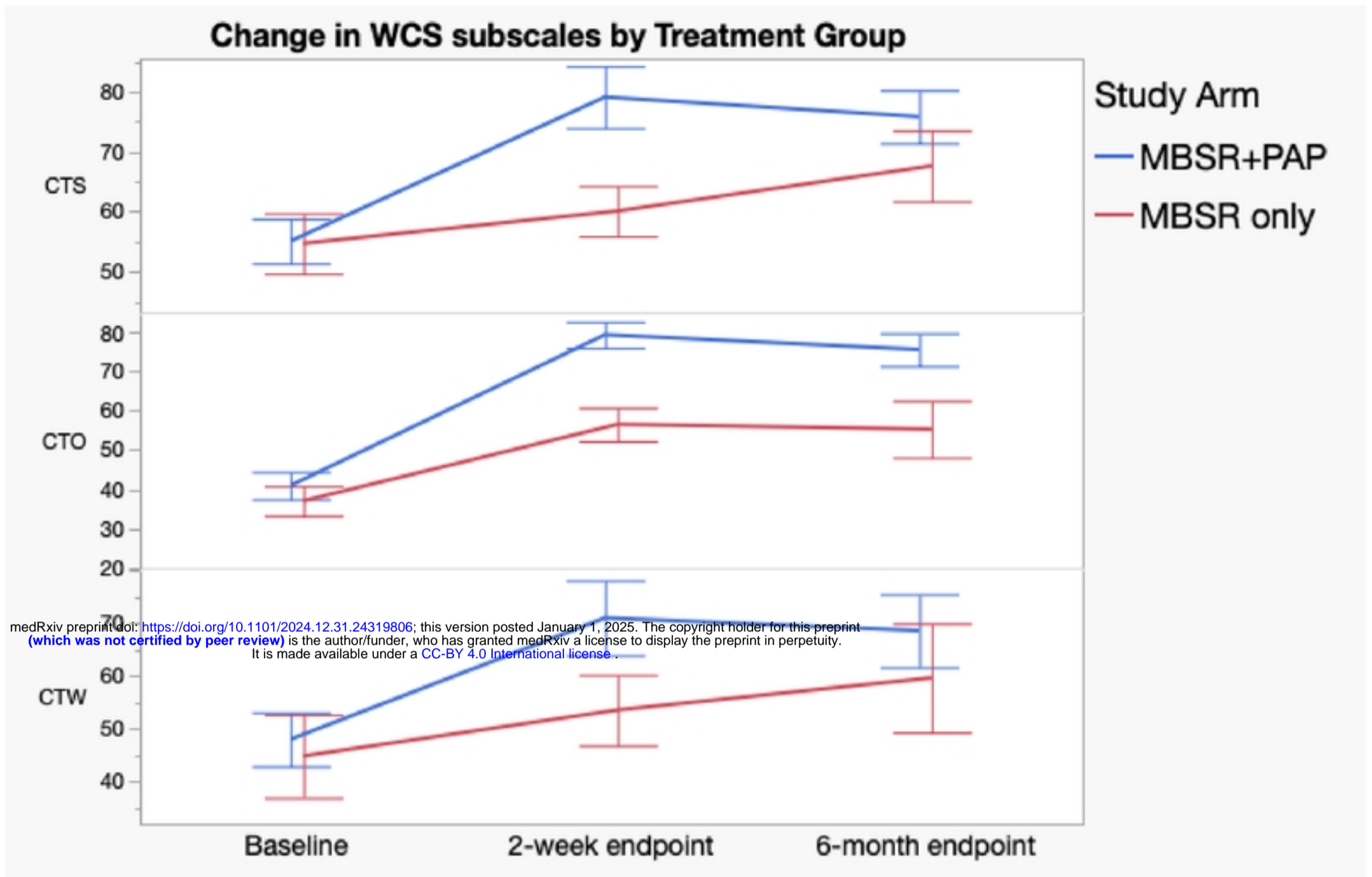


Figure 6. Change in Watt's Connectedness Scale, Subscales by Treatment Group. CTS =Connection to Self, CTO= Connection to Others, CTW= Connection to World. Error bars = standard error.