

1    **Dysphoric Milk Ejection Reflex: Risk, Prevalence, and Persistence**

2

3    Romy CAPPENBERG<sup>1</sup>, Jesus GARCIA GARCIA<sup>2</sup>, Christine HAPPLE MD, PhD<sup>1,3,4</sup>,

4    Anna ZYCHLINSKY SCHARFF, MD<sup>5</sup>

5

6    <sup>1</sup>Department of Pediatric Pulmonology, Allergology and Neonatology, Hannover, Germany

7    <sup>2</sup>Mathematical Institute, Leiden University, Netherlands

8    <sup>3</sup>RESIST Cluster of Excellence Hannover, Germany

9    <sup>4</sup>Biomedical Research in End-stage and Obstructive Lung Disease Hannover (BREATH) German Center for Lung Research (DZL)

10    Hannover Germany

11    <sup>5</sup>Department of Pediatric Oncology and Hematology, Hannover, Germany

12

13    The authors report no conflict of interest.

14

15    Funding was provided by institutional funds and by the Familien-LOM Program

16    (Family-related performance-based funding) of Hannover Medical School. The

17    funding source had no role in the study design, data collection, analysis and

18    interpretation nor in the writing of the report and in the decision to submit the article

19    for publication.

20

21

22

23

24

25

26

27

28

29 **Condensation page**

30

31 **Tweetable statement:**

32 Among 1469 surveyed new mothers, 14% experienced negative emotions with milk  
33 let-down, a ‘Dysphoric Milk Ejection Reflex’. Of those, 17% stopped nursing as a  
34 result. Baby blues, PPD, or a prior mental health diagnosis increased the likelihood of  
35 DMER.

36

37 **Short Title:**

38 Risk factors and prevalence of dysphoric milk ejection reflex

39

40 **AJOG at a Glance:**

41 A. Why was this study conducted?

42 Little is known about how many lactating parents are affected by dysphoric milk  
43 ejection reflex (DMER), predisposing factors, and what circumstances aggravate or  
44 alleviate symptoms. Similarly, the consequences of this disorder, including its effect  
45 on breastfeeding rates, are poorly understood.

46

47 B. What are the key findings?

48 One in seven survey respondents in our study experienced DMER. Importantly,  
49 16.9% of those with DMER reported nursing cessation due to DMER symptoms.  
50 Those with baby blues or postpartum depression (PPD) were at significantly elevated  
51 risk for DMER, as were those with pre-pregnancy mental health conditions. 79.3% of  
52 survey respondents who had experienced DMER reported their symptoms had

53 stabilized, improved, or disappeared prior to weaning. Sleep and partner support  
54 were the most frequently reported mitigating factors.

55

56 C. What does this study add to what is already known?

57 This study is the first to identify risk factors for DMER and explores DMER duration,  
58 persistence, timing, and modifying factors in the largest cohort examined to date.

59

60

61

62

63

64

65

66

67

68

69

70

71

72

73

74 *Abstract*

75 1. Background: Dysphoric Milk Ejection Reflex (DMER), which affects a significant  
76 proportion of lactating parents and may significantly impact feeding choices, is poorly  
77 understood.

78

79 2. Objective(s): The primary aim of this study is to characterize prevalence, duration,  
80 and factors influencing DMER as well as its effect on parental feeding choices.

81

82 3. Study Design: We conducted a cross-sectional study using an online survey of  
83 lactating parents of children under the age of 18 months who were nursed for any  
84 period of time. N=1469 survey responses were collected, of which n=209 reported  
85 experiencing DMER. The DMER sub-cohort was further queried about their specific  
86 experiences. We performed a risk factor analysis using logistic regression.

87

88 4. Results:

89 The prevalence of DMER in our cohort was 14.2% (n=209/1469). We found a high  
90 co-occurrence of DMER with both postpartum depression and baby blues. DMER was  
91 also associated with a pre-pregnancy mental health history, higher education level,  
92 and an immigration background. We found no effect on DMER rates by marital  
93 status, household income, BMI, history of medical illness, mode of birth and sex of  
94 infant, use of assisted reproductive technology, medication during pregnancy, history  
95 of abortion or miscarriage, extended perinatal hospitalization, and spousal parental  
96 leave.

97 Among the n=209 women who reported having experienced DMER, 57.7%  
98 (n=113/196) reported their symptoms lasted 1-5 minutes, and the most frequently  
99 selected descriptions were: tense, hypersensitive, frustrated, irritable, overwhelmed,  
100 sad, lonely, and restless. Most women (n=132/180, 73.3%) reported experiencing  
101 DMER only at the beginning of a nursing session, while a minority had DMER at  
102 every letdown.

103 Of the DMER group, 85.9% (n=158/184) used a pump to express breastmilk. Of  
104 these 57.0% (n=90/158) experienced milder or absent DMER symptoms while  
105 pumping as compared to nursing. Only 5.7%, (n=9/158) reported more severe  
106 symptoms while pumping, and 12.0% (n=19/158) experienced symptoms only when  
107 pumping.

108 40.2% (n=72/179), of respondents with DMER reported that their symptoms  
109 remained stable between birth and weaning. In 29.6% (n=53/179), symptoms  
110 became milder and in 9.5% (n=17/179) they disappeared completely. In contrast,  
111 17.9% (n=32/179) reported their symptoms worsened over the nursing period.  
112 Importantly, 16.9% (n=30/177) of DMER respondents stopped breastfeeding  
113 because of DMER symptoms, and a further 19.2% (n=34/177) had considered doing  
114 so.

115 The most frequently reported factor worsening DMER symptoms was stress which  
116 was selected by 62.1% (n=113/182), closely followed by sleep deprivation (60.4%,  
117 n=110/182). Loneliness and conflict with a significant other were also frequently cited  
118 DMER aggravation factors (49.5%, n=90/182 and 48.9%, n=89/182, respectively).  
119 The factors most likely to ease DMER symptoms were “support from partner” and  
120 “sleep” (34.6%, n=63/182 and 29.7%, n=54/182, respectively).

121

122 5. Conclusion(s): DMER is a relatively common postpartum condition, affecting  
123 approximately one in seven lactating mothers in our study. Those with preexisting  
124 mental health and mood disorders were at elevated risk. One in six mothers with  
125 DMER stopped breastfeeding because of their symptoms. Further research and  
126 effective awareness campaigns targeting both expectant parents and their healthcare  
127 providers are needed to address this widespread but understudied problem.

128

129 *Keywords*

130 Breastfeeding, breast milk, DMER, D-MER, human milk, lactating, lactation, letdown,  
131 nursing, postpartum

132

133

134

135

136

137

138

## 139 **Introduction**

140 Dysphoric Milk Ejection Reflex (DMER) is a widespread, but understudied disorder in  
141 lactating individuals, categorized by an abrupt and often overwhelming wave of  
142 negative emotions in conjunction with a milk-letdown<sup>123</sup>. Affected people typically  
143 describe sudden anxiety, anger or sadness, often directly prior to milk ejection, and  
144 subsiding within 1-5 min thereafter<sup>3</sup>. Dysphoria is typically absent in intervals between  
145 episodes, but DMER can occur at every letdown, up to 3-4 times per feeding or  
146 pumping session<sup>4</sup>. DMER is clearly distinct from other mental health conditions of the  
147 perinatal and lactation period, given its paroxysmal nature and characteristic temporal  
148 association with the milk ejection reflex<sup>3</sup>.

149 While some parents and perinatal health care providers have long been aware of this  
150 phenomenon, it was first formally identified by a lactation specialist, Alicia Heise, who  
151 created a support website in 2007 (<https://d-mer.org/resources>). Thus far, scientific  
152 data on prevalence and associated factors of DMER is scarce. The first case report on  
153 DMER was published in 2010, followed by a few case series, two reviews, and few  
154 small studies, with less than 50 DMER-affected individuals per study<sup>5167</sup>.

155 Despite a known impact on breastfeeding decisions, large data sets on prevalence  
156 and parental experiences with DMER are lacking. To address this, and to determine  
157 risk factors and measures that alleviate or worsen DMER symptoms, we conducted a  
158 large online survey and found that women with preexisting psychiatric conditions,  
159 postpartum depression (PPD), baby blues, and a migration background are at  
160 elevated risk of developing DMER. We identify partner support and sleep as  
161 important factors mitigating DMER severity.

## 162 **Materials and Methods**

163 We conducted a cross-sectional study using an online survey (SoSci Survey GmbH,  
164 Munich, Germany). Inclusion criteria for participation were (1) having a child under the  
165 age of 18 months and (2) having nursed that child for any length of time. The survey  
166 period was June to September 2023. The link, as well as a flyer with a QR code, were  
167 widely distributed across Germany in places frequented by parents of young children,  
168 including community centers, playgrounds, “mommy-and-me” classes, postpartum  
169 exercise classes, and the offices of pediatricians, obstetricians, midwives, and pelvic  
170 floor physiotherapists. An online link to the survey was also shared in parenting-  
171 oriented online spaces.

172 Survey respondents were first asked for demographic data, medical and obstetric  
173 history, and experience with baby blues or PPD.

174 At the end of this section of the survey, participants were shown a slide introducing  
175 DMER and describing typical presentation (Suppl. 1). Survey participants were then  
176 asked if they had experienced these types of symptoms. Those who indicated “yes”  
177 were asked to fill out a second portion of the survey interrogating the specific symptoms  
178 they experienced, their duration over time, as well as mitigating and aggravating  
179 circumstances. Thus, our survey structure did not pre-select for DMER-interested or  
180 aware participants, as recruitment was conducted without mentioning the specific  
181 survey topic.

182 Data were analyzed in the open-source software R with the following packages:  
183 tidyverse, ggplot2, ggally, and lmerTest<sup>8</sup>. We performed a risk factor analysis using  
184 logistic regression. The outcome of interest was the probability of developing DMER.  
185 The risk analysis required some method of feature selection, as the numbers of

186 predictors was initially well over 20. We used the Akaike Information Criterion (AIC) to  
187 determine which variables significantly contributed to the model. We checked the AIC  
188 of the model after removing each predictor individually, and permanently removed the  
189 one that most decreased the AIC. We repeated this until the AIC no longer decreased  
190 by removing a variable, and performed a likelihood ratio test with the original model to  
191 make sure the final model with less features was comparable to the initial one. To  
192 determine if a predictor significantly affected the outcome, we fixed a significance level  
193 of 0.05.

194 For all survey data, we report on percentage of respondents who answered the  
195 individual question. Thus, total number of respondents for each question may vary,  
196 and this is noted in the respective figure legends.

197 This study received approval from Hannover Medical School Ethics Committee  
198 (10702\_BO\_K\_2023) on May 25<sup>th</sup>, 2023.

199

200

## 201 **Results**

202 Of the n=1469 respondents who completed the survey, n=209 (14.2%) reported  
203 experiencing DMER. The demographic details of this cohort are described in Table 1.  
204 The mean age was 31 with a range of 18-48 years. 100% identified as female, so we  
205 will refer to them as “women” and “mothers” in our text. The delivery mode was vaginal  
206 in 63.3% (n=873/1380), operative vaginal in 10.6% (n=146/1380), and cesarean in  
207 26.2% (n=361/1380) for the most recent birth. Most respondents, 63.7% (871/1390)  
208 had one child. 64.0% (n=937/1464) were married, and 30.2% (n=442/1464) reported  
209 living in long-term partnerships, while 5.1% (n=74/1464) were single. The majority  
210 (n=1123/1468, 77.5%) had a degree of higher education, such as a bachelor degree  
211 or a qualification from the German apprenticeship system (Table 1). The income  
212 distribution in our survey cohort largely reflected that of the general population<sup>9</sup>, with  
213 the largest subgroup within the cohort (28.5%. n=405/1421) earning 40,000-59,000 €  
214 per year per household after taxes (Table 1).

215 It is important to note that in Germany, having a “migration background” reflects an  
216 identity rather than a specifically defined ethnic population. People who identify as  
217 having such a background can be recent arrivals or German-born citizens who have  
218 familial and historic ties to immigrant communities. Respondents to our survey who  
219 self-identified in this group had a higher risk of developing DMER in our logistic  
220 regression analysis (Figure 1).

221 Analyzing potential risk factors across the DMER and non-DMER groups, we found a  
222 high co-incidence of DMER with both PPD and baby blues (Fig 1). In each case, people  
223 who had either of these conditions were more than twice as likely to report DMER as

224 those who did not. Similarly, mothers who reported having been diagnosed with a  
225 mental health disorder prior to pregnancy carried an elevated risk for DMER, while  
226 those with a previous history of a somatic illness did not. We identified a higher risk of  
227 DMER in those with a post-secondary degree. DMER was also more frequent in  
228 mothers supplementing their nursing with formula, likely reflecting the fact that DMER  
229 during breastfeeding led to alternative feeding choices in these families.

230 Marital status, household income, maternal age at birth of first child, BMI, history of  
231 medical illness, mode of birth, and sex of infant did not affect likelihood of developing  
232 DMER. Similarly, there was no change in DMER risk related to whether a pregnancy  
233 was planned or not, nor whether it was the result of assisted reproductive technology.  
234 Also statistically insignificant were a history of pregnancy or birth complications,  
235 including prematurity, a history of induced or spontaneous abortion, medication use  
236 during pregnancy, and hospitalization of the infant or birthing parent. Overall, 50.7% of  
237 non-birthing partners took parental leave for at least the first four weeks after birth, but  
238 we found no significant effect of partner parental leave on the development of DMER.

239 Among the n=209 women who reported experiencing DMER, we sought to explore and  
240 better define the parameters of this condition. 57.7% (n=113/196) reported their  
241 symptoms lasted for 1-5 minutes, with 18.9% (n=37/196) stating shorter duration than  
242 one minute and 23.5% (n=46/196) reporting durations above five minutes per episode  
243 (Fig 2).

244 When asked to select feelings experienced during DMER episodes from a list of  
245 twenty-four emotions, most respondents choose between one and three. The most  
246 common were, in descending order: tense, hypersensitive, frustrated, irritable,  
247 overwhelmed, sad, and lonely (Fig 3). Similar emotions were more likely to be selected

248 together, e.g. a high level of overlap between “angry” and “annoyed”, or “irritable” and  
249 “frustrated” occurred.

250 85.9% (n=158/184) of mothers in the DMER group used a pump to express breastmilk  
251 (Fig 4). Of these, 44.3% (n=70/158) experienced milder DMER symptoms while  
252 pumping compared to nursing, and in 12.7% (20/158), pumping caused no DMER  
253 symptoms whatsoever. In only 5.7% (n=9/158) pumping caused more severe  
254 symptoms than nursing, and 12.0% (n=19/158) had symptoms only when pumping.  
255 For 25.3% (n=40/158) symptom intensity was equal during pumping and nursing.

256 Regarding the timing of symptom onset, 73.3% (n=132/180) of respondents reported  
257 experiencing DMER only at the beginning of a nursing session (Fig. 5). Another 11.1%  
258 (n=20/180) experienced symptoms during every letdown while nursing. Less  
259 frequently, mothers reported DMER during initiation of pumping only (n=8/180, 4.4%),  
260 or during every letdown in a pumping session (n=2/180, 1.1%). 10.0% of women  
261 (n=18/180) reported symptoms during every letdown, regardless of whether they were  
262 pumping or nursing.

263 Regarding symptom persistence and severity between birth and breastmilk weaning,  
264 almost half of respondents in the DMER group, 40.2% (n=72/179), reported that their  
265 symptoms remained stable, in 29.6% (n=53/179) symptoms decreased, and in 9.5%  
266 (n=17/179) they disappeared completely. In contrast, 17.9% (n=32/179) of mothers  
267 reported that DMER symptoms became worse over the course of the lactation period  
268 (Fig 6).

269 Importantly, 16.9% (n=30/177) of DMER respondents stopped breastfeeding because  
270 of their DMER symptoms, and a further 19.2% (n=34/177) had considered doing so.  
271 Additionally, 2.8% (5/177) stopped nursing a previous child due to DMER (Fig 7).

272 When asked which factors worsened or exacerbated DMER symptoms from a list of  
273 10 items (suppl. Fig. 8), the respondents selected a mean of 2.7 answers. The most  
274 frequently chosen were stress (n=113/182, 62.1%), closely followed by sleep  
275 deprivation (n=110/182, 60.4%, Fig. 8). Loneliness and conflict with a significant other  
276 were also frequently reported (n=90/182, 49.5% and n=89/182, 48.9%, respectively).  
277 Interestingly, a relevant proportion (n=47/182, 25.8%) reported that shorter periods  
278 between feedings aggravated DMER symptoms.

279 Next, we asked mothers affected by DMER about factors that alleviated DMER  
280 symptoms (18 answer options, Fig. 9). Here, the mean number of selected mitigating  
281 factors was 2.3, with “support from partner” and “sleep” most frequently selected as  
282 easing factors (n=63/182, 34.6% and n=54/182, 9.7%, respectively, Fig. 9).  
283 Distraction, drinking fluids, music, and a longer time between feedings were also  
284 reported to improve DMER (n=53/182, 29.1%; n=39/182, 29.4%; n=30/182, 16.5%;  
285 n=26/182, 14.2%, respectively). Importantly, however, the fourth most frequently  
286 chosen answer was “nothing helps” (n=42/182, 23.1%).

287

288 4. Comment:

289 a. Principal Findings

290 In our sample, 14.2% (n=209/1469) of mothers reported having DMER. Those with  
291 either PPD or baby blues were twice as likely to experience DMER, and a history of  
292 mental health conditions prior to pregnancy also elevated the DMER risk. Higher  
293 education level and migration background also increased the likelihood of developing  
294 DMER in our cohort. Symptoms were exacerbated by stress, sleep deprivation, and  
295 conflict with a significant other. Respondents reported the most helpful factors in  
296 alleviating or mitigating DMER were sleep and support from a partner. Longer periods  
297 between feedings were also associated with improved symptoms, while more frequent  
298 feeds increased severity. While more than a third of mothers experienced reduction of  
299 DMER symptoms over the course of the lactation period, almost every fifth mother  
300 experienced a worsening of her DMER over the course of her time nursing. Importantly,  
301 one in six women stopped breastfeeding due to DMER.

302

303 b. Results in the Context of What is Known

304 Because DMER is a relatively recently described phenomenon, reliable data on basic  
305 characteristics such as its prevalence and persistence over time are extremely  
306 scarce<sup>10</sup>. To the best of our knowledge, this is the largest study to date, and we confirm  
307 a high prevalence of DMER amongst lactating mothers using an unselected sample of  
308 breastfeeding women.

309 The observed rate of 14.9% is in the middle of the wide range of previously published  
310 literature. The first study, a pioneering work by Ureño et al, included a retrospective  
311 chart review of 164 women attending their 6-8 week postpartum visit, 9.1% of which

312 reported DMER-like symptoms<sup>3</sup>. These authors also conducted an online survey in 99  
313 people recruited from a DMER support website and described the demographic data,  
314 obstetric history, and DMER symptoms in this cohort. The authors found that 35% of  
315 respondents had either stopped breastfeeding due to DMER or were considering doing  
316 so. The proportion of mothers ceasing nursing or considering doing so in our study is  
317 remarkably similar (36.2%). This finding confirms that DMER is a highly relevant factor  
318 in nursing decisions.

319 Another smaller study from the United States, included 200 women between 4 and 12  
320 weeks postpartum and found 12 individuals with DMER, a rate of 6%<sup>11</sup>. This study  
321 found an association between DMER and a higher score on the Edinburgh Postnatal  
322 Depression Scale. Interestingly, pre-existing depression or anxiety were not  
323 associated with DMER, but other mood disorders were. However, with a DMER sample  
324 size of twelve, caution must be exercised in interpreting these results. A much a higher  
325 rate of DMER occurrence, 23.3% was found in a Japanese study of 202 women<sup>12</sup>. This  
326 study, however, may suffer from recall bias, as it was conducted in the context of the  
327 3-year well-child visit, increasing the time between breastfeeding initiation and survey  
328 time point. The authors describe a relationship between DMER and maternal age, with  
329 those under 35 years of age more likely to be affected. In our larger study, we did not  
330 find a correlation between DMER and maternal age, either at the time of surveying or  
331 at birth of first child. Our finding that higher educational attainment increased DMER  
332 risk was also in contrast to the Japanese cohort, where educational background did  
333 not affect likelihood of developing DMER. Divergent findings in different countries are  
334 likely explained by the complex interplay of personal and cultural factors in determining  
335 the perinatal experience and reporting.

336

337 c. Clinical Implications

338 Awareness of DMER among providers of obstetric health care is improving, but the  
339 lack of robust data in this area limits evidence-based management recommendations.  
340 Based on our findings, DMER appears to affect a similar number of mothers as PPD<sup>13</sup>  
341 <sup>14</sup> and significantly impacts nursing practices. As such, we believe that postpartum care  
342 should routinely include information and support for DMER alongside other postpartum  
343 mental health disorders.

344 Providers should be especially alert when birthing parents have a preexisting history  
345 of psychiatric disease or are experiencing PPD or baby blues. The finding that a  
346 migration background elevates the risk of developing DMER is novel and can aid  
347 clinicians in identifying a vulnerable group at particular risk.

348 Regarding management strategies, our data finds that a supportive partner, sleep, and  
349 distraction during nursing may alleviate symptoms. Longer periods between feedings  
350 were associated with symptom improvement, and could represent a useful approach,  
351 if infant nutritional needs allow. Around half of mothers with DMER in our cohort who  
352 used a breast pump reported milder or absent symptoms while pumping as compared  
353 to nursing, suggesting another mitigating strategy. However, pumping itself may be  
354 associated with stress and earlier breastfeeding cessation, so the value of this  
355 approach may be limited<sup>15</sup>.

356 Of special concern is the finding that one in six of DMER patients stopped nursing due  
357 to their symptoms, and a further fifth of these mothers were considering doing so. While  
358 all parents should make infant feeding decisions based on their personal preferences,  
359 this high rate of cessation among parents who initially wished to breastfeed underlines  
360 the high burden associated with DMER.

361 Our results add to the body of evidence that provides an essential foundation for  
362 decision making among health care providers and parents. For example, there is no  
363 previous published data assessing the likelihood of spontaneous regression of  
364 DMER, despite the obvious relevance of this question to affected parents. Our study  
365 is the first to address DMER persistence over time, and our finding that symptoms  
366 improved or disappeared in around 40% of women over their lactation period, with  
367 almost 10% experiencing full resolution of DMER symptoms may help inform the  
368 choices of affected families.

369

#### 370 d. Research Implications

371 Many epidemiological and pathophysiological questions on DMER remain  
372 unanswered. In our study, a higher level of education or migration background were  
373 associated with increased risk for DMER, but net household income and age of mother  
374 were not. More research is needed to interrogate the relationship between  
375 socioeconomic factors and DMER risk, as well as the interplay with PPD and baby  
376 blues. Additionally, while we identified partner support and sleep to be relevant factors  
377 once DMER developed, having a partner at home full time for the 4 weeks following  
378 birth was not associated with a lower risk of developing DMER in our study. This may  
379 be because parental leave by the non-birthing parent is more common in high-income  
380 households, possibly veiling an effect in our study. The role of the support systems in  
381 DMER prevention and mitigation requires further study, as do the interesting  
382 differences experienced by DMER affected mothers during nursing and pumping.  
383 Indeed, a better understanding of the pathophysiological mechanisms underlying  
384 DMER would go a long way towards developing evidence-based recommendations.

385

386 e. Strengths and Limitations

387 The primary strength of our study is the large sample size of unselected respondents,  
388 with over one thousand four hundred women surveyed and over two hundred mothers  
389 with DMER included in our analysis. The DMER-neutral study recruitment strategy  
390 allowed for data collection from a large sample of parents with breastfeeding  
391 experience without preselecting for women with an interest in, or awareness of, DMER.  
392 However, given the online nature of the questionnaire, selection bias is likely, as  
393 parents willing to participate in a health questionnaire and those able to scan a QR  
394 code to conduct an online survey are likely different from those who do not. For  
395 example, mothers with migration background were underrepresented in our study as  
396 compared to the general population. Another limitation of our study may lie in the fact  
397 that symptoms were self-reported. An element of recall bias is probable, as we included  
398 mothers who had given birth within the previous 18 months. It is possible that those  
399 currently nursing a newborn had a more accurate memory of early breast-feeding  
400 details and experiences than those with older children.

401

402 f. Conclusions

403 We present the largest and most comprehensive data set on DMER published thus  
404 far. DMER is widely prevalent and responsible for significant rates of nursing cessation.  
405 We recommend all birthing parents be counseled and screened for DMER alongside  
406 postpartum mental health disorders. Further research is urgently needed to establish  
407 validated clinical tools as well as to interrogate the pathophysiological mechanisms  
408 underlying this understudied disorder.

409

410

411 **Acknowledgments**

412 We gratefully acknowledge the participation of all families who participated in our study  
413 and shared their experiences with us for the purposes of research. We thank Simon  
414 Ritter for helping with questionnaire programming and Ioannis Liolios for reviewing the  
415 statistical methods section.

416

417 **References**

418 1. Suzanne Cox. A case of dysphoric milk ejection reflex (D-MER). *Breastfeeding*  
419 *review*. 2010;18(1):16-18.

420 <https://search.informit.org/documentSummary;dn=011888817276752;res=IELAPA>.

421 2. Heise AM, Wiessinger D. Dysphoric milk ejection reflex: A case report. *International*  
422 *breastfeeding journal*. 2011;6(1):6. <https://www.ncbi.nlm.nih.gov/pubmed/21645333>.  
423 doi: 10.1186/1746-4358-6-6.

424 3. Ureño TL, Berry-Cabán CS, Adams A, Buchheit TL, Hopkinson SG. Dysphoric milk  
425 ejection reflex: A descriptive study. *Breastfeeding medicine*. 2019;14(9):666-673.  
426 <https://www.ncbi.nlm.nih.gov/pubmed/31393168>. doi: 10.1089/bfm.2019.0091.

427 4. Lynn Herr S, Devido J, Zoucha R, Demirci JR. Dysphoric milk ejection reflex in  
428 human lactation: An integrative literature review. *Journal of Human Lactation*.  
429 2024;40(2):237-247.

430 5. Deif R, Burch EM, Azar J, et al. Dysphoric milk ejection reflex: The  
431 psychoneurobiology of the breastfeeding experience. *Frontiers in Global Women's*

- 432 *Health*. 2021;2:669826. <https://search.proquest.com/docview/2601979184>. doi:  
433 10.3389/fgwh.2021.669826.
- 434 6. Liu H, Li J, Li X, Lu H. Dysphoric milk ejection reflex: Report of two cases and  
435 postulated mechanisms and treatment. *Breastfeeding medicine*. 2023;18(5):388-394.  
436 <https://www.liebertpub.com/doi/abs/10.1089/bfm.2022.0206>. doi:  
437 10.1089/bfm.2022.0206.
- 438 7. Frawley T, McGuinness D. Dysphoric milk ejection reflex (D-MER) and its  
439 implications for mental health nursing. *International journal of mental health nursing*.  
440 2023;32(2):620-626. <https://onlinelibrary.wiley.com/doi/abs/10.1111/inm.13115>. doi:  
441 10.1111/inm.13115.
- 442 8. R Development Core Team. R : A language and environment for statistical  
443 computing. *R Foundation for Statistical Computing*. 2011.
- 444 9. Statistisches Bundesamt. Nettoeinkommen privater Haushalte nach Haushaltstyp.  
445 [https://www.destatis.de/DE/Themen/Gesellschaft-Umwelt/Einkommen-Konsum-](https://www.destatis.de/DE/Themen/Gesellschaft-Umwelt/Einkommen-Konsum-Lebensbedingungen/_Grafik/_Interaktiv/einnahmen-ausgaben-haushaltstypen.html)  
446 [Lebensbedingungen/\\_Grafik/\\_Interaktiv/einnahmen-ausgaben-haushaltstypen.html](https://www.destatis.de/DE/Themen/Gesellschaft-Umwelt/Einkommen-Konsum-Lebensbedingungen/_Grafik/_Interaktiv/einnahmen-ausgaben-haushaltstypen.html).  
447 Updated 2024.
- 448 10. Ahmed M, Mahmud A, Mughal S, Shah HH. Dysphoric milk ejection reflex - call for  
449 future trials. *Arch Gynecol Obstet*. 2024;310(1):627-630. Accessed Jun 21, 2024. doi:  
450 10.1007/s00404-024-07503-4.
- 451 11. Nguyen L, Stokes S, Alsup K, Allen J, Zahler-Miller C. Dysphoric milk ejection  
452 reflex: Characteristics, risk factors, and its association with depression scores and  
453 breastfeeding self-efficacy. *Breastfeeding medicine*. 2024.  
454 <https://www.ncbi.nlm.nih.gov/pubmed/38587274>. doi: 10.1089/bfm.2023.0241.

- 455 12. Moriyama Y, Nakao Y, Yamamoto N, Oki T. Dysphoric milk ejection reflex among  
456 Japanese mothers: A self-administered survey. *International breastfeeding journal*.  
457 2024;19(1):21. <https://www.ncbi.nlm.nih.gov/pubmed/38539175>. doi:  
458 10.1186/s13006-024-00625-0.
- 459 13. Anokye R, Acheampong E, Budu-Ainooson A, Obeng EI, Akwasi AG. Prevalence  
460 of postpartum depression and interventions utilized for its management. *Annals of*  
461 *general psychiatry*. 2018;17(1):18. <https://www.ncbi.nlm.nih.gov/pubmed/29760762>.  
462 doi: 10.1186/s12991-018-0188-0.
- 463 14. Beck CT, Records K, Rice M. Further development of the postpartum depression  
464 predictors Inventory-Revised. *Journal of Obstetric, Gynecologic & Neonatal Nursing*.  
465 2006;35(6):735-745. <https://dx.doi.org/10.1111/j.1552-6909.2006.00094.x>. doi:  
466 10.1111/j.1552-6909.2006.00094.x.
- 467 15. Yourkavitch J, Rasmussen KM, Pence BW, et al. Early, regular breast-milk  
468 pumping may lead to early breast-milk feeding cessation. *Public health nutrition*.  
469 2018;21(9):1726-1736.  
470 <https://www.cambridge.org/core/product/identifier/S1368980017004281/type/journal>  
471 [article](https://www.cambridge.org/core/product/identifier/S1368980017004281/type/journal). doi: 10.1017/S1368980017004281.
- 472

473 Table 1: Respondent Characteristics (n=1469)

474 No higher education includes respondents whose highest educational level is a high  
475 school diploma (in Germany: Abitur) as well as those with diplomas obtained after  
476 less than 12 years of schooling (Hauptschulabschluss, Mittlerer Schulabschluss) as  
477 well as those who left school without a diploma. Degree of higher education includes  
478 respondents with a degree higher than a high school diploma (in Germany:  
479 Abgeschlossene Ausbildung, Bachelor or Master, Diplom oder Promotion).

480 Figure 1: Risk factors for DMER

481 Odds ratios for the variables in the logistic regression and their 95% confidence  
482 intervals. An odds ratio whose confidence interval does not include 1 is considered to  
483 be significantly elevated for that variable.

484 Figure 2: DMER duration per feeding session

485 Duration of the symptoms of DMER in the women surveyed that did suffer from  
486 DMER (n=196).

487 Figure 3: Emotions reported during DMER

488 Number of times each emotion was selected by the 209 respondents that  
489 experienced DMER. More than one emotion could be selected by each respondent.

490 Figure 4: Severity of DMER symptoms while nursing vs. pumping

491 Comparison of nursing and pumping among women that experienced DMER (n=184  
492 respondents answered question, n=158 used a breast pump, allowing comparison  
493 pumping vs nursing).

494 Figure 5: Timing of DMER symptoms during feeding sessions

495 Experience of timing of DMER during nursing and pumping sessions (n=180).

496 Figure 6: Course of DMER from birth to weaning

497 DMER symptom course over the period from birth to cessation of  
498 breastfeeding/pumping (n=179).

499 Figure 7: Effect on nursing cessation

500 Effect of DMER on infant feeding choices (n=177).

501 Figure 8: Factors that exacerbate/worsen DMER symptoms

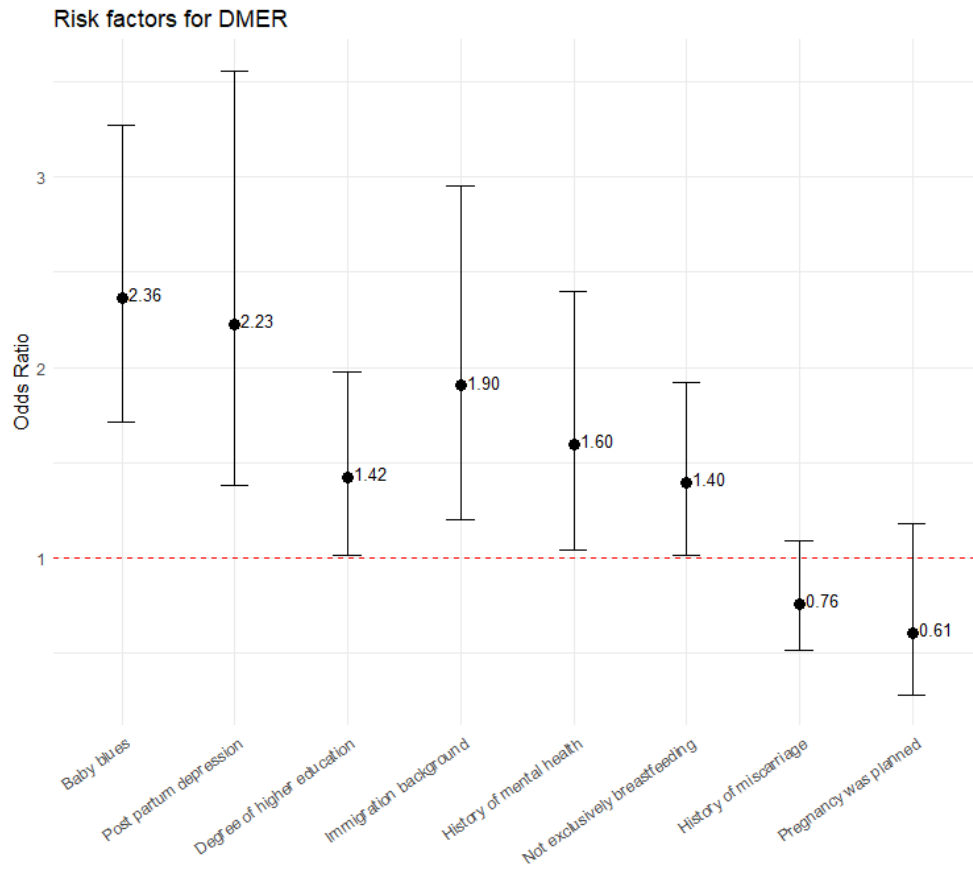
502 Factors reported by women experiencing DMER that worsened symptoms. More than  
503 one answer could be selected (n=182).

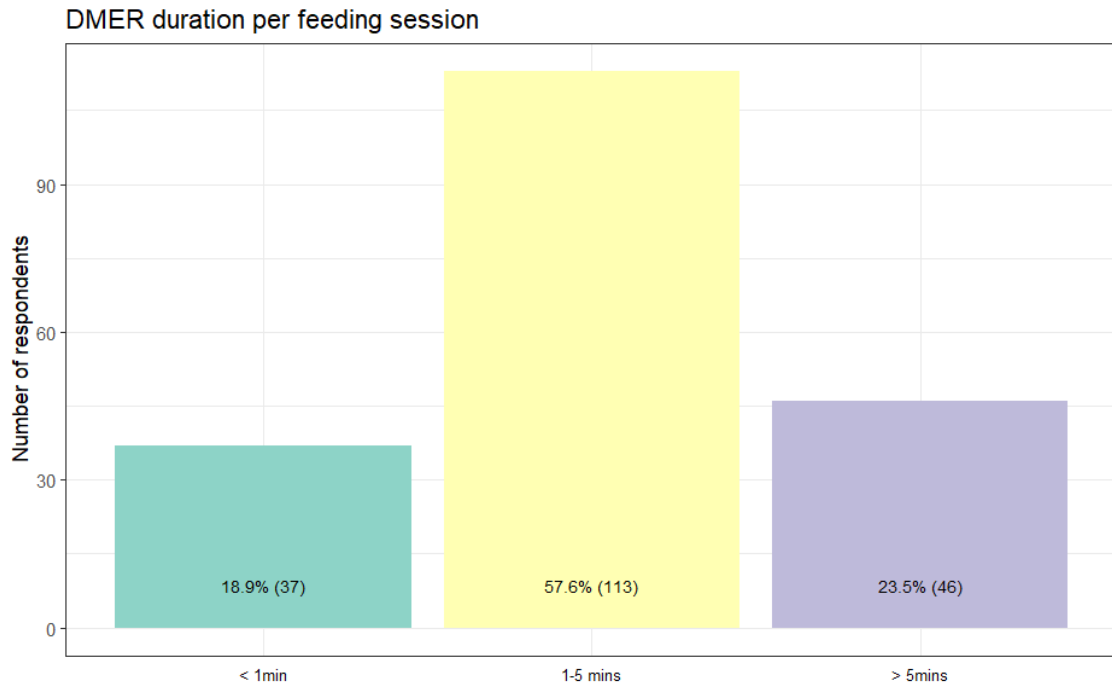
504 Figure 9: Factors that alleviate/improve DMER symptoms

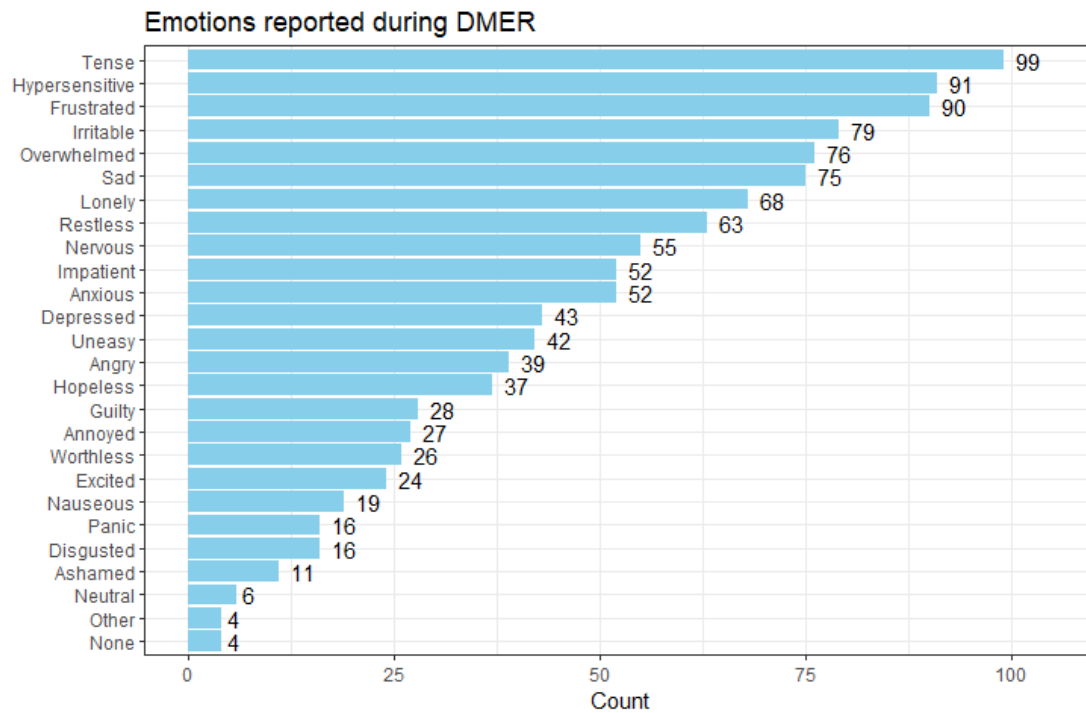
505 Factors reported by women experiencing DMER that improved symptoms. More than  
506 one answer could be selected (n=182).

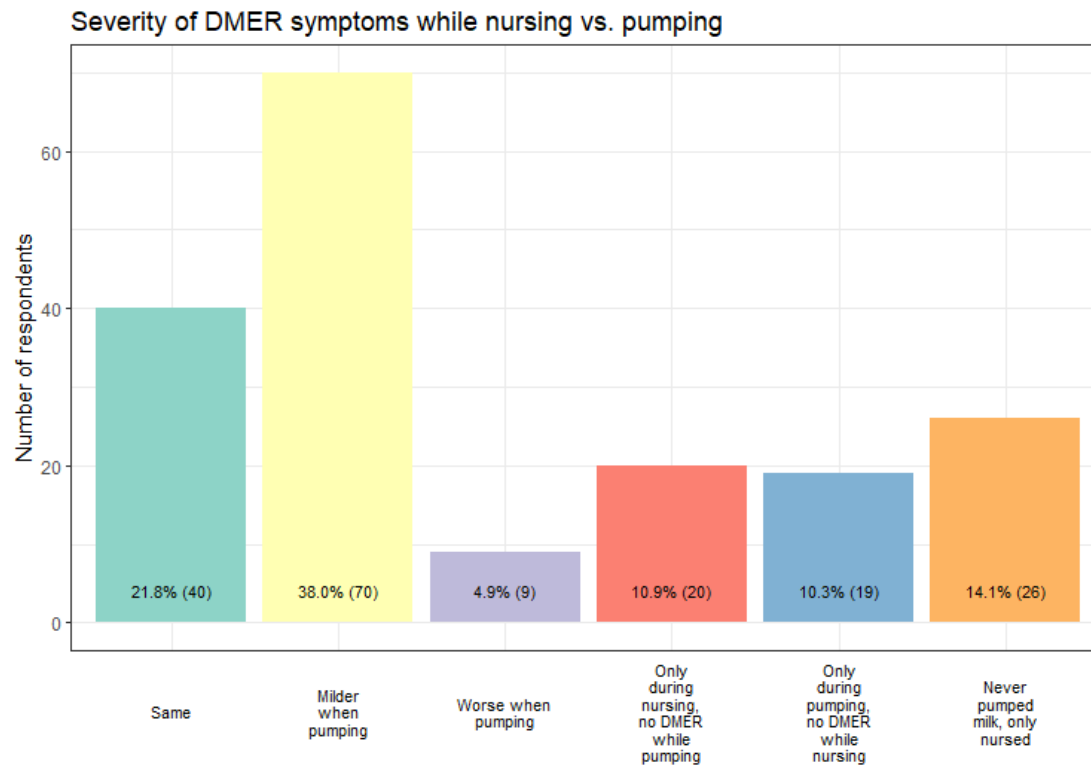
507

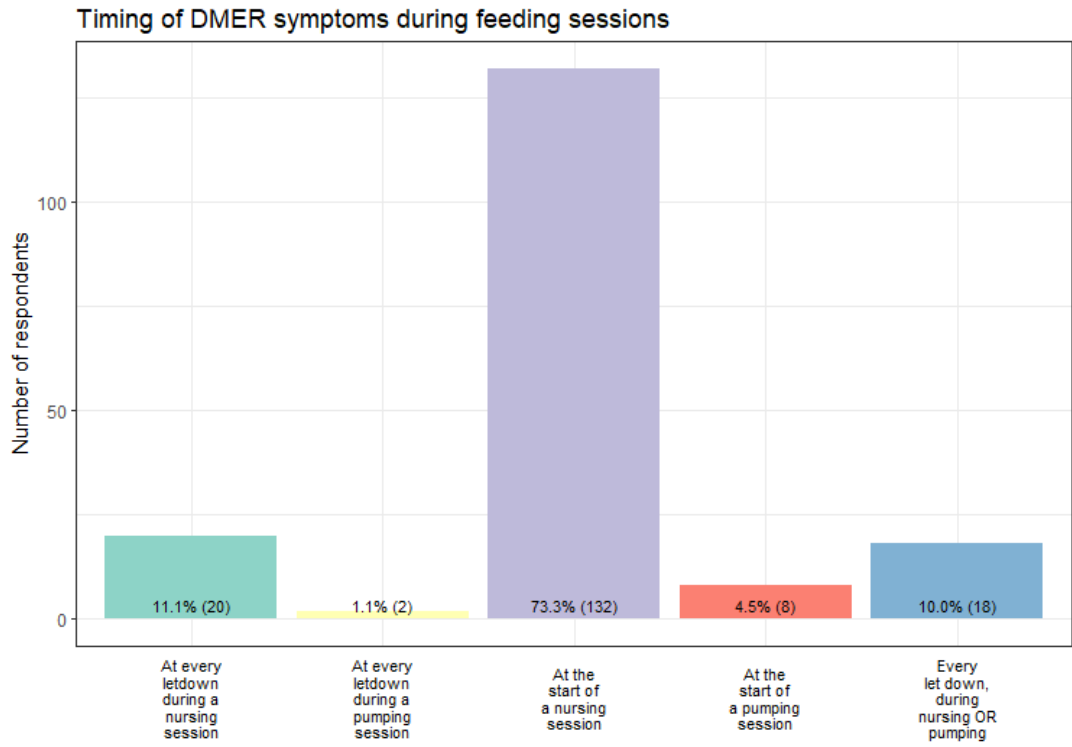
<b>Characteristics</b>	Count	%
<b>Sex</b>		
Female	1469	100%
Male	0	0%
<b>Marital Status</b>		
Married	937	64%
Single	74	5%
Long-term partnership	442	30%
Divorced	10	<1%
Widowed	1	<1%
<b>Number of children</b>		
1	871	63%
2	417	30%
3	82	6%
4+	20	1%
<b>Education level*</b>		
No higher education	345	23%
Degree of higher education	1123	77%
<b>Net household income in Euro</b>		
<20,000	86	6%
20,000-39,999	265	19%
40,000-59,999	405	29%
60,000-79,999	356	25%
80,000-99,999	161	11%
100,000-119,999	72	5%
120,000-139,999	31	2%
140,000>	45	3%
<b>Immigration background</b>		
Identify as having immigration background	150	10%
Do not identify as having immigration background	1315	90%
<b>Partner parental leave</b>		
Yes	743	51%
No	722	49%
<b>Mode of birth</b>		
C-section	361	26%
Vaginal	873	63%
Operative vaginal	146	11%
<b>Characteristics</b>	Median	IQR
<b>Current age of respondent in years</b>	31	6
<b>Age at birth of first child in years</b>	29	7
<b>Current age of youngest child in months</b>	10.5	9
<b>BMI</b>	24.46	6.54

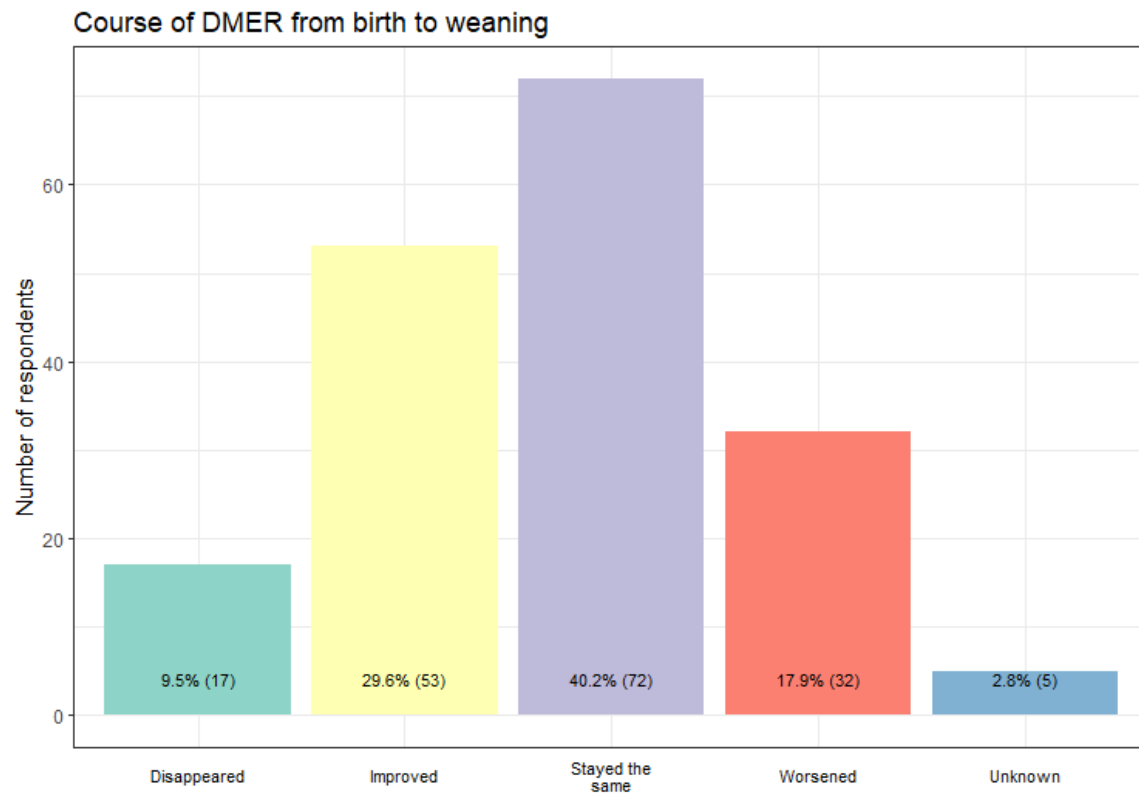


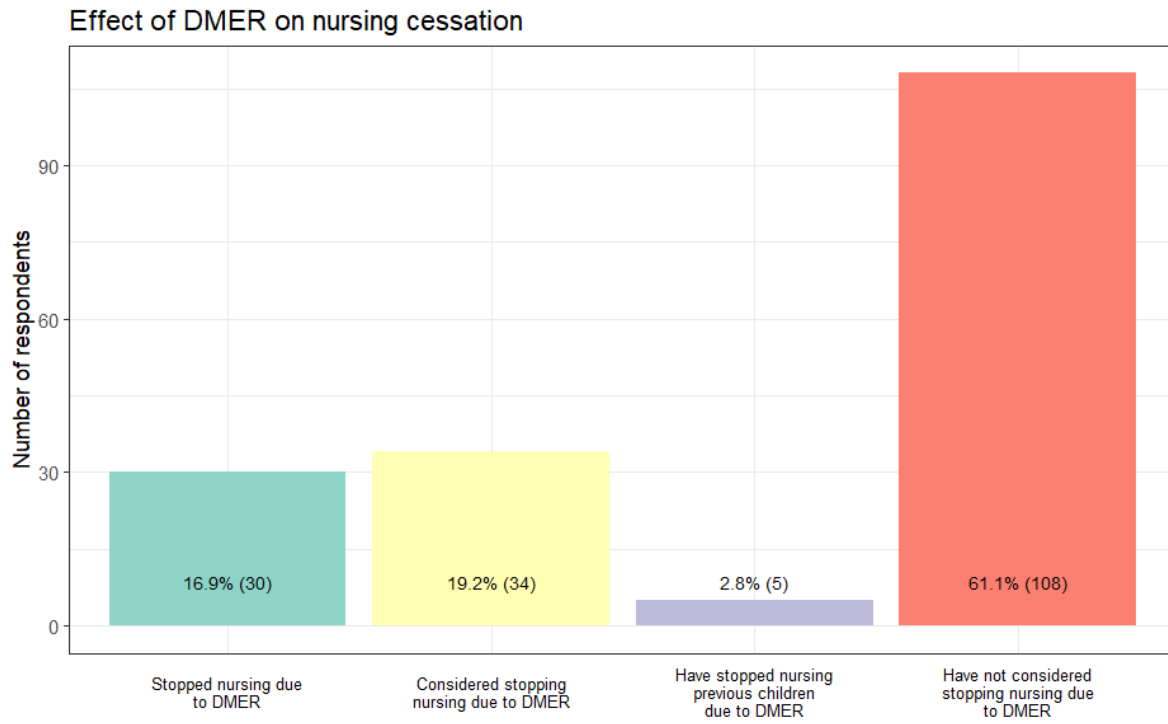


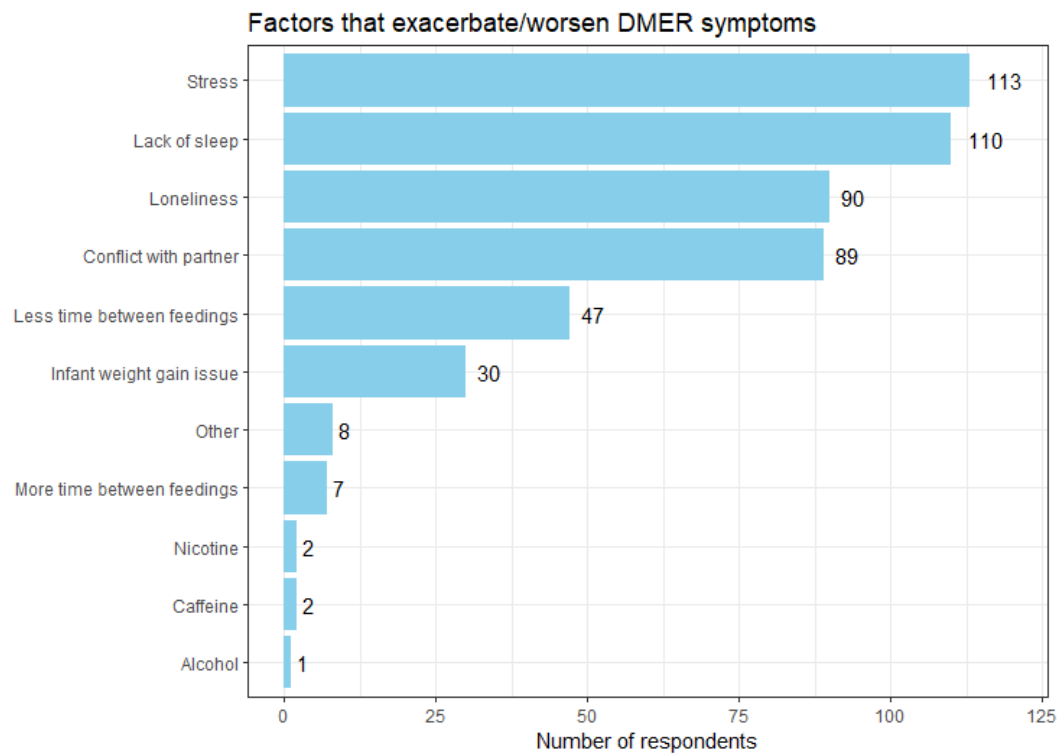


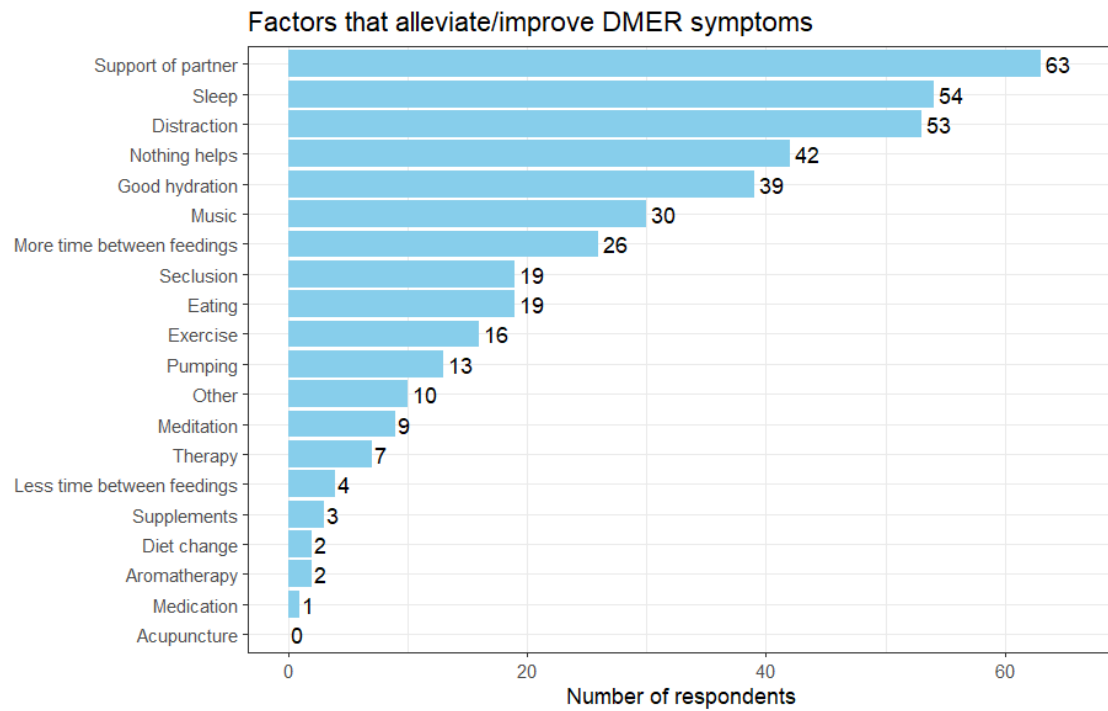












## **Survey (Translated from the original German)**

**Do you have a child under 18 months old?**

Yes

No

If Yes → Continue

If No → Survey ends, straight to “Thank you for participating” page

**How old is your youngest child in months?**

[Please select]

**How long did you breastfeed your youngest child?**

[Please select]

**Did you carry and gave birth to the baby?**

Yes

No

**How was your child fed milk?**

**If you have multiple children, please answer regarding your youngest child.**

Exclusively breastfed

Exclusively bottle fed from birth

Both breastfed and bottle-fed.

**What is your current marital status?**

Single

In a long-term partnership, not married

Married

Widowed

Divorced

Registered civil partnership

Registered civil partnership, partner deceased

Registered civil partnership, dissolved

### **What is your highest school or university degree?**

No school leaving certificate

Vocational school leaving certificate (Hauptschulabschluss, at least 9 years of schooling)

Intermediate school leaving certificate (Realschulabschluss, 10 years of schooling)

Secondary school leaving certificate, (Abitur 12-13 years of schooling, qualification for University entry)

Degree from vocational training program

Completed Bachelor's degree or equivalent

Master's degree

State examination (for example, Lawyers, Teachers, Pharmacists)

Diploma and Magister (for example, Engineers, Architects, Artists)

Doctorate

### **Which statement applies to you? Multiple choice possible.**

I am currently working part-time.

I am currently working full-time.

I am currently on parental leave.

I am currently on maternity leave.

I am currently studying.

I am currently in training.

I am currently unemployed.

### **What was the total net income in euros of all members of your household last year?**

0 – 19.999

20.000 – 39.999

40.000 – 59.999

60.000 – 79.999

80.000 – 99.999

100.000 – 119.999

120.000 – 139.999

140.000 or more

**Do you have a migration background?**

Yes

No

**How old are you in years?**

**How tall are you in cm?**

**How much do you weigh in kg?**

**Do you have one or more known illnesses?**

Examples include high blood pressure, diabetes, autoimmune diseases, thyroid problems or cancer, etc.

Yes

No

**Do you take medication regularly?**

This includes taking vitamins, folic acid or iron.

Yes

No

**Have you been diagnosed with a mental illness by a doctor or psychotherapist?**

Yes

No

**If above question “yes” ->**

**What medication do you take regularly?**

**How many pregnancies have you had that ended in a live birth?**

One

Two

Three

Four

Five

More than five

**How old were you when your youngest child was born?**

[Please select]

**What is the sex of your youngest child?**

Female

Male

**How did you give birth to your youngest child?**

Vaginal

Assisted vaginal (e.g. forceps-assisted delivery)

Caesarean section

**Did you carry multiples during your most recent pregnancy?**

Yes

No

**Was the pregnancy of your youngest child planned?**

Yes

No

**Was the pregnancy with your youngest child the result of assisted reproductive technology/fertility treatment?**

Yes, we became pregnant through fertility treatments/medical assistance.

No, we became pregnant naturally.

**Did you experience any complications during the pregnancy of your youngest child?**

Examples of possible pregnancy complications are blood clots/thrombosis, hemorrhage, hypertension, gestational diabetes, severe vomiting (Hyperemesis Gravidarum), pre-eclampsia, eclampsia, HELLP-syndrome, cervical insufficiency etc.

Yes

No

**Was the birth of your youngest child premature?**

A premature birth is a delivery before the 37th week of pregnancy.

Yes

No

**Did you regularly take medication during the pregnancy of your child under 18 months of age?**

This also includes taking vitamins, folic acid or iron.

Yes

No

**Did you experience any complications during the birth of your youngest child?**

Examples of birth complications are labor disturbances, shoulder dystocia, positional anomalies, umbilical cord complications, premature detachment of the placenta,

haemorrhage, malposition of the cervix, non-discharge of the placenta, abnormal CTG (baby's heartbeat), etc.

Yes

No

**Was your partner at home continuously for the first four weeks after the birth of your youngest child, for example due to parental leave?**

Yes

No

**Did you have a prolonged hospitalization around the birth of your youngest child due to your own health?**

Yes, I was hospitalized for more than a week before the birth of my youngest child.

Yes, I was hospitalized for more than a week after the birth of my youngest child.

Yes, I was hospitalized for longer than a week both before and after the birth of my youngest child.

No, I was not in hospital for longer than planned for the birth.

**Was your youngest child hospitalized for longer than planned after the birth?**

Yes, my baby had to stay in hospital for less than a week after the birth for observation or treatment.

Yes, my baby had to stay in hospital for observation or treatment between one week and one month after birth.

Yes, my baby had to stay in hospital for observation or treatment for more than a month after birth.

No, we did not have an extended hospital stay.

**Have you experienced miscarriages in the past?**

Yes

No

**Have you experienced abortion in the past?**

Yes

No

**Do/Did you pump breast milk at any time?**

Yes

No

**Did you experience “baby blues” after the birth of your youngest child?**

Baby blues usually occurs in the first 14 days after giving birth and is characterized by mood swings and crying. Other symptoms may include irritability and a feeling of being overwhelmed. This moodiness is not continuous, but alternates with periods without sadness or similar feelings.

Yes

No

**Did you experience postpartum depression after the birth of your youngest child?**

Postpartum depression is defined as a depressive episode that begins within the first four weeks after giving birth. Symptoms can include feelings of guilt, anxiety and a feeling of numbness towards the child. These feelings are continuously present and dominate everyday life without periods of temporary alleviation.

Yes

No

We would now like to ask about phenomenon that has recently become better described in medical literature called “Dysphoric Milk Ejection Reflex” (DMER). DMER is an abrupt, often overwhelming wave of negative emotions that come only during milk-letdown. These feelings can include anger, sadness or any other intense emotion.

**Have you experienced these or similar symptoms while breastfeeding your youngest child?**

Yes

No

**Did/do the DMER symptoms occur suddenly and occur only during feeding or pumping sessions?**

Yes

No

**Shortly before or during the milk letdown, I felt/feel...**

Multiple selections possible.

Anxious

Excited

Tense

Disgusted

Depressed

Frustrated

Nervous

Neutral

Panicky

Irritable

Shameful

Guilty

Sad

Hypersensitive

Restless

Impatient

Unwell

Overwhelmed

Nauseous

Annoyed

Worthless

Angry

Other

None of the above applies to me.

**I felt/feel one or more of the above symptoms:**

*Multiple selection possible.*

Only at the beginning of each nursing session.

During every letdown of a nursing session

Only at the beginning of a pumping session

With every milk let-down during pumping sessions

With every spontaneous milk let-down that occurs while neither breastfeeding or pumping.

**How long did/does DMER last for you?**

less than 1 minute

between 1 and 5 minutes

more than 5 minutes

**How were/are your DMER symptoms when pumping compared to those when breastfeeding?**

My symptoms are milder when pumping than when breastfeeding.

My symptoms are the same when pumping as when breastfeeding.

My symptoms are more pronounced when I pump than when I breastfeed.

I only experience these symptoms when pumping, but not when breastfeeding.

I only experience these symptoms when breastfeeding, but not when pumping.

I do not use a breast pump.

**Which statement most accurately reflects your experience?**

*Note: This question refers to improvement or worsening in DMER symptoms before weaning occurred.*

During the time between giving birth and weaning, my DMER symptoms were the same throughout.

During the time between birth and weaning, my DMER symptoms improved.

During the time between birth and weaning, my DMER symptoms disappeared completely.

During the time between birth and weaning, my DMER symptoms worsened.

I am at a point in my breastfeeding journey where I am not yet able to comment on this.

**Have you considered stopping breastfeeding because of the DMER symptoms?**

Yes, I have already stopped breastfeeding because of DMER.

Yes, I have considered/am considering stopping breastfeeding because of DMER.

No, I have not considered stopping breastfeeding because of DMER.

No, not this time, but I have stopped breastfeeding other children because of these symptoms.

**Is there anything that has a positive influence on your DMER symptoms when breastfeeding your youngest child?**

Multiple selection possible.

Distraction

Pumping instead of breastfeeding

Acupuncture

Aromatherapy

Exercise

Change of diet

Food

Fluid intake

Medication

Meditation

Music

Nutritional supplements

Psychological counselling/therapy

Sleep/rest

Support from partner or others

Shortened intervals between feeding sessions

Increased time between feeding sessions

Seclusion

Other

No, I haven't found anything that helps me with this.

**Is there anything that makes your DMER symptoms worse?**

Multiple selection possible.

Loneliness/being alone

Caffeine

Conflict in my relationship with my partner

Lack of weight gain of the child

Lack of sleep

Stress

Shortened intervals between feeding sessions

Longer intervals between feeding sessions

Alcohol

Nicotine consumption

Other