

1 INVESTIGATING THE IMPACT OF LIVED EXPERIENCE
2 STORIES ON SELF-HARM, MOOD, AND HELP-SEEKING
3 INTENTIONS: AN EXPERIMENTAL STUDY

4 Jennifer Ferrar*, PhD^a, Lizzy Winstone, PhD^b, Ian Penton-Voak, PhD^{a,c}, Lucy Biddle,
5 PhD^{b,c}, Paul Moran, MD, FRCPsych^{b,c,d}, Lydia Grace, PhD^e, Becky Mars, PhD^{b,c}

6 a School of Psychological Science, University of Bristol, Bristol, UK

7 b Population Health Sciences, Bristol Medical School, University of Bristol, Bristol, UK

8 c NIHR Biomedical Research Centre at the University Hospitals Bristol NHS Foundation Trust, UK

9 d Centre for Academic Mental Health, Population Health Sciences Department, Bristol Medical
10 School, University of Bristol, Bristol, UK

11 e Samaritans, UK

12

13 *corresponding author

14 Email: jennifer.ferrar@bristol.ac.uk

15

16 **Abstract**

17 **Objective**

18 To investigate the psychological impact of variations in help-seeking messages contained in lived
19 experience stories about self-harm.

20 **Method**

21 In an online experiment, individuals with a recent history of self-harm, were randomised to read stories
22 that either mentioned: i) self-help strategies, ii) seeking help from informal and formal sources, or iii) did
23 not mention help-seeking. Help-seeking intentions, mood, entrapment, and expectations of future self-
24 harm was measured, and participants provided feedback on the stories.

25 **Results**

26 There was limited evidence for an effect of story type on future help-seeking intentions and stronger
27 evidence for an effect of story type on negative affect. Participants in the “Self-help” condition reported
28 lower negative affect after reading the stories compared to participants in the “No help” condition (Mean
29 difference = -3.97, 95% CI -7.72 to -0.22, $p = .04$) and the “Informal/formal” help condition (Mean
30 difference = -3.70, 95% CI -7.55 to 0.14, $p = .06$). A key criticism of the stories was that they were
31 unrelatable, but this sentiment was less prevalent among those in the “No help” condition. Key positives
32 were that the stories included a realistic but hopeful outlook of recovery (less prevalent in the
33 “Informal/formal help” condition) and were supportive (less prevalent in the “No help” condition).

34 **Conclusion**

35 While the inclusion of self-help strategies in a lived experience story reduced its impact on negative
36 affect, the inclusion of self-help strategies or seeking help from others did not encourage future help-
37 seeking intentions. Making stories relatable, authentic, and providing multiple strategies for support
38 might be key to encourage help-seeking, but more research is needed.

39

40

41 Introduction

42 Individuals experiencing self-harm or suicidal thoughts may seek support via the
43 internet. Self-harm related internet use can be both helpful and harmful (1,2). Self-harm related
44 internet content can foster a sense of community, thereby reducing feelings of loneliness and
45 isolation, (3–6) and provide practical advice and moral support on how to manage self-harm
46 (4,7–10). In addition, self-harm related internet use provides an alternative for individuals who
47 are not yet ready, or may be unwilling, or unable to access support offline (11–14).

48 However, there is also a link between self-harm related internet use and higher levels
49 of suicidal intent (12,15,16), although the direction of effects is not clear. Due to a lack of
50 regulation, content encouraging self-harm is easily accessible online (2,17,18). In addition,
51 content or environments intended to discourage self-harm could unintentionally reinforce self-
52 harm behaviour, for example via normalisation or competition (18,19). Further, the
53 categorisation of self-harm content as either harmful or helpful is not straightforward. A recent
54 systematic review illustrates the complex nature of engagement with self-harm content.
55 Whether the content negatively or positively affects the individual engaging with it depends on
56 the content, the individual, and the time and space in which it is encountered (2).

57 The internet provides a wide range of self-harm content including information about
58 self-harm behaviour, self-help strategies, lived-experience stories, images of self-harm,
59 signposting to help, and dialogue (2,13,18,20,21). They all come with limitations, for example,
60 research suggests that information-giving can often be impersonal, disengaging, and
61 “insufficient in moments of crisis” and that signposting can often be redundant as many
62 searching for help online are doing so because of barriers to engaging with signposted
63 services (13). The impact of self-harm images such as scars can be mixed, reminding some
64 of recovery while triggering others (2). Among those who access self-harm related internet
65 content, there seems to be a preference for real-time help (e.g., “live chat”), self-help tools,
66 and interaction with others, particularly via lived-experience content (13,22).

67 Lived-experience stories are often used on formal help sites as they are viewed as
68 personal and engaging and can validate crisis for readers, while also offering reassurance that
69 they are not alone in their struggle and that recovery is possible (13,22,23). However, there
70 are several components which might influence whether a lived-experience story is perceived
71 as helpful, unhelpful, or potentially harmful. Stories appearing on forums, even those that are
72 run by trained moderators, might be triggering for some people, for example by including
73 details of methods, injury, or graphic imagery. Stories appearing on websites run by charities
74 and healthcare organisations usually include a personal narrative of help-seeking and
75 recovery. However, the evidence supporting that these encourage help-seeking in the reader
76 is limited (22,23). Further, the careful regulation of content might be perceived as overly
77 censored and lead some to search for unrefined content in covert and riskier spaces (2). Even
78 unregulated content posted by a lay individual is curated in a different respect, for example on
79 social media platforms where users are often presenting themselves in an idealized way
80 (24,25).

81 The present study is part of a mixed-methods project which aimed to investigate how
82 variations in help-seeking messages contained within lived experience stories are interpreted
83 by and psychologically impact those with self-harm experience. Findings from the qualitative
84 component (focus groups) demonstrated that although it is a complex relationship, individuals
85 with recent self-harm experience could positively engage with lived experiences stories, for
86 example if they reflected a wide range of personal journeys and avoided the use of

87 stigmatizing language (23). The present study aimed to gather additional evidence on the
88 effect of online lived-experience stories using an experimental design.

89 More specifically, we sought to investigate the psychological impact of stories with
90 different types of help-seeking messages, including those mentioning self-help strategies,
91 informal/formal help-seeking (i.e., friends, family, or professionals), and no help-seeking. We
92 sought to assess if the type of help-seeking referenced in a lived experience story had an
93 impact on help-seeking intentions, mood, expectations of future self-harm behaviours, as well
94 as psychological factors implicated within the suicidal pathway, such as sense of entrapment
95 (i.e., lack of escape from unbearable thoughts, feelings, situations) (26,27).

96 Methods

97 This paper focuses on the quantitative component of a mixed methods study (for the
98 qualitative component, see Winstone et al., 2023) which explored how people with self-harm
99 experience and interpret lived experience accounts as a means of support. The protocol
100 (<https://osf.io/qtgvp>) was pre-registered ahead of data collection (<https://osf.io/cesda>).

101 Participants

102 The study was advertised by the research team and mental health charities on their
103 webpages, social media accounts and in newsletters sent out to individuals who signed up to
104 hear about regular research/charity activity. The study was also advertised on self-
105 harm/mental health specific forums, on Reddit, RecoverYourLife, and the National Self Harm
106 Network website. The study was hosted online: after providing consent and completing a self-
107 administered baseline questionnaire, participants were randomly assigned to one of three
108 story conditions 1) self-help strategies, 2) informal/formal help- seeking, 3) no help-seeking.

109 We conducted an a priori power analysis (G*Power v3.1.9.7) (28) which determined
110 that a sample of 246 participants would provide adequate (80%) power for our main analysis
111 (one-way ANOVA) to detect a small-medium effect size ($f = 0.2$) for our primary outcome
112 (differences in help-seeking intentions) among the three story groups.

113 Ethical approval was granted by the University of Bristol School of Psychological
114 Science Research Ethics Committee (REF: 10504). The study was conducted according to
115 the revised Declaration of Helinski (2013) and the 1996 (ICH Guidelines for Good Clinical
116 Practice E6(R2). To be eligible for the study, participants had to be aged 16 years or older,
117 fluent in English, currently resident in the UK, and have engaged in self-harm within the past
118 year. Before beginning the study, participants had to provide informed written consent. After
119 taking part, participants were offered the opportunity to enter in a prize draw to win one of four
120 £40 shopping vouchers.

121 Setting

122 The task was programmed using Gorilla Experiment Builder (<https://gorilla.sc/>) (29).
123 Participants could access the task from any device that allowed them to access any web
124 browser.

125 Materials

126 Three template stories were used in this study (see Appendix S1). The same three
127 templates were presented to all participants but a portion of text was modified (removed and/or
128 inserted) to reflect the different experimental conditions: Self-help strategies, informal/formal
129 help-seeking, and no help-seeking. The template stories were chosen from an initial shortlist
130 of ten real-life stories curated by BM. These were selected from a variety of online sources

131 including the websites of third-sector organisations and healthcare organisations, web-based
132 forums, and personal blogs. This approach was used to ensure that they were not solely
133 representative of the more polished stories that often appear on formal help sites. For ethical
134 reasons, stories were excluded if they encouraged self-harm, described self-harm methods in
135 detail or did not have a recovery-oriented/hopeful outlook. Each of the ten stories was
136 independently ranked (in order of preference) and discussed by BM and three of the study
137 authors (JF; IPV; LB). Three lived experience stories were then chosen following the ranking
138 and discussion to be used as the template stories. The only key difference across the
139 experimental conditions was whether text concerning self-help strategies, informal/formal
140 help-seeking, or no help-seeking (but positive/hopeful message) was inserted into the stories.
141 These inserts were drawn from the original ten stories selected by BM.

142 Measures

143 Participant characteristics (assessed at baseline)

144 Participants reported their age in years, their gender, sexual orientation, and ethnicity.
145 To measure help-seeking history, participants completed a modified version of the Actual
146 Help-Seeking Questionnaire (AHSQ)(30,31). They also answered questions on self-harm
147 thoughts (past year frequency), passive and active suicidal thoughts (in lifetime and recency),
148 non-suicidal self-harm (in lifetime, recency, and past year frequency) and suicide attempts
149 (in lifetime and recency). For further details, please refer to the protocol
150 (<https://osf.io/qtgvp>).

151 Outcome measures (assessed post randomisation)

152 *Primary outcome: Help-seeking*

153 To measure help-seeking intentions, participants completed a modified version of the
154 General Help Seeking Questionnaire (GHSQ) (32).

155 *Secondary outcomes: Affect, Entrapment, and Future self-harm*

156 Participants completed The Positive and Negative Affect Schedule (PANAS) (33).
157 They completed the 4-item Entrapment Scale Short Form (E-SF) (34). They also answered
158 two questions about future self-harm, rated on a 5-point scale. Firstly, how likely they would
159 be to hurt themselves on purpose in the future after reading the stories, and secondly, how
160 likely it was that they could see a time in the future without self-harm.

161 *Opinions of the lived experience stories*

162 Participants were asked to provide open-ended feedback on the lived experience
163 stories presented to them during the study. Specifically, they were asked, "Was there anything
164 you found helpful/unhelpful about the stories? If so, please explain."

165 *Attention check:*

166 To ensure that only data from participants who were paying attention during the study was
167 included in the analysis, one of the items among the outcome measures asked participants to
168 select 1 on a scale from 0 to 4. Participants who selected a number other than 1, had their
169 data removed prior to the analysis (35).

170 Procedure

171 Participants completed the questionnaires on demographics, current/past self-harm
172 thoughts and behaviours, and help-seeking history. They were then randomised, using
173 Gorilla's randomisation feature, to one of the three conditions (i.e., self-help, informal/formal
174 help-seeking, or no help-seeking). Participants were presented with and asked to read the
175 three lived experience stories, with amended text based on the condition that they were

176 assigned to. They then completed the outcome measures in the following order: i) free text
177 opinions of the lived experience stories, ii) mood, iii) entrapment, iv) thoughts of self-
178 harm/suicide, and v) help-seeking intentions.

179 Analysis Plan

180 Data screening

181 To maintain data quality, each participant's data was screened against the
182 following criteria prior to analysis: each participant must have completed the entire study,
183 and correctly answered the eligibility questions and the attention check question within the
184 experiment. The data was assessed for normality using skewness and kurtosis statistics,
185 and that it met the assumptions for ANOVA testing.

186 Data analysis

187 Descriptive statistics were used to summarise the participant characteristics and
188 outcome measures in each group. An ANOVA was used to test if the type of help-seeking
189 mentioned in the lived experience story influenced the primary outcome of interest (i.e., total
190 score on the GHSQ). A series of ANOVAs was used to test if the type of help-seeking
191 mentioned in the lived experience story influenced the secondary outcome measures (i.e.,
192 total scores on PANAS, E-SF and the two items assessing future self-harm). Where the type
193 of help-seeking mentioned in the stories impacted any of the outcomes, post-hoc pairwise
194 comparisons were conducted (with corrections applied for multiple comparisons).

195 This study was powered to detect a main effect of type of lived experience story,
196 therefore any interactions were exploratory. Where any of the analyses indicated a main effect
197 of type of lived experience story on the outcome measures, then story type x self-harm history
198 ANCOVAs were used to assess if the influence of type of lived experience story on the
199 outcome measures differed by self-harm history. The self-harm history variable was defined
200 as the recency of self-harm behaviour in the past year. In cases where a participant had a
201 history of both NSSH and attempting suicide, the recency score (indicating "either in the past
202 week" or "more than a week ago, but in the past year") for whichever behaviour was more
203 recent was used. Where any interactions existed, they were explored in post-hoc analyses
204 using t-tests. All analyses were run both unadjusted and adjusted for age, gender, and a
205 continuous variable of help-seeking history (i.e., total score on the AHSQ).

206 Findings from the qualitative component (focus groups) of this mixed-method project
207 suggested that lived experience stories can have a positive impact on readers, but that this
208 effect may be moderated by age (23). In the protocol, we had specified that exploratory
209 analyses would be guided by the qualitative results. Therefore, we have included a tertiary
210 analysis, exploring interactions between story type and age on any primary and secondary
211 outcomes where main effects were found.

212 Participant opinions on the lived experience stories were analysed using content
213 analysis. After reviewing the data, specifically the length and richness of responses, it was
214 decided that instead of conducting thematic analysis (as originally specified in the protocol), it
215 would be more appropriate to conduct content analysis. Responses were first open coded by
216 JF and JS (see acknowledgments). JF then refined the codes before LW coded 10% of the
217 responses, adding additional codes when they felt it was appropriate. Intercoder reliability
218 (ICR) was then assessed and calculated to be around 99%. JF then refined the codes once
219 more.

220 Results

221 Participants

222 Demographics

223 Data collection ceased when there were complete datasets from 246 participants. One
 224 participant was identified as completing the study twice and removed from the dataset. Of the
 225 remaining 244 participants, data cleaning procedures identified two participants who failed the
 226 attention check and six who did not meet the eligibility criterion of having hurt themselves on
 227 purpose in the past year. Therefore, data from 238 participants was included in the analysis
 228 (97% of our target sample size). Participants were primarily female (79%), white (87%) and
 229 were aged between 16 and 59 years old ($M = 23.2$, $SD = 9.4$). Table 1 provides further details
 230 on participant demographics across the experimental conditions, as well as a breakdown by
 231 experimental condition. The experiment ran for 28 weeks (from 26th March to 8th October
 232 2022).

Table 1. Participant demographics

	<i>All</i> (<i>n</i> =242)		<i>Self-help</i> (<i>n</i> =83)	<i>Informal/fo</i> <i>rml help</i> (<i>n</i> =75)	<i>No help</i> (<i>n</i> =80)
Age <i>M</i>(<i>SD</i>)	23.2(9.4)		23.4(9.6)	21.6(8.2)	23.8(10.2)
Gender	n	%	%	%	%
Female	188	79	79	73	84
Male	25	11	9	16	7
Prefer to self-describe ¹	20	8	10	9	6
Prefer not to say	5	2	3	1	2
Ethnicity	n	%	%	%	%
Arab	2	1	1	1	
Asian/Asian British	4	2	1	4	
Black/African/Caribbean/Black British	6	2	4		4
White	207	87	81	87	93
Mixed/multiple ethnic groups	17	7	12	7	2
Other ethnic group ²	1	<1		1	
Prefer not to say	1	<1			1
Sexual orientation	n	%	%	%	%
Asexual or Aromantic (attracted to no genders)	11	5	5	5	4
Bisexual or pansexual (attracted to all genders)	88	37	36	39	36
Gay or lesbian (attracted to people of the same gender)	23	10	12	8	8
Straight (attracted to people of the opposite gender)	97	41	35	40	47
Prefer to self-describe ³	10	4	6	3	4
Prefer not to say	9	4	5	5	1

1: Agender, Genderfluid, Genderqueer, Non-binary, Non-binary AFAB, She/They, Trans female to male, Transmasculine
 2: Portuguese
 3: Not straight, Not sure, Omnisexual, Pansexual, Queer and/or lesbian, Sapphic, Unlabelled

233

234 Self-harm thoughts and behaviours

235 Most participants had engaged in non-suicidal self-harm (99%), had thoughts that life was not
236 worth living (i.e., passive suicidal thoughts) (97%), and had experienced suicidal ideations
237 (i.e., active suicidal thoughts) (93%) during their lifetime. Just over half the sample (56%) had
238 made a suicide attempt. Figures 1 and 2 display information about the recency and past year
239 frequency of self-harm thoughts and behaviours in the sample.

240

241

242

243

244 *Figure 1. Recency of suicidal thoughts and self-harm behaviour*

245

246

247

248

249

250 *Figure 2. Frequency of self-harm thoughts and behaviour (in the past year)*

251

252

253

254

255

256 In terms of type of self-harm methods used, 43% reported swallowing pills or
257 something poisonous, 45% reported burning themselves, and 95% reported cutting
258 themselves. Using another method not listed was reported by 45% of participants. These were
259 screened by JF and BM and then categorised (for full details, please refer to Table S3 in
260 Appendix S2). Behaviours not considered to be self-harm (for example tattooing, eating
261 behaviours or indirect self-harm such as unsafe sex) were removed, however all participants
262 reporting these behaviours also reported at least one other self-harm method, and so no
263 participants were removed from the analysis. Most participants (41%) reported having used
264 two self-harm methods during their lifetime, with 21%, 25% and 13% reporting one, three and
265 four or more methods respectively.

266 Help-seeking history

267 When reflecting on help-seeking over their lifetime, seeking help from no one was reported by
268 16% of participants (n=39). For a breakdown of the prevalence of accessing each source of
269 informal and formal help, please refer to Table S4 in Appendix S2.

270

271 Outcome measures

272 Descriptive statistics are reported for the five outcome measures by experimental condition
 273 in Table 2.

274

Table 2. Descriptive statistics for outcomes	Self-help	Informal/ formal help	No help
Primary outcomes			
Future help-seeking intentions			
M(SD)	39.0(11.6)	39.0(11.7)	42.8(11.9)
Range	14-76	14-82	20-74
Secondary outcomes			
Positive affect			
M(SD)	18.4(6.0)	18.0(6.5)	18.8(6.0)
Range	10-36	10-43	10-35
Negative affect			
M(SD)	24.8(10.4)	28.5(10.6)	28.7(9.5)
Range	10-48	11-49	10-49
Entrapment			
M(SD)	15.1(4.9)	15.0(4.4)	15.6(4.1)
Range	4-20	4-20	5-20
Future self-harm			
“After reading these stories, how likely is it that you will hurt yourself on purpose in the future?” (0=Much less likely; 4 = Much more likely)			
Median (Range)	2(0-4)	2(0-4)	2(1-4)
“Can you see a time in the future without self-harm?” (0=Not at all likely; 4 = Very likely)			
Median (Range)	2(0-4)	1(0-4)	1(0-4)

275

276 Future help-seeking

277 Due to the skewed nature of the data, future help-seeking data was transformed using
 278 a square root transformation. There was weak to moderate evidence for an effect of story type
 279 on future help-seeking intentions $F(2,235) = 2.8, p = .06, \eta^2 = .02$. Adjusting for age, gender,
 280 and help-seeking history provided stronger evidence for an effect of story type on future-help
 281 seeking, $F(2,230) = 3.5, p = .03, \eta^2 = .21$ (the full results of the model using untransformed
 282 and untransformed data can be found in Tables S5 and S6 of Appendix S3). However, none
 283 of the pairwise comparisons (Tukey’s HSD on the unadjusted means) suggested that there
 284 were differences in future help-seeking among the three groups. The impact of story type on
 285 future help-seeking is illustrated by Figure 3 (using untransformed data).

286

287 An ANCOVA was conducted to determine whether self-harm history (recency of self-harm) interacted with story type to influence future help-seeking. Evidence for this interaction

288 was not found, $F(2,232) = 0.57$, $p = 0.57$. An ANCOVA was conducted to explore if age
289 interacted with story type to influence future help-seeking. Evidence for this interaction was
290 not found, $F(2,232) = 1.88$, $p = .15$. However, the former only achieved 15% power, and the
291 latter 41% power.

292

293

294 *Figure 3. Impact of story type on future help-seeking*

295

296

297 Affect, entrapment, future self-harm

298 Due to the skewed nature of the data, attempts to transform all secondary outcomes
299 were made but were unsuccessful. Therefore, the following analyses were conducted using
300 untransformed data.

301 We found no evidence for an effect of story type on positive affect, $F(2,235) = .32$, $p =$
302 $.73$, $\eta^2 = .002$ or entrapment, $F(2,235) = .33$, $p = .72$, $\eta^2 = .003$. There was also no evidence
303 for an effect of story type on future self-harm (Likelihood of self-harm after reading stories,
304 $F(2,235) = 2.40$, $p = .09$, $\eta^2 = .02$; Likelihood of a future without self-harm, $F(2,235) = 0.94$, p
305 $= .39$, $\eta^2 = .008$). The pattern of results was unchanged following adjustment for age, gender,
306 and help-seeking history (the full results of the model can be found in Tables S7, S9, S10, and
307 S11 of Appendix S3).

308 There was evidence for an effect of story type on negative affect, $F(2,235) = 3.83$, $p =$
309 $.02$, $\eta^2 = .03$. Adjusting for age, gender, and help-seeking history, increased the strength of
310 association between story type and negative affect $F(2,230) = 4.02$, $p = .02$, $\eta^2 = .10$ (the full
311 results of the model can be found in Table S8 of Appendix S3). Pairwise comparisons (Tukey's
312 HSD on the unadjusted means) demonstrated that participants in the "Self-help" condition
313 reported lower levels of negative affect after reading the stories compared to participants in
314 the "No help" condition (Mean difference = -3.97 , 95% CI -7.72 to -0.22 , $p = .04$) and the
315 "Informal/formal" help condition (Mean difference = -3.70 , 95% CI -7.55 to 0.14 , $p = .06$). Figure
316 4 presents the impact of story type on negative impact.

317 An ANCOVA was conducted to explore if self-harm history interacted with story type
318 to influence negative affect. Although there was strong evidence for an effect of self-harm
319 history on negative affect, $F(1,232) = 28.94$, $p < .001$, evidence for an interaction with story
320 type was not found, $F(2,232) = 0.94$, $p = 0.39$. An ANCOVA was also conducted to explore if
321 age interacted with story type to influence negative affect. Although there was strong evidence
322 for an effect on age on negative affect, $F(1,232) = 16.85$, $p < .001$, evidence for an interaction
323 was not found, $F(2,232) = 1.06$, $p = .35$. However, the former only achieved 22% power, and
324 the latter 26% power.

325

326 *Figure 4. Impact of story type on negative affect*

327

328 Open-ended feedback on stories

329 Eighty-eight percent of the sample provided written feedback on the stories. Limitations
330 and advantages of the lived experience stories, categorised by the type of story, are reported
331 in Tables S12 and S13 in Appendix S4. Below, we have reported noticeable differences in the
332 themes across conditions.

333 Differences in perceived limitations of the stories across conditions

334 *The recovery messaging was problematic*

335 Within the comments, messages of hope, positivity, and recovery were described as
336 annoying, frustrating, and overwhelming. Some participants expressed dislike towards
337 references to counting the number of days without self-harm. Other comments referred to the
338 difficulty in looking to the future as that felt dismissive and more challenging than taking it day-
339 by-day. A participant explained,

340 *"I don't care if I'm fine by the time I'm 21. I've ruined my teenage years*
341 *with this, and I can't get that back. Yeah, I hope for a happier future, but*
342 *when people say that everything is fine because they recovered (...)*
343 *they're ignoring how horrific the emotions were when they were struggling.*
344 *Recovery doesn't magically erase the past".* – Participant in Informal/Formal Help
345 condition

346 Another participant expressed frustration that the narrators in the stories seemed to be
347 working towards recovery due to feeling stigmatised and pressured to conform, rather than of
348 their own accord. The "No help" condition stands out in that more participants appeared to
349 struggle with the inclusion of recovery messaging compared to the other story conditions. This
350 may be because the recovery message appeared without a clear indication of how recovery
351 occurred as comments reflected the following sentiments,

352 *"Sometimes words can get lost e.g., "things get better". The term has been*
353 *used so many times that I have almost become desensitized to it and what*
354 *it means."* - Participant in No Help condition

355 *"Doesn't say how to get better."* - Participant in No Help condition

356 *The stories were unrelatable*

357 While some participants in all conditions commented on the stories being unrelatable,
358 this was less pronounced in the "No help" condition. This is plausibly a result of the stories in
359 this condition providing less concrete detail about the narrator's experience and thus there
360 being less to be able to relate to. Stories in the "Self-help" condition were criticised more than
361 stories in the other conditions for neglecting to acknowledge that "one size does not fit all".
362 This was mostly reflected in the criticism that the stories were too specific, usually because of
363 a focus on younger ages. However, some participants in the "Self-help" condition agreed with
364 the sentiment that "the people in the stories seemed to have a better idea of why they started
365 self-harming and why they continued to do it, which I don't have".

366 The most prevalent reasons for why the stories were unrelatable referred to the stories
367 having unrealistic portrayals of self-harm, and instilling feelings of competition and thus
368 feelings of isolation in readers. They also commented that they felt pressure to have "stronger
369 urges" and "scars" like the narrators' had. Participants in all conditions found the stories
370 unrealistic to a similar degree, however more references about the stories seeming sanitised
371 or inauthentic were made by participants in the "Self-help" condition. Participants in the "Self-
372 help" and "Informal/formal help" commented on the stories making them feel isolated much

373 more than those in the “No help” condition. Several participants emphasised that there is a
374 very competitive nature to self-harm at both extremes:

375 *“It can sometimes make you feel as if you are not bad enough to deserve*
376 *help”.* – Participant in “Self-help” condition

377 *“All people who seemed to be able to stop with help. It made me feel bad*
378 *for still struggling.”* – Participant in “Informal/formal help” condition

379 *The specific support mentioned in the stories (or lack thereof) was problematic*

380 The stories in the “Self-help” condition were criticised for not mentioning professional
381 or medical support. All conditions were criticised for offering non-practical advice. This was
382 more predominant in the “Self-help” condition, followed by “Informal/formal help” condition,
383 and much less in the “No help” condition. The type of self-help methods mentioned were
384 mainly criticised for being methods that readers had already tried and found unsuccessful in
385 aiding recovery; there were also a couple of comments criticising the focus on short-term
386 coping mechanisms, instead of long-term recovery.

387 *“After trying the methods they said helped them, I eventually slipped back*
388 *to self harming. I don’t know what else to do.”* -Participant in “Self-help” condition

389 *“They didn’t give much detail on what actually helped them other than*
390 *immediate coping mechanisms.”* - Participant in “Self-help” condition

391 The type of informal/formal help methods mentioned were mainly criticised as
392 participants felt the stories made accessing those kinds of support sound much easier than it
393 is. For example, a participant stated,

394 *“Sometimes it may not be as easy to access support services, whilst*
395 *barriers to access are likely to vary, it felt like the people in the stories*
396 *were able to somewhat easily access support - the way it should be I*
397 *guess.”* - Participant in “Informal/formal help” condition

398 Another stated,

399 *“I’m a first-generation immigrant, mental health was never something to*
400 *talk about in my household because of cultural reasons. If I had gone to*
401 *my parents, I know I wouldn’t get the same sympathy just frustration.”* -
402 Participant in “Informal/formal help” condition

403 This made readers who did not have supportive friends/family or have struggled to access
404 formal support, feel isolated and distressed,

405 *“I guess it makes me sad to hear about people having their boyfriend,*
406 *friends and family around to help them when I feel like I have no one.”* -
407 Participant in “Informal/formal help” condition

408 Differences in perceived advantages of the stories across conditions

409 While the “Informal/formal help” condition did not stand out in the numbers of criticisms
410 received, participants in this condition did seem to have fewer positive things to say about the
411 stories. This was apparent in relation to comments about the stories having a realistic but
412 hopeful outlook of recovery and comments about the authenticity of the stories.

413 *The stories included a realistic but hopeful outlook of recovery*

414 Participants in all conditions appreciated hearing the stories from those who recovered, and
415 particularly the emphasis on recovery being a nonlinear process that takes time. Only the
416 “Self-help” stories were praised for highlighting that the path to recovery is not a one-size-fits-
417 all approach, and that readers will find different coping mechanisms and recovery strategies
418 helpful. As mentioned earlier, participants in the “Self-help” condition were also more likely to
419 criticize the stories for failing to do exactly this. Only the stories in the “Self-help” and “No help”
420 conditions were praised for the discussion of relapses, despite these themes appearing in all
421 conditions.

422 *The stories were relatable*

423 The number of positive comments about the relatability of the stories were similar
424 across conditions. However, there were some differences among the conditions when looking
425 at the subthemes of relatability. Although positive comments about the authenticity of the
426 stories were made about all of the stories, this was more prevalent in the “Self-help” and “No
427 help” conditions. All of the stories were commended for accurately portraying the emotions
428 experienced in self-harm, but the stories in the “Self-help” and “No help” conditions were
429 further commended for relaying “lived experience” and seeming “honest and truthful”. One
430 participant explained, that,

431 *“It can be hard to accept advice from people that don’t fully understand or*
432 *appreciate just how dark the thoughts can be and how strong these urges*
433 *and negative thoughts can take over your mind”.* – Participant in “No help”
434 condition

435 We note that there are inconsistencies between the unrelatable and relatable themes which
436 we will elaborate on in the discussion.

437 *The stories were supportive*

438 Unsurprisingly, participants in the “No help” condition had fewer positive remarks about
439 the theme of support compared to participants in the conditions that focused on help-seeking.
440 However, this difference was not as substantial as some participants in this condition felt that
441 hearing others’ stories reminded them that they were not alone. It is also worth noting that this
442 feeling of ‘camaraderie’ was reported a similar number of times across conditions. Other
443 aspects that fell under the theme of support seen in the other conditions were: Participants in
444 the “Self-help” condition appreciated hearing what specific methods worked for others as it
445 gave them hope generally but also ideas about new coping mechanisms to try. Participants in
446 the “Informal/formal help” condition appreciated the emphasis on the importance of accessing
447 support for recovery. The stories highlighted to them how helpful it was to have both informal
448 and formal help at the start but also throughout recovery. The stories could help to instill hope
449 and confidence,

450 *“It does get better once you find the right support. There are people who do care*
451 *about you, you just don’t know it.”* - Participant in “Informal/formal help” condition

452 While some participants who had negative or no help-seeking experiences in the past
453 found it difficult to read about others having success, some participants found it reassuring to
454 hear about other people successfully accessing support as there is concern that accessibility
455 can be restricted.

456 Discussion

457 Main findings

458 In this study of individuals with recent self-harm experience, we were unable to find
459 clear evidence of an association between the type of content of lived experience stories and
460 attitudes towards future help-seeking. One potential explanation for why we did not see an
461 increase in help-seeking intentions after reading a story that emphasizes help-seeking might
462 be due to the relatability of the stories. The open-ended feedback suggested that the stories
463 that mentioned help-seeking were seen as less relatable than the stories that did not mention
464 help-seeking. This demonstrates that it is not only the characteristics of the narrator (e.g., age,
465 gender) that the reader might not relate to. They might also struggle to relate to the actions
466 and consequences of help-seeking experienced by the narrator. Firstly, about 13% of
467 participants reported no history of help-seeking. Others who recounted negative experiences
468 when they sought help (e.g., ineffective self-help strategies, negative reactions from family
469 and friends, inaccessible formal support) reported feeling distressed (i.e., feeling like a failure,
470 alone, and hopeless) when they read about others' positive experiences. Further, only the
471 stories that mentioned help-seeking seemed to evoke a feeling that the reader's situation was
472 less serious than the narrator's. As perceived need is an important component of help-seeking
473 decision making, (Mojtabai et al., 2002), it is feasible that the stories that mentioned help-
474 seeking set a benchmark for when help-seeking is needed. In our focus group study, we
475 similarly found that being able to identify with the narrator of a lived experience story – made
476 more challenging by including specific details of age or circumstances – was “an important
477 factor in encouraging help-seeking through the recognition of need in others and thus oneself”
478 (23).

479 Findings need to be interpreted in light of some limitations. Firstly, we did not measure
480 help-seeking intentions before and after the exposure so we cannot determine if there was an
481 overall increase across all participants. Secondly, the study was powered to detect a main
482 effect of type of lived experience story, and tests of interactions were exploratory and
483 underpowered. These post-hoc findings therefore need to be interpreted with caution, and
484 larger-scale research is needed to understand the role of moderators, such as self-harm
485 history and age. Thirdly, the sample was self-selecting and its possible they may not be
486 representative of the wider population.

487 It is worth noting that some of the themes that emerged from the open-ended feedback
488 questions contradicted one another. For example, the self-help stories seemed to arouse
489 thoughts about self-harm and recovery being very individualistic experiences; but they were
490 both praised for doing this well and critiqued for doing it poorly. Similarly, the same aspect of
491 a story could be a positive that made the story more relatable for one participant, and a
492 negative addition that made the story less relatable for another. While some attempts were
493 made to reconcile contradictions like this when interpreting the data, we were conservative in
494 our approach. Firstly, because we felt that the contradictions were the result of a broad focus.
495 Feedback was collected from a large number of individuals and that feedback could be
496 directed towards various aspects of the stories. Secondly, the contradictions in themselves
497 may be meaningful, as they indicate how individualistic the experience of self-harm and
498 recovery can be, and stress that a delicate balance needs to be found in these stories, if
499 hoping to apply them broadly.

500 Overall, there was broad consistency between the themes that emerged from the
501 open-ended feedback collected in this study and those that emerged during the focus group
502 discussions with 5% of the original sample (23). Both studies highlighted the importance for

503 lived experience stories to be relatable, but that a careful balance had to be struck between
504 specificity and ambiguity. Both studies also highlighted the importance for lived experience
505 stories to feel authentic (avoiding both dramatisation and sanitisation) and that authenticity is
506 a key factor in how relatable a story is to the reader. Previous research on mental health
507 recovery narratives also stress the importance of authenticity to readers (36,37). While the
508 template stories were written by those with lived experience, it was up to the research team's
509 discretion about how to modify them for the purpose of this study, and this might have
510 impacted the relatability, or other aspects, of the stories. Therefore, we suggest utilising a co-
511 design approach in future work.

512 In line with the findings of Winstone et al (2023), this study also highlighted the
513 importance for lived experience stories to offer practical advice and to portray the journey to
514 recovery realistically. This finding might be specific to self-harm recovery, as another study
515 which more broadly focused on participants with any mental health concern and excluded
516 narratives that described harmful behaviour (e.g., self-harm) found participants reported a
517 preference for narratives about upward trajectories towards recovery over narratives that
518 focused on only snapshots of the journey or non-linear journeys (36).

519 Results from the focus groups suggest that reading the stories had a generally positive
520 impact on mood (Winstone et al., 2023). We did not measure baseline mood in the present
521 study, and we cannot assume that if we did that the results would support the qualitative
522 findings, as the focus group sample might have been prone to sampling bias since it is possible
523 that participants who felt the stories negatively impacted their mood were less likely to enrol
524 in the follow-up qualitative study. There was however strong evidence that reading stories
525 about self-help strategies led to lower prevalence of negative emotions, compared to reading
526 stories about seeking help from others or which made no mention of help-seeking. The open-
527 ended feedback suggested that reading about self-help strategies that were successful for
528 others left some readers feeling hopeful that recovery might be possible for them too. It also
529 gave them ideas of new strategies to try, inspiring them to act towards achieving their own
530 recovery. It is possible that these positives may have increased their self-efficacy (38) to
531 recover, thereby increasing their mood and decreasing feelings of needing to rely on others
532 for help. While this interpretation is speculative, further investigation is warranted since an
533 unintended negative consequence may be a decreased likelihood of seeking help from others.

534 The results from this study suggest that readers might react more negatively to themes
535 of recovery in the absence of practical advice on how to recover. The results from this study
536 also add the caveat that it would be beneficial to mention various help-seeking strategies
537 within the same story. This might prevent the reader from feeling demoralised (and avoid
538 seeking help) after reading about someone else successfully obtaining help via a strategy that
539 was unsuccessful for the reader or is a strategy that they are unwilling to try.

540 Our findings, consistent with the findings of Winstone et al (2023), demonstrate that
541 lived experience stories can help readers to "feel validated and help them to better understand
542 their own feelings and experiences" and manage "feelings of isolation, knowing that others
543 are experiencing similar feelings, and engaging in self-harm as a coping mechanism"
544 (Winstone et al., 2023, p. 7). However, the results from both studies also highlight that reading
545 about others' experiences can sometimes foster a sense of competition, and thereby increase
546 feelings of isolation. Previous research has also highlighted the competitive element of self-
547 harm (19,39,40) and found that individuals sometimes purposefully seek out material which
548 instills feelings of competition when experiencing self-harm urges (39).

549 One way to prevent lived experience stories from triggering a sense of competition in
550 readers is by avoiding words such as “clean” or other language that might cause readers to
551 feel stigmatized or under pressure to recover. In addition, it might be helpful to explicitly refer,
552 in lived experience stories, to the competitive nature of self-harm. For example, narrators can
553 emphasize that they are relaying only one out of many stories (that not everyone’s self-harm
554 will have the same causes, that not everyone will experience it in the same way, and that not
555 everyone will recover in the same way) but that everyone’s experience is valid. Winstone et al
556 (2023) further concluded that avoiding numeric references within a story, such as number of
557 days without self-harm, might help to reduce competition.

558 The lived experience stories under study were carefully selected to be recovery-
559 oriented and exclude details that might be triggering for someone who self-harms (e.g.,
560 detailed descriptions of self-harm methods). Despite these attempts, the results demonstrated
561 that some participants (across all conditions) reported emotional distress as a result of reading
562 the stories. Some participants were negatively impacted by mention of the specific self-harm
563 method used (i.e., cutting). While lived experience stories on forums often include descriptive
564 detail about methods and injuries (41), those hosted on more formal websites (e.g., run by
565 charities and healthcare organisations) usually exclude these kinds of details (22). However,
566 some participants were negatively impacted by other details that might be found in stories
567 hosted on formal websites: hearing about others struggling with self-harm, being reminded of
568 how they harm themselves, or how one’s self-harm might impact their loved ones. It was also
569 reported that reading about others still struggling with self-harm made readers feel hopeless
570 that their situation would ever meaningfully improve. Therefore, future research, utilizing a co-
571 design approach, is needed to identify elements that make a story harmful.

572 Conclusions

573 The findings taken together illustrate that the impact of lived experience stories on individuals
574 with a recent history of self-harm is complicated. While the inclusion of help-seeking in a story
575 can help readers to feel validated, less isolated, less helpless, and more hopeful that recovery
576 is possible for them, there is a fine line to tread. The results indicate that the experience of
577 self-harm and the pathway to recovery is very personal, so too many personal details about
578 either experience can make the stories feel unrelatable. However, there are certain shared
579 experiences of self-harm that can be included to ensure a lived experience story feels
580 authentic. Therefore, the results suggest that stories should aim to foster both a sense of
581 individuality as well as community. For example, stories should focus less on the
582 characteristics of narrators, but more on their emotions and experience of self-harm to which
583 readers can be more easily relate. Stories should also propose multiple strategies for
584 achieving recovery, and emphasise that recovery will take time, and that there may be
585 setbacks along the way. Future experimental work is needed to confirm if these adaptations
586 to lived experience stories about help-seeking can motivate individuals to seek-help for their
587 self-harm.

588 Acknowledgments

589 We would like to thank Jenna Selvey for assisting with the coding of the open-ended
590 feedback on the lived-experience stories.

591

592 References

- 593 1. Boyce N. Pilots of the future: suicide prevention and the internet. *The Lancet*
594 [Internet]. 2010 Dec 4 [cited 2022 Apr 8];376(9756):1889–90. Available from:
595 <http://www.thelancet.com/article/S014067361062199X/fulltext>
- 596 2. Brennan C, Saraiva S, Mitchell E, Melia R, Campbell L, King N, et al. Self-harm and
597 suicidal content online, harmful or helpful? A systematic review of the recent
598 evidence. *J Public Ment Health* [Internet]. 2022 [cited 2024 Apr 17];21(1). Available
599 from: [https://www.emerald.com/insight/content/doi/10.1108/JPMH-09-2021-](https://www.emerald.com/insight/content/doi/10.1108/JPMH-09-2021-0118/full/html)
600 [0118/full/html](https://www.emerald.com/insight/content/doi/10.1108/JPMH-09-2021-0118/full/html)
- 601 3. Baker D, Fortune S. Understanding self-harm and suicide websites: a qualitative
602 interview study of young adult website users. *Crisis* [Internet]. 2008 [cited 2022 Apr
603 13];29(3):118–22. Available from: <https://pubmed.ncbi.nlm.nih.gov/18714907/>
- 604 4. Harris IM, Roberts LM. Exploring the use and effects of deliberate self-harm websites:
605 an Internet-based study. *J Med Internet Res* [Internet]. 2013 [cited 2022 Apr
606 13];15(12). Available from: <https://pubmed.ncbi.nlm.nih.gov/24362563/>
- 607 5. Shaw LH, Gant LM. In defense of the internet: the relationship between Internet
608 communication and depression, loneliness, self-esteem, and perceived social
609 support. *Cyberpsychol Behav* [Internet]. 2002 [cited 2022 Apr 13];5(2):157–71.
610 Available from: <https://pubmed.ncbi.nlm.nih.gov/12025883/>
- 611 6. Whitlock JL, Powers JL, Eckenrode J. The virtual cutting edge: the internet and
612 adolescent self-injury. *Dev Psychol* [Internet]. 2006 May [cited 2022 Apr
613 13];42(3):407–17. Available from: <https://pubmed.ncbi.nlm.nih.gov/16756433/>
- 614 7. Lai MH, Maniam T, Chan LF, Ravindran A v. Caught in the web: a review of web-
615 based suicide prevention. *J Med Internet Res* [Internet]. 2014 [cited 2022 Apr
616 13];16(1). Available from: <https://pubmed.ncbi.nlm.nih.gov/24472876/>
- 617 8. Luxton DD, June JD, Kinn JT. Technology-Based Suicide Prevention: Current
618 Applications and Future Directions. <https://home.liebertpub.com/tmj> [Internet]. 2011
619 Feb 6 [cited 2022 Apr 13];17(1):50–4. Available from:
620 <https://www.liebertpub.com/doi/abs/10.1089/tmj.2010.0091>
- 621 9. Robinson J, Cox G, Bailey E, Hetrick S, Rodrigues M, Fisher S, et al. Social media
622 and suicide prevention: a systematic review. *Early Interv Psychiatry* [Internet]. 2016
623 Apr 1 [cited 2022 Apr 13];10(2):103–21. Available from:
624 <https://pubmed.ncbi.nlm.nih.gov/25702826/>
- 625 10. Scherr S, Reinemann C. First do no harm: Cross-sectional and longitudinal evidence
626 for the impact of individual suicidality on the use of online health forums and support
627 groups. *Comput Human Behav* [Internet]. 2016 Aug 1 [cited 2022 Apr 13];61:80–8.
628 Available from: <https://www.sciencedirect.com/science/article/pii/S0747563216301625>
- 629 11. Frost M, Casey L. Who Seeks Help Online for Self-Injury?
630 <http://dx.doi.org/101080/1381111820151004470> [Internet]. 2016 Jan 2 [cited 2022 Jul
631 20];20(1):69–79. Available from:
632 <https://www.tandfonline.com/doi/abs/10.1080/13811118.2015.1004470>
- 633 12. Mars B, Heron J, Biddle L, Donovan JL, Holley R, Piper M, et al. Exposure to, and
634 searching for, information about suicide and self-harm on the Internet: Prevalence and

- 635 predictors in a population based cohort of young adults. *J Affect Disord* [Internet].
636 2015 Oct 1 [cited 2022 Apr 8];185:239. Available from: /pmc/articles/PMC4550475/
- 637 13. Biddle L, Derges J, Goldsmith C, Donovan JL, Gunnell D. Online help for people with
638 suicidal thoughts provided by charities and healthcare organisations: a qualitative
639 study of users' perceptions. *Soc Psychiatry Psychiatr Epidemiol* [Internet]. 2020 Sep 1
640 [cited 2022 Jul 20];55(9):1157–66. Available from:
641 <https://link.springer.com/article/10.1007/s00127-020-01852-6>
- 642 14. Greidanus E, Everall RD. Helper therapy in an online suicide prevention community.
643 *Br J Guid Counc* [Internet]. 2010 [cited 2024 Apr 17];38(2). Available from:
644 <https://www.tandfonline.com/doi/full/10.1080/03069881003600991>
- 645 15. Padmanathan P, Biddle L, Carroll R, Derges J, Potokar J, Gunnell D. Suicide and
646 Self-Harm Related Internet Use: A Cross-Sectional Study and Clinician Focus
647 Groups. *Crisis* [Internet]. 2018 [cited 2022 Apr 8];39(6):469. Available from:
648 /pmc/articles/PMC6263311/
- 649 16. Biddle L, Derges J, Goldsmith C, Donovan JL, Gunnell D. Using the internet for
650 suicide-related purposes: Contrasting findings from young people in the community
651 and self-harm patients admitted to hospital. *PLoS One* [Internet]. 2018 May 1 [cited
652 2022 Apr 8];13(5):e0197712. Available from:
653 <https://journals.plos.org/plosone/article?id=10.1371/journal.pone.0197712>
- 654 17. Biddle L, Donovan J, Hawton K, Kapur N, Gunnell D. Public Health: Suicide and the
655 internet. *BMJ : British Medical Journal* [Internet]. 2008 Apr 4 [cited 2022 Jul
656 20];336(7648):800. Available from: /pmc/articles/PMC2292278/
- 657 18. Lewis SP, Seko Y. A Double-Edged Sword: A Review of Benefits and Risks of Online
658 Nonsuicidal Self-Injury Activities. *J Clin Psychol* [Internet]. 2016 [cited 2024 Apr
659 17];72(3). Available from: <https://pubmed.ncbi.nlm.nih.gov/26613372/>
- 660 19. Susi K, Glover-Ford F, Stewart A, Knowles Bevis R, Hawton K. Research Review:
661 Viewing self-harm images on the internet and social media platforms: systematic
662 review of the impact and associated psychological mechanisms. *Journal of Child
663 Psychology and Psychiatry* [Internet]. 2023 Aug 1 [cited 2023 Jul 18];64(8):1115–39.
664 Available from: <https://onlinelibrary.wiley.com/doi/full/10.1111/jcpp.13754>
- 665 20. McDermott E, Roen K, Piela A. Hard-to-reach youth online: Methodological advances
666 in self-harm research. *Sexuality Research and Social Policy* [Internet]. 2013 Jun 24
667 [cited 2022 Jul 20];10(2):125–34. Available from:
668 <https://link.springer.com/article/10.1007/s13178-012-0108-z>
- 669 21. Daine K, Hawton K, Singaravelu V, Stewart A, Simkin S, Montgomery P. The Power
670 of the Web: A Systematic Review of Studies of the Influence of the Internet on Self-
671 Harm and Suicide in Young People. *PLoS One* [Internet]. 2013 [cited 2022 Jul
672 20];8(10):e77555. Available from:
673 <https://journals.plos.org/plosone/article?id=10.1371/journal.pone.0077555>
- 674 22. Cohen R, Rifkin-Zybutz R, Moran P, Biddle L. Web-based support services to help
675 prevent suicide in young people and students: A mixed-methods, user-informed
676 review of characteristics and effective elements. *Health Soc Care Community*
677 [Internet]. 2022 May 6 [cited 2023 Sep 27]; Available from:
678 <https://www.ncbi.nlm.nih.gov/pmc/articles/PMC10084127/>

- 679 23. Winstone L, Mars B, Ferrar J, Moran P, Penton-Voak I, Grace L, et al. Investigating
680 How People Who Self-harm Evaluate Web-Based Lived Experience Stories: Focus
681 Group Study. *JMIR Ment Health* [Internet]. 2023 [cited 2023 Jun 14];10. Available
682 from: <https://pubmed.ncbi.nlm.nih.gov/36719729/>
- 683 24. Bechmann A, Lomborg S. Mapping actor roles in social media: Different perspectives
684 on value creation in theories of user participation. *New Media Soc* [Internet]. 2013
685 [cited 2024 Apr 17];15(5). Available from:
686 <https://journals.sagepub.com/doi/abs/10.1177/1461444812462853?journalCode=nmsa>
687 a
- 688 25. Bailey ER, Matz SC, Youyou W, Iyengar SS. Authentic self-expression on social
689 media is associated with greater subjective well-being. *Nature Communications* 2020
690 11:1 [Internet]. 2020 Oct 6 [cited 2023 Aug 16];11(1):1–9. Available from:
691 <https://www.nature.com/articles/s41467-020-18539-w>
- 692 26. O'Connor RC, Portzky G. The relationship between entrapment and suicidal behavior
693 through the lens of the integrated motivational–volitional model of suicidal behavior.
694 *Curr Opin Psychol* [Internet]. 2018 Aug 1 [cited 2023 Jul 18];22:12–7. Available from:
695 <https://pubmed.ncbi.nlm.nih.gov/30122271/>
- 696 27. Williams JMG. *Suicide and Attempted Suicide: Understanding the Cry of Pain*
697 [Internet]. 2nd ed. London: Penguin Books; 2002 [cited 2023 Jul 18]. Available from:
698 [https://books.google.co.uk/books?hl=en&lr=&id=s-
699 FdG3U0rweC&oi=fnd&pg=PR6&ots=mQaLs0-
700 HkT&sig=TdXZs5do0GB9V363MpKTiS2glQM&redir_esc=y#v=onepage&q=entrapme
701 nt&f=false](https://books.google.co.uk/books?hl=en&lr=&id=s-FdG3U0rweC&oi=fnd&pg=PR6&ots=mQaLs0-HkT&sig=TdXZs5do0GB9V363MpKTiS2glQM&redir_esc=y#v=onepage&q=entrapment&f=false)
- 702 28. Faul F, Erdfelder E, Buchner A, Lang AG. Statistical power analyses using G*Power
703 3.1: Tests for correlation and regression analyses. *Behav Res Methods* [Internet].
704 2009 [cited 2022 Mar 9];41(4):1149–60. Available from:
705 [https://www.psychologie.hhu.de/fileadmin/redaktion/Fakultaeten/Mathematisch-
706 Naturwissenschaftliche_Fakultaet/Psychologie/AAP/gpower/GPower31-BRM-
707 Paper.pdf](https://www.psychologie.hhu.de/fileadmin/redaktion/Fakultaeten/Mathematisch-Naturwissenschaftliche_Fakultaet/Psychologie/AAP/gpower/GPower31-BRM-Paper.pdf)
- 708 29. Anwyll-Irvine AL, Massonnié J, Flitton A, Kirkham N, Evershed JK. Gorilla in our midst:
709 An online behavioral experiment builder. *Behav Res Methods* [Internet]. 2020 Feb 1
710 [cited 2022 Feb 4];52(1):388–407. Available from:
711 <https://link.springer.com/article/10.3758/s13428-019-01237-x>
- 712 30. Rickwood D, Deane FP, Wilson CJ, Ciarrochi J. Young people's help-seeking for
713 mental health problems. *Australian e-Journal for the Advancement of Mental Health*
714 [Internet]. 2005 [cited 2022 Feb 15];4(3). Available from:
715 www.auseinet.com/journal/vol4iss3suppl/rickwood.pdfwww.auseinet.com/journal
- 716 31. Rickwood DJ, Braithwaite VA. Social-psychological factors affecting help-seeking for
717 emotional problems. *Soc Sci Med* [Internet]. 1994 Aug 1 [cited 2022 Jan
718 31];39(4):563–72. Available from: <https://pubmed.ncbi.nlm.nih.gov/7973856/>
- 719 32. Wilson MMG, Morley JE. Impaired cognitive function and mental performance in mild
720 dehydration. *Eur J Clin Nutr* [Internet]. 2003 Dec [cited 2015 May 5];57 Suppl
721 2(S2):S24–9. Available from: <http://dx.doi.org/10.1038/sj.ejcn.1601898>

- 722 33. Watson D, Clark LA, Tellegen A. Development and validation of brief measures of
723 positive and negative affect: the PANAS scales. *J Pers Soc Psychol* [Internet]. 1988
724 [cited 2022 Feb 1];54(6):1063–70. Available from:
725 <https://pubmed.ncbi.nlm.nih.gov/3397865/>
- 726 34. de Beurs D, Cleare S, Wetherall K, Eschle-Byrne S, Ferguson E, B O'Connor D, et al.
727 Entrapment and suicide risk: The development of the 4-item Entrapment Scale Short-
728 Form (E-SF). *Psychiatry Res* [Internet]. 2020 Feb 1 [cited 2022 Feb 2];284. Available
729 from: <https://pubmed.ncbi.nlm.nih.gov/31945600/>
- 730 35. Oppenheimer DM, Meyvis T, Davidenko N. Instructional manipulation checks:
731 Detecting satisficing to increase statistical power. *J Exp Soc Psychol* [Internet]. 2009
732 [cited 2017 Feb 22];45:867–72. Available from:
733 <https://www.sciencedirect.com/science/article/pii/S0022103109000766>
- 734 36. Ng F, Charles A, Pollock K, Rennick-Egglestone S, Cuijpers P, Gillard S, et al. The
735 mechanisms and processes of connection: Developing a causal chain model
736 capturing impacts of receiving recorded mental health recovery narratives. *BMC*
737 *Psychiatry* [Internet]. 2019 Dec 21 [cited 2023 Jul 18];19(1):1–15. Available from:
738 <https://bmcp psychiatry.biomedcentral.com/articles/10.1186/s12888-019-2405-z>
- 739 37. Rennick-Egglestone S, Ramsay A, McGranahan R, Llewellyn-Beardsley J, Hui A,
740 Pollock K, et al. The impact of mental health recovery narratives on recipients
741 experiencing mental health problems: Qualitative analysis and change model. *PLoS*
742 *One* [Internet]. 2019 Dec 1 [cited 2023 Jul 18];14(12). Available from:
743 <https://pubmed.ncbi.nlm.nih.gov/31834902/>
- 744 38. Bandura A. Self-efficacy: Toward a unifying theory of behavioral change. *Psychol Rev*
745 [Internet]. 1977 [cited 2024 Apr 17];84(2). Available from:
746 <https://www.sciencedirect.com/science/article/pii/0146640278900024>
- 747 39. Murray CD, Fox J. Do Internet self-harm discussion groups alleviate or exacerbate
748 self-harming behaviour? <http://dx.doi.org/105172/jamh53225> [Internet]. 2014 Jan
749 [cited 2023 Jul 18];5(3):225–33. Available from:
750 <https://www.tandfonline.com/doi/abs/10.5172/jamh.5.3.225>
- 751 40. Seif NA, Bastien RJB, Wang B, Davies J, Isaken M, Ball E, et al. Effectiveness,
752 acceptability and potential harms of peer support for self-harm in non-clinical settings:
753 systematic review. *BJPsych Open* [Internet]. 2022 Jan [cited 2023 Jul 18];8(1).
754 Available from: </pmc/articles/PMC8811789/>
- 755 41. Recovery Your Life [Internet]. [cited 2023 Sep 27]. Self-Harm Discussion and Support.
756 Available from: <https://www.recoveryourlife.com/forum/forumdisplay.php?f=29>
- 757

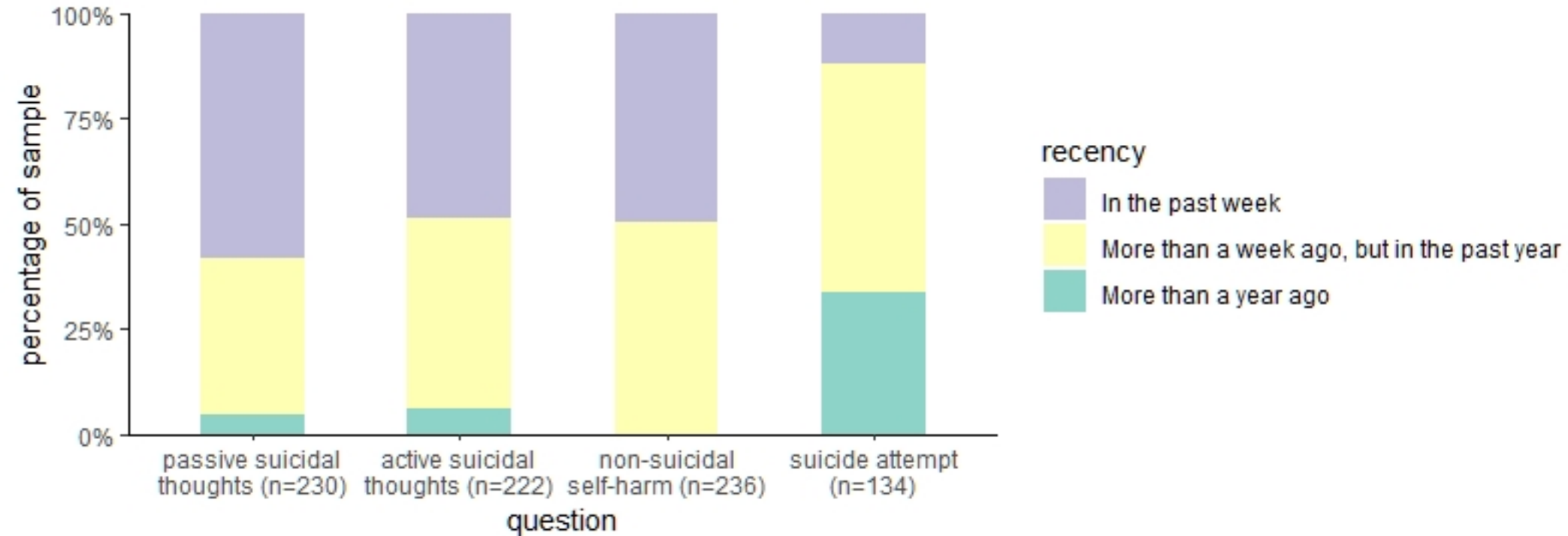


Figure 1

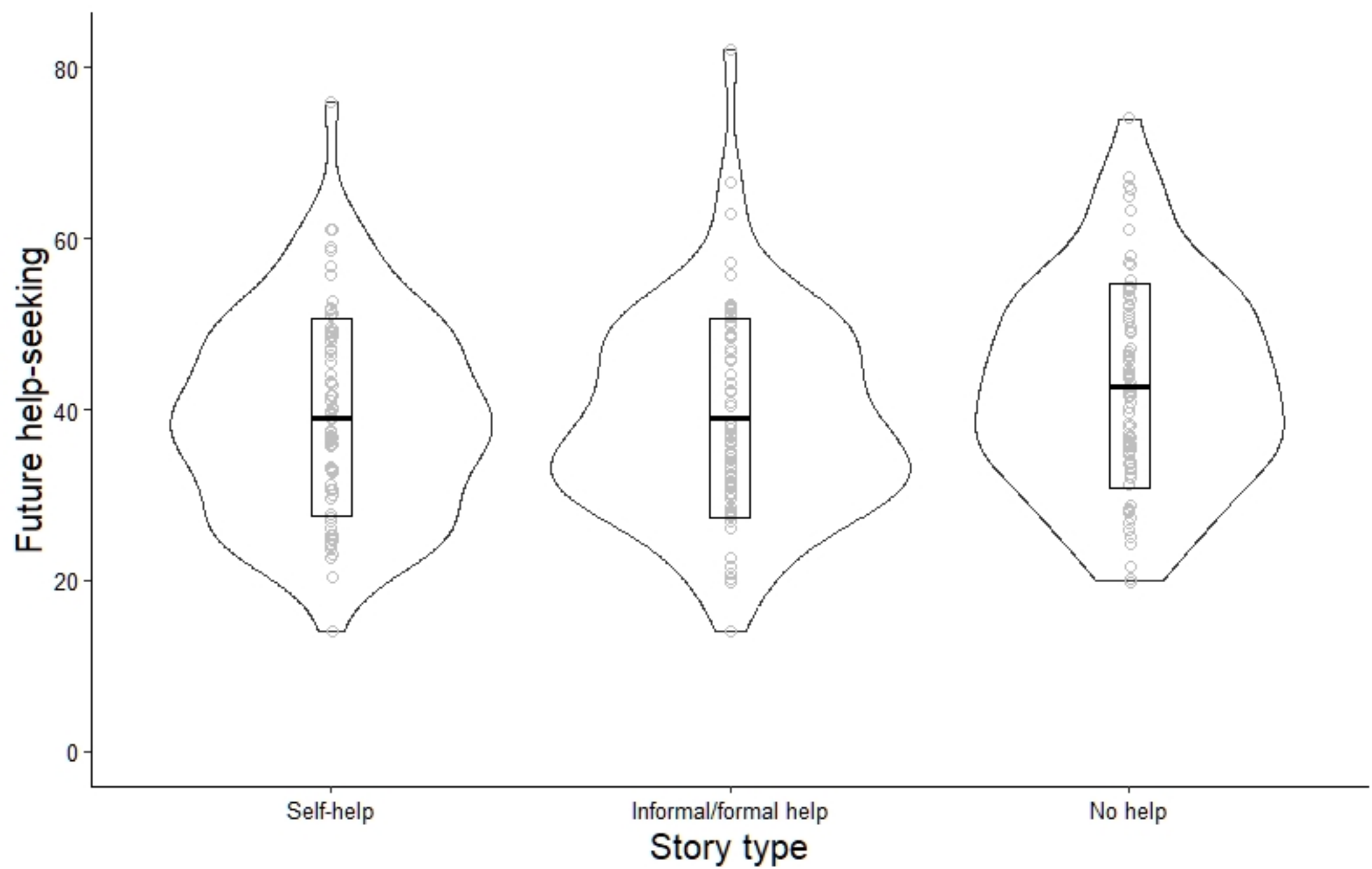


Figure 3

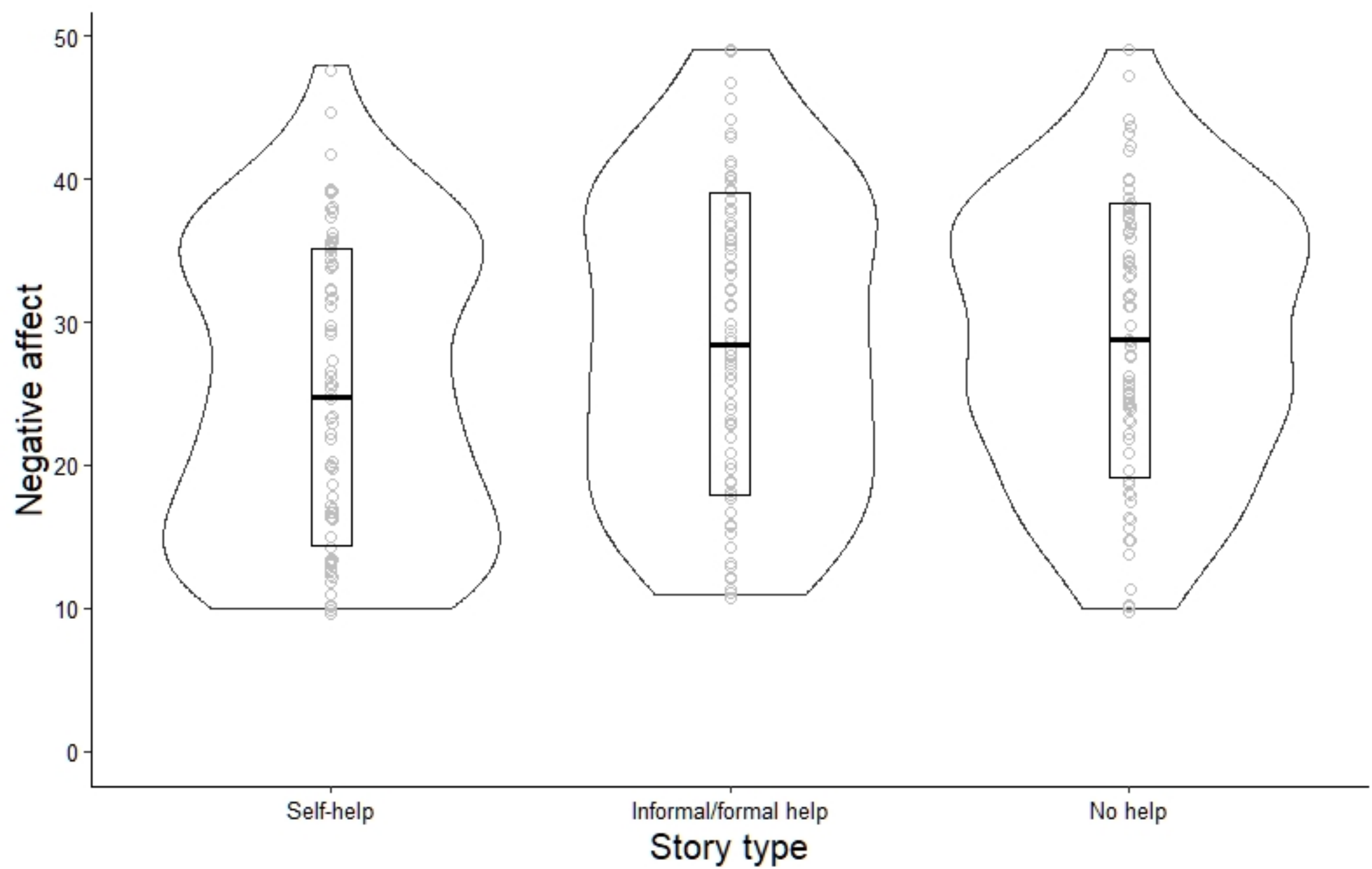
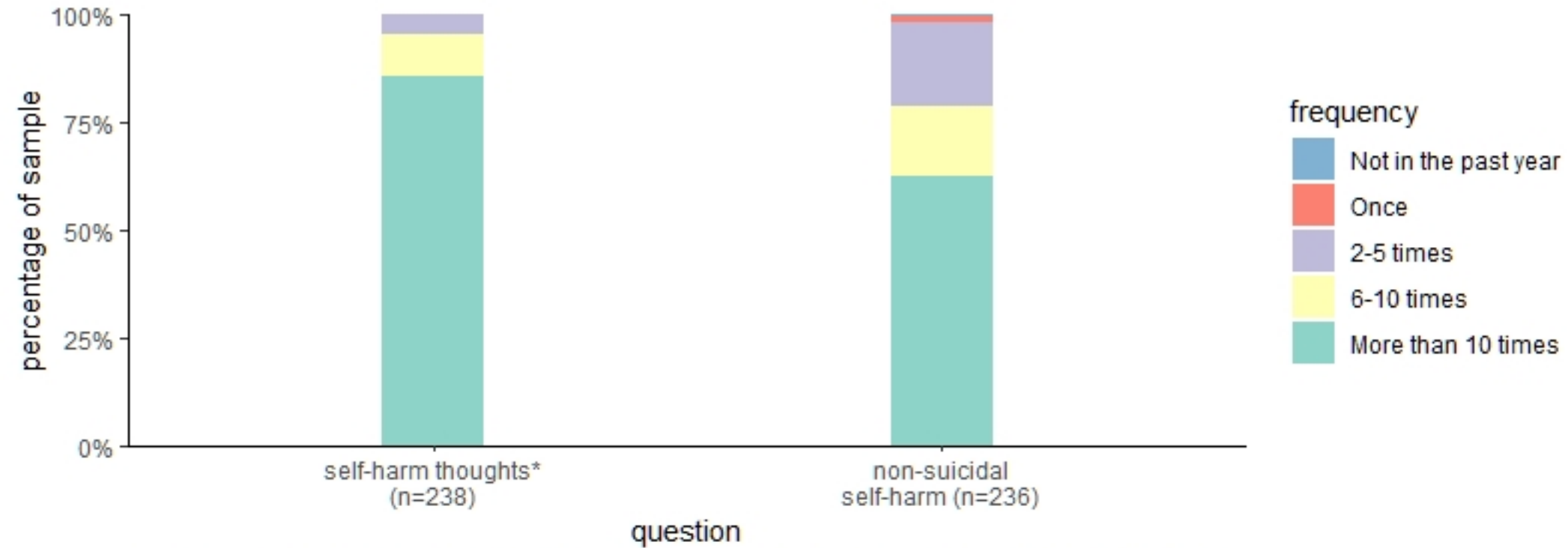


Figure 4



*self-harm thoughts: 'How often in the past year have you thought about hurting yourself on purpose?'

Figure 2