

1 **Modelling to support decisions about the geographic and**  
2 **demographic extensions of seasonal malaria chemoprevention in**  
3 **Benin**

4 Jeanne Lemant<sup>1,2\*</sup>, Clara Champagne<sup>1,2,3</sup>, William Houndjo<sup>4</sup>, Julien Aïssan<sup>4</sup>, Rock Aïkpon<sup>4</sup>, Camille  
5 Houetohossou<sup>4</sup>, Sakariahou Kpanou<sup>4</sup>, Roland Goers<sup>1,2</sup>, Cyriaque Affoukou<sup>4</sup>, Emilie Pothin<sup>1,2,3</sup>

6 <sup>1</sup> Swiss Tropical and Public Health Institute, Allschwil, Switzerland

7 <sup>2</sup> University of Basel, Basel, Switzerland

8 <sup>3</sup> Clinton Health Access Initiative, Boston, US

9 <sup>4</sup> National Malaria Control Programme, Ministry of Health, Cotonou, Benin

10 \*Corresponding author

11 Email: [jeanne.lemant@swisstph.ch](mailto:jeanne.lemant@swisstph.ch)

12

## 13 **Abstract**

### 14 **Background**

15 Seasonal malaria chemoprevention (SMC) has been implemented yearly in northern Benin since 2019  
16 to reduce the malaria burden in children under 5 years of age. Its geographic scope was progressively  
17 extended until in 2022 two different extensions of SMC were considered: either demographic - children  
18 aged 5 to 10 in the currently targeted departments would also receive SMC, or geographic to children  
19 under 5 in new eligible departments to the south. As SMC had neither been implemented in the areas  
20 nor age groups suggested for expansion, modelling was used to compare the likely impact of both  
21 extensions.

### 22 **Methods**

23 The model OpenMalaria was calibrated to represent the history of malaria interventions and  
24 transmission risk in Benin. Currently planned future interventions and two scenarios for SMC  
25 extensions were simulated to inform where impact would be the highest.

### 26 **Results**

27 The model predicted that between 2024 and 2026 the geographic extension of SMC would avert at least  
28 four times more severe malaria cases and five times more direct malaria deaths per targeted child than  
29 the demographic extension. However, numbers of severe cases averted per targeted child were similar  
30 between health zones eligible for geographic extension.

### 31 **Conclusions**

32 The geographic extension is more impactful and likely more cost-effective than the demographic  
33 extension, and will be implemented from 2024. Health zones were prioritised by availability of  
34 community health workers to deliver SMC. Mathematical modelling was a supportive tool to  
35 understand the relative impact of the different proposed SMC extensions and contributed to the  
36 decision-making process. Its integration significantly enhanced the utilisation of data for decision-

37 making purposes. Rather than being used for forecasting, the model provided qualitative guidance that  
38 complemented other types of evidence.

## 39 **Introduction**

40 Malaria killed 608 000 persons in 2022, of which 76% were children under 5 [1]. This parasitic disease  
41 is one of the leading cause of death in children under 5 [2]. Strong reductions in malaria burden have  
42 been achieved since 2000, mainly thanks to insecticide-treated nets (ITNs) and artemisinin-based  
43 combinations therapies [3], but since 2015 progress has stalled. Insecticide and drug resistance, invasion  
44 of new vector species, and lack of funding threaten to reverse the decreasing trend. Additional  
45 interventions to nets and treatments are now required to further decrease transmission and protect those  
46 most at risk of severe malaria. Seasonal malaria chemoprevention (SMC) consists of administering  
47 antimalarials to all children living in seasonal transmission areas during the period of heightened  
48 malaria risk to clear existing infections and prevent new ones [4]. The number of children treated  
49 increased from 0.2 million in 2012 when the World Health Organisation (WHO) recommended SMC  
50 to 49 million ten years later. In Benin, where malaria is the first cause of consultation and which  
51 accounts for 2.1% of global malaria cases and 1.8% of deaths [1], SMC was first implemented in 2019  
52 in the health zones of Malanville-Karimama (Alibori) and Tanguieta-Materi-Cobly (Atacora). The  
53 geographic scope of SMC was progressively extended until in 2021 almost 600 000 children under 5  
54 living in the two Sahelian departments of Alibori and Atacora were targeted (NMCP, personal  
55 communication).

56 In 2022 the WHO updated their recommendations for SMC: the intervention is no longer recommended  
57 only to children under 5 years of age, but to all children at high risk of severe malaria. This increased  
58 flexibility is an opportunity for malaria endemic countries to better tailor their strategy to local needs.  
59 However, these new recommendations also mean National Malaria Control Programmes (NMCPs) need  
60 to make more informed choices. Three months after the release of the updated recommendations, the  
61 Benin NCMP initiated a collaboration with the Swiss Tropical and Public Health Institute to analyse  
62 together the relative benefits of either extending SMC to children under 10 years of age in Alibori and

63 Atacora, where SMC was already implemented, or extending SMC to new eligible zones in departments  
64 of Borgou, Collines, and Donga but only targeting children under 5. Choosing between these the two  
65 options was necessary as the entire population of Benin is at risk for malaria, but funding is limited.  
66 This limited funding also constrained the number of new zones which could be targeted, so the NMCP  
67 was interested in a ranking of the new eligible zones based on impact to inform on the zone  
68 prioritisation.

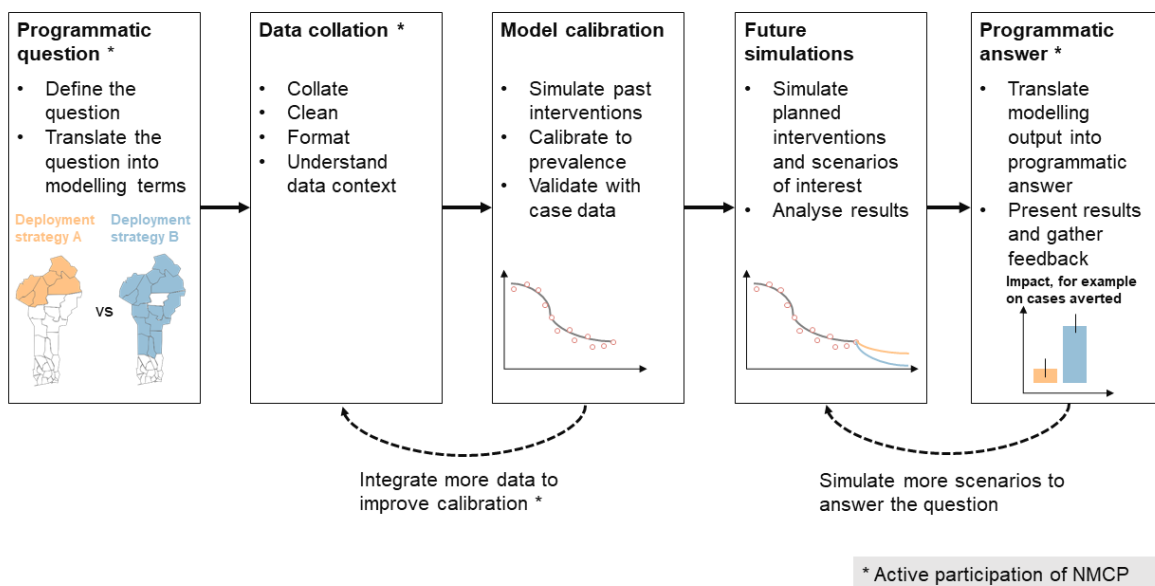
69 SMC has been established as an efficacious intervention in numerous randomised controlled trials in  
70 children under 5 and under 10. Cissé et al. [5] administered SMC to children under 10 and observed  
71 incidence in children under 5 decrease by 57% and in children between 5 and 9 by 61% during the  
72 transmission season, while others found even larger reductions [6-8]. These differences in impact may  
73 be due to different settings and contexts. SMC is also an operationally feasible intervention which can  
74 reach coverages above 90% [9, 10].

75 To our knowledge, no study has compared the benefits of extending the age limit of SMC to expanding  
76 to new zones, but NMCPs need to know which strategy is more effective in their context to make an  
77 informed decision. While young children are usually found to be at higher risk for severe malaria [11,  
78 12] the impact of SMC in different age groups may be influenced by factors such as intensity of  
79 transmission, seasonality or concomitant deployment of other interventions. In this context, all relevant  
80 factors must be assessed before targeting a specific age group. Beyond determining which of the two  
81 extension strategies would save more lives, understanding their relative impact would enable the  
82 NMCPs to weigh this likely impact by the cost of the intervention and choose the most cost-effective  
83 strategy. Such a quantification will intrinsically be context-specific and as such requires a method which  
84 can be adapted to the setting of interest. Mathematical modelling can mimic the past and current malaria  
85 burden in administrative units of a country and simulate the impact of various interventions, and has  
86 already been used to support decision-making [13, 14].

87 Our goal was to determine which extension of SMC would have more impact and be more cost-effective  
88 in Benin, and to rank new eligible zones according to the impact SMC could have.

## 89 **Methods**

90 We used OpenMalaria to simulate the impact of interventions on malaria burden. OpenMalaria  
91 comprises an agent-based model of human malaria infections using a within-host component [15],  
92 together with a compartmental model to govern the evolution of the *Anopheles* population [16].  
93 Simulations were set up and run using the R package openMalariaUtilities. The model was adapted to  
94 Benin at the commune level to make predictions tailored to the context of the country. The entire  
95 workflow is summarised in Figure 1.



96

97 **Figure 1: Applied workflow to answer programmatic questions with country-specific mathematical modelling.**  
98 Schematics are for illustrative purpose only.

## 99 **Model parameterisation: capturing historical trends for each commune up** 100 **to 2023**

101 We collated global data on interventions efficacy and local data on past deployments in Benin and  
102 adjusted the modelled transmission risk in each commune so that yearly modelled prevalence would  
103 match estimates. These prevalence estimates in children aged 2 to 10 were post-processed by the  
104 Malaria Atlas Project from prevalence surveys and covariates [17] for years 2006 to 2019.

105 Dominant vector species in Benin are *Anopheles gambiae sensu lato* and *Anopheles funestus* [18]; in  
106 the model they were considered to contribute at 90% and 10% to transmission respectively. To account  
107 crudely for variation in mosquito behaviour, 10% of mosquito bites were assumed to take place  
108 outdoors. Intense pyrethroid resistance was first recorded by sentinel sites in 2016 (NMCP, personal  
109 communication) so from this year on vectors were assumed to be fully resistant to pyrethroids, with  
110 nets acting only as a physical barrier. Before that, we assumed vectors were moderately resistant to  
111 pyrethroids, using a previously published parameterisation of ITNs [19].

112 Seasonality of transmission was informed by reported incidence in each department, with a 15-day lag  
113 to account for the time between infection and onset of symptoms.

114 We used ITN use estimates from the Malaria Atlas Project [20] at the department level until the first  
115 mass distribution campaign in 2011. We then relied on household surveys [21, 22] to estimate ITN use,  
116 assuming nets distributed during each mass campaign had a three-year half-life. From 2020 not only  
117 ITNs were distributed but also piperonyl butoxide (PBO), and Interceptor G2 in 2023. Both these next-  
118 generation nets were modelled as restoring most susceptibility in vectors, based on an experimental hut  
119 trial recording 70% mortality in bioassays [19]. Durability based on net fabric was also taken into  
120 account, with nets made of polyethylene or polyester having a half-life of two - respectively 1.6 – years  
121 [23]. In 2023 most distributed nets were made of polyethylene except for one brand of PBO nets  
122 distributed in some northern communes. We made the conservative assumption that use of nets had  
123 remained constant since the last available survey in 2017. IRS active ingredient, population coverage  
124 and month of spraying were modelled at the commune level until the intervention was discontinued in  
125 2022 [24]. Insecticide efficacy parameterisations were derived from experimental hut trials results [25].

126 Access to treatment in case of fever has been reported in household surveys between 2001 and 2017  
127 [21, 22] at the department level. Once an individual seeks treatment, they do not necessarily receive a  
128 completely curative treatment due to care-seeking behaviour in unofficial structures, lack of compliance  
129 of care providers, lack of adherence of certain patients, presence of counterfeit medicines and imperfect  
130 efficacy of treatments. The effective treatment coverage used in the model is therefore the product of  
131 the access to health services measured during each of the five surveys by those factors which quantify

132 the inefficiencies in the care management cascade [26]. After 2017 effective treatment coverage was  
133 assumed to remain constant. While access to treatment for uncomplicated malaria cases was derived  
134 from household surveys, for severe malaria cases we assumed that 48% of patients seek care [27].

135 After Malanville-Karimama (Alibori) and Tanguieta-Materi-Cobly (Atacora) in 2019, SMC was  
136 extended to Banikoara and Kandi-Gogounou-Segbana (Alibori) in 2020, and finally all children under  
137 5 of both departments were targeted from 2021. Efficacy of SMC was modelled through a blood-  
138 clearance effect lasting 25 days to reproduce the effect size observed in a trial in the Sahel [28]. This  
139 means SMC is assumed to clear all infections for 25 days, then its effect wanes instantly. To match  
140 reported coverage data from the 2021 SMC campaign, 80% of eligible children under 5 were randomly  
141 selected to receive SMC at each of the four rounds from July to October.

142 The model reproduces the population age structure from the Benin 2013 census [29]. We also assumed  
143 10 infections per 1000 people per year were imported in each commune.

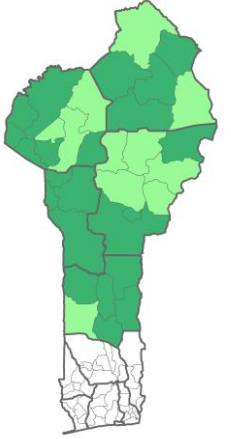


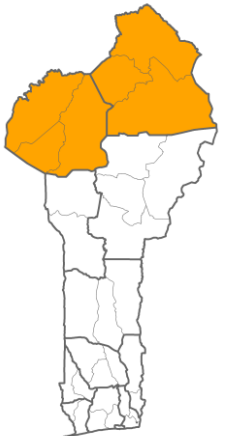

144 The transmission level, represented by the pre-intervention Entomological Inoculation Rate (EIR) in  
145 2000, was then adjusted for each commune to match the time series of past prevalence estimates. We  
146 also estimated lower and higher bounds for transmission intensity to represent the uncertainty in  
147 prevalence estimates and stochasticity of the model.

## 148 **Simulation of SMC extensions**

149 Additionally to already planned interventions (mass net distribution campaign in 2026 and SMC  
150 administered to children under 5 in Alibori and Atacora, Table 1), we simulated both extension  
151 scenarios of SMC starting in 2024. The administration period, coverage, and efficacy were assumed to  
152 be identical to the already planned SMC campaigns. For the demographic extension of SMC we  
153 simulated its administration to children under 10 in Alibori and Atacora. For the geographic extension  
154 the NMCP had already identified the eligible zones situated in the region of the Sahel and where more  
155 than half the cases were occurring within four consecutive months. We simulated SMC administered to  
156 children under 5 in Borgou, Collines, and Donga except in the sanitary zone of Bembereke-Sinende  
157 (Borgou). This zone was already part of the Plus Project, a pilot study of perennial malaria

158 chemoprevention (PMC) which should last until 2025 and targets children until 2 years, so we excluded  
 159 this zone from the geographic extension as SMC and PMC are mutually exclusive.

160 **Table 1: Planned interventions from 2024 and SMC extensions**

Planned interventions	2023 net distribution	2026 net distribution	SMC to children under 5
			
SMC extensions	Demographic extension to children under 10 	Geographic extension to children under 5 	

161 **Comparison of extension scenarios**

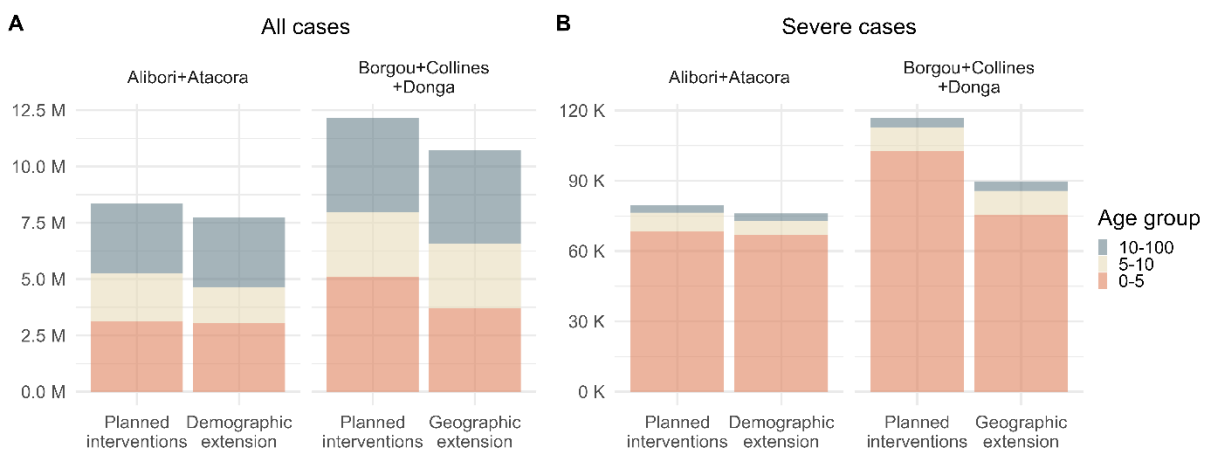
162 The indicators of interest were the total number of malaria cases, severe cases, and deaths directly  
 163 caused by malaria. Since the model accounts for treatment-seeking rates, we obtained both total cases  
 164 occurring in the community and reported cases at health facilities. We focused on total cases in the  
 165 community since the treatment seeking behaviour was lower in some departments in 2017 [21], which  
 166 causes less cases to be reported but does not mean less cases are occurring. We computed cases and  
 167 deaths averted by each extension scenario by comparing those occurring with only the planned



168 interventions (mass distribution campaigns of ITNs and SMC in children under 5 in Alibori and  
 169 Atacora) to those with the planned interventions together with extended SMC. We weighted the  
 170 modelled cases and deaths by the population projected from the 2013 census, with a yearly 3.51%  
 171 growth rate as measured between 2002 and 2013 [29]. We summed all cases and deaths averted by the  
 172 demographic extension in Alibori and Atacora between 2024 and 2026, and the cases and deaths averted  
 173 by the geographic extension in the sanitary zones of Borgou (except Bembereke-Sinende), Collines,  
 174 and Donga. We also extracted cases averted in each sanitary zone of Borgou, Collines, and Donga for  
 175 the prioritisation analysis. Mean estimates and credible intervals were obtained from the middle, lower  
 176 and upper EIR values estimated during the calibration. To account for different population sizes  
 177 between zones, we also divided the cases and deaths averted by the newly targeted population. For the  
 178 demographic extension we divided by the number of children between 5 and 10 in Alibori and Atacora,  
 179 and for the geographic extension by the number of children under 5 in the eligible sanitary zones of  
 180 Borgou, Collines, and Donga. This way, even if the population growth were stronger than planned, we  
 181 were comparing cases and deaths averted by additionally targeted population instead of absolute  
 182 numbers. The number of newly targeted children is also used as a proxy for the extension cost.

## 183 Results

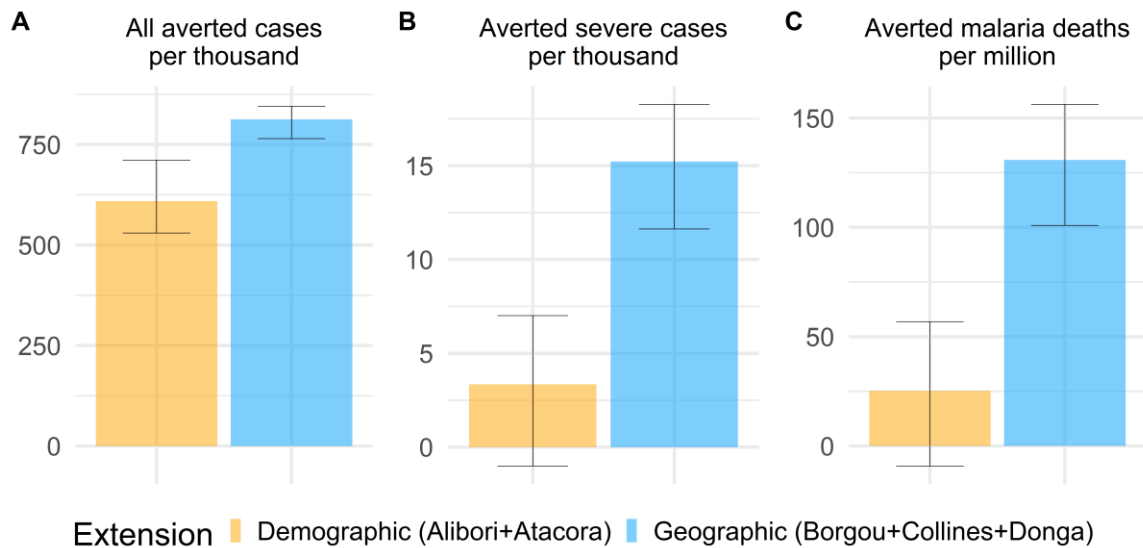
### 184 Greater impact of geographic over demographic extension



185

186 **Figure 2: Cases by scenarios and age groups.** Distribution of mean predicted malaria cases (A) and severe cases (B) across  
 187 age groups between 2024 and 2026 with planned interventions and adding SMC extension in eligible zones

188 The model predicted that 600 (500 - 700) thousand malaria cases in all age groups could be averted  
189 between 2024 and 2026 by the demographic extension of SMC (Figure 2). Among these cases averted  
190 3 (-1 - 7) thousand would be severe cases. Additionally, 26 (-9 - 58) direct malaria deaths in all age  
191 groups could be averted. By contrast, 1.5 (1.4 -1.5) million cases could be averted by the geographic  
192 extension between 2024 and 2026, among these 27 (21 - 33) thousand severe cases. 234 (180 - 279)  
193 malaria deaths would also be averted. Between 2024 and 2026 we estimated there would be one million  
194 children between 5 and 10 years old in Alibori and Atacora to whom SMC would be additionally  
195 administered. In eligible zones of Borgou, Collines, and Donga, 1.8 million children under 5 would be  
196 eligible to SMC. When dividing cases averted by the additionally targeted population, we obtained that  
197 the demographic extension would avert 609 (530 - 711) malaria cases in all age groups per 1000 targeted  
198 children from 5 to 10, and among these 3 (-1 - 7) severe cases (Figure 3). The demographic extension  
199 would also avert 25 (-9 - 57) malaria deaths in all age groups per million additionally targeted children.  
200 The geographic extension would avert 813 (765 - 845) cases in all age groups per 1000 targeted children  
201 under 5, among these 15 (12 - 18) severe cases per 1000 targeted children, as well as 131 (101 - 156)  
202 malaria deaths per million targeted children. The geographic extension would thus avert on average  
203 1.33 times more cases, 4.5 times more severe cases, and 5.2 more malaria deaths per targeted child than  
204 the demographic extension. Since SMC is recommended to “children belonging to age groups at high  
205 risk of severe malaria” [4], the demographic extension would only be more cost-effective than the  
206 geographic extension if it were 4.5 times less expensive, or even 5.2 times less expensive when using  
207 malaria deaths as the main indicator.

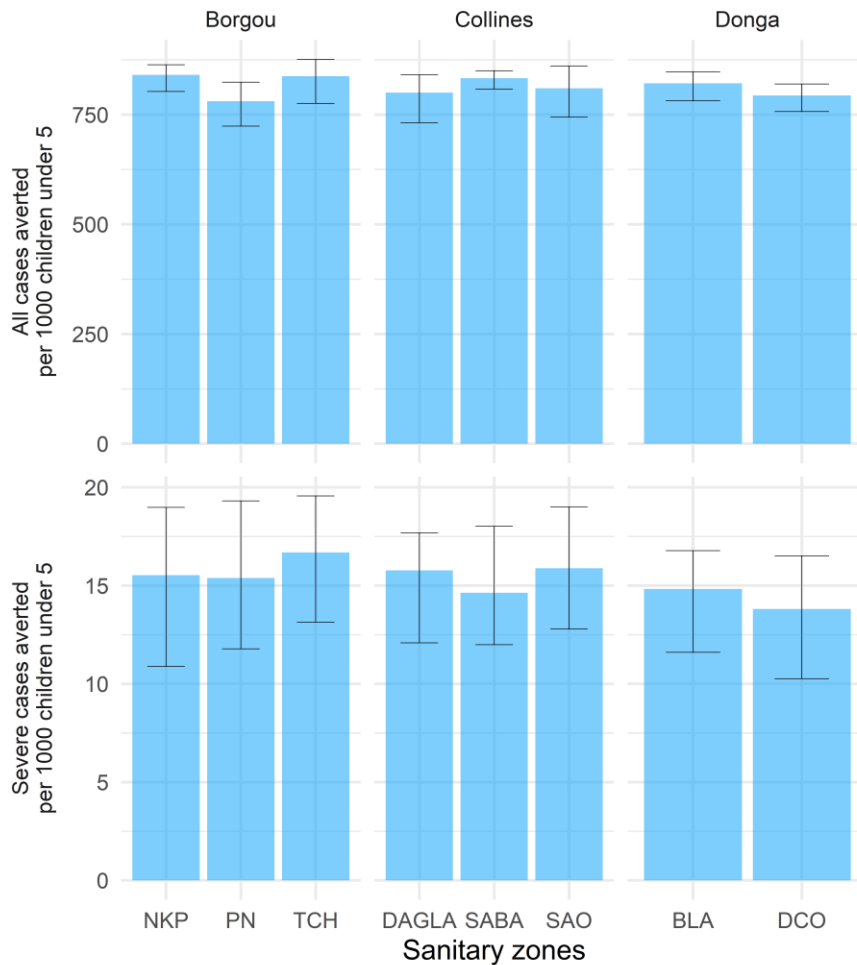


208

209 **Figure 3: Cases averted per additionally targeted children.** A: All malaria cases in all age groups averted by each SMC  
 210 extension in eligible zones per thousand additionally targeted children (from 5 to 10 for demographic extension and under 5  
 211 for geographic extension), between 2024 and 2026; B: Severe cases averted per thousand additionally targeted children; C:  
 212 Malaria deaths averted per million additionally targeted children. Error bars represent uncertainty on intensity of transmission  
 213 as well as model stochasticity.

### 214 **Prioritisation of sanitary zones among geographic extension**

215 When looking at the number of cases and severe cases averted by the geographic extension of SMC per  
 216 targeted child by department, no ranking emerged: in Borgou 818 (767 - 852) cases in all age groups  
 217 could be averted per 1000 children under 5 between 2024 and 2026, among those 16 (12 - 19) severe  
 218 cases per 1000 children as well as 135 (103 - 163) malaria deaths per million children. In Donga 801  
 219 (763 - 826) cases and 14 (11 - 17) severe cases could be averted per 1000 children, as well as 122 (95 -  
 220 145) malaria deaths per million children. This similarity was also observed at the operational level of  
 221 sanitary zones (Figure 4). This means the risks in the different departments and zones are similar enough  
 222 - or the data are not precise enough to detect any differences - that the decision on where to extend SMC  
 223 first could be based on operational considerations, such as differences in cost due to the size of the area  
 224 to cover, or the presence of trained community health workers.



225

226 **Figure 4: All malaria cases and severe malaria cases averted by the geographical extension of SMC per 1000 children**  
 227 **under 5 by sanitary zone.** Error bars represent uncertainty on intensity of transmission as well as model stochasticity.

228 **Discussion**

229 Our results indicate the geographic extension would avert at least four times more severe cases and five  
 230 times more direct malaria deaths per targeted child compared to the demographic extension. This is  
 231 consistent with the malaria burden distribution in high-endemic settings where children under 5 are  
 232 most at risk for malaria, with most malaria severe cases and deaths occurring in children under 5 [11,  
 233 12]. However cases averted by target population appear to be similar within the different zones eligible  
 234 for the geographic extension.

235 These results were communicated to the NMCP together with a dashboard to explore different  
 236 epidemiological indicators, and the NMCP decided to include the geographic extension of SMC in the  
 237 strategic plan. SMC will be administered by community health workers from 2024, and so will first be

238 extended to zones where community health workers have already been recruited and trained, in Donga  
239 and Collines. Our results are relevant for and specific to Benin in 2024, but a similar approach could be  
240 used to support other countries identifying the most cost-effective implementation of an intervention.

241 Mathematical modelling can synthesize available evidence on intervention efficacy and extrapolate to  
242 specific contexts to support local decision-making. Modelling can account for multiple data sources  
243 (seasonality, burden, planned interventions, coverage) to determine which strategy is likely to save most  
244 lives. Previous works using mathematical modelling for strategic planning focused on showing the  
245 likely impact of already determined combinations of interventions to advocate for funding [14, 30].  
246 This analysis shows that country-specific models can also be used to guide the development of strategies  
247 by answering to specific questions of interest for decision makers.

248 The choice between the two extension scenarios is also influenced by their anticipated relative cost. In  
249 2024 SMC will be administered in Benin by community health workers for the first time, so unit costs  
250 from past implementations as campaigns are obsolete. From the cost drivers identified by Pitt et al.[31],  
251 only supply chain and sensitisation would likely cost more in the geographic extension since  
252 implementation would happen for the first time, but these represent only 1.5% of the total costs and  
253 would only be more expensive during the first year of implementation. Purchase of drugs, however, is  
254 the second contributor to costs (27.7%) and from six years of age children need to receive one and a  
255 half tablet of both SP and AQ, compared to one tablet from 2 to 5 years included [9]. Thus, even without  
256 a detailed costing, it is highly likely the unit costs of the demographic extension will be higher than  
257 those of the geographic extension. The geographic extension would then be more cost-effective than  
258 the demographic extension, especially when considering severe cases and deaths averted. Since cases  
259 and severe cases averted per targeted child were similar in zones within the geographic extension, other  
260 considerations such as the cost of extending to each zone could have been taken in to account to  
261 prioritise where to implement SMC first. In the end the availability of community health workers guided  
262 the order of implementation.

263 This work has a number of limitations. It relies on a model of malaria transmission, which is a  
264 simplification of reality. Many parameters of the model were tailored to match local data, which implies

265 that collected data was trusted to reflect reality. EIR was estimated only from prevalence data, and we  
266 assumed that all changes in malaria burden were due to interventions, when in practice climate or socio-  
267 economics changes also play a role. Given the lack of granularity in the data, some uniformity  
268 assumptions were made: net usage and treatment seeking were assumed uniform across each  
269 department, *Anopheles* species composition and apparition of resistance identical across the entire  
270 country. There are also fixed model parameters, derived from non-Benin specific data: efficacy of nets  
271 and treatments, immunity development mechanisms, and case importation. In the model severe malaria  
272 episodes can result from high parasitaemia and/or co-infection, the risk of the latter increasing with EIR  
273 and decreasing with age [27]. Since in northern Benin the risk of malaria is high, we estimated high  
274 EIR values and thus the model attributed most severe malaria episodes to co-infections, which occur  
275 mostly in young children. This explains why our results attribute around 90% of severe cases to children  
276 under 5.

277 We reproduced the efficacy of SMC observed in a randomised controlled trial [28], though in real-life  
278 settings SMC will likely avert less cases due to less controlled implementation. However, this challenge  
279 will probably affect the implementation of geographic and demographic extensions in a similar manner  
280 so correcting for this simplification is unlikely to change our results. We assumed SP-AQ had the same  
281 efficacy in children under and above 5 years of age, for lack of age-specific data on efficacy. If the drug  
282 efficacy varies with age this will in turn affect our results in the same direction (more cases averted in  
283 the age groups with higher efficacy). However similar odds ratios of mortality and incidence during  
284 transmission seasons [5] seem to indicate efficacy is similar in both age groups. Moreover the difference  
285 in severe cases averted is so strong that the efficacy in older children would have to be at least four  
286 times higher to change our conclusions, which is unlikely. It is crucial for mathematical models to be  
287 able to reproduce the effect sizes of SMC in different ages to guide decisions.

288 Geographic heterogeneity in future SMC coverage and population structure could not be included for  
289 lack of data. We assumed SMC coverage would stay constant through time, space, and age groups. In  
290 Senegal a higher coverage in older children was observed by a few percentage points [9], but even if  
291 these results were valid for Benin the difference would not be strong enough to change our conclusions.

292 Population estimates rely on the 2013 census [29], with a 3.51% national growth rate applied to each  
293 commune, which was the method recommended by the NMCP. These estimates are outdated: a  
294 population count before the 2020 mass net distribution campaign found the population to be 13.6%  
295 larger than projected [32], but at the time of analysis results from the new census had not been published.  
296 Population growth is also not uniform across departments: between 2002 and 2013, population yearly  
297 increased by 2.5% in Collines and 4.6% in Alibori. Since we divided cases averted by the target  
298 population, these issues should not influence our results. The proportions of children under 5 (17.4%)  
299 and between 5 and 10 (13.7%) are also taken from the 2013 census. They appear not to have changed  
300 drastically during the past decade [33].

301 In Benin, the geographic extension of SMC to southern departments in 2024 would avert at least four  
302 times more severe cases per additionally targeted child than its demographic extension, and five times  
303 more direct malaria deaths. In zones eligible to the geographic extension SMC was predicted to avert  
304 similar number of cases and severe cases per child under 5. The NMCP adopted the recommendations  
305 in their strategy and secured funding for the geographic extension starting in 2024. This country-led  
306 collaboration, together with a country-specific modelling approach, led to evidence-based strategic  
307 decisions which could be fully funded.

## 308 **Acknowledgments**

309 The authors thank Tatiana Alonso Amor, Mar Velarde, Flavia Camponovo, Monica Golumbeanu,  
310 Didier Adjakidje for valuable discussions, George Shireff for past modelling analyses in Benin, Thomas  
311 Smith for proofreading the manuscript. Calculations were performed at sciCORE  
312 (<http://scicore.unibas.ch/>) scientific computing centre at the University of Basel (Basel, Switzerland).

## 313 **References**

- 314 1. World malaria report 2023. Geneva: World Health Organization 2023.
- 315 2. Perin J, Mulick A, Yeung D, Villavicencio F, Lopez G, Strong KL, et al. Global, regional, and  
316 national causes of under-5 mortality in 2000–19: an updated systematic analysis with implications for  
317 the Sustainable Development Goals. *The Lancet Child & Adolescent Health*. 2022;6(2):106-15.

318 3. Bhatt S, Weiss DJ, Cameron E, Bisanzio D, Mappin B, Dalrymple U, et al. The effect of  
319 malaria control on *Plasmodium falciparum* in Africa between 2000 and 2015. *Nature*.  
320 2015;526(7572):207-11.

321 4. World Health O. WHO guidelines for malaria, 3 June 2022. Geneva: World Health  
322 Organization; 2022 2022. Contract No.: WHO/UCN/GMP/2022.01 Rev.2.

323 5. Cissé B, Ba EH, Sokhna C, Ndiaye JL, Gomis JF, Dial Y, et al. Effectiveness of Seasonal  
324 Malaria Chemoprevention in Children under Ten Years of Age in Senegal: A Stepped-Wedge Cluster-  
325 Randomised Trial. *PLOS Medicine*. 2016;13(11):e1002175.

326 6. Dicko A, Diallo AI, Tembine I, Dicko Y, Dara N, Sidibe Y, et al. Intermittent Preventive  
327 Treatment of Malaria Provides Substantial Protection against Malaria in Children Already Protected  
328 by an Insecticide-Treated Bednet in Mali: A Randomised, Double-Blind, Placebo-Controlled Trial.  
329 *PLOS Medicine*. 2011;8(2):e1000407.

330 7. Konaté AT, Yaro JB, Ouédraogo AZ, Diarra A, Gansané A, Soulama I, et al. Intermittent  
331 Preventive Treatment of Malaria Provides Substantial Protection against Malaria in Children Already  
332 Protected by an Insecticide-Treated Bednet in Burkina Faso: A Randomised, Double-Blind, Placebo-  
333 Controlled Trial. *PLOS Medicine*. 2011;8(2):e1000408.

334 8. Sesay S, Milligan P, Touray E, Sowe M, Webb EL, Greenwood BM, et al. A trial of  
335 intermittent preventive treatment and home-based management of malaria in a rural area of The  
336 Gambia. *Malaria Journal*. 2011;10(1):2.

337 9. Bâ E-H, Pitt C, Dial Y, Faye SL, Cairns M, Faye E, et al. Implementation, coverage and  
338 equity of large-scale door-to-door delivery of Seasonal Malaria Chemoprevention (SMC) to children  
339 under 10 in Senegal. *Sci Rep*. 2018;8(1):5489.

340 10. Baba E, Hamade P, Kivumbi H, Marasciulo M, Maxwell K, Moroso D, et al. Effectiveness of  
341 seasonal malaria chemoprevention at scale in west and central Africa: an observational study. *The  
342 Lancet*. 2020;396(10265):1829-40.

343 11. Paton RS, Kamau A, Akech S, Agweyu A, Ogero M, Mwandawiro C, et al. Malaria infection  
344 and severe disease risks in Africa. *Science*. 2021;373(6557):926-31.

345 12. Murray CJL, Rosenfeld LC, Lim SS, Andrews KG, Foreman KJ, Haring D, et al. Global  
346 malaria mortality between 1980 and 2010: a systematic analysis. *The Lancet*. 2012;379(9814):413-31.

347 13. Owen BN, Winkel M, Bonnington C, Nuwa A, Achan J, Opigo J, et al. Dynamical malaria  
348 modeling as a tool for bold policy-making. *Nature Medicine*. 2022:1-.

349 14. Runge M, Thawer SG, Molteni F, Chacky F, Mkude S, Mandike R, et al. Sub-national  
350 tailoring of malaria interventions in Mainland Tanzania: simulation of the impact of strata-specific  
351 intervention combinations using modelling. *Malaria Journal*. 2022;21(1):92.

352 15. Smith T, Killeen GF, Maire N, Ross A, Molineaux L, Tediosi F, et al. Mathematical  
353 Modeling of the Impact of Malaria Vaccines on the Clinical Epidemiology and Natural History of  
354 *Plasmodium falciparum* Malaria: Overview. *The American journal of tropical medicine and hygiene*.  
355 2006;75(2 suppl):1-10.

356 16. Chitnis N, Smith T, Steketee R. A mathematical model for the dynamics of malaria in  
357 mosquitoes feeding on a heterogeneous host population. *Journal of Biological Dynamics*.  
358 2008;2(3):259-85.

359 17. Weiss DJ, Lucas TCD, Nguyen M, Nandi AK, Bisanzio D, Battle KE, et al. Mapping the  
360 global prevalence, incidence, and mortality of *Plasmodium falciparum*, 2000–17: a spatial and  
361 temporal modelling study. *The Lancet*. 2019;394(10195):322-31.

362 18. Ossè RA, Tokponnon F, Padonou GG, Sidick A, Aikpon R, Fassinou A, et al. Involvement of  
363 *Anopheles nili* in *Plasmodium falciparum* transmission in North Benin. *Malaria Journal*. 2019;18.

364 19. Briët OJT, Penny MA, Hardy D, Awolola TS, Van Bortel W, Corbel V, et al. Effects of  
365 pyrethroid resistance on the cost effectiveness of a mass distribution of long-lasting insecticidal nets:  
366 a modelling study. *Malaria Journal*. 2013;12:77.

367 20. Bertozzi-Villa A, Bever C, Koenker H, Weiss D, Vargas-Ruiz C, Nandi A, et al. Maps and  
368 Metrics of Insecticide-Treated Net Coverage in Africa: Access, Use, and Nets-Per-Capita, 2000-2020.  
369 2021.

370 21. Demographic and Health Surveys In Benin 2001-2018 [Available from:  
371 [https://dhsprogram.com/methodology/survey-](https://dhsprogram.com/methodology/survey-search.cfm?pgtype=main&SrvyTp=country&ctry_id=52)  
372 [search.cfm?pgtype=main&SrvyTp=country&ctry\\_id=52](https://dhsprogram.com/methodology/survey-search.cfm?pgtype=main&SrvyTp=country&ctry_id=52).



- 373 22. Programme National de Lutte contre le Paludisme du Bénin, Projet d'intensification de la lutte  
374 contre le paludisme Africare, Projet palu alafia CRS Catholic Relief Services, leadd Leadership &  
375 Development. Enquête sur les indicateurs du paludisme au Bénin 2015. unpublished - personal  
376 communication2016.
- 377 23. Ahogni IB, Aikpon RY, Dagnon J-F, Azondekon R, Akinro B, Padonou GG, et al. Chemical  
378 barrier and survivorship: Comparative study of two brands of polyester nets and one brand of  
379 polyethylene nets in different conditions of used in Benin. 2020.
- 380 24. U.S President's Malaria Initiative. Benin Malaria Operational Plans [Available from:  
381 <https://www.pmi.gov/where-we-work/benin/>.
- 382 25. Briët OJT, Impoinvil DE, Chitnis N, Pothin E, Lemoine JF, Frederic J, et al. Models of  
383 effectiveness of interventions against malaria transmitted by Anopheles albimanus. *Malaria Journal*.  
384 2019;18(1):263.
- 385 26. Galactionova K, Tediosi F, de Savigny D, Smith T, Tanner M. Effective Coverage and  
386 Systems Effectiveness for Malaria Case Management in Sub-Saharan African Countries. *PLOS ONE*.  
387 2015;10(5):e0127818.
- 388 27. Ross A, Maire N, Molineaux L, Smith T. An Epidemiologic Model of Severe Morbidity and  
389 Mortality Caused by Plasmodium Falciparum. *The American journal of tropical medicine and*  
390 *hygiene*. 2006;75(2 suppl):63-73.
- 391 28. Chandramohan D, Dicko A, Zongo I, Sagara I, Cairns M, Kuepfer I, et al. Effect of Adding  
392 Azithromycin to Seasonal Malaria Chemoprevention. *New England Journal of Medicine*.  
393 2019;380(23):2197-206.
- 394 29. Institut National de la Statistique et de l'Analyse Économique (INSAE). Quatrième  
395 Recensement Général de la Population et de l'Habitatiob (RGPH4) 2015 [Available from:  
396 <https://instad.bj/statistiques/statistiques-demographiques#population>.
- 397 30. Ozodiegwu ID, Ambrose M, Galatas B, Runge M, Nandi A, Okuneye K, et al. Application of  
398 mathematical modelling to inform national malaria intervention planning in Nigeria. *Malaria Journal*.  
399 2023;22(1):137.
- 400 31. Pitt C, Ndiaye M, Conteh L, Sy O, Hadj Ba E, Cissé B, et al. Large-scale delivery of seasonal  
401 malaria chemoprevention to children under 10 in Senegal: an economic analysis. *Health Policy and*  
402 *Planning*. 2017;32(9):1256-66.
- 403 32. Aikpon R, Affoukou C, Hounpkatin B, Eclou D-D, Cyaka Y, Egwu E, et al. Digitalized mass  
404 distribution campaign of insecticide-treated nets (ITNs) in the particular context of Covid-19  
405 pandemic in Benin: challenges and lessons learned. *Malaria Journal*. 2020;19(1):431.
- 406 33. Ritchie H, Roser M. Age structure 2019 [Available from: [https://ourworldindata.org/age-](https://ourworldindata.org/age-structure)  
407 [structure](https://ourworldindata.org/age-structure).

408

409