

Dental Caries Prevalence and Prevention Behaviour Related Factors among Adolescents in Nigeria: A Systematic Review and Meta-analysis

Adebukunola O. Afolabi^{1,2}, Adebola O. Ehizele^{1,3}, Ukachi Chiwendu Nnawuihe^{1,4}, Francisca O. Nwaokorie^{1,5}, Ucheoma Nwaozuru^{1,6}, Foluso Owotade^{1,7}, Joanne Lusher^{1,8}, George Uchenna Eleje^{1,9,10}, Omolola T. Alade^{1,11}, Folahanmi T. Akinsolu^{1,12}, Oliver C. Ezechi^{1,12,13}, Morenike O. Folayan^{1,14}

1. Oral Health Initiative, Centre for Population Studies, Nigeria Institute of Medical Research, Yaba, Lagos, Nigeria
2. Department of Nursing Science, Faculty of Basic Medical Sciences, College of Health Sciences, Obafemi Awolowo University, Ile-Ife, Nigeria
3. Department of Periodontics, School of Dentistry, College of Medical Sciences, University of Benin, Benin- City, Nigeria
4. Department of Clinical Services, Intercountry Centre for Oral Health for Africa, Jos, Plateau State, Nigeria
5. Department of Medical Laboratory Science, Faculty of Basic Medical Sciences, College of Medicine, University of Lagos. Lagos, Nigeria
6. Department of Implementation Science, Division of Public Health Sciences, Wake Forest University School of Medicine, North Carolina, USA
7. Department of Oral Medicine and Oral Pathology, Faculty of Dentistry, College of Health Sciences, Obafemi Awolowo University, Ile-Ife, Nigeria
8. Provost's Group, Regent's University London, UK.
9. Department of Obstetrics and Gynaecology, Nnamdi Azikiwe University Teaching Hospital Nnewi, Nigeria
10. Effective Care Research Unit, Department of Obstetrics and Gynaecology, Nnamdi Azikiwe University, Awka, Nigeria
11. Department of Preventive and Community Dentistry, Faculty of Dentistry, College of Health Sciences, Obafemi Awolowo University, Ile-Ife, Nigeria
12. Department of Public Health, Faculty of Basic Medical and Health Sciences, Lead City University, Ibadan 110115, Nigeria
13. Centre for Reproduction and Population Health Studies, Department of Clinical Sciences, Nigerian Institute of Medical Research, Lagos Nigeria
14. Department of Child Dental Health, Faculty of Dentistry, College of Health Sciences, Obafemi Awolowo University, Ile-Ife, Nigeria

Corresponding Author:

Adebukunola O. Afolabi

Phone: +2348034548318

Email: bukiefolabi@yahoo.com; afolabiadebukunola@pg-student.oauife.edu.ng

NOTE: This preprint reports new research that has not been certified by peer review and should not be used to guide clinical practice.

Abstract

Background Adolescence is a critical period of life that has implications for oral health and wellbeing, however, the oral health profile of adolescents in Nigeria is undocumented. This systematic review and meta-analysis determined the prevalence of caries and identified the caries prevention behaviours among adolescents in Nigeria.

Methods

In August 2023, a literature search was conducted across PubMed, Google Scholar, Academic Info, Cochrane and Refseek databases to identify studies on dental caries prevalence and caries prevention behaviour among adolescents aged 10 to 19 years in Nigeria. Two reviewers used an independent and double-blind approach to extract data, with discrepancies resolved by a third reviewer. Heterogeneity was assessed using I^2 percentages, and a funnel plot was constructed to assess the potential for publication bias. The meta-analysis employed a random effects model to ascertain the prevalence of dental caries. Subgroup analysis was conducted to explore the variation in caries prevalence by sex. The review process followed the Preferred Reporting Items for Systematic Reviews and Meta-Analyses (PRISMA) framework guidelines while the Joanna Briggs Institute Critical Appraisal Checklist was used to critically appraise the quality and integrity of the included studies. Registration of this systematic review was completed on PROSPERO CRD42024458849.

Results

Sixteen studies met the eligibility criteria. The pooled caries prevalence among adolescents in Nigeria was 23.0% (95% CI: 16, 30) with a pooled prevalence of 16.0% ($p < 0.00001$, 95% CI: 9 - 23) for males, and a pooled prevalence of 22.0% ($p < 0.00001$, 95% CI= 11 - 32) for females. The commonest caries prevention practices reported were daily tooth brushing, use of fluoride containing toothpastes and dental service utilization. Factors associated with caries among adolescents were a history of dental service utilization, poor oral hygiene practices and consumption of refined carbohydrates in-between-meals.

Conclusion

The high prevalence of dental caries among adolescents in Nigeria warrants programmatic attention with an emphasis on improving oral hygiene practices and controlling the consumption of refined carbohydrates in-between-meals. Dental service utilization for caries prevention needs to be encouraged.

Keywords: Adolescents; Caries prevalence; Caries prevention behaviours; Nigeria.

Background

Dental caries is a significant global public health problem and ranks among the most prevalent oral health challenges faced by children and adolescents [1]. The global prevalence of dental caries in the permanent dentition is 34.1% for adolescents aged 12-19 years [2]. Adolescents are particularly vulnerable to dental caries [7-11] resulting from several factors including poor adherence to caries prevention measures such as regular dental check-ups and good oral hygiene practices [12]. Optimal adherence to dental caries preventive measures are hampered by inadequate awareness, social and cultural influences, and limited access to oral healthcare services [13]. In addition, gender issues has been observed to shape oral health behaviours among adolescents with females reporting more positive preventive oral health behaviors and physical appearances in comparison to male adolescents. [14, 15]. The gender difference may be due to societal expectations that place emphasis on personal hygiene and appearance for girls [6, 14]. Conversely, boys may prioritize other physical health concerns over oral hygiene, resulting in a lower uptake of oral preventive behaviours [14].

Despite the critical importance of understanding gender disparities in caries prevention behaviours among adolescents, comprehensive data on this subject are scarce, particularly within the Nigerian context. Although multiple studies had been conducted on oral health among different populations of adolescents in Nigeria. The absence of information on the epidemiological profile of dental caries among adolescents in Nigeria makes policy formulation and programme development to address disparities difficult. Yet, adolescents are a critical demographic with unique oral health needs. This gap could exacerbate inequities in accessing and utilizing oral health services, undermining the effectiveness of evidence-based preventive oral health interventions for adolescents. A comprehensive analysis of the specific gender dynamics related to caries prevention behaviours among Nigerian adolescents might provide insights that can help address gender-specific barriers to promoting preventive oral health behaviours. This systematic review and meta-analysis is an attempt to bridge the gap in knowledge, determined caries prevalence, caries prevention behaviours and related factors among adolescents in Nigeria.

Methods

Protocol and registration

The protocol of this systematic review and meta-analysis was registered a priori with the International Prospective Register of Systematic Reviews (PROSPERO) with CRD42024458849. The study was reported following the Preferred Reporting Item for Systematic Reviews and Meta-analyses (PRISMA) statement and checklist [16]. Each review stage was performed by two authors (reviewers) using a blinded approach while disagreements were resolved through discussion with a third author.

Eligibility criteria

All published studies, including grey literature, conducted in Nigeria between January 2013 and December 2022, and reporting prevalence of dental caries and caries preventive behaviour among adolescents aged 10-19 years, were included. Study designs considered eligible for inclusion were cross-sectional, cohort, and case-control studies. Studies were included if they presented available data for at least one of the primary outcomes. Studies were excluded if they did not provide information on the sample size, had inaccurate or unavailable outcome data, featured duplicate samples and review articles. Studies with overlapping data from other included studies, as well as case reports, case series, editorials or reviews devoid of primary data were also excluded. In addition, where only an abstract was available, and no further data were available by contacting authors, studies were excluded.

Search keywords and strategy

A comprehensive systematic literature search was conducted in five databases: Google Scholar, Academic Info, the Cochrane Library, Refseek, PubMed and Medline using the keywords namely: adolescents; caries prevalence; caries prevention behaviours and Nigeria. The initial search syntax was developed for PubMed and later adapted to fulfill the unique search criteria of the other databases. The reference lists of included studies were hand-searched for any additional papers. Where appropriate, attempts were made to contact authors for further information with a single reminder sent where the initial request unanswered. Searches were done with no language restrictions.

Study Selection

Studies were further screened for eligibility using the PICOTS framework (Population, Intervention, Comparators, Outcomes, Time, Studies). Table 1 highlights the PICOTS framework used for this study [17].

Table 1: Eligibility Criteria using PICOTS (Population, Intervention, Comparisons, Outcomes, Time, Studies) framework

Population	Adolescents age 10-19 resident in Nigeria of all sexes.
Intervention/Exposure	Caries prevention behaviour
Comparators	Individuals who practice caries preventive behaviour or those who practice caries preventive behaviour more frequently than the intervention group.
Outcomes	Prevalence of dental caries
Time	01/01/2013 to 31/12/2022
Studies	Observational studies

Studies were downloaded to the reference management software EndNote 7.8 and subsequently imported in Rayyan software where duplicate studies were removed. Two authors (A.O.A. and A.O.E.) independently assessed the titles and abstracts of studies that met the inclusion criteria after removing duplicates of search outcomes. Studies that did not meet the inclusion criteria and those that copies of the full text of potentially relevant studies were not accessible were excluded. Two review authors (A.O.A. and A.O.E.) independently assessed the eligibility of the retrieved papers and resolved any disagreements by discussion or recourse to a third review author (U.C.N.).

Data Extraction

Two independent reviewers (A.O.A. and A.O.E.) independently extracted information related to author name, year of publication, and the publishing journal. Additionally, specific information related to the study design (cross-sectional, cohort, case controls), location and setting of the study were also extracted. Details about the study participants (sample size, age distribution, sex of participants, and other unique characteristics) were extracted. Information about participants' caries prevention behaviour were also extracted. These details include oral hygiene status, frequency of daily tooth brushing, use of fluoridated toothpaste, frequency of consumption of refined carbohydrate daily and dental service utilization. Data on dental caries prevalence were also extracted while results or study outcomes indicating relationship between

the prevalence of dental caries and the caries prevention behaviour were recorded, discrepancies were resolved by a third reviewer (U.C.H.).

Quality and Risk of Bias Assessment

The Joanna Briggs Institute (JBI) Critical Appraisal Checklist [18] was used to appraise the quality of included studies. Each of the eight items of the JBI checklist has options ‘Yes’, ‘No’, ‘Unclear’, ‘Not applicable’. Options ‘Unclear’ or ‘Not applicable’ was scored ‘0’ point, option ‘No’ was scored 1 point while option ‘Yes’ was scored 2 points. The total scores were summed up to a maximum of 16 points and a minimum of ‘0’ point. Any article with total score range 13 to 16 was categorized as ‘high quality’, total score 9 to 12 was categorized as ‘moderate quality’ while total score of 8 and below was categorized as ‘poor quality’. The quality and risk of bias assessment was done by three authors (A.O.A., M.O.F. and F.O.N) while discrepancies were resolved by one of the authors (U.N).

Primary and Secondary Study Outcomes

The primary outcomes of the review and meta-analysis are the prevalence of dental caries and caries preventive behaviours while the secondary outcomes were factors related to caries prevalence among adolescents in Nigeria.

Statistical Analysis

Data were analyzed using RevMan 5.4.1 (The Nordic Cochrane Center, Copenhagen, Denmark). First, data was pooled data for the prevalence of dental caries, 95% confidence interval (CI) was used as the effect size and the inverse variance method (Generic Inverse Variance) was selected to calculate the pooled effect. In this statistical procedure, the rate difference (RD) and its standard error are equivalent to the effect of a single rate and the standard error. Cochran’s (Q) statistic test and Higgins and Thompson’s (I^2) statistic were used to assess heterogeneity between studies. A p-value less than 0.05 was considered statistically significant for the Q-statistics test, and an I^2 value above 50.0% represented significant heterogeneity. For all other tests, except heterogeneity testing, p-value less than 0.05 were considered statistically significant.

Publication Bias: The risk of publication bias was assessed by comparing the characteristics and results of published and unpublished studies included in the current systematic review using the trim-and-fill method to detect asymmetry or missing data in the meta-analysis. This

is addition to applying quality appraisal and sensitivity analysis to the included studies in order to assess the methodological quality and risk of bias of each the study included in the review.

Sensitivity analysis: The inclusion/exclusion criteria ensure robustness of included articles. Quality assessment of included studies were also undertaken in which studies of lower quality or with a higher risk of bias were excluded. Different statistical models and methods were employed to analyze the data obtained while heterogeneity of reviewed articles were assessed by conducting subgroup analyses to explore potential sources of variability.

Results

Selection of studies

As shown in the PRISMA flowchart outlining the results of the literature searches (Figure 1), 1053 records were retrieved. After removing duplicates, 1044 records remained for eligibility screening based on title and abstract. Of these, 1014 studies were excluded based on title and abstract. After the review of the full-text records for the remaining 30 studies, 16 studies met the study inclusion criteria [19-34].

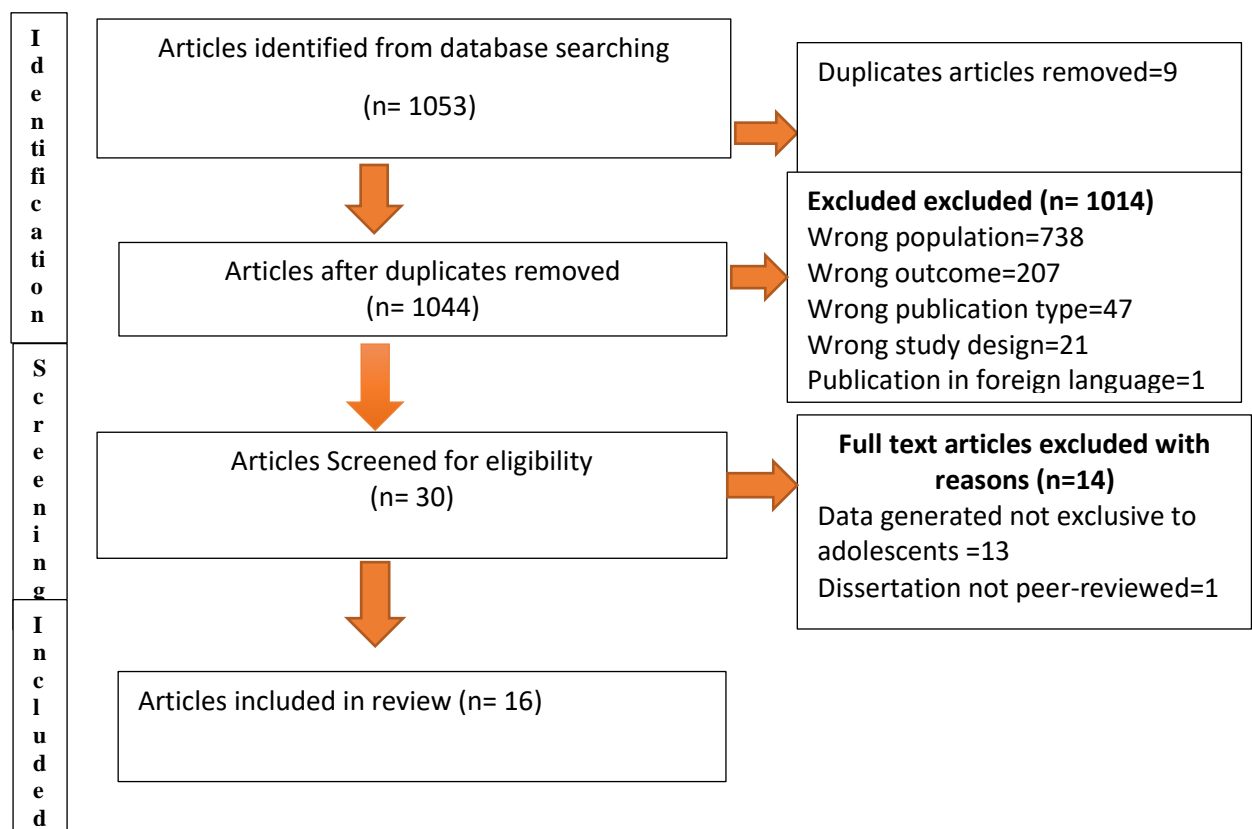


Figure 1: Flow diagram of studies included in the systematic review of caries prevention behavior among adolescents in Nigeria

Table 2 shows the scores on the quality of the studies based on the Joanna Briggs Institute Critical Appraisal Checklist for Prevalence Studies. Nine (56.2%) of the reviewed articles were rated as ‘high quality’ [19,20,22,23,25,26,28,29,32] while seven (43.8%) were of ‘moderate quality’ [21,24,27,30,31,33,34]. None of the studies conducted an adjusted logistic regression analysis to deal with confounding factors.

Table 2: Quality and Risk of Bias Assessment for Reviewed Articles

SN	Author(s) and year of publication	Were the criteria for inclusion in the sample clearly defined?	Were the study subjects and the setting described in details?	Was the exposure measured in a valid and reliable way?	Were objective, standard criteria used for measurement of the condition?	Were confounding factors identified?	Were strategies to deal with confounding factors stated?	Were the outcomes measured in a valid and reliable way?	Was appropriate statistical analysis used?	Overall comment on quality
1.	Ajayi, et al.,2014 [19]	2	2	2	2	0	0	2	2	12 (High quality)
2.	Orji, 2015 [20]	2	2	2	2	0	0	2	2	12 (High quality)
3.	Braimoh et al., 2014 [21]	2	2	2	2	0	0	1	2	11 (Moderate quality)
4.	Chukwumah et al., 2016 [22]	2	2	2	2	0	0	2	2	12 (High quality)
5.	Denloye et al., 2016 [23]	2	2	2	2	0	0	2	2	12 (High quality)
6.	Disa et al., 2019 [24]	2	2	2	2	0	0	1	2	11 (Moderate quality)
7.	Folayan et al., 2021 [25]	2	2	2	2	0	0	2	2	12 (High quality)
8.	Nzomiwu et al., 2022 [26]	2	2	2	2	0	0	2	2	12 (High quality)
9.	Ogunrinde et al., 2016 [27]	2	2	2	2	0	0	1	2	11 (moderate quality)
10.	Olatosi et al., 2020 [28]	2	2	2	2	0	0	2	2	12 (High quality)
11.	Folayan et al., 2022 [29]	2	2	2	2	0	0	2	2	12 (High quality)
12.	Lawal & Oke, 2020 [30]	2	2	2	2	0	0	1	2	11 (moderate quality)
13.	Okoli & Ogbalu, 2021 [31]	2	2	2	2	0	0	1	2	11 (moderate quality)
14.	Ofilli et al., 2020 [32]	2	2	2	2	0	0	2	2	12 (High quality)

15.	Akaji et al., 2021 [33]	2	2	2	2	0	0	1	2	11 (moderate quality)
16.	Okolo et al., 2022 [34]	2	2	2	2	0	0	1	2	11 (moderate quality)

Characteristics of Included Studies

Table 3 shows that all but one of the studies were cross-sectional studies. The exception was a case-control study [24]. The study participants were recruited from primary schools [26], secondary schools [19, 21-23, 27, 28, 30-34], primary and secondary schools [20], hospitals [24] and through household surveys [25, 29].

Out of the 16 studies, eight (50.0%) were conducted in the southwest region: four in Ibadan [19, 23, 27, 30], two in Lagos [26, 28], and two in Ile-Ife [25, 29]. In addition, three (25.0%) of the studies were conducted in the Southsouth region of Nigeria: one in Port Harcourt [21], one in Benin City [22] and one in Calabar [32]. Three (18.8%) studies were conducted in the Southeast region: two in Enugu [31, 33] and one in Ihiala [20]. There was a single study (6.3%) conducted in Kano, Northwest Nigeria [34] and in Damaturu, Northeast Nigeria [24] respectively. The study participants recruited were cohorts of adolescents 10-19-years-old [19, 20, 25, 27-29, 31-33], 12-15-years-old [21-23], 12-19-years-old [24, 26] and 12-18-years-old [30].

Eight (50.0%) of the studies [22, 25, 27, 29, 30, 32, 33, 28] conducted a power calculation to justify the sample size, and eight (50.0%) [19, 20, 21, 24, 23, 26, 31, 34] had no evidence of sample power calculation to justify sample size. The participant population size in each study ranged from 124 to 2097 adolescents. The total number of participants recruited in all the studies reviewed was 11,957: 6,325 males and 5632 females. One of the studies exclusively recruited males [34]. In addition, nine of the studies (56.3%) reported on the response rate of participants [19, 20, 22, 26, 27, 28, 29, 30, 32, 33].

Table 3: Characteristics of Reviewed Articles

SN	Authors Year	Study title	Study objective	Study setting	Study location	Sample size	Response rate (%)	Study design	Age of study participants (Years)
1.	Ajayi, et al.,2014 [19]	Socio-behavioural risk factors of dental caries among selected adolescents in Ibadan, Nigeria	To determine the influence of sociodemographic and behavioural factors on prevalence of dental caries among adolescents	Secondary schools	Ibadan, Southwest Nigeria	914 Male-451 Female-463	84.6	Cross-sectional	10-19 Mean= 14.0± 2SD
2	Orji, 2015 [20]	Prevalence of Dental Caries among Secondary School Children in Ihiala Local Government Area, Anambra State, Nigeria	Determined the prevalence of dental caries among secondary school children	Primary and Secondary schools	Ihiala, Southeast Nigeria	144 Male-64 Female-80	100.0	Cross-sectional	10–19 Mean=NR
3	Braimoh et al., 2014 [21]	Caries Distribution, Prevalence, and Treatment Needs among 12–15-Year-Old Secondary School Students in Port Harcourt, Rivers State, Nigeria	To describe caries distribution, prevalence, and treatment needs among school children in Port Harcourt	Secondary Schools	Port Harcourt, Southsouth Nigeria	195 Male-89 Female-106	NR	Cross-sectional	12–15 Mean=13.0±1 SD
4.	Chukwumah et al., 2016 [22]	Impact of dental caries and its treatment on the quality of life of 12- to 15-year-old adolescents in Benin, Nigeria	To assess the impact of caries and its treatment on quality of life in 12- to 15-yearold children in Benin, Nigeria	Secondary Schools	Benin, Southsouth Nigeria	1790 Male-949 Female-841	83.3	Cross-sectional	12-15 Mean= 14.0 ±1SD
5	Denloye et al., 2016 [23]	Association between dental caries and body mass index in 12-15 year old private school children in Ibadan, Nigeria	To determine dental caries prevalence among a representative sample of 12-15 year old private secondary school students in Nigeria and compare the association of dental caries with body mass index in this sample	Secondary schools	Ibadan, Southwest Nigeria	595 Male -213 Female-382	NR	Cross-sectional	12-15 Mean=NR
6.	Disa et al., 2019 [24]	Predictors of dental caries among adults and adolescents in a dental clinic in north-eastern Nigeria	To determine the predictors of dental caries among adults and adolescents	Hospital-based	Damaturu, Northeast Nigeria	124 Control Case Male-29 30 Female-36 29	NR	Case-control	12-19 Mean=NR
7.	Folayan et al., 2021 [25]	Individual and familial factors associated with caries and gingivitis among adolescents resident in a	To describe the prevalence, and individual and familial risk indicators for dental	Households	Ile-Ife, Southwest Nigeria	1472 Male-846 Female-626	NR	Cross-sectional	10-19 Mean=15.0±3SD

		semi-urban community in South-western Nigeria	caries and gingivitis among 10–19-year-old adolescents						
8	Nzomiwu et al., 2022 [26]	Oral Health Knowledge and Behavior among Public Primary Schoolchildren in Lagos, Nigeria	Evaluated the oral health knowledge and behavior among primary school pupils	Primary schools	Lagos, Southwest Nigeria	434 Male-229 Female-205	96.4	Cross-sectional	12-19 Mean=12±2SD
9	Ogunrinde et al., 2016 [27]	Dental care knowledge and practices among secondary school adolescents in Ibadan North Local Government Areas of Oyo State, Nigeria	Assessed the dental care knowledge, and practice of secondary school adolescents	Secondary schools	Ibadan, Southwest Nigeria	412 Male-249 Female-163	100.0	Cross-sectional	10-19 Mean=15.0±1SD
10	Olatosi et al., 2020 [28]	Disparities in Caries Experience and Socio-Behavioural Risk Indicators Among Private School Children in Lagos, Nigeria	Determined the prevalence and socio-behavioural risk factors for dental caries among children at selected LGAs	Secondary schools	Lagos, Southwest Nigeria	600 Male-307 Female-285	98.7	Cross-sectional	10–19 Mean=NR
11	Folayan et al., 2022 [29]	Sexual health risk indicators and their associations with caries status and gingival health of adolescents resident in sub-urban South-west Nigeria	Investigated sexual risk factors associated with caries	Households	Ile-Ife, Southwest Nigeria	1244 Male-701 Female-543	100.0	Cross-sectional	10-19 Mean=15.0±3SD
12.	Lawal & Oke, 2020 [30]	Clinical and sociodemographic factors associated with oral health knowledge, attitude, and practices of adolescents in Nigeria	Assessed clinical and sociodemographic factors associated with oral health knowledge, attitude, and practices of adolescents	Secondary schools	Ibadan, Southwest Nigeria	2097 Male-1126 Female-971	99.9	Cross-Sectional	12-18 Mean=15.0±1SD
13	Okoli & Ogbalu, 2021 [31]	Prevention of common oral diseases among Senior Secondary School Students in Enugu State, Nigeria	Ascertained the prevention of common oral diseases among selected Senior Secondary School students	Secondary schools	Enugu, Southeast Nigeria	900 Male-286 Female-614	NR	Cross-sectional	10-19 Mean=NR
14	Ofilli et al., 2020 [32]	Oral hygiene practices and utilization of oral healthcare services among in-school adolescents in Calabar, Cross River State, Nigeria	Determined the oral hygiene practices, awareness and utilization of oral healthcare services among in-school adolescents	Secondary schools	Calabar, Southsouth Nigeria	335 Male-189 Female-146	95.7	Cross-sectional	10-19 Mean=13.0±2SD

15	Akaji et al., 2021 [33]	Assessing dental caries and related factors in 12-year-old Nigerian school children: report from a Southeastern state	Assess dental caries and related factors using the Decayed Missing and Filled Teeth (DMFT), Significant Caries Index (SiC), Restorative and Met Need Indices in 12-year-old school children in a Southeastern state of Nigeria	Secondary schools	Enugu, Southeast Nigeria	360 Male-226 Female-134	100.0	Cross-sectional	10-19 Mean=NR
15	Okolo et al., 2022 [34]	Dental Caries Prevalence, Severity, and Pattern Among Male Adolescents in Kano, Nigeria	Determined the prevalence, pattern, and severity of caries among 10-12-year-old adolescents	Secondary schools	Kano, Northwest Nigeria	341 Male-341	NR	Cross-sectional	10-19 Mean=NR

NR= Not Reported

Prevalence of Caries among Adolescents

Table 4 shows that the prevalence of caries ranged between 3.4% [25] and 54.4% [33]. Ten (62.5%) studies reported prevalence of caries among the adolescents [19-23, 25, 28, 30, 33, 34], four (25.0%) reported gender variations in caries prevalence among the adolescents [19-21, 23], while six (37.5%) neither reported prevalence of caries nor the gender variations among the adolescents [24, 26, 27, 29, 31, 32].

Caries Prevention Behaviours Associated with Caries

Table 4 also shows that 13 studies reported caries prevention practices among the adolescents [19-21, 24-33]. Overall, more than 90% of adolescents use toothbrush and toothpaste for tooth cleaning with the highest proportion of 98.8% reported in Calabar, Southsouth Nigeria [32]. Other devices used for tooth cleaning include chewing stick [19, 20, 24, 26, 27, 31, 32], cotton wool [19, 26], dental floss [25], mouth wash [26, 31], soap [32] and other materials [26, 27, 31].

Twelve studies reported on the the frequency of tooth cleaning [19, 20, 24-33]. The proportion of adolescents that brush twice daily or more range from 1.1% [33] to 89.6% [27]. The majority of participants clean their mouth twice daily or more in Damaturu [24], Lagos [26], Ibadan [27], and Calabar [32]. The majority of participants clean their mouth once daily in Ibadan [19], Ihiala [20], Enugu [31, 33], Ile-Ife [25], Lagos [28], and Ibadan [30]. In addition, 36.1% brush at night [31].

The use of fluoridated toothpastes was reported by seven studies [19, 24, 25, 29-32]. More than 90% of respondents used fluoridated toothpastes [25, 29-32] except for the single study in Northern Nigeria where the proportion of respondents who used fluoridated toothpaste was 81.5% [24].

The consumption of refined carbohydrate was reported in seven studies [19, 20, 24, 26, 27, 31, 32]. Overall, the proportion of respondents who consumed refined carbohydrate was more than 60% except for the single report from Northern Nigeria where 23.4% of respondents reported consumption of refined carbohydrate [24]. In addition, 73.6% - 97.9% consume refined carbohydrate in the form of snacks [19, 20] and 72.2% - 100% consume this in the form of sweetened drinks [19, 20, 28]. Up to 62% -95.4% of respondents consume refined carbohydrate in-between-meals [19, 29].

Eleven studies reported on the use of dental services [19-21, 24-32]. The proportion of respondents who use the dental service ranged from 1.1% in the last 12 months [25, 29] to 59.7% of ever used [24].

Table 4: Caries Prevention Behaviours among Adolescents

SN	Authors	Prevalence of Dental Caries			Caries Prevention Behaviour						
		Total	Male	Female	Other devices	Toothbrush and paste	Tooth cleaning frequency	Use of fluoridated toothpaste	Use of chewing stick	Sugar consumption in drinks/ snacks	Dental service utilization
1.	Ajayi, et al.,201 [19]	10.6%	10.4%	10.8%	Cotton wool and toothpaste: 0.7%	92.3%	Once daily: 50.2% Twice daily: 44.7% Once in 2 days: 2.4% Weekly: 0.7% No response: 2.0%	-	8.0%	Sweet drinks: 100% Sugary snacks: In between meals: 95.4% With meals: 2.5%	25.8%
2	Orji, 2015 [20]	45.8%	34.4%	55.0%	-	93.1%	Once daily: 69.4% Twice daily: 22.2% Occasionally: 8.3%	-	6.9%	Sugary snacks: 73.6% Sweet drink: 72.2%	33.3%
3	Braimoh et al., 2014 [21]	15.4%	7.2%	8.2%	-	-	-	-	-	-	6.3%
4	Chukwumah et al., 2016 [22]	21.9%	6.9%	15.0%	-	-	-	-	-	-	-
5	Denloye et al., 2016 [23]	16.0%	16.0%	16.2%	-	-	-	-	-	-	-
6	Disa et al., 2019 [24]	-	-	-	Other materials:3.2%	81.5%	<twice daily: 34.7% Twice daily: 65.3%	-	15.3%	23.4%	Ever: 59.7%
7	Folayan et al., 2021 [25]	3.4%	-	-	Dental floss Daily: 16.1% ≥ Not daily:83.9%	-	≤ once daily: 91.3% ≥ twice daily: 8.7%	Always: 91.7% Not always:8.3%	-	Frequent: 63.9% Not frequent: 36.1%	In last 12 months: 1.1%
8	Nzomiwu et al., 2022 [26]	-	-	-	Mouth wash: 4.4% Cotton wool: 1.6%	92.2%	Once daily: 36.6% ≥twice daily: 63.4%	-	1.8%	-	Ever: 24.9%
9	Ogunrinde et al., 2016 [27]	-	-	-	Toothbrush and chewing stick: 3.6% Other material:1.4%	93.0%	Once daily: 7.8% Twice daily: 89.6%	-	1.9%	-	31.6%
10	Olatosi et al., 2020 [28]	16.0%	-	-	-	-	Not every day:9.6% Once a day: 47.3% ≥twice daily: 35.8% No response: 7.3%	-	-	Sugar snacks: 94.1% Sugar drinks: 89.7%	Ever: 54.2%

11	Folayan et al., 2022 [29]	-	-	-	-	-	Twice daily: 8.8%	91.2%	-	Between meals: 62.0%	In last 12 months: 1.1%
12	Lawal & Oke, 2020 [30]	4.7%	-	-	-	-	-	90.2%	-	-	3.8%
13	Okoli & Ogbalu, 2021 [31]	-	-	-	Tooth powder: 49.3% Mouthwash: 21.0%	95.7%	Every morning: 98.9% Every night: 36.1%	95.7	55.9%	87.8%	17.6%
14	Ofilli et al., 2020 [32]	-	-	-	Soap & brush: 0.3%	98.8%	Once daily: 17.0% ≥twice daily: 82.1%	98.8%	0.3%	-	40.6%
15	Akaji et al., 2021 [33]	54.4	-54.9%	-53.7%	-	-	Once daily: 90.0% ≥twice daily: 1.16%	-	-	96.4%	-
16	Okolo et al., 2022 [34]	22.9%	-	-	-	-	-	-	-	-	-

Factors Associated with Prevalence of Caries and Caries Preventive Behaviours

Seven studies did not report on caries preventive behaviour [20-23, 27, 31, 34]. Of the nine studies on the association between the prevalence of caries and caries preventive behaviour, four showed an association as highlighted in Table 5. The caries preventive behaviours associated with caries prevalence were history of dental service utilization [19], oral hygiene practices [24, 28, 30] and consumption of refined carbohydrates between meals [29]. Three studies showed associations between a history of dental service utilization and the use of caries preventive behaviours [26, 30, 32].

Table 5: Factors Associated with Caries Prevalence and Caries Preventive Behaviour among Adolescents in Nigeria

Variables identified	Studies
Factors associated with caries prevalence	
History of dental service utilization	[19]
Frequency of tooth cleaning	[24, 28]
Consumption of refined carbohydrates in-between meals	[29]
Factor associated with caries preventive behaviour	
History of dental service utilization	[26, 30, 32]

Pooled prevalence of dental caries among adolescents in Nigeria

In addition, Figure 2 shows that the pooled prevalence of dental caries among adolescents in Nigeria was estimated as 23.0% (95% CI: 16, 30) based on a random-effects model-based meta-analysis conducted on all data points. In addition, the heterogeneity index of $I^2 = 99\%$ ($P < 0.0001$), confirmed substantial heterogeneity among the included studies.

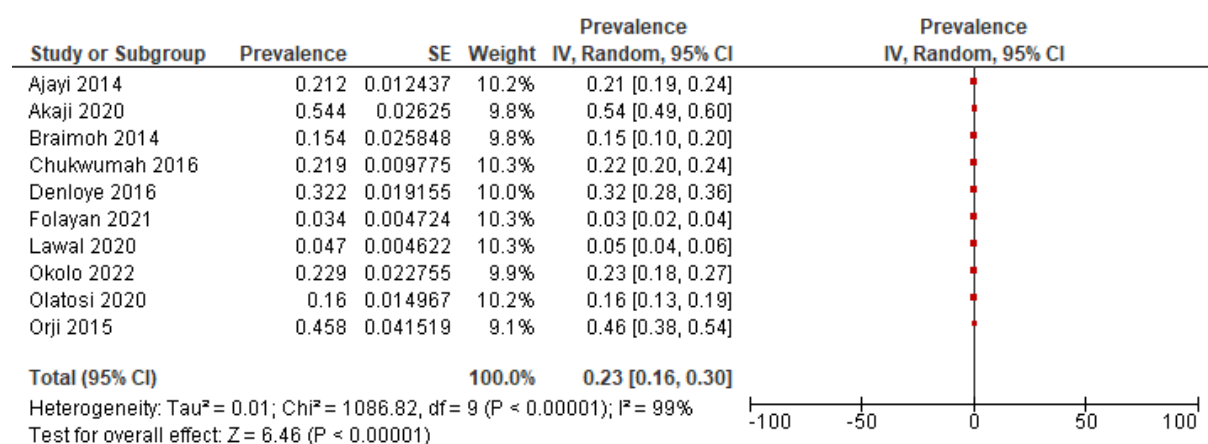


Figure 2: Prevalence of Dental Caries among adolescents in Nigeria

Male participants however had a pooled prevalence of 16.0% (95% CI: 9 - 23) (Figure 3), while female participants had a pooled prevalence of 22.0% (95% CI: 11 - 32) (Figure 4).

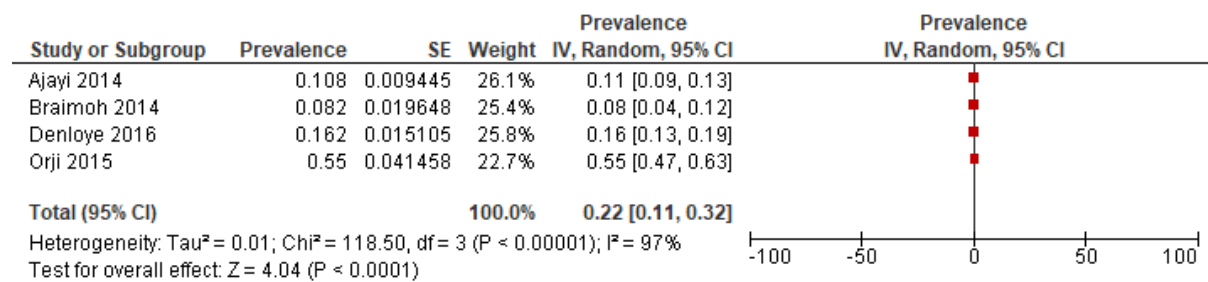


Figure 3: Prevalence of Dental Caries among Male Adolescents in Nigeria

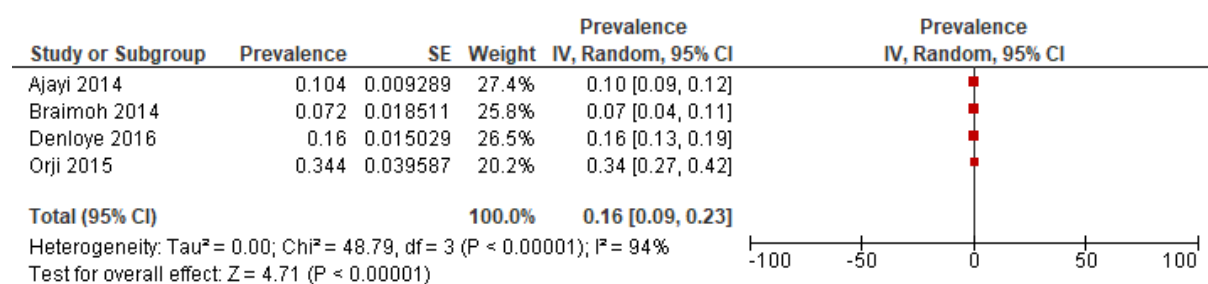


Figure 4: Prevalence of Dental Caries among Female Adolescents in Nigeria

Sensitivity Analysis: Impact of Study Quality

Table 2 shows the prevalence estimates and heterogeneity in studies categorized as having high and medium quality. Figure 5 shows the pooled prevalence was found to be 0.23 (95% CI [0.13, 0.34]) for high quality studies while Figure 6 shows that the pooled prevalence was 0.24 (95% CI [0.03, 0.45]) for medium quality. These pooled prevalences were minimally different from the pooled prevalence for all studies was 0.23 (95% CI [0.16, 0.30]) as shown in Figure 2.

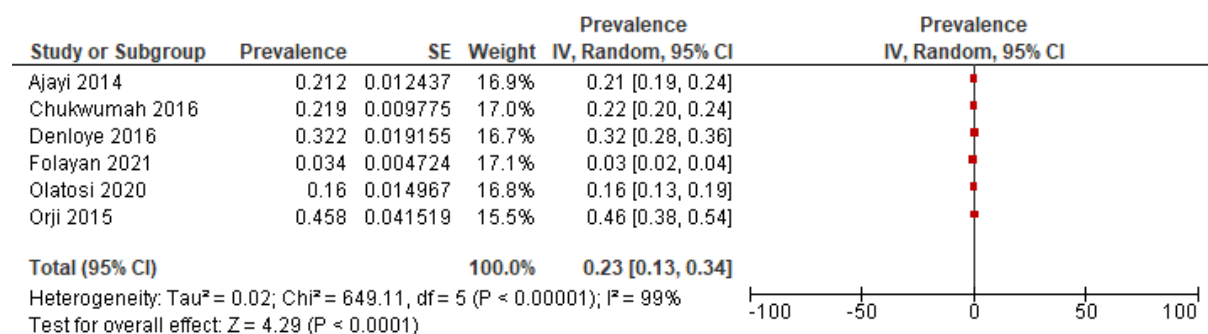


Figure 5: Forest Plot of pooled prevalence of Dental Caries among adolescents in Nigeria using High Quality Assessed Studies

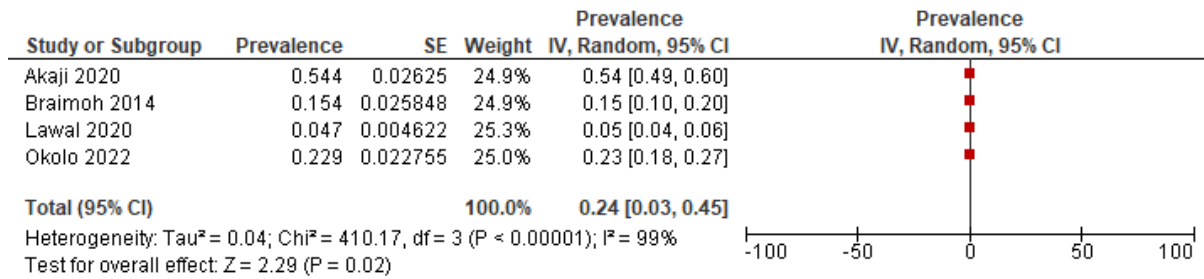


Figure 6: Forest Plot of pooled prevalence of Dental Caries among adolescents in Nigeria using Medium Quality Assessed Studies

Publication Bias

Figure 7 shows the symmetric distribution of studies on the funnel plot. This suggests that there is no apparent asymmetry indicative of publication bias. The range of prevalence estimates, along with their corresponding precision measures, is consistent with the expected variability in a well-conducted systematic review.

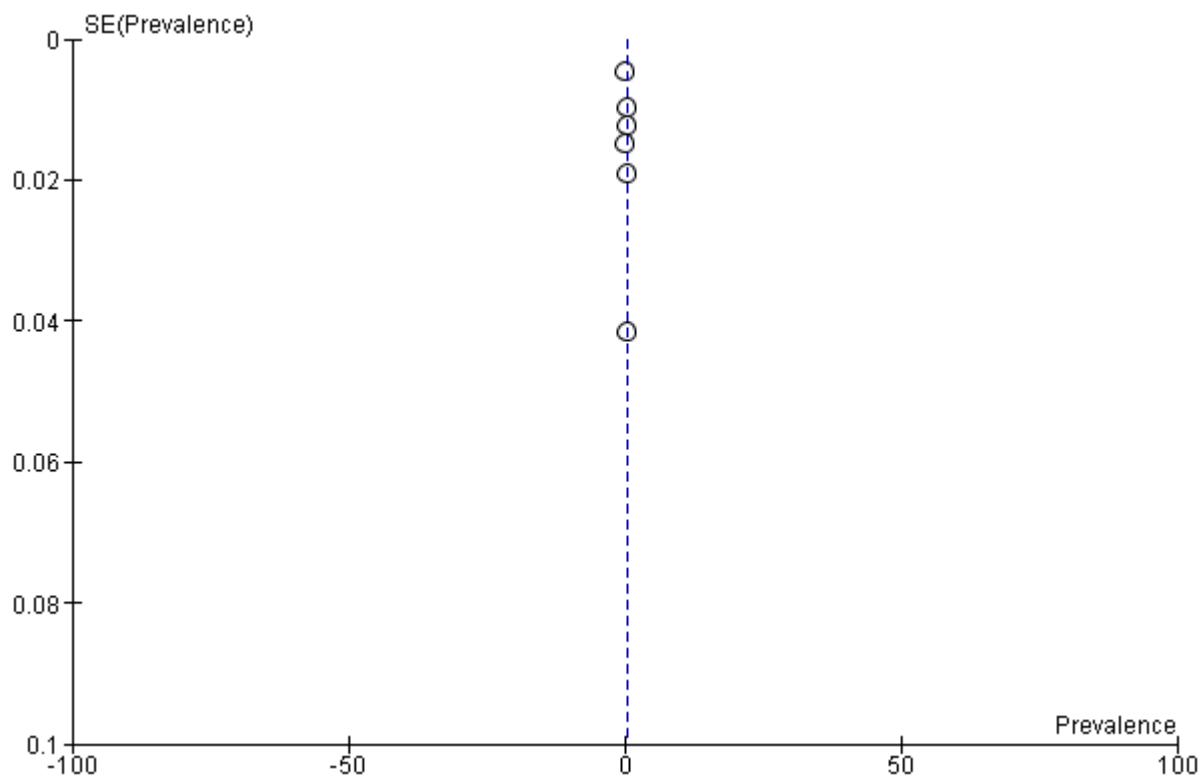


Figure 7: A bias assessment funnel plot of all included studies reporting Dental Caries among adolescents in Nigeria

Discussion

This systematic review determined the prevalence of dental caries among adolescents in Nigeria, and caries prevention behaviours. The findings suggests that one in four adolescents had dental caries, with a higher risk among females. In addition, studies determining the prevalence of caries among adolescents in Nigeria were mainly conducted in secondary schools, in Southwest Nigeria with sparse information from Northern Nigeria. The study methodology was also a huge concern as half the study had no sample size calculation despite being cross-sectional in design, and none of the studies adjusted for confounders. Although the study had high heterogeneity, and nearly half the study lacked sample power calculation, the findings of the systematic bias analysis suggest that the overall prevalence estimate is robust and not substantially influenced by the exclusion of studies based on their quality assessments. In addition, the symmetric nature of the funnel plot indicates there is no significant publication bias in the meta-analysis. The key prevention behaviours include tooth brushing frequency, dental service history, fluoride toothpaste use, chewing stick, and dental floss. Factors associated with caries include dental service history, tooth brushing frequency, between-meals and consumption of refined carbohydrates.

This first systematic review on adolescent caries in Nigeria was directed by reporting guidelines thereby enhancing the credibility and it sources for peer reviewed articles in five databases and it used the PICOTS framework thereby enhancing inclusivity. Blinded review, the use of RevMan and consideration of heterogeneity, publication bias and sensitivity added rigor and robustness to the study methods. An additional strength of this review was the adherence to a registered protocol developed a priori and the use of a thorough search strategy. Authors were also contacted for additional data where appropriate. Despite these strengths, the study had a few limitations. These include the restricted literature review timeframe (2013-2022); and the potential bias hospital-based data introduced to the study. Despite limitations, the study yielded important findings.

A primary concern lies in the significant heterogeneity in this study. Although the heterogeneity for the meta-analyses were high and statistically significant, the sensitivity analysis and publication bias analysis suggests the observed heterogeneity were not due to methodological diversity or differences in outcome assessments thereby eliminating methodological differences in the pooled studies. The cause of the heterogeneity could,

however, not be ascertain in the sensitivity analysis conducted. We, however, recognize concerns with the study design as none of the studies conducted an adjusted regression analysis. This suggests inadequacy in methodological guidance for dental caries research in Nigeria, or shortcomings during the peer review process.

The pooled prevalence of dental caries is high among Nigerian adolescents, especially in females. While this prevalence is lower than the global average of 34.1% for 12-19 year-olds [2], the 66.0% among adolescents in Uganda [35], 65.2% in Eritrea, 57.8% in Sudan and 30.7% in Tanzania [36], this remains a concern. The high caries prevalence indicates broader public health issues such as possible challenges with access to dental care, oral health education, and effectiveness preventive programmes. Comprehensive strategies that include oral health education campaigns in schools, communities, and healthcare facilities that serve adolescents, are needed. Emphasis should be on promoting oral hygiene practices, including regular tooth brushing, and addressing dietary habits, particularly sugary foods and beverages, as highlighted in this study.

An effective measure involves integrating oral health into the existing community health response program. Nigeria has made substantial investments in community health workers for health education and prevention promotion [37]. Advocacy efforts are crucial to incorporate oral health education into these initiatives, emphasizing the importance of twice daily tooth brushing for optimal oral hygiene [38]. This approach aims to reduce the consumption of refined carbohydrates between meals and encourage timely utilization of dental services for preventive care. Currently, dental services are mainly sought for curative purposes, and adolescents lack awareness of preventive care benefits [39-41]. Barriers to healthcare service utilization in Nigeria include poor accessibility, cost, and a cultural reluctance towards preventive care [42]. A comprehensive, multifaceted response is essential to curb caries prevalence in a country where the oral health system is weak and unresponsive to preventive care.

The current study reveals that a significant proportion of adolescents brush their teeth only once a day, whereas evidence suggests that twice daily tooth brushing with fluoridated toothpaste is essential for optimal caries control [43]. Although there is a high proportion of adolescents using fluoridated toothpaste in the study, there is a potential risk of an increase in

the use of less expensive non-fluoridated toothpaste. This risk is influenced by public campaigns against fluoride use [44] and the lower costs of non-fluoridated toothpaste [45].

Considering the rising poverty levels in Nigeria [46], there is a possibility that the public may opt for non-fluoridated toothpaste, posing a risk of increased caries prevalence, particularly among those who brush their teeth once daily. In response, the dental community should launch strategic campaigns to promote and encourage twice daily tooth brushing with fluoridated toothpaste. This proactive approach aims to mitigate the potential impact of the economic downturn on oral health.

Furthermore, the results of the current study suggest that the use of dental services by adolescents is poor. Currently, dental services are mainly sought for curative purposes, and adolescents lack awareness of preventive care benefits [47]. Barriers to healthcare service utilization in Nigeria include poor accessibility, cost, and a cultural reluctance towards preventive care [32, 48, 49]. A comprehensive, multifaceted response is essential to curb caries prevalence in a country like Nigeria where the oral health system is weak, poorly driving preventive care, and individual oral health behaviours of adolescents predisposes to high risk for caries.

Another area of concern is the data source utilized for caries prevalence studies in Nigeria, predominantly conducted in secondary schools. However, it is noteworthy that only 40% of eligible secondary school-age children are enrolled in school [49]. Moreover, adolescents aged 10 to 19 years exhibit diversity, spanning primary, secondary, and tertiary educational settings, with a considerable number already employed [50]. Furthermore, 44.0% of adolescent females are married, and 6.48% are mothers [51-53]. This local variability in the demographic profile of adolescents requires specific oral health interventions to address distinct needs. In addition, the social profile of female adolescents – early marriages [52-54] and a high rate of school dropouts [54] may present unique challenges affecting their oral health care and increasing susceptibility to caries. Consequently, the study underscores the importance of designing epidemiological studies that consider the local context. Such studies should explore effect of culture and context-based gender dynamics and the high prevalence of caries among females observed in this study, with the aim of designing gender-sensitive community-based oral health

intervention programs for adolescents. This will help with the development of policies and programs tailored to the specific needs of the population.

In addition, for a country like Nigeria, population-based studies would be more appropriate for determining dental caries prevalence. Notably, only two out of the 16 studies included in this analysis were population-based. Furthermore, there was no implementation research exploring effective intervention models to respond to the oral health needs of adolescents; and caries prevalence data was concentrated in Southwest Nigeria. We also observed that data availability was biased towards regions in Nigeria hosting dental schools, with the data skewed to urban areas. These indicate the need for more comprehensive data on caries management for adolescents in Nigeria. Integrating oral health data into existing health surveillance systems, like the Demographic Health Survey [49], can provide a more inclusive assessment of caries profiles nationwide. Although the country has a national oral health policy [50], this is yet to translate to a dedicated national oral health program. Establishing and implementing a national oral health program can promote interventions aimed at improving the oral health of adolescents.

This pioneering study, on the caries profile among adolescents in Nigeria emphasizes an immediate requirement for a comprehensive public health strategy that addresses the high caries prevalence. Despite lower caries prevalence than the global average, there are concerns about the caries preventive behaviour that are suggestive of rising prevalence of dental caries in the absence of active interventions to eliminate the caries risk factors among adolescents. Although there is limited specific oral health data and programs for adolescents in Nigeria, prompt actions are needed towards limiting the potential negative impact which poor caries management may have on the mental, sexual, and reproductive health of adolescents. Multidimensional approaches are also crucial for culturally sensitive interventions and building responsive healthcare systems to manage dental caries among Nigerian adolescents.

Conclusion

This systematic review and meta-analysis brings to light the high prevalence of dental caries that exist among Nigerian adolescents. It also emphasizes gender differences apparent in this area and the key preventive behaviours, like tooth brushing frequency. The study raises the issue of a need for a prompt and multidimensional public health response to this. High

heterogeneity is a cautionary note about the variability and diversity within the study data and suggests a need for careful interpretation and consideration of the potential influencing factors.

Acknowledgement

Authors hereby acknowledge the Oral Health Initiative of the Nigeria Medical Research (NIMR) for providing grant for this study grant (Grant Number: OHI/COH2023/004).

Conflict of Interest

Authors declare no conflict of interest in the course of this systemic review and meta-analysis

References

1. World Health Organization. Sugars and dental caries. 2017.
Available from: <https://www.who.int/news-room/fact-sheets/detail/sugars-and-dental-caries>.
2. Kassebaum NJ, Smith AGC, Bernabe E, Fleming TD, Reynolds AE, Vos T, et al. Global, Regional, and National Prevalence, Incidence, and Disability-Adjusted Life Years for Oral Conditions for 195 Countries, 1990-2015: A Systematic Analysis for the Global Burden of Diseases, Injuries, and Risk Factors. *J. Dent. Res.* 2017; 96(4): 380–387.
3. Wu SC, Ma XX, Zhang ZY, Lo ECM, Wang X, Tai BJ et al. Ethnic Disparities in Dental Caries among Adolescents in China. *J. Dent. Res.* 2021; 100(5): 496-506.
4. Dye BA, Mitnik GL, Iafolla TJ, Vargas CM. Trends in dental caries in children and adolescents according to poverty status in the United States from 1999 through 2004 and from 2011 through 2014. *J Am Dent Assoc.* 2017; 148(8): 550–565.e7.
5. Iyun OI, Denloye OO, Bankole OO, Popoola BO. Prevalence and pattern of early childhood caries in Ibadan, Nigeria. *Afr J Med Med Sci.* 2014; 43(3): 239-244.
6. Oyedele TA, Adeyemo YI, Ladeji AM, Adetayo AM., Nzomiwu CL. Comparison of dental caries and oral hygiene status of children in suburban with those in rural population of southwestern Nigeria. *Pesqui Bras Odontopediatria Clin Integr.* 2021.21:eo155. Available from: <https://doi.org/10.1590/pboci.2021.037>.
7. Shaffer JR, Leslie EJ., Feingold E, Govil M, McNeil DW, Crout RJ. Caries Experience Differs between Females and Males Across Age Groups in Northern Appalachia, *Int. J. Dent.* 2015, 8. Available from: <https://doi.org/10.1155/2015/938213>.
8. Uguru N, Onwujekwe O, Uguru C, Ogu U, Okwuosa C, Okeke C. Oral health-seeking behavior among different population groups in Enugu Nigeria. *PloS one*

- 2021, 16(2), e0246164. Available from: <https://doi.org/10.1371/journal.pone.0246164>.
9. Folayan O, Chukwumah NM., Onyejaka N, Adeniyi AA, Olatosi OO.
Appraisal of the national response to the caries epidemic in children in Nigeria.
BMC Oral Health. 2014; 14: 76. Available from: <https://doi.org/10.1186/1472-6831-14-76>.
 10. Manton DJ. Child dental caries: a global problem of inequality.
EClinicalMedicine. 2018;1: 3-4
 11. World Health Organization. Oral health fact sheet. 2022. Available from:
<https://www.who.int/news-room/fact-sheets/detail/oral-health>
 12. Marinho VC, Worthington HV, Walsh T, Clarkson JE. Fluoride varnishes for preventing dental caries in children and adolescents. Cochrane Database Syst Rev. 2013; 2013(7): CD002279. doi: 10.1002/14651858.
 13. Mascarenhas AK, Burt BA, Sohn W. Is there a relationship between asthma and dental caries? A critical review of the literature. J Am Dent Assoc. 2015; 146(7): 615-625.
 14. Bernabe E, Delgado-Angulo EK, Murakami T, Peres MA. Gender differences in the association between oral health behavior and the incidence of dental caries in adolescents: A prospective cohort study. Int. J. Behav. Med. 2013;20(2): 214-222.
 15. Orenuga OO, Ogunbodede EO, Aderinokun GA. Dental caries status and treatment needs of adolescents in Ibadan, Nigeria. Tropical Dent J. 2018;41(162): 17-22
 16. Page MJ, McKenzie JE, Bossuyt PM, Boutron I, Hoffmann TC, Mulrow CD et al. The PRISMA 2020 statement: An updated guideline for reporting systematic reviews. Int J Surg. 2021; 88:105906.
 17. Brown D. A review of the PubMed PICO tool: using evidence-based practice in health education. J Health promotion practice 2020). 21(4):496-498
 18. The Joanna Briggs Institute Critical Appraisal tools for use in JBI Systematic Reviews Checklist for Analytical Cross Sectional Studies. Joanna Briggs Institute. 2017
Available form: <http://joannabriggs.org/research/critical-appraisal-tools.html>
 19. Ajayi DM, Abiodun-Solanke IF. Sociobehavioural risk factors of dental caries among selected adolescents in Ibadan, Nigeria. Pediatr. Dent. J. 2014. Available From: <http://dx.doi.org/10.1016/j.pdj.2014.01.001>
 20. Orji NM. Prevalence of Dental Caries among Secondary School Children in Ihiala Local Government Area, Anambra State, Nigeria. Int. J. Innov. Stud. 2015;2(3): 2349-5219
 21. Braimoh OB, Umanah AU, Ilochonwu NA. Caries Distribution, Prevalence, and Treatment Needs among 12–15-Year-Old Secondary School Students in Port Harcourt, Rivers State,

- Nigeria. *Journal of Dental Surgery*. 2014. Available from: <http://dx.doi.org/10.1155/2014/483760>
22. Chukwumah NM, Folayan MO, Oziegbe EO, Umweni AA. Impact of dental caries and its treatment on the quality of life of 12- to 15-year-old adolescents in Benin, Nigeria. *Int J Paediatr Dent*. 2016;26(1): 66-76.
23. Denloye O, Popoola B, Ifesanya J. Association between dental caries and body mass index in 12-15 year old private school children in Ibadan, Nigeria, *Pediatric Dental Journal* 2016 26(1): 28-33. <http://dx.doi.org/10.1016/j.pdj.2015.12.001>
24. Disa HA, Balami AB, Mala AK, Fusami MA, Gimba UM. Predictors of dental caries among adults and adolescents in a dental clinic in north-eastern Nigeria. *International Journal of Public Health and Clinical Sciences*. 2019;6(5): 123-130
25. Folayan MO, Tantawi ME, Chukwumah NM, Alade M, Oginni O. Individual and familial factors associated with caries and gingivitis among adolescents resident in a semi-urban community in South-Western Nigeria. *BMC Oral Health*. 2021;21: 166. Available from: <https://doi.org/10.1186/s12903-021-01527-x>
26. Nzomiwu CL, Ayedun OS, Orenuga OO. Oral health knowledge and behavior Among public primary schoolchildren in Lagos, Nigeria. *Niger J Med*. 2022;31: 383-389
27. Ogunrinde TJ, Oyewole OE, Dosumu OO. Dental care knowledge and practices among secondary school adolescents in Ibadan North Local Government Areas of Oyo State, Nigeria. *Eur J Gen Dent*. 2015;4: 68-73.
28. Olatosi OO, Oyapero A, Onyejaka, NK. Disparities in caries experience and socio-behavioural risk indicators among private school children in Lagos, Nigeria. *Pesqui Bras Odontopediatria Clín Integr*. 2020; 20:e0023. Available from: <https://doi.org/10.1590/pboci.2020.102>
29. Folayan MO, Tantawi MI, Yassin R, Arowolo O, Sam-Agudu NA. Sexual health risk indicators and their associations with caries status and gingival health of adolescents resident in sub-urban South-West Nigeria. *AAS Open Research*.2022, 5:7. Available from: <https://doi.org/10.12688/aasopenres.13301.1>
30. Lawal FB, Oke GA. Clinical and sociodemographic factors associated with oral health knowledge, attitude, and practices of adolescents in Nigeria. *SAGE Open Medicine*.2020;8: 1-8.

31. Okoli SC, Ogbalu IA. Prevention of common oral diseases among Senior Secondary School Students in Enugu State, Nigeria. *Orapuh Journal*. 2021;2(3); e827. Available from: <https://dx.doi.org/10.4314/orapj.v2i3.9>
32. Ofili DC, Esu EB, Ejemot-Nwadiaro RI. Oral hygiene practices and utilization of oral healthcare services among in-school adolescents in Calabar, Cross River State, Nigeria. *Pan Afr Med J*. 2020; 36: 300. 10.11604/pamj.2020.36.300.25102
33. Akaji EA, Ikechebelu QU, Osadolor OO. Assessing dental caries and related Factors in 12-year-old Nigerian school children: report from a Southeastern state. *Eur J Gen Dent*.2021. 9: 11-16
34. Okolo CC, Oredugba FA, Denloye OO, Adeyemo YI. Dental caries prevalence, severity and pattern among male adolescents in Kano, Nigeria. *J West Afr Coll Surg*.2022;12:88-93
35. Ndagire B, Kutesa A, Ssenyonga R, Kiiza HM, Nakanjako D, Rwenyonyi CM. Prevalence, Severity and Factors Associated with Dental Caries Among School Adolescents in Uganda: A Cross-Sectional Study. *Braz Dent J*. 2020;31(2): 171-178.
36. Teshome A, Muche A, Girma B. Prevalence of Dental Caries and Associated Factors in East Africa, 2000-2020: Systematic Review and Meta-Analysis. *Front Public Health*. 2021;9: 645091. doi: 10.3389/fpubh.2021.645091.
37. Abubakar I, DalGLISH SL, Angell B, Sanuade O, Abimbola S, Adamu AL et al. The Lancet Nigeria Commission: investing in health and the future of the nation. *Lancet*. 2022;399(10330): 1155-1200.
38. Folayan, MO, Adeniyi, AA., Chukwumah, NM. Onyejaka, N, Esan, AO, Sofola, OO et al. Programme guidelines for promoting good oral health for children in Nigeria: a position paper. *BMC Oral Health*. 2014;14: 128. Available from: <https://doi.org/10.1186/1472-6831-14-128>.
39. Sofola OO. Implications of low oral health awareness in Nigeria. *Niger Med J* 2010; 15 (3): 131-133.
40. Folayan MO, Ozeigbe E, Oyedele T, Ola D. Factors limiting dental service utilization by pupils in Ile-Ife, Nigeria. *Niger J Health Sci*. 2013; 13(2): 18-23.
41. Nwokoro UU, Ugwa OM, Ekenna AC, Obi IF, Onwuliri CD, Agunwa C. Determinants of primary healthcare services utilisation in an under-resourced rural community in Enugu State, Nigeria: a cross-sectional study. *Pan Afr Med J*. 2022;42: 209. doi:10.11604/pamj.2022.42.209.33317.

42. Adeniyi AA, Oyapero A. Predisposing, enabling and need factors influencing dental service utilization among a sample of adult Nigerians. *Popul Med* 2020;2: 44. Available from: <https://doi.org/10.18332/popmed/128504>.
43. World Health Organization. Inadequate or excess fluoride: A major public health concern. Preventing disease through healthy environments. 2019. Available from: <https://www.who.int/publications/i/item/WHO-CED-PHE-EPE-19.4.5>
44. King, A. Bad science: To fluoridate or not to fluoridate: the saga continues. *Br Dent J*. 2018;224: 209–210.
45. Umesi DC. Availability of non- and low- fluoride paediatric toothpastes in Nigeria: a need for indigenous affordable formulations. *Nig Dent J*. 2013;21(1): 22-29
46. National Bureau of Statistics. Multidimensional Poverty Index survey. 2022. Available from: <https://nigerianstat.gov.ng/news/78>
47. Folayan MO, Ozeigbe E, Oyedele T, Ola D. Factors limiting dental service utilization by pupils in Ile-Ife, Nigeria. *Nigeria Journal of Health Sciences*. 2013;13(2): 18-23.
48. Nwokoro UU, Ugwa OM, Ekenna AC, Obi IF, Onwuliri CD, Agunwa C. Determinants of primary healthcare services utilisation in an under-resourced rural community in Enugu State, Nigeria: a cross-sectional study. *Pan Afr Med J*. 2022; 42: 209 .doi:10.11604/pamj.2022.42.209.33317.
- 49 United Nations Educational, Scientific and Cultural Organization (UNESCO) Institute for Statistics. Leaving no one behind: How far on the way to universal primary and secondary education? 2016. Available from: <https://uis.unesco.org/sites/default/files/documents/fs37-leaving-no-one-behind-how-far-on-the-way-to-universal-primary-and-secondary-education-2016-en.pdf>
50. Viner RM, Ozer EM, Denny S, Marmot M, Resnick M, Fatusi A et al. Adolescence and the social determinants of health. *Lancet*. 2012;379(9826): 1641-1652.
51. Musa SS, Odey GO, Musa MK, Alhaj SM, Sunday BA, Muhammad SM et al. Early marriage and teenage pregnancy: The unspoken consequences of COVID-19 pandemic in Nigeria. *Public Health Pract*. 2021;2: 100152. doi: 10.1016/j.puhip.2021.100152.
52. Bolarinwa OA, Tessema ZT, Frimpong JB, Babalola TO, Ahinkorah BA, Seidu A. Spatial distribution and factors associated with adolescent pregnancy in Nigeria: a multi-level analysis. *Arch Public Health*. 2020;80: 43. Available from: <https://doi.org/10.1186/s13690-022-00789-3>
53. Yaya S, Oduşina EK, Bishwajit G. Prevalence of child marriage and its impact on fertility

outcomes in 34 sub-Saharan African countries. *BMC Int Health Hum Rights*. 2019; 19:
Available from: <https://doi.org/10.1186/s12914-019-0219-1>

54. Sobngwi-Tambekou JL, Tsague-Agnoux M, Fezeu LK, Ndonko F. Teenage childbearing and school dropout in a sample of 18,791 single mothers in Cameroon. *Reprod Health*. 2022; 19: 10 Available from: <https://doi.org/10.1186/s12978-021-01323-4>