

Burden of Disease of Respiratory Syncytial Virus in Older Adults and Adults Considered at High Risk of Severe Infection

Elissa Abrams, MD MPH FRCPC^{1,2,3}

Pamela Doyon-Plourde, PhD¹

Phaedra Davis, MPH^{1,4}

Liza Lee, MSc¹

Abbas Rahal, PhD¹

Nicholas Brousseau, MD⁵

Winnie Siu, MD MSc CCFP FRCPC^{1,4}

April Killikelly, PhD¹

¹ Public Health Agency of Canada, Ottawa, ON

² University of Manitoba, Department of Pediatrics, Section of Allergy and Clinical Immunology

³ University of British Columbia, Department of Pediatrics, Division of Allergy and Immunology

⁴ School of Epidemiology and Public Health, University of Ottawa, Ottawa, ON

⁵ Institut national de la santé publique du Québec, Québec, QC

Word count:5100

Key Words: Respiratory syncytial virus, adults, burden of disease, surveillance, epidemiology

Abstract:

Background:

Vaccine products for adults have increased interest in understanding Canada's respiratory syncytial virus (RSV) burden in older adults and adults considered at high risk of severe infection.

Objective:

To characterize the burden of RSV disease in Canada by joint analysis of the published literature and hospitalization data from a healthcare administrative database.

Methods:

Electronic databases of published literature were searched to identify studies and systematic reviews reporting data on outpatient visits, hospitalizations, intensive care unit (ICU) admissions and deaths associated with RSV infection in adults. For the hospitalization data analysis, hospital discharge records were extracted from the Canadian Institute of Health Information (CIHI) Discharge Abstract Database (DAD) for all patients admitted to an acute care facility for RSV infection defined by ICD-10 codes from 2010-2020 and 2021-2023.

Results:

Overall, 26 studies, including 7 systematic reviews, were identified and summarized in the rapid review. Evidence suggests that medically attended RSV respiratory tract infections (RTI) are frequent causing 4.7 to 7.8% of symptomatic RTI in adults 60 years of age and older. Incidence of RSV RTI increases with age and presence of underlying medical conditions, such as cardiorespiratory disease, diabetes, and immunocompromising conditions. This trend was consistently observed across all RSV clinical outcomes of interest (i.e., hospitalization, ICU admission and death). Patients who reside in long-term care or other chronic care facilities have higher likelihood of severe clinical outcomes (i.e., ICU admission, receiving mechanical ventilation and/or death) compared to patients with other living situations upon hospital admission. Approximately 10% of older adults hospitalized with RSV infection require ICU admission. Although data are limited, evidence suggests that case fatality ratio (CFR) among those admitted to hospital varies between 5 and 10%. Some evidence suggests that RSV burden may be close to influenza burden in older adults. In general, the results from the Canadian hospitalization data support the rapid review findings Rates of hospitalization, ICU admission and death associated with RSV all increased with age, with 16% of hospitalizations resulting in ICU admission and with an in-hospital CFR of 9%.

Conclusion:

In adults, risk of severe RSV outcomes in general increases with increasing age and presence of comorbidities.

Introduction

Respiratory syncytial virus (RSV) is commonly recognized as a significant respiratory pathogen mostly affecting young children under 24 months of age, and older adults. Although the burden of disease in the older adult demographic can be substantial, with older adults experiencing more severe disease compared to younger populations, this is not as well described as it is in children and for other pathogens. It has been estimated that globally, RSV is associated with approximately 336,000 hospitalizations and 14,000 in-hospital deaths each year in adults 65 years and older (1). Additionally, evidence suggest that younger adults living with underlying medical conditions, such as immunocompromising conditions and chronic cardiopulmonary disease, are at high risk of severe RSV infection and complications (2, 3). Nonetheless, RSV remains generally underrecognized as a cause of severe respiratory tract infection (RTI) in adults.

The RSV vaccine landscape has evolved dramatically for older adults and potentially younger adults with certain risk factors in the past year. While previously there were no vaccine products available, there are currently three RSV vaccines being considered in Canada. As of February 2024, The GSK RSVPreF3 vaccine (Arexvy) and the Pfizer RSVpreF vaccine (Abrysvo) have been approved by Health Canada, and the Moderna m1345 RSV vaccine is being reviewed by Health Canada. As vaccination will be available to older adults for the first time, there is a need for a more granular understanding of the burden of RSV disease to inform vaccine recommendations. Therefore, this rapid review aimed to evaluate RSV burden of disease in adults from high income countries (Canada, United States, European countries, Australia). Additionally, hospitalization data from the Canadian Institute for Health Information (CIHI) Discharge Abstract Database (DAD) were analyzed to further describe RSV burden in Canada. This report compiles evidence derived from the literature and the Canadian administrative health database in order to present a comprehensive picture of RSV burden of disease to inform immunization guidance development in adults.

Methods

Rapid Review

Search Strategies

The search strategy was developed by a research librarian from Health Canada and the Public Health Agency of Canada. EMBASE, MEDLINE, Global Health and ProQuest Public Health databases were searched from 1995 to November 2022, and again on September 1st 2023, to identify recent studies evaluating RSV burden of disease in adults (Supplementary material S1-S6). Canadian respiratory virus surveillance experts were also contacted for any additional data. After removal of duplicates, references were uploaded in DistillerSR online software (Evidence Partners Inc, Ottawa, Ontario).

Study Selection

Two reviewers screened titles and abstracts for study eligibility. Full texts of selected studies were then evaluated. A second independent reviewer assessed citations marked for exclusion, with disagreements resolved through discussion. Reference lists of included studies were also screened for relevant articles on RSV burden in high-income countries.

Eligibility Criteria

Inclusion was limited to studies reporting data on RSV infection in adults, with a focus on adults 50 years of age and older and individuals 18 years of age and older with underlying medical conditions. The evaluation of RSV burden of disease focused on clinical outcomes of interest including medically attended RSV RTI, hospitalizations, intensive care unit (ICU) admissions, and death associated with RSV infection (Supplementary material S7). Observational studies, randomized controlled trials (RCTs) and systematic reviews (SRs) were included. Exclusion criteria were populations of other ages, and studies that did not reported on outcomes of interest.

Data Extraction and Data Synthesis

One reviewer extracted data from each article, verified by a second reviewer. Disagreements were resolved through discussion. Data extracted included study design, study period, population characteristics, outcome definitions, sample size, number of events and effect measures. When reported in included studies, results comparing RSV and influenza burden of disease were extracted. Results were synthesized narratively based on the study population and outcomes. Subgroups of interest included long-term care (LTC) residents, adults with immunocompromising conditions, and adults with chronic medical conditions.

Canadian Hospitalization Data:

Data Source

Hospital discharge records were extracted from the CIHI DAD which contains data from acute care facilities from all provinces and territories, except Quebec, representing 78% of the Canadian population (4). Population demographic data (i.e., age group) were extracted from the Statistics Canada website (5).

Analytic Cohort

All patients admitted to an acute care facility with RSV between September 2010 to August 2020 and September 2021 to August 2023 (12 respiratory virus seasons spanning September through August of the following year) were included in the analysis. Due to public health measures enacted for the coronavirus disease 2019 (COVID-19) pandemic, there was almost no RSV activity in the 2020-2021 season (6); therefore, this season was excluded from the analysis as it did not reflect normal seasonal activity.

Hospitalization associated with RSV was identified using the International Classification of Disease, Tenth Modification (ICD-10) codes J12.1, J20.5, J21.0 or B97.4 found anywhere from diagnosis 1 through 25. Hospitalization due to RSV was defined as one of aforementioned ICD-10 codes recorded as diagnosis 1. Data on ICU admissions and in-hospital deaths were also extracted. Diagnosis codes were not available for ICU admissions and deaths; therefore, their classifications (associated with or due to RSV) were based on whether the initial hospitalization was associated with or due to RSV.

Risk factors of interest were also determined by diagnosis information based on ICD-10 classification codes and were chosen based on prior known associations with severe RSV outcomes. Diagnosis codes were considered mutually exclusive (i.e. one individual hospitalized for RSV with multiple risk factors of interest were counted in each individual risk factor category). All diagnoses and conditions that are present on a patient's record from diagnosis 1 through 25 were included in determining their risk factors. Risk factors of interest for the Canadian hospitalization data analysis included RTI, chronic obstructive pulmonary disease (COPD), immunocompromising conditions, cardiovascular disease,

diabetes and chronic kidney disease. The list of ICD-10 codes used to define a risk factor is found in Supplementary material (S8).

Data Synthesis

The number of hospitalizations, ICU admissions and in-hospital death analyses were both aggregated and stratified by season and age groups where appropriate. Hospitalizations were also presented as rates aggregated by season and stratified by age groups (50-59 years, 60-69 years, 70-79 years and ≥ 80 years). Moreover, ICU admission rates and case fatality ratios (CFR) were presented by age group aggregated across the study period. The population of all provinces and territories, except Quebec, by age groups was used to calculate rates per 100,000 population. The 18-49 years age group was included in the analysis for risk factors of interest. Data on risk factors were aggregated across age groups and seasons. Descriptive data analyses were performed in SAS 9.4 and figures were produced using Microsoft Excel 365. The results from the analysis of Canadian hospitalization data were compared with the evidence from the rapid review. Results from both sources are presented and summarized by outcome of interest, except for medically attended RSV RTI for which data was only available from the rapid review.

Results

After deduplication, 1,313 references were screened for study eligibility in the rapid review (Figure 1). Overall, 26 articles, including 7 SRs, were incorporated into the narrative synthesis of RSV burden of disease in adults (Table 1).

Medically Attended RSV Respiratory Tract Infection

Rapid Review:

Seven SRs and six observational studies describing the incidence of medically attended RSV RTI in older adults as well as adults with underlying medical conditions were identified; some included Canadian data ($n=3$), but none were restricted to Canada (Table 1). In adults 60 years of age and older, a SR of developed countries, including Canada, found that RSV caused between 4.7% and 7.8% of symptomatic respiratory infections (7). Overall, the incidence of medically attended RSV RTI increased with increasing age (8, 9). For instance, a SR and meta-analysis (MA) found that rates of medically attended RSV RTI among adults from the United States (US) increased from 934 per 100,000 in adults 18 to 49 years of age to 1,519 per 100,000 in adults 65 years of age and older (10). Factors associated with severe RSV infection in adults 65 years of age and older included increasing age and the presence of underlying medical conditions (i.e., cardiorespiratory disease, diabetes, and immunocompromising conditions). In a prospective US cohort study of adults 60 years of age and older, incidence was almost two times higher among adults with chronic cardiopulmonary disease compared to those without (incidence rate ratio (IRR) of 1.89, 95% confidence interval (CI): 1.44-2.48) (11). Although evidence was limited, studies suggest that RSV incidence is high in younger adults (i.e., 18 to 59 years) with certain medical conditions and is somewhat similar to adults 65 years of age and older. A cross-sectional study from the US of the annual incidence of medically attended RSV found that incidence was highest in adults 85 years of age and older, followed by 65 years of age and older, and then followed closely by 18 to 59 years of age considered at high risk of severe RSV including those with cardiorespiratory disease or immunocompromising conditions (3).

Hospitalization Associated with RSV Infection

Rapid Review:

Six SRs and fifteen observational studies, including four Canadian studies, described the incidence of hospitalization associated with RSV infection. In general, studies found that the incidence increased consistently with increasing age. For instance, a prospective Canadian population-based surveillance study found the following average seasonal RSV hospitalizations incidence rates per 100,000 between 2012-2015: 13.9 (95% CI: 9.9-17.9) in adults 50 to 59 years, 43.7 (95% CI: 34.2-51.2) in those 60 to 69 years, 88.6 (95% CI: 71.0-106.1) in adults 70 to 79 years, and 282.5 (95% CI: 238.2-326.8) in adults 80 years of age and older (2). A SR found that depending on age and risk factors, adults 18 years of age and older with chronic medical conditions have higher rates of hospitalization associated with RSV compared to those without the condition (10). The authors reported rates ranging from 1.2 to 1.3 times higher for adults with obesity to 27.6 times higher for those 20 to 39 years of age with congestive heart failure (CHF) (10). Similarly, a retrospective cohort study from Ontario found that among adults 18 years of age and older who had a hospitalization associated with RSV between September 2010 and August 2017, 35.4% had CHF, 44.7% had COPD, 32.2% had asthma, and 38.4% had immunocompromising conditions (12). Another Canadian study found that 26.8% of adults 50 years of age and older who had a hospitalization associated with RSV over the 2012-2015 seasons had immunocompromising conditions and almost all (98.1%) had at least one comorbidity with the most frequent being vascular (71.3%), cardiac (55.5%), pulmonary (48.2%), renal (48.2%) and endocrine (33.2%) conditions (2).

Canadian Hospitalization Data :

Across 12 seasons, there were a total of 19,436 recorded hospitalizations associated with RSV among adults 50 years of age and older, of which 6,314 were due to RSV, corresponding to an average of 1,630 hospitalizations associated with RSV per season (Table 2). Rates of hospitalizations associated with RSV among older adults in Canada generally increased over time across all age groups (Figure 2A). Overall, the average rate of hospitalization associated with RSV among adults 50 years of age and older was 16 per 100,000 population and the average rate of hospitalization associated with RSV per 100,000 population by age groups were the following: 4 in adults 50 to 59 years old, 10 in adults 60 to 69 years old, 22 in 70 to 79 years, and 63 in adults 80 years of age and older. The rates of hospitalizations due to RSV among older adults in Canada followed the same trend; however, rates were much lower (Figure 2B). In general, both rates of hospitalization associated with and due to RSV increased with increasing age (6, 13).

A total of 21,258 hospitalizations associated with RSV among adults 18 years of age and older were reported across the 12 seasons (Table 3). Of these hospitalizations, 76.4% were reported to have at least one risk factor of interest, 34.6% were reported to have at least two of these risk factors and 9.1% were reported to have at least three of these risk factors. Among these 21,258 hospitalizations, 30.0% reported having COPD, 29.6% had diabetes, 23.4% had cardiovascular disease, 16.8% had an immunocompromising condition, 15.8% had a respiratory tract infection and 6.3% had chronic kidney disease.

ICU Admission Associated with RSV Infection

Rapid Review:

Two SRs and nine observational studies, including three Canadian studies, reported data on ICU admission associated with RSV infection. A Canadian prospective population-based surveillance study found that among adults 50 years of age and older hospitalized with RSV, 13.7% required ICU admission and 6.4% required mechanical ventilation (similar to influenza) between 2012 and 2015 (2). As with other clinical outcomes, risk increased with increasing age and the presence of comorbidities although granularity by age group is limited (7, 14). A SR from developed countries found a higher proportion of adults 18 years of age and older considered at risk of complications of infection was admitted to the ICU (26.7% versus 5.0%), required oxygen use (23.8-50.0% versus 13.6-14.8%), and was discharged to care (4.2-17.3% versus <1%) compared to adults 60 years of age and older (7). A Canadian prospective cohort study found that among adults 50 years of age and older with a history of COPD hospitalized with RSV during the winter seasons of 2011 to 2015, 17.9% required ICU admission, 9.0% were mechanically ventilated, and 23.6% needed non-invasive ventilation (15). A surveillance study from the US found that patients who resided in LTC or other chronic care facilities had a 4.43 (95% CI: 2.23-8.82) times higher likelihood of severe clinical outcomes (i.e., ICU admission, receiving mechanical ventilation and/or death) compared to patients with other living situations at admission (16).

Canadian Hospitalization Data :

Across 12 seasons, among the 19,436 hospitalizations associated with RSV, 3,184 (16%) required ICU admission and among the 6,314 hospitalizations due to RSV, 642 (10%) required ICU admission. The average rate of ICU admissions associated with RSV among adults 50 years of age and older across the 12 seasons were 2.6 per 100,000 population and increased with increasing age (1.1 in adults 50 to 59 years, 2.4 in 60 to 69 years, 4.3 in 70 to 79 years, and 6.0 in adults 80 years of age and older) (Table 4). Rates of ICU admissions due to RSV in Canadian older adults followed the same trend; however, rates were much lower.

Regardless of the type of RSV hospitalization (associated with or due to), the number and rate of ICU admissions increased with increasing age but the proportion of hospitalizations requiring ICU admissions decreased with increasing age.

Death associated with RSV Infection

Rapid Review:

Five SRs and eleven observational studies, including four Canadian studies, reported data on death associated with RSV infection. Although evidence is more limited than for other clinical outcomes, in general the CFR among adults admitted to hospital is approximately 5-10% which increases with increasing age and the presence of one or more comorbidities. A SR of developed countries found an overall RSV-related case fatality ratio (CFR) of 8.2% (95% CI: 5.5- 11.9%) among adults 60 years of age and older and 9.9% (95% CI: 6.7-14.4%) among adults 18 years of age and older considered at higher risk (7). Another systematic review and meta-analysis found that the in-hospital case fatality rate was higher in adults 65 years of age and older than adults 50 to 64 years of age (1). Similarly, two studies from Ontario found that among patients hospitalized with RSV, 30-day all-cause mortality rates increased with

increasing age (12, 17). A US prospective cohort study found that the CFR was higher in adults admitted from LTC facilities (38%) than in those admitted from the community (3%, $p < 0.001$) (18).

Canadian Hospitalization Data:

Across 12 seasons, 1,668 in-hospital deaths among RSV associated hospitalizations were reported in adults 50 years of age and older, corresponding to an in-hospital CFR of 9% (Table 5). Overall, 397 of these in-hospital deaths were among those hospitalized due to RSV, corresponding to an in-hospital CFR of 6%. The average rate of in-hospital deaths associated with RSV in adults 50 years of age and older across the 12 seasons was 1.4 per 100,000 population and increased with increasing age (the rates of in-hospital deaths in hospitalizations associated with RSV per 100,000 population by age groups were the following: 0.2 in adults 50 to 59 years old, 0.6 in 60 to 69 years, 1.7 in 70 to 79 years, and 6.7 in adults 80 years of age and older). The rates of in-hospital deaths among older adults hospitalized due to RSV in Canada followed the same trend; however, rates were much lower.

Regardless of the type of RSV death (in hospitalizations associated with or due to RSV), both the number and rates of death and CFR increased with increasing age.

Discussion

The rapid review offers insight into the burden of RSV disease in older adults and adults with underlying medical conditions, with a focus on high-income countries such as Canada, the US and European countries. This review is also supported with hospitalization data to further describe RSV burden of disease in Canada.

Evidence from the rapid review suggest that medically attended RSV infections in high-income countries are frequent in older adults and those with underlying medical conditions. The incidence of RSV RTI increases with increasing age as well as the presence of comorbidities, including cardiorespiratory disease, diabetes and immunocompromising conditions. While the incidence of hospitalization varies between studies, risk of hospitalization associated with RSV increases consistently with increasing age. Depending on age and risk factors, adults 18 years of age and older with underlying medical conditions are more likely to have a hospitalization associated with RSV infection than those without. Patients who reside in LTC or other chronic care facilities have a higher likelihood of severe clinical outcomes compared to patients with other living situations upon hospital admission. Moreover, ICU admission associated with RSV increases with increasing age and presence of comorbidities, with approximately 10% of older hospitalized older adults requiring ICU admission. There were more limited data on burden of death associated with RSV. The CFR among those admitted to hospital varied between studies but is approximately 5 to 10% and increases with increasing age.

Canadian administrative hospitalization data generally support the findings of the rapid review. Over 12 respiratory seasons between August 2010 and September 2023, it was found that RSV-associated hospitalization rates increased with increasing age and that finding was consistent for each season. The average rates of hospitalization associated with RSV in adults 50 years of age and older was estimated at 16 per 100,000. Overall, 16% of hospitalizations associated with RSV resulted in an ICU admission corresponding to an average rate of 2.6 per 100,000 for adults 50 years of age and older. Rate of hospitalization associated with RSV resulting in ICU admissions increased with increasing age; however, the proportion of hospitalizations requiring ICU admission decreased with increasing age. The average

CFR among adults 50 years of age and older was 9% and in-hospital death among hospitalizations associated with RSV increased with increasing age. Hospitalizations, ICU admissions and deaths due to RSV followed the same trend; however, calculated values were lower than those associated with RSV.

Although there is general alignment between the rapid review and Canadian hospitalization data analysis, some differences can be noted. Incidence rates derived from the Canadian hospitalization data were usually lower than what is reported in the literature. Discrepancies can be explained by differences in methodology used between studies. Individual study characteristics such as study population, case definitions, study period, and data source can have an important impact on study results generalizability; thus, leading to discrepancies between the observed incidence rates. As for the rapid review, it included several studies, such as systematic reviews and meta-analysis, as well as large prospective population-based cohort studies, which represent a comprehensive picture of the current literature on RSV burden of disease in adults. However, few studies reported data on Canadian adults and heterogeneity between study results limits the generalizability of the findings. Another limitation of the rapid review is the inclusion of RSV infection not limited to laboratory confirmed infection potentially leading to an overestimation of RSV incidence.

Currently, Canada has limited enhanced national RSV surveillance data and leveraging administrative health data from CIHI DAD helped address those evidence gaps to supplement the evidence on RSV burden of disease in adults to inform the development of immunization recommendation. However, known limitations of healthcare administrative data are expected to lead to underestimation of RSV incidence especially due to limits in viral identification and undertesting in patients (19). Of note, rates from CIHI DAD were higher in the more recent period, which could be partly due to more frequent testing. Other limitations of the Canadian hospitalization data include the exclusion of Quebec data, a large Canadian province, and changes in practice during the study period, especially in respiratory season following the COVID-19 pandemic.

The descriptive analyses provided information on general trends of severe outcomes of RSV RTI in older adults (19). Although the rapid review and healthcare administrative data analysis methodologies each have their drawbacks, the combination of these analyses provides an interdisciplinary view of the burden of RSV in older adults to support vaccine program decision making. Enhanced National surveillance programs for RSV are in development where timely data variables of interest can be collected specifically for surveillance activities and to support policy and decision making. These analyses may be revisited as additional data becomes available from the literature or from the Canadian surveillance landscape.

Acknowledgements:

The authors wish to acknowledge the NACI Secretariat team, Matthew Tunis, Kelsey Young, Mona Hersi, Adrienne Stevens, Anastassia Howarth, Su Hyun Lim, the Health Canada Library (Shannon Hayes) and the NACI RSV Working Group.

Author's Statement:

EA: conceptualization, analysis and interpretation of data, drafting paper

PDP: analysis and interpretation of data, drafting the paper

PD: analysis and interpretation of data, revising the paper

AR: analysis and interpretation of the data

LL: interpretation of the data and drafting the paper

NB: revising the paper

WS: conceptualization, revising the paper

AK: conceptualization, drafting paper

References

1. Shi T, Denouel A, Tietjen AK, Campbell I, Moran E, Li X, et al. Global disease burden estimates of respiratory syncytial virus-associated acute respiratory infection in older adults in 2015: A systematic review and meta-analysis. *J Infect Dis.* 2020 Oct 07;222(Suppl 7):S577-83. <https://doi.org/10.1093/infdis/jiz059>.
2. ElSherif M, Andrew MK, Ye L, Ambrose A, Boivin G, Bowie W, et al. Leveraging influenza virus surveillance from 2012 to 2015 to characterize the burden of respiratory syncytial virus disease in Canadian adults ≥50 years of age hospitalized with acute respiratory illness. *Open Forum Infect Dis.* 2023 Jun 13;10(7):ofad315. <https://doi.org/10.1093/ofid/ofad315>.
3. Mesa-Frias M, Rossi C, Emond B, Bookhart B, Anderson D, Drummond S, et al. Incidence and economic burden of respiratory syncytial virus among adults in the United States: A retrospective analysis using 2 insurance claims databases. *J Manag Care Spec Pharm.* 2022 Jul;28(7):753-65. <https://doi.org/10.18553/jmcp.2022.21459>.
4. Discharge Abstract Database (DAD) metadata [Internet]. Canadian Institute for Health Information; 2023 [cited 2023 Nov 27]. Available from: <https://www.cihi.ca/en/discharge-abstract-database-dad-metadata>.
5. Statistics Canada. Table 17-10-0005-01 Population estimates on July 1, by age and gender [Internet]. Ottawa (ON): Government of Canada; 2024 [cited 2024 Feb 16]. Available from: <https://doi.org/10.25318/1710000501-eng>.
6. Public Health Agency of Canada (PHAC). Respiratory virus report, week 34 - ending August 28, 2021 [Internet]. Ottawa (ON): Government of Canada; 2021 Sep 02 [cited 2024 Feb 16]. Available from: <https://www.canada.ca/en/public-health/services/surveillance/respiratory-virus-detections-canada/2021-2022/week-34-ending-august-28-2021.html>.
7. Nguyen-Van-Tam JS, O'Leary M, Martin ET, Heijnen E, Callendret B, Fleischhackl R, et al. Burden of respiratory syncytial virus infection in older and high-risk adults: A systematic review and meta-analysis of the evidence from developed countries. *Eur Respir Rev.* 2022 Dec;31(166):220105. <https://doi.org/10.1183/16000617.0105-2022>.
8. Wilkinson T, Beaver S, Macartney M, McArthur E, Yadav V, Lied-Lied A. Burden of respiratory syncytial virus in adults in the United Kingdom: A systematic literature review and gap analysis. *Influenza Other Respir Viruses.* 2023 Sep;17(9):e13188. <https://doi.org/10.1111/irv.13188>.
9. Johannesen CK, van Wijhe M, Tong S, Fernández LV, Heikkinen T, van Boven M, et al. Age-specific estimates of respiratory syncytial virus-associated hospitalizations in 6 European countries: A time series analysis. *J Infect Dis.* 2022 Aug 12;226(Suppl 1):S29-37. <https://doi.org/10.1093/infdis/jiac150>.

10. McLaughlin JM, Khan F, Begier E, Swerdlow DL, Jodar L, Falsey AR. Rates of medically attended RSV among US adults: A systematic review and meta-analysis. *Open Forum Infect Dis*. 2022 Jul;9(7):ofac300. <https://doi.org/10.1093/ofid/ofac300>.
11. Belongia EA, King JP, Kieke BA, Pluta J, Al-Hilli A, Meece JK, et al. Clinical features, severity, and incidence of RSV illness during 12 consecutive seasons in a community cohort of adults ≥ 60 years old. *Open Forum Infect Dis*. 2018 Dec;5(12):ofy316. <https://doi.org/10.1093/ofid/ofy316>.
12. Mac S, Shi S, Millson B, Tehrani A, Eberg M, Myageri V, et al. Burden of illness associated with Respiratory Syncytial Virus (RSV)-related hospitalizations among adults in Ontario, Canada: A retrospective population-based study. *Vaccine*. 2023 Aug 07;41(35):5141-9. <https://doi.org/10.1016/j.vaccine.2023.06.071>.
13. Public Health Agency of Canada (PHAC). Respiratory virus report, week 34 - ending August 27, 2022 [Internet]. Ottawa (ON): Government of Canada; 2022 Sep 01 [cited 2024 Jan 17]. Available from: <https://www.canada.ca/en/public-health/services/surveillance/respiratory-virus-detections-canada/2021-2022/week-34-ending-august-27-2022.html>.
14. Colosia AD, Yang J, Hillson E, Mauskopf J, Copley-Merriman C, Shinde V, et al. The epidemiology of medically attended respiratory syncytial virus in older adults in the United States: A systematic review. *PLoS One*. 2017;12(8):e0182321. <https://doi.org/10.1371/journal.pone.0182321>.
15. Mulpuru S, Andrew MK, Ye L, Hatchette T, LeBlanc J, El-Sherif M, et al. Impact of respiratory viral infections on mortality and critical illness among hospitalized patients with chronic obstructive pulmonary disease. *Influenza Other Respir Viruses*. 2022 Nov;16(6):1172-82. <https://doi.org/10.1111/irv.13050>.
16. Goldman CR, Sieling WD, Alba LR, Silverio Francisco RA, Vargas CY, Barrett AE, et al. Severe clinical outcomes among adults hospitalized with respiratory syncytial virus infections, New York City, 2017-2019. *Public Health Rep*. 2022 Sep;137(5):929-35. <https://doi.org/10.1177/00333549211041545>.
17. Hamilton MA, Liu Y, Calzavara A, Sundaram ME, Djebli M, Darvin D, et al. Predictors of all-cause mortality among patients hospitalized with influenza, respiratory syncytial virus, or SARS-CoV-2. *Influenza Other Respir Viruses*. 2022 Nov;16(6):1072-81. <https://doi.org/10.1111/irv.13004>.
18. Falsey AR, Hennessey PA, Formica MA, Cox C, Walsh EE. Respiratory syncytial virus infection in elderly and high-risk adults. *N Engl J Med*. 2005 Apr 28;352(17):1749-59. <https://doi.org/10.1056/NEJMoa043951>.
19. Schanzer DL, Saboui M, Lee L, Nwosu A, Bancej C. Burden of influenza, respiratory syncytial virus, and other respiratory viruses and the completeness of respiratory viral identification among respiratory inpatients, Canada, 2003-2014. *Influenza Other Respir Viruses*. 2018 Jan;12(1):113-21. <https://doi.org/10.1111/irv.12497>.
20. Savic M, Penders Y, Shi T, Branche A, Pirçon J. Respiratory syncytial virus disease burden in adults aged 60 years and older in high-income countries: A systematic literature review and meta-analysis. *Influenza Other Respir Viruses*. 2023 Jan;17(1):e13031. <https://doi.org/10.1111/irv.13031>.

21. Shi T, Vennard S, Jasiewicz F, Brogden R, Nair H. Disease Burden Estimates of Respiratory Syncytial Virus related Acute Respiratory Infections in Adults With Comorbidity: A Systematic Review and Meta-Analysis. *J Infect Dis*. 2022 Aug 12;226(Suppl 1):S17-21. <https://doi.org/10.1093/infdis/jiab040>.
22. Wyffels V, Kariburyo F, Gavart S, Fleischhackl R, Yuce H. A real-world analysis of patient characteristics and predictors of hospitalization among US medicare beneficiaries with respiratory syncytial virus infection. *Adv Ther*. 2020 Mar;37(3):1203-17. <https://doi.org/10.1007/s12325-020-01230-3>.
23. Falsey AR, McElhaney JE, Beran J, van Essen GA, Duval X, Esen M, et al. Respiratory syncytial virus and other respiratory viral infections in older adults with moderate to severe influenza-like illness. *J Infect Dis*. 2014 Jun 15;209(12):1873-81. <https://doi.org/10.1093/infdis/jit839>.
24. Sundaram ME, Meece JK, Sifakis F, Gasser RA, Belongia EA. Medically attended respiratory syncytial virus infections in adults aged ≥ 50 years: Clinical characteristics and outcomes. *Clin Infect Dis*. 2014 Feb;58(3):342-9. <https://doi.org/10.1093/cid/cit767>.
25. De Serres G, Lampron N, La Forge J, Rouleau I, Bourbeau J, Weiss K, et al. Importance of viral and bacterial infections in chronic obstructive pulmonary disease exacerbations. *J Clin Virol*. 2009 Oct;46(2):129-33. <https://doi.org/10.1016/j.jcv.2009.07.010>.
26. Schanzer DL, Langley JM, Tam TWS. Role of influenza and other respiratory viruses in admissions of adults to Canadian hospitals. *Influenza Other Respir Viruses*. 2008 Jan;2(1):1-8. <https://doi.org/10.1111/j.1750-2659.2008.00035.x>.
27. Havers FP, Whitaker M, Melgar M, Chatwani B, Chai SJ, Alden NB, et al. Characteristics and outcomes among adults aged ≥ 60 years hospitalized with laboratory-confirmed respiratory syncytial virus - RSV-NET, 12 states, July 2022-June 2023. *MMWR Morb Mortal Wkly Rep*. 2023 Oct 06;72(40):1075-82. <https://doi.org/10.15585/mmwr.mm7240a1>.
28. Branche AR, Saiman L, Walsh EE, Falsey AR, Sieling WD, Greendyke W, et al. Incidence of respiratory syncytial virus infection among hospitalized adults, 2017-2020. *Clin Infect Dis*. 2022 Mar 23;74(6):1004-11. <https://doi.org/10.1093/cid/ciab595>.
29. Zheng Z, Warren JL, Shapiro ED, Pitzer VE, Weinberger DM. Estimated incidence of respiratory hospitalizations attributable to RSV infections across age and socioeconomic groups. *Pneumonia (Nathan)*. 2022 Oct 25;14(1):6. <https://doi.org/10.1186/s41479-022-00098-x>.
30. Walsh E, Lee N, Sander I, Stolper R, Zakar J, Wyffels V, et al. RSV-associated hospitalization in adults in the USA: A retrospective chart review investigating burden, management strategies, and outcomes. *Health Sci Rep*. 2022 Apr;5(3):e556. <https://doi.org/10.1002/hsr2.556>.
31. Ellis SE, Coffey CS, Mitchel EF, Dittus RS, Griffin MR. Influenza- and respiratory syncytial virus-associated morbidity and mortality in the nursing home population. *J Am Geriatr Soc*. 2003 Jun;51(6):761-7. <https://doi.org/10.1046/j.1365-2389.2003.51254.x>.
32. Tseng HF, Sy LS, Ackerson B, Solano Z, Slezak J, Luo Y, et al. Severe morbidity and short- and mid- to long-term mortality in older adults hospitalized with respiratory syncytial virus infection. *J Infect Dis*. 2020 Sep 14;222(8):1298-310. <https://doi.org/10.1093/infdis/jiaa361>.

Figure 1: Study selection Prisma flow diagram

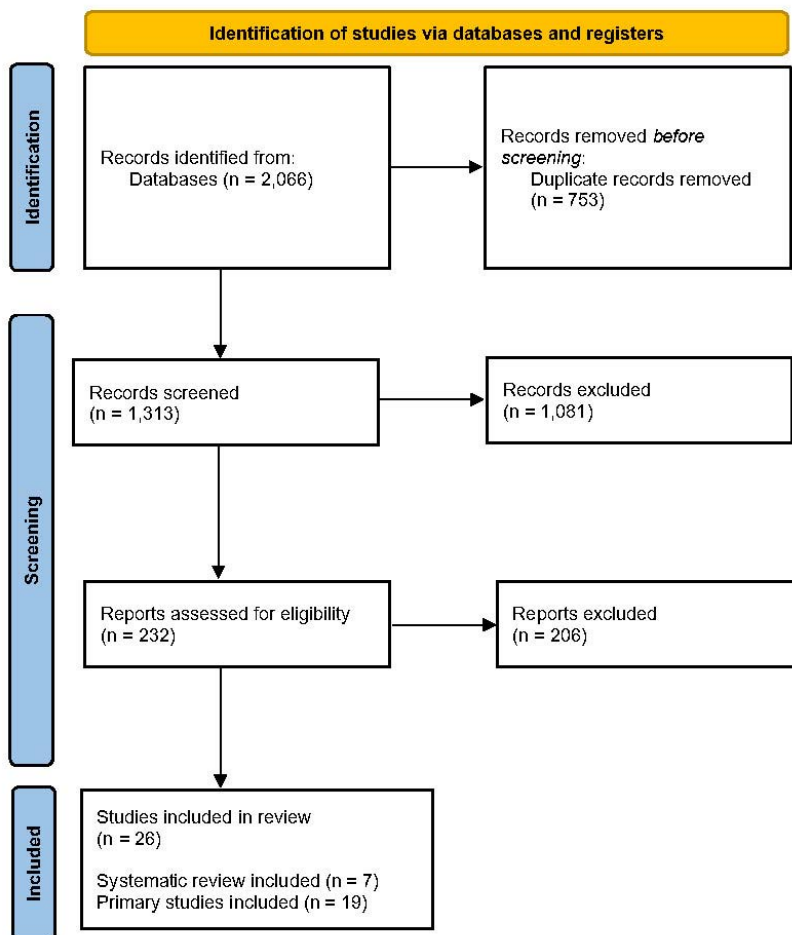


Table 1: Summary of included studies on the burden of disease of respiratory syncytial virus in adults

Author, year (reference), country	Study design	Study period	Population	Outcome definition	Results
Medically attended RSV respiratory tract infection					
Savic et al., 2023 (20) High-income Countries (Canada, US, Europe, Japan, and South Korea)	Systematic review and meta-analysis	Studies published between 2000/01/01 and 2021/11/03 (n=21)	Adults 60 years of age and older	RSV infection confirmed by PCR or fourfold or greater seroconversion	Among older adults, RSV had a pooled attack rate of 1.62% (95% CI, 0.84 to 3.08; range, 0.07 to 7.21) (n=14 studies)

Wilkinson et al., 2023 (8) United Kingdom	Systematic review	Studies published between 2011/01/01 and 2022/08/08 (n=28)	Individuals 15 years of age and older with an RSV infection	Incidence or prevalence of RSV	<p>The average annual incidence in patients ≥ 65 years ranged between 1.4% (myocardial infarction patients, 65-74 y, hospital settings) and 3.91% (≥ 65 presenting with ILI years, general practitioner settings).</p> <p>Incidence rates per 1,000 patients (n=1 study):</p> <ul style="list-style-type: none"> • 18–64 y = 0.1 • 65–74 y = 0.9 • 75–84 y = 2.8 • ≥ 85 y = 6.0 <p>For the comorbid patient population, the evidence was highly limited.</p>
McLaughlin et al., 2022 (10) United States	Systematic review and meta-analysis	Studies published before 2022/03/01 (n=14)	Adults 18 years of age and older	Laboratory confirmed RSV infection (PCR)	<p>Pooled annual RSV ED admission rates per 100,000 (95% CI, n studies) vs. Pooled rates adjusted for underdetection (uncertainty intervals, n studies):</p> <ul style="list-style-type: none"> • <50 y: 132 (67 to 253, n=1) vs. 198 (101 to 380, n=1) • 50-64 y: 74 (59 to 88, n=2) vs. 110 (89 to 132, n=2) • ≥ 65 y: 133 (0 to 319, n=2) vs. 200 (0 to 478, n=2) <p>Pooled rates of RSV outpatient visits per 100,000 (95% CI, n studies) vs. rates adjusted for underdetection (uncertainty intervals, n studies):</p> <ul style="list-style-type: none"> • <50 y: 934 (381 to 1,488, n=2) vs. 1,401 (571 to 2,231, n=2) • 50-64 y: 1,148 (935 to 1,361, n=3) vs. 1,722 (1,403 to 2,041, n=3) • ≥ 65 y: 1,519 (1,109 to 1,929, n=3) vs. 2,278 (1,663 to 2,893, n=3)
Nguyen-Van-Tam et al., 2022 (7) Developed Countries (including Canada)	Systematic review and meta-analysis	Studies published between 2000/01/01 and 2019/12/10 (n=103)	Adults 60 years of age and older or adults 18 years of age and older considered at high risk of complications	Symptomatic laboratory-confirmed RSV infection	<p>Pooled seasonal incidence of RSV (n=3) was 16.11 (95% CI, 3.52 to 73.83) cases per 1,000 persons per year.</p> <p>Pooled proportion (95% CI) of respiratory infections attributable to RSV (annual studies, n=18 vs. seasonal studies, n=23):</p> <ul style="list-style-type: none"> • ≥ 60 y: 4.66% (3.34 to 6.48) vs. 7.80% (5.77 to 10.45) • ≥ 65 y: 4.29% (3.32 to 5.51) vs. 8.41% (6.06 to 11.56) <p>RSV incidence rates (95% CI) per 1,000 person-years in adults ≥ 18 years at risk of complications (annual studies vs. Seasonal studies):</p> <ul style="list-style-type: none"> • Immunodeficient: 36.88 (17.82 to 76.33; n=3) vs. 260.89 (82.33 to 826.65; n=3) • Cardiopulmonary disease (seasonal only, n=3): 19.15 (6.06 to 60.49) • Institutionalized older adults (seasonal only, n=1 study): 9.78 (3.18 to 20.04) <p>Older adults with RSV infection vs. high-risk adults with RSV infection:</p> <ul style="list-style-type: none"> • ED visits: 0.00 to 5.35% (n=2) vs. 8.93% (n=1) • Treated as outpatients: 17.39% (n=1) vs. 28.57% (n=1)
Shi et al., 2022 (21)	Systematic review and meta-	Studies published between 1996/01	Adults 18 years of age and older with underlying	Laboratory confirmed RSV	<p>RSV rates per 1,000 persons from industrialized countries (95% CI, n studies):</p> <ul style="list-style-type: none"> • Any comorbidity (overall): 30.3 (15.3 to 59.9, n=7)

Industrialized countries (n=18) and developing countries (n=2)	analysis	and 2020/03 (n=20)	medical conditions	infection	<ul style="list-style-type: none"> Cystic fibrosis and immunocompromised (annual): 37.6 (20.1 to 70.3, n=3) CHF, COPD and immunocompromised (seasonal): 28.4 (11.4 to 70.9, n=4) 	
Shi et al., 2020 (1)	Industrialized and developing countries	Systematic review and meta-analysis	Studies published between 1996/01/01 and 2018/04/01 (n=44)	Adults 65 years of age and older	Laboratory confirmed RSV infection	The incidence rate of RSV-ARI in older adults from industrialized countries (n=9 community-based studies) was estimated to be 6.7 (95% CI, 1.4-31.5) per 1,000 persons per year.
Colosia et al., 2017 (14)	United States	Systematic review	Studies published between 2000/01/01 and 2016/03/11 (n=22)	Adults 50 years of age and older	Laboratory confirmed RSV infection	Studies are consistently showing that the proportion of older adults with ARI who tested positive for RSV infection appears to be higher as age increases.
Mesa-Frias et al., 2022 (3)	United States	Cross-sectional study	Optum: 2007-2008 to 2019-2020 MarketScan: from 2000-2001 to 2019-2020	Adults 18 years of age and older	RSV infection (ICD-9/10 codes)	<p>Range of annual incidence of medically attended RSV per 100,000 population in Optum and MarketScan:</p> <ul style="list-style-type: none"> 60-64y: 25.2 to 66.1 and 31.9 to 82.1 ≥65y: 37.5 to 75.5 and 54.1 to 97.3 ≥85y: 92.4 to 140.6 and 79.2 to 234.7 18-59y at high risk: 41.3 to 135.9 and 46.3 to 112.4 Overall: 22.0 to 52.9 and 23.4 to 63.6 <p>25% in Optum and 12.1% in MarketScan had COPD.</p>
Wyffels et al., 2020 (22)	United States	Retrospective cohort study	2011/07/01 to 2015/06/30	Adults 18 years of age and older with a medical claim for RSV diagnosis	RSV associated outpatient visits (ICD-9 codes)	<p>1,795 patients with RSV; 793 (44.2%) were hospitalized, 835 (46.5%) were outpatient visits, and 167 (9.3%) diagnosed in other Medicare settings (DME, HHA, hospice, SNF).</p> <p>Outpatients at high-risk (n=399) vs non-high-risk (n=436):</p> <ul style="list-style-type: none"> <65y: 83 (20.8%) vs 93 (21.3%) 65-74y: 111 (27.8%) vs 177 (40.6%) 75-84y: 107 (26.8%) vs 111 (25.5%) ≥85y: 98 (24.6%) vs 55 (12.6%) Diagnosed in the ER: 35 (8.8%) vs 9 (2.1%) Never hospitalized: 293 (73.4%) vs 402 (92.2%) Later hospitalized: 106 (26.6%) vs 34 (7.8%) <p>Most prevalent comorbid conditions during the baseline period among high-risk outpatients were hypertension (68.4%), COPD (63.4%), high cholesterol (51.1%), diabetes (35.6%), CHF (27.3%), CAD (25.6%), asthma (24.3%), and previous evidence of pneumonia (23.8%).</p>
Belongia et al., 2018 (11)		Prospective cohort study	2004/2005 to 2015/2016 influenza	Adults 60 years of age and older seeking outpatient care	Laboratory confirmed RSV infection	RSV was detected in 243 (11%) of 2,257 encounter for ARI, while influenza was detected in 519/2,257 (23%) of encounters and 5 (<1%) were positive for both influenza and RSV.

United States		seasons	for ARI	(PCR)	<p>RSV-positive participants with moderate to severe LRTD had higher prevalence of COPD (25% vs. 10%) and CHF (19% vs. 6%).</p> <p>Relative risk (95% CI) of serious vs nonserious outcome:</p> <ul style="list-style-type: none"> 65 to 74 y vs. 60 to 64 y: 2.72 (0.98 to 7.57) ≥75 y vs. 60 to 64 y: 3.64 (1.33 to 9.95) COPD: 2.18 (1.27 to 3.76) CHF: 2.38 (1.33 to 4.25) Asthma: 1.39 (0.78 to 2.47) Immunocompromise: 1.81 (0.84 to 3.89) Diabetes 1.44 (0.82 to 2.52) <p>Seasonal incidence of medically attended RSV illness per 10,000 (95% CI):</p> <ul style="list-style-type: none"> ≥60 y: 139 (122 to 160) Chronic cardiopulmonary disease: 196 (162 to 236) Without chronic cardiopulmonary disease: 103 (85 to 125)
Falsey et al., 2014 (23)	Laboratory-based, epidemiological study in samples collected during the first surveillance year of the INFLUENCE65 clinical trial (Phase III randomized, controlled study)	2008/11/15 to 2009/04/30	Adults 65 years of age and older	Symptomatic laboratory confirmed RSV infection	<p>Nasal/throat swabs were collected for 88.8% (556/626) moderate-to-severe ILLI episodes reported.</p> <p>RSV was detected in 41/556 (7.4%, 95% CI, 5.3-9.9) moderate-to-severe ILLI episodes. Most were single infections (39/41).</p> <ul style="list-style-type: none"> 65-69y: 11/179 (6.1%, 95% CI, 3.1 to 10.7) 70-74y: 13/182 (7.1%, 95% CI, 3.9 to 11.9) 75-79y: 11/124 (8.9%, 95% CI, 4.5 to 15.3) ≥80y: 6/71 (8.5%, 95% CI, 3.2 to 17.5) <p>Factors associated with RSV detection among moderate-to-severe ILLI episodes, OR (95% CI):</p> <ul style="list-style-type: none"> High-level care: 3.5 (1.4 to 9.2) CHF: 2.9 (1.1 to 7.4) Other cardiopulmonary diseases: 2.3 (1.2 to 4.7) Non-inflammatory cerebrovascular/neurological disorders: 2.3 (1.2 to 4.3)
Sundaram et al., 2014 (24)	Prospective cohort study	Influenza epidemic seasons from 2004/2005 to 2009/2010	Community-dwelling adults 50 years of age and older with medically attended ARI	Laboratory confirmed RSV infection (PCR)	<p>Of 2,225 participants, 184 (8.3%) tested positive for RSV and 377 (16.9%) tested positive for influenza. RSV was significantly associated with older age and longer interval from illness onset to clinical encounter.</p> <p>RSV positive (n=204) vs RSV negative (n=2,021):</p> <ul style="list-style-type: none"> 50-64y: 101 (49.5%) vs 1,132 (56.0%) 65-79y: 77 (37.8%) vs 672 (33.3%) ≥80y: 26 (12.8%) vs 217 (10.7%) COPD: 9 (4.4%) vs 129 (6.4%) CHF: 8 (3.9%) vs 116 (5.7%) Liver disease: 1 (0.5%) vs 26 (1.5%) Renal disease: 18 (8.8%) vs 144 (8.5%)

Falsey et al., 2005 (18) United States	Prospective cohort study	Four winter seasons (November 15 through April 15) between late 1999 and early 2003	Community-dwelling older people (≥65 years without underlying illnesses) High-risk adults (≥21 years with physician-diagnosed CHF or chronic pulmonary disease) Persons hospitalized with acute cardiopulmonary conditions	Laboratory confirmed RSV infection (PCR)	<p>Rates of RSV infection vs influenza infection by study population:</p> <ul style="list-style-type: none"> Healthy older adults (n=608): 46 (7.6%) vs 31 (5.1%) High-risk (n=540): 56 (10.4%) vs 32 (5.9%) <p>RSV infection in healthy older patient (n=46) vs high-risk patients (n=56):</p> <ul style="list-style-type: none"> Telephone call to doctor: 7 (15%) vs 13 (23%) Office visit: 8 (17%) vs 16 (29%) ED visit: 0 vs 5 (9%) <p>RSV infection developed annually in 3 to 7% of healthy older group and in 4 to 10% of high-risk group.</p> <p>There were 1.5 RSV infections per 100 person-months in the high-risk group and 0.9 in the healthy older group (p=0.02; relative risk, 1.61; 95% CI, 1.09-2.39).</p>
Hospitalization associated with RSV infection					
Savic et al., 2023 (20) High-income Countries (Canada, US, Europe, Japan, and South Korea)	Systematic review and meta-analysis	Studies published between 2000/01/01 and 2021/11/03 (n=21)	Adults 60 years of age and older	RSV infection confirmed by PCR or fourfold or greater seroconversion	Among older adults (≥60 years), RSV had a hospitalization attack rate of 0.15% (95% CI, 0.09 to 0.22; range, 0.02 to 0.32) (n=8 studies).
McLaughlin et al., 2022 (10) United States	Systematic review and meta-analysis	Studies published before 2022/03/01 (n=14)	Adults 18 years of age and older	Laboratory confirmed RSV infection (PCR)	<p>Pooled annual rates of RSV hospitalizations per 100,000 (95% CI, n studies) vs. Pooled rates adjusted for underdetection (uncertainty intervals, n studies):</p> <ul style="list-style-type: none"> <50 years: 8 (6 to 11, n=6) vs. 13 (8 to 17) 50-64 years: 45 (27 to 62, n=8) vs. 67 (40 to 94) >65 years: 178 (152 to 204, n=8) vs. 267 (228 to 306) <p>Depending on age group, studies reported that high-risk adults had 1.2-28 times higher RSV hospitalization rates (n=2).</p>
Nguyen-Van-Tam et al., 2022 (7) Developed countries	Systematic review and meta-analysis	Studies published between 2000/01/01 and 2019/12/10 (n=103)	Adults 60 years of age and older or adults 18 years of age and older considered at high risk of complications	Symptomatic laboratory-confirmed RSV infection	<p>Pooled proportion (95% CI) RSV patients requiring hospitalization (n studies):</p> <ul style="list-style-type: none"> ≥60 years (n=3): 24.48% (0.43 to 96.07) High-risk adults (n=19): 32.82% (23.49 to 43.74) Immunodeficient adults (n=13): 38.30% (29.26 to 48.23)
Shi et al., 2020 (1) Industrialized	Systematic review and meta-analysis	Studies published between 1996/01/01 and 2018/04/	Adults 65 years of age and older	Laboratory confirmed RSV infection	<p>Pooled RSV-ARI hospitalization rate (95% CI, n studies) per 1,000 persons per year in industrialized countries:</p> <ul style="list-style-type: none"> 50 to 64 years: 0.3 (0.1 to 1.7, n=3) ≥65 years: 1.0 (0.5 to 2.1, n=6) <p>The overall number of RSV-ARI cases admitted to hospitals</p>

and developing countries		01 (n=44)			among adults ≥65 years was 336,000 (uncertainty range: 186,000 to 614,000). In 2015, approximately 14.5% of RSV-ARI episodes were admitted to hospital.
Colosia et al., 2017 (14) United States	Systematic review	Studies published between 2000/01/01 and 2016/03/11 (n=22)	Adults 50 years of age and older	Laboratory confirmed RSV infection	In hospitalized adults with chronic cardiopulmonary diseases, 8% to 13% were infected with RSV during winter seasons (8%-13%) or metapneumovirus season (8%). Hospitalizations for RSV in older adults typically lasted 3 to 6 days.
ElSherif et al., 2023 (2) Canada	Prospective population-based surveillance study	2012/2013 to 2014/2015 influenza seasons	Adults 50 years of age and older hospitalized with ARI	Laboratory confirmed RSV (PCR)	Of 7797 tests performed, RSV was detected in 371 (4.8%). Pooled (2012-2015) RSV hospitalization incidence rates per 100,000 population (95% CI): <ul style="list-style-type: none"> • 50-59 years: 13.9 (9.9 to 17.9) • 60-69 years: 43.7 (34.2 to 51.2) • 70-79 years: 88.6 (71.0 to 106.1) • >80 years: 282.5 (238.2 to 326.8) 26.8% of RSV cases had immunocompromising conditions, and almost all (98.1%) had at least one comorbidity (most commonly vascular, cardiac, pulmonary, renal, and endocrine). Most RSV cases (80.2%) were discharged home; a higher proportion were transferred to LTC (5.2%), assisted living (4.0%) or palliative care (0.6%) compared to influenza.
Mac et al., 2023 (12) Ontario, Canada	Population-based retrospective cohort study	2010/09/01 to 2019/08/31	Adults 18 years of age and older with RSV-associated hospitalization	RSV hospitalization (ICD-10 codes)	3,897 patients with RSV hospitalization: <ul style="list-style-type: none"> • 18-59 y: 638 (16.4%) • 60-69 y: 592 (15.2%) • 70-79 y: 848 (21.8%) • ≥80 y: 1,819 (46.7%) Risk factors: <ul style="list-style-type: none"> • CHF: 1,380 (35.4%) • COPD: 1,741 (44.7%) • Asthma: 1,255 (32.2%) • Immunocompromised status: 1,497 (38.4%) Assisted and supportive living: <ul style="list-style-type: none"> • Long-term care: 547 (14.0%) • Home care: 1,752 (45.0%) • Home care or long-term care: 2,048 (52.6%) The incidence of RSV hospitalization across all adult age groups increased over time and with increasing age. Annual incidence in 2010/2011 (1.4) vs 2018/2019 (14.6) per 100,000: <ul style="list-style-type: none"> • 18-59 y: 0.4 vs 2.8 • 60-69 y: 1.8 vs 16.5 • 70-79 y: 4.5 vs 37.1 • ≥80 y: 11.9 vs 122.5 The mean LOS for the index hospitalization was 13.5 days (SD=28.0).
De Serres et al., 2009	Prospective cohort	2003/01/10 to 2003/05/	Individuals 50 years of age and older with	Laboratory confirmed	Among 108 patients, 34 (31%) had evidence of a viral infection: 10 influenza A (9.3%), and 8 RSV (7.4%). Among the 34 patients with viral infections 29% had influenza A, 24% RSV,

(25)	study	15 and 2004/01/06 to 2004/05/05	COPD who consulted or were admitted to the hospital for an acute exacerbation of their illness <10 days after onset of symptoms.	RSV	and 21% PIV-3. Among the 8 RSV infected patients, only 2 (25%) were positive by both serology and RT-PCR, 4 were only positive by PCR and 2 were only positive by serology. During the course of their exacerbation (n=108), 12% were treated as outpatients and 88% of patients were hospitalized.
Schanzer et al., 2008 (26)	Retrospective population-based cohort study	1994/09/01 to 2000/08/01	Hospitalized adults 19 years of age and older	RSV hospitalization (ICD-9 codes)	Estimated average annual rate of admission per 100,000 attributed to RSV per 100,000: <ul style="list-style-type: none">• 20-49 y: 5-10• 50-64 y: 1-30• 65-69 y: 80• ≥65 y: 10-110• ≥20 y: 10-30
Havers et al., 2023 (27)	Population-based surveillance study	2022/07/01 to 2023/06/30	Adults 60 year of age and older hospitalized with laboratory-confirmed RSV	Laboratory-confirmed RSV hospitalization (PCR)	3,218 adults ≥60 years with RSV-associated hospitalization: <ul style="list-style-type: none">• 60-64 y: 434 (13.5%)• 65 to 74 y: 1,046 (32.5%)• ≥75 y: 1,738 (54.0%)• ≥80 y: 1,208 (37.5%) Random sample of 1,634 hospitalization had medical charts reviewed: <ul style="list-style-type: none">• 54.1% were aged ≥75 years• 290 (17.2%) were long-term care facility residents, including 175 (26.9%) of those aged ≥80 years. Almost all sampled patients (1,584; 95.5%) had at least one underlying medical condition, most commonly obesity (37.8%), COPD (33.7%), CHF (33.2%), and diabetes mellitus (32.6%); 18.6% had an immunocompromising condition.
Branche et al., 2022 (28)	Prospective population-based surveillance study	2017/10/15 to 2018/04/30, 2018/10/15 to 2019/04/30, and 2019/10/15 to 2020/03/27	Adults 18 years of age and older hospitalized with laboratory confirmed RSV infection (PCR)	Laboratory confirmed RSV hospitalization (PCR)	1,039 RSV positive hospitalization: <ul style="list-style-type: none">• 18-49 y: 148 (14%)• 50-64 y: 280 (27%)• ≥65 y: 611 (59%)• 65-74 y: 216 (21%)• 75-84 y: 209 (20%)• ≥85 y: 186 (18%)• Living in community with assistance: 378 (36%)• Living in facility: 137 (13%) Range of estimated incidence during the 3 seasons per 100,000 population: <ul style="list-style-type: none">• 18-49 y: 7.7 to 11.9• 50-64 y: 33.5 to 57.5• ≥65 y: 136.9 to 255.6• 65-74 y: 83.23 to 126.24• 75-84 y: 154.96 to 281.41• ≥85 y: 207.15 to 666.15 Estimated incidence rates for all comorbid conditions increased with increasing age. Adults with COPD had 3.2–13.4 times higher hospitalization rates than those without COPD. Adults with asthma had 2.0–3.6 times higher estimated hospitalization rates than those without asthma. Adults with diabetes had 2.4–11.4 times

					higher hospitalization rates than those without diabetes. Adults with CAD had estimated RSV hospitalization rates 3.7–7.0 times higher than those without CAD. Estimated IRRs for CHF were the largest; adults with CHF had 4.0–33.2 times higher hospitalization rates than those without CHF.
Goldman et al., 2022 (16) United States	Prospective surveillance study	2014/10/01 to 2018/04/01 and 2018/10/01 to 2019/04/01	Adults 18 years of age and older hospitalized with laboratory confirmed RSV infection	Laboratory confirmed RSV infection	403 RSV-associated hospitalizations by age: <ul style="list-style-type: none"> • 18-49 y: 62 (15.4%) • 50-64 y: 110 (27.3%) • 65-79 y: 112 (27.8%) • ≥80 y: 119 (29.5%) The most common comorbid conditions: <ul style="list-style-type: none"> • Cardiac conditions: 192 (47.6%) • Respiratory conditions: 185 (45.9%) • Diabetes: 167 (41.1%) Only 4.7% (n=19) of patients had no comorbid conditions, and 41.9% (n=169) were living independently at admission.
Zheng et al., 2022 (29) United States	Retrospective cohort study	2005/07/01 to 2014/06/01	Individuals hospitalized for respiratory illnesses (n=9,418,390)	RSV hospitalization (ICD-9 codes)	Estimated RSV hospitalizations per 100,000 people per year and income level: <ul style="list-style-type: none"> • 20-44y: Low=17, medium=13, high=9.3 • 45-64y: Low=49, medium=31, high=20 • 64-84y: Low=280, medium=190 high=130 • ≥85y: Low=960, medium=740, high=500 Estimated % (95% CrI) of respiratory hospitalizations attributable to RSV by SES and age group: <ul style="list-style-type: none"> • 20-44y: Low=1% (0-2), medium=1% (0-2), high=1% (0-2) • 45-64y: Low=1% (0-2), medium=1% (0-2), high=1% (0-2) • 65-84y: Low=2% (1-3), medium=2% (1-3), high=1% (1-2) • ≥85y: Low=4% (3-6), medium=4% (2-5), high=2% (1-3)
Walsh et al., 2022 (30) United States	Retrospective cohort study	2014/10/01 to 2016/10/21	Adults 18 years of age and older hospitalized with laboratory-confirmed RSV	Laboratory-confirmed RSV hospitalization (PCR)	379 patients hospitalized for RSV: <ul style="list-style-type: none"> • Comorbid lung disease: 129 (33.2%) • Immunocompromised: 90 (23.7%) • ≥65 y: 110 (29.0%) • <65 y: 53 (14.0%) Overall median LOS in hospital was 6.0 (IQR: 3.0–9.0) days (n = 376). Median hospital LOS was 6.0 (4.0–9.0) days for patients with comorbid lung disease, 6.0 (4.0–9.0) days for immunocompromised patients, 6.0 (3.0–8.5) days for adults ≥65y, and 5.0 (3.0–7.75) days for adults <65y. <p>The majority of patients required follow-up care, with more than 90% (68/75) of the comorbid lung disease group requiring care related to RSV infection post-discharge. Most patients required follow-up visits with healthcare providers only, while 10%–16% required skilled nursing (either at home or discharged to assisted care/nursing facility), compared with 6.7% before admission. A social worker was required to manage 24%–27% of patients in each group</p>
Wyffels et al., 2020	Retrospective cohort	2011/07/01 to 2015/06/	Adults 18 years of age and older with a	RSV associated outpatient	1,795 patients with RSV; 793 (44.2%) were hospitalized, 835 (46.5%) were outpatient visits, and 167 (9.3%) diagnosed in

(22)	study	30	medical claim for RSV diagnosis	visits (ICD-9 codes)	<p>other Medicare settings.</p> <p>Hospitalized patients at high-risk (n=756) vs non-high-risk (n=37):</p> <ul style="list-style-type: none"> <65 y: 112 (14.8%) vs 11 (29.7%) 65-74 y: 167 (22.1%) vs 8 (21.8%) 75-84 y: 222 (29.4%) vs 10 (27.0%) ≥85 y: 255 (33.7%) vs 8 (21.6%) General ward: 386 (51.1%) vs 21 (56.8%) <p>Most prevalent comorbid conditions during the baseline period among high-risk patients initially hospitalized were hypertension (76.3%), COPD (53.7%), high cholesterol (52.0%), diabetes (41.1%), CHF (41.1%), CAD (39.8%), CKD (31.0%), and previous evidence of pneumonia (42.3%).</p> <p>Among hospitalized high-risk patients, 61.7% were diagnosed in the ER setting, whereas 15.3% and 23.0% were diagnosed in a physician's office or other Medicare settings, respectively. All hospitalized non-high-risk patients were diagnosed in the ED.</p> <p>Comorbidities such as hematological malignancies (OR 5.17, 95% CI, 2.02-13.20), CKD (OR 4.37, 2.74-6.98), COPD (OR 2.12, 1.49-3.02), CHF (OR 2.06, 1.40-3.02), and stroke (OR 2.00, 1.02-3.96) as well as previous evidence of pneumonia (OR 2.79, 1.88-4.15) were significant predictors of hospitalization, after adjusting for other covariates. Other significant predictors of hospitalization included older age (OR, 95% CI; 75-84y=1.73, 1.15-2.60 and ≥85y=2.53, 1.67-3.84) and healthcare resource use during the baseline period.</p>
Belongia et al., 2018 (11)	Prospective cohort study	2004/2005 to 2015/2016 influenza seasons	Adults 60 years of age and older seeking outpatient care for ARI	Laboratory confirmed RSV infection (PCR)	<p>Of 243 RSV-positive cases, 29 (12%) were admitted to hospital. Preexisting conditions were common among hospitalized patients with RSV, including COPD (n=9, 31%), CHF (n=8, 28%), asthma (n=8, 28%), and diabetes (n=9, 31%).</p> <p>The mean (SD) duration of hospital admission was 3.5 (2.5) days.</p>
Falsey et al., 2014 (23)	Laboratory-based, epidemiological study in samples collected during the first surveillance year of the INFLUENZA E65 clinical trial (Phase III randomized, controlled study)	2008/11/15 to 2009/04/30	Adults 65 years of age and older	Symptomatic laboratory confirmed RSV infection	<p>Hospitalization occurred in 19.5% (8/41) of RSV positive episodes and in 10.9% (56/515) of RSV negative episodes. There was no significant association between hospitalization status and RSV detection.</p> <p>Hospitalization among RSV-positive moderate-to-severe ILI episodes (8/41 [19.5%]) was about 2-fold more common than hospitalization among episodes positive for any other virus (24/279 [8.6%]) and 5-fold more common compared to influenza A (4/104 [3.8%]), respectively.</p>

(Taiwan)					
Sundaram et al., 2014 (24) United States	Prospective cohort study	Influenza epidemic seasons from 2004/2005 to 2009/2010	Community-dwelling adults 50 years of age and older with medically attended ARI	Laboratory confirmed RSV infection (PCR)	Hospital admission occurred within 30 days after illness onset in 14 of 199 (7%) patients with RSV, 48 of 391 (12%) with influenza, and 202 of 1630 (12%) with neither virus. The unadjusted odds ratio for hospital admission among patients with RSV vs influenza was 0.54 (95% CI, 0.29-1.01; p=0.06). RSV positive (n=204) vs RSV negative (n=2,021) <ul style="list-style-type: none"> Hospitalized: 17 (8.3%) vs 250 (12.4%)
Falsey et al., 2005 (18) United States	Prospective cohort study	Four winter seasons (November 15 through April 15) between late 1999 and early 2003	Community-dwelling older people (≥65 years without underlying illnesses) High-risk adults (≥21 years with physician-diagnosed CHF or chronic pulmonary disease) Persons hospitalized with acute cardiopulmonary conditions	Laboratory confirmed RSV infection (PCR)	In the cohort of hospitalized patients, 142/1,388 (10.2%) had RSV infections and 170/1,388 (12.2%) were positive for influenza. RSV infection in healthy elderly patient (n=46) vs high-risk patient (n=56) cohorts: <ul style="list-style-type: none"> Hospitalization: 0 vs 9 (16%) Illnesses in RSV hospitalized patient cohort (n=132): <ul style="list-style-type: none"> Any cardiac disease: 71 (54%) Congestive heart failure: 39 (30%) Any lung disease: 77 (58%) Any heart or lung disease: 106 (80%) Diabetes mellitus: 35 (27%) Residence in LTFC: 16 (12%) Higher level of care at discharge than at admission: 7 (5%)
Ellis et al., 2003 (31) United States	Retrospective cohort study	1995/08/01 to 1999/07/31	Adults 65 years of age and older who are nursing home residents	RSV hospitalization (ICD-9 codes)	Residents in Tennessee's 381 nursing homes contributed 81,885 person-years of follow-up during the 4 study years. 1,105 RSV and 235 influenza culture or antigen-positive tests were detected. Estimated annual RSV vs influenza-attributable cardiopulmonary hospitalizations per 1,000 person-years (95% CI): <ul style="list-style-type: none"> No high risk: 6.0 (1.9-10.0) vs 6.6 (4.1-9.2) High risk: 11.4 (3.5-19.3) vs 28.1 (23.4-32.9)
ICU admission associated with RSV infection					
Nguyen-Van-Tam et al., 2022 (7) Developed countries	Systematic review and meta-analysis	Studies published between 2000/01/01 and 2019/12/10 (n=103)	Adults 60 years of age and older or adults 18 years of age and older considered at high risk of complications	Symptomatic laboratory-confirmed RSV infection	In adults ≥60 years, 5.01% (95% CI, 0.47 to 37.36%) were admitted to the ICU (3 studies). Among all high-risk RSV-positive patients, 26.74% (95% CI, 20.40 to 34.22%) were admitted to the ICU (14 studies). Among all RSV-positive immunodeficient patients, 20.62% (95% CI, 2.22 to 74.82%) had a respiratory failure (3 studies), 24.09% (95% CI, 16.35 to 34.01%) were admitted to the ICU (10 studies), and 13.65% (95% CI, 7.87 to 22.63%) required ventilatory support (5 studies). Older adults with RSV infection vs. high-risk adults with RSV infection: <ul style="list-style-type: none"> Required oxygen use: 13.64 to 14.81% (n=2) vs. 23.81 to 50.00% (n=3)

					<ul style="list-style-type: none"> Discharged to care: <1% (n=1) vs. 4.17 to 17.29% (n=1)
Colosia et al., 2017 (14) United States	Systematic review	Studies published between 2000/01/01 and 2016/03/11 (n=22)	Adults 50 years of age and older	Laboratory confirmed RSV infection	<p>Hospitalizations for RSV in older adults typically lasted 3 to 6 days, with substantial proportions requiring intensive care unit admission and mechanical ventilation.</p> <p>In five studies, 10-31% of RSV-positive hospitalized older adults were admitted to the intensive care unit.</p>
ElSherif et al., 2023 (2) Canada	Prospective population-based surveillance study	2012/2013 to 2014/2015 influenza seasons	Adults 50 years of age and older hospitalized with ARI	Laboratory confirmed RSV (PCR)	<p>Of 7797 tests performed, RSV was detected in 371 (4.8%).</p> <p>Of the RSV cases (n=328, as coinfection with another respiratory virus was observed in 43 cases), 13.7% required ICU admission and 6.4% required mechanical ventilation, similar to influenza.</p> <p>RSV cases were less likely than influenza cases to have complications, but when they occurred, the complications were like those seen with influenza.</p> <p>When the 43 RSV cases coinfecting with other respiratory viruses were included, there was a trend toward more serious outcomes with increased proportions of individuals requiring mechanical ventilation and mortality both at 7%.</p>
Mac et al., 2023 (12) Ontario, Canada	Population-based retrospective cohort study	2010/09/01 to 2019/08/31	Adults 18 years of age and older with RSV-associated hospitalization	RSV hospitalization (ICD-10 codes)	<p>The mean LOS for the index hospitalization was 13.5 days (SD=28.0) and 20.4% of patients with RSV hospitalization required ICU services during their hospitalization.</p>
Mulpuru et al., 2022 (15) Canada	National multicenter prospective cohort study	Four winter seasons (November 1 st to April 30 th) between 2011 and 2015	Adults 50 years of age and older hospitalized with ARI and with an history of COPD	Laboratory confirmed RSV infection	<p>4,755 patients were admitted to hospital with an ARI and COPD, 3,931 (82.7%) NP swab tests. 1,122/3,931 (28.5%) patients tested positive for a respiratory virus.</p> <ul style="list-style-type: none"> Influenza A and B: 696/3931 (17.7%) RSV A and B: 145/3931 (3.7%) <p>N RSV hospitalization, % (n=145):</p> <ul style="list-style-type: none"> ICU admission: 26 (17.9%) Mechanically ventilated: 13 (9.0%) Use of non-invasive ventilation: 30 (23.6%) <p>RSV vs influenza infection, adjusted OR (95% CI):</p> <ul style="list-style-type: none"> ICU admission: 1.09 (0.67-1.78) Mechanically ventilation: 0.88 (0.47-1.67) Use of non-invasive ventilation: 3.05 (1.82-5.11)
Havers et al., 2023 (27) United States	Population-based surveillance study	2022/07/01 to 2023/06/30	Adults 60 year of age and older hospitalized with laboratory-confirmed RSV	Laboratory-confirmed RSV hospitalization (PCR)	<p>A substantial proportion (n=332/1,634, 18.5%; 95% CI: 15.9%–21.2%) of patients had at least one severe outcome, including 297 (17.0%) who required ICU admission and 94 (4.8%) who required mechanical ventilation</p> <p>The following underlying conditions were significantly more prevalent in patients with severe outcomes than in those without severe outcomes: COPD (40.0% vs 32.0%; p = 0.047), other chronic lung diseases excluding COPD and asthma (9.1% vs 4.4%; p = 0.04), and CHF (41.2% vs 31.4%; p = 0.01).</p>
Goldman et	Prospective	2014/10/	Adults 18 years	Severe	403 RSV-associated hospitalizations by age and n (%) with

al., 2022 (16)	surveillance study	01 to 2018/04/01 and 2018/10/01 to 2019/04/01	of age and older hospitalized with laboratory confirmed RSV infection	clinical outcomes defined as ICU admission, receiving mechanical ventilation and/or dying during the RSV-associated hospitalization	<p>severe clinical outcomes:</p> <ul style="list-style-type: none"> • 18-49 y: 62 (15.4%) and 15 (19.5%) • 50-64 y: 110 (27.3%) and 14 (18.2%) • 65-79 y: 112 (27.8%) and 24 (31.2%) • ≥80 y: 119 (29.5%) and 24 (31.2%) <p>Overall, 77/403 (19.1%) had severe clinical outcomes; 66 (16.4%) were admitted to an ICU and 50 (12.4%) received mechanical ventilation. The median length of ICU stay was 7 days (IQR, 3.5-12.0) and the median duration of mechanical ventilation was 3.0 days (IQR, 2.0-9.5).</p> <p>The most common comorbid conditions and n (%) with severe clinical outcomes:</p> <ul style="list-style-type: none"> • Cardiac conditions: 192 (47.6%) and 33 (42.9%) • Respiratory conditions: 185 (45.9%) and 38 (49.4%) • Diabetes: 167 (41.1%) and 34 (44.2%) <p>Patients who resided in LTCF or other chronic care facilities had a 4.43 (95% CI 2.23-8.82) times higher likelihood of severe clinical outcomes compared to patients who had other living situations at admission.</p> <p>Patients who lived in a facility and returned to a facility (Level 3, n = 30) were 4.92 times more likely to have had severe clinical outcomes than to not have them. Severe outcomes were significantly more likely to have occurred (than to not have occurred) among patients whose level of care increased at discharge, especially among patients whose care increased from Level 1 to Level 3 (OR = 5.41) or from Level 2 to Level 3 (OR = 3.17).</p>
Walsh et al., 2022 (30)	Retrospective cohort study	2014/10/01 to 2016/10/21	Adults 18 years of age and older hospitalized with laboratory-confirmed RSV	Laboratory-confirmed RSV hospitalization (PCR)	<p>A total of 108/379 (28%) patients were admitted to the ICU, the most common reasons being respiratory difficulty, abnormal respiratory rate, or low blood oxygen level.</p> <p>There was no significant difference in rates of ICU admission between risk groups:</p> <ul style="list-style-type: none"> • Comorbid lung disease: 35/126 (28%) • Immunocompromised: 32/90 (36%) • ≥65 y: 29/109 (26%) <p><65 y: 12/52 (23%)</p> <p>Rates of ICU admission were 6% (6/104), 25% (52/210), and 81% (50/62) in patients with mild, moderate, and severe infection, respectively.</p> <p>The overall median ICU LOS was 3.0 days (IQR 2.0–6.0).</p> <p>A significantly greater proportion of patients with comorbid lung disease had an ICU stay over 3 days than older adults.</p>
Tseng et al., 2020 (32)	Retrospective cohort study	2011/01/11 to 2015/06/30	Adults 60 years of age and older hospitalized with laboratory confirmed RSV infection	Hospitalization with RSV infection	<p>664 RSV hospitalization:</p> <ul style="list-style-type: none"> • 60-64 y: 58 (8.7%) • 65-74 y: 180 (27.1%) • 75-84 y: 228 (34.3%) • ≥85 y: 198 (29.8%) <p>Approximately 21.4% (23.1% vs 20.4% aged 60–74 vs ≥75 years) required ventilator support during hospitalization (median 4 days), 17.9% (18.9% vs 17.4%) were admitted into</p>

					the ICU (median stay of 4 days).
Wyffels et al., 2020 (22) United States	Retrospective cohort study	2011/07/01 to 2015/06/30	Adults 18 years of age and older with a medical claim for RSV diagnosis	RSV associated outpatient visits (ICD-9 codes)	Hospitalized patients at high-risk (n=756) vs non-high-risk (n=37): <ul style="list-style-type: none"> ICU: 302 (40.0%) vs 10 (27.0%) Mechanical ventilation: 104 (13.8%) vs 3 (8.1%) Oxygen use: 118 (15.6%) vs 3 (8.1%)
Falsey et al., 2005 (18) United States	Prospective cohort study	Four winter seasons (November 15 through April 15) between late 1999 and early 2023	Community-dwelling older people (≥65 years without underlying illnesses) High-risk adults (≥21 years with physician-diagnosed CHF or chronic pulmonary disease) Persons hospitalized with acute cardiopulmonary conditions	Laboratory confirmed RSV infection (PCR)	Illnesses in RSV hospitalized patients (n=132): <ul style="list-style-type: none"> Admission to ICU: 20 (15%) Use of mechanical ventilation: 17 (13%)
Death associated with RSV infection					
Savic et al., 2023 (20) High-income Countries (Canada, US, Europe, Japan, and South Korea)	Systematic review and meta-analysis	Studies published between 2000/01/01 and 2021/11/03 (n=21)	Adults 60 years of age and older	RSV infection confirmed by PCR or fourfold or greater seroconversion	Based on 8 studies, the in-hospital case fatality rate among RSV-associated ARI in adults ≥60 years was estimated to be 7.13% (95% CI, 5.40 to 9.36, range 2.33 to 13.64).
Nguyen-Van-Tam et al., 2022 (7) Developed countries	Systematic review and meta-analysis	Studies published between 2000/01/01 and 2019/12/10 (n=103)	Adults 60 years of age and older or adults 18 years of age and older considered at high risk of complications	Symptomatic laboratory-confirmed RSV infection	The overall RSV infection CFP among adults ≥60 years was 8.18% (95% CI, 5.54 to 11.94%, n=5 studies). The overall RSV infection CFP was 9.88% (95% CI, 6.66 to 14.43%) among high-risk adults ≥18 years (29 studies). <ul style="list-style-type: none"> Cardiopulmonary disease (n=6): 10.08% (95% CI, 6.45 to 17.55%) Immunodeficient patients (n=18): 9.27% (95% CI, 5.42 to 15.39%) Europe: 13.00% (95% CI, 9.16 to 18.12%) North America: 7.73% (95% CI, 4.18 to 13.88%)
Shi et al., 2022 (21)	Systematic review and meta-analysis	Studies published between	Adults 18 years of age and older with	Laboratory confirmed RSV	Based on 8 studies, the overall in-hospital case fatality rate was 11.0% (95% CI, 6.8 to 17.9) in adults with any comorbidity

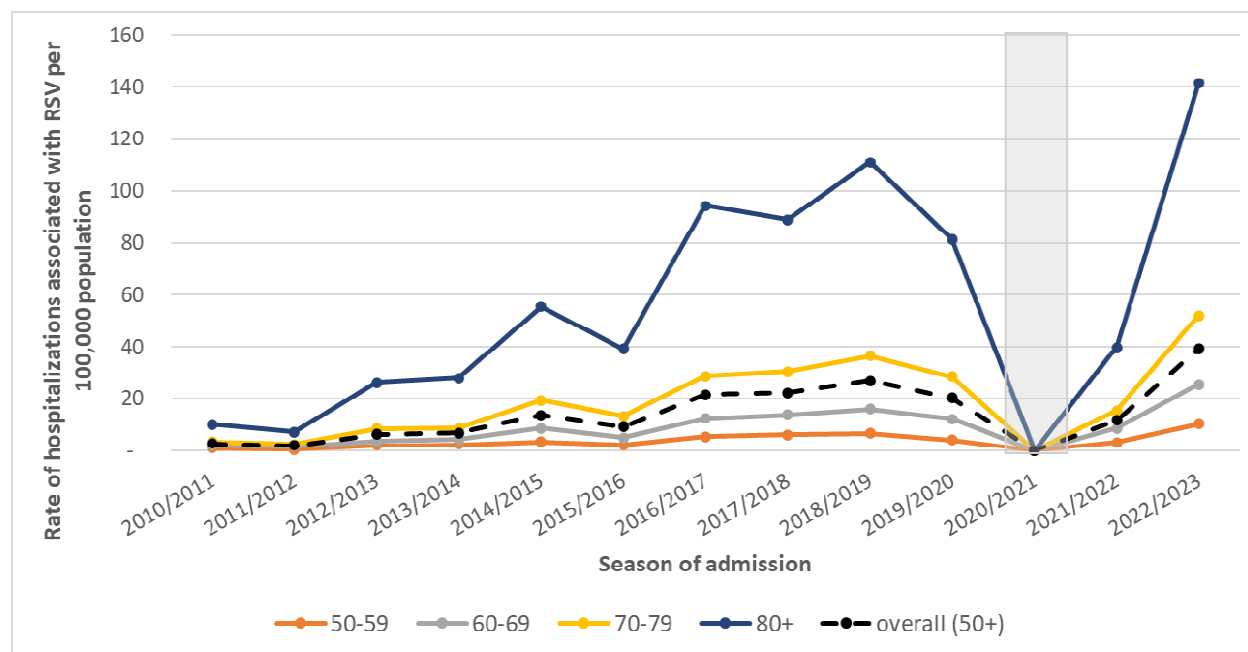
Industrialized countries (n=18) and developing countries (n=2)	analysis	1996/01 and 2020/03 (n=20)	underlying medical conditions	infection	(i.e., HIV, CHF, COPD, and immunocompromised status). Based on 6 studies from industrialized countries, the in-hospital case fatality rate was 11.7% (95% CI, 5.8 to 23.4) in adults with any comorbidity.
Shi et al., 2020 (1) Industrialized and developing countries	Systematic review and meta-analysis	Studies published between 1996/01/01 and 2018/04/01 (n=44)	Adults 65 years of age and older	Laboratory confirmed RSV infection	Based on 14 studies in older adults, the in-hospital case fatality rate in industrialized countries was 1.6% (95% CI, 0.7 to 3.8) and in developing countries was 9.1% (95% CI, 2.6 to 31.8). Based on 7 studies in adults 50 to 64 years, the in-hospital case fatality rate in industrialized countries was 1.4% (95% CI, 0.5 to 3.6, n=3 studies) and in developing countries was 2.5% (95% CI, 0.6 to 9.9, n=4 studies). Higher for those ≥65 years than those aged 50-64 years. The overall number of in-hospital deaths in older adults was 14,100 (UR 4,800-50,500) in 2015. Number of deaths per 1,000 persons-year (95% CI): <ul style="list-style-type: none">• Overall: 14.1 (4.8 to 50.5)• Developing countries: 10.1 (2.1 to 45.5)• Industrialized countries: 3.3 (1.0 to 10.8)
Colosia et al., 2017 (14) United States	Systematic review	Studies published between 2000/01/01 and 2016/03/11 (n=22)	Adults 50 years of age and older	Laboratory confirmed RSV infection	Among older adults hospitalized with RSV, the mortality rate was 6 to 8%.
ElSherif et al., 2023 (2) Canada	Prospective population-based surveillance study	2012/2013 to 2014/2015 influenza seasons	Adults 50 years of age and older hospitalized with ARI	Laboratory confirmed RSV (PCR)	Mortality at 30 days in RSV cases was 6.1% compared to 8.7% in influenza A and 9.1% in influenza B. In a multivariable regression analysis model, adults aged ≥75 years with RSV were more likely to succumb to their illness than RSV-negative comparators in the same age group (OR of 3.71, 95% CI: 1.08 to 12.75).
Mac et al., 2023 (12) Ontario, Canada	Population-based retrospective cohort study	2010/09/01 to 2019/08/31	Adults 18 years of age and older with RSV-associated hospitalization	RSV hospitalization (ICD-10 codes)	Observed all-cause mortality rate of patients with RSV hospitalization within 30 days of hospitalization: <ul style="list-style-type: none">• 18-59 y: 5.8%• 60-69 y: 7.6%• 70-79 y: 8.1%• ≥80 y: 14.0%• Overall: 10%
Hamilton et al., 2022 (17) Ontario,	Retrospective cohort study	From November to April of each respiratory virus season between	Individuals hospitalized with influenza, RSV or SARS-CoV-2	30-day all-cause mortality following hospital admission with influenza,	24,345 RSV hospitalizations & 697 deaths. N Hospitalization (%) & N Death (%) by age: <ul style="list-style-type: none">• 20-49 y: 421 (1.7%) & 19 (2.7%)• 50-64 y: 969 (4.0%) & 59 (8.5%)• 65-74 y: 1,298 (5.3%) & 88 (12.6%)• 75-84 y: 1,837 (7.5%) & 190 (27.3%)

Canada		2010-2011 to 2018-2019		RSV, or SARS-CoV-2 (ICD-10)	<ul style="list-style-type: none"> • ≥85 y: 2,106 (8.7%) & 314 (45.1%) <p>Crude 30-day all-cause mortality rates:</p> <ul style="list-style-type: none"> • Influenza: 7.0% • RSV: 2.9%
Mulpuru et al., 2022 (15) Canada	National multicenter prospective cohort study	Four winter seasons (November 1 st to April 30 th) between 2011 and 2015	Adults 50 years of age and older hospitalized with ARI and with an history of COPD	Laboratory confirmed RSV infection	<p>30-day mortality following RSV hospitalization: 4/145 (2.8%)</p> <p>RSV vs influenza infection, adjusted OR (95% CI):</p> <ul style="list-style-type: none"> • 30-day mortality: 0.24 (0.07-0.81)
Havers et al., 2023 (27) United States	Population-based surveillance study	2022/07/01 to 2023/06/30	Adults 60 year of age and older hospitalized with laboratory-confirmed RSV	Laboratory-confirmed RSV hospitalization (PCR)	<p>A substantial proportion (n=332/1,634, 18.5%; 95% CI = 15.9%–21.2%) of patients had at least one severe outcome, including 98 (4.7%) who died while hospitalized.</p> <p>The following underlying conditions were significantly more prevalent in patients with severe outcomes than in those without severe outcomes: COPD (40.0% versus 32.0%; p = 0.047), other chronic lung diseases excluding COPD and asthma (9.1% versus 4.4%; p = 0.04), and CHF (41.2% versus 31.4%; p = 0.01).</p>
Goldman et al., 2022 (16) United States	Prospective surveillance study	2014/10/01 to 2018/04/01 and 2018/10/01 to 2019/04/01	Adults 18 years of age and older with laboratory confirmed RSV infection	Severe clinical outcomes defined as ICU admissions, receiving mechanical ventilation, and/or dying during the RSV-associated hospitalization	<p>Of 403 patients with RSV hospitalizations, 27 (6.7%) died during hospitalization.</p>
Walsh et al., 2022 (30) United States	Retrospective cohort study	2014/10/01 to 2016/10/21	Adults 18 years of age and older hospitalized with laboratory-confirmed RSV	Laboratory-confirmed RSV hospitalization (PCR)	<p>In-hospital mortality rates were low: 1/74 (1.4%) of patients with comorbid lung disease, 2/41(4.9%) of immunocompromised patients, 1/62 (1.6%) of older adults, and 1/23 (4.3%) of other adults.</p> <p>Of patients hospitalized with RSV, the majority were alive after 60 days; 70/72 (97%) of patients with comorbid lung disease, 39/41 (95%) of immunocompromised, 60/62 (97%) of older adults, and 22/23 (96%) of other adults.</p>
Tseng et al., 2020 (32) United States	Retrospective cohort study	2011/01/11 to 2015/06/30	Adults 60 years of age and older hospitalized with laboratory confirmed RSV infection	Hospitalization with RSV infection	<p>The mortality during hospitalization was 5.6% overall (4.6% vs 6.1% aged 60–74 vs ≥75 years).</p> <p>Overall, the cumulative mortality within 30 days, 3 months, 6 months, and 12 months of admission was 8.6%, 12.3%, 17.2%, and 25.8%.</p> <p>Variables independently associated with increased short-term mortality included having 2 or more hospitalizations in the 6</p>

					<p>months prior to RSV hospitalization, tachypnea (aHR, 5.28; 95% CI: 1.23–22.60 for very severe tachypnea vs no tachypnea), altered level of consciousness, lymphoma in 12 months prior to admission, community-acquired pneumonia during hospitalization (aHR, 2.98; 95% CI: 1.55–5.74), acute renal failure during hospitalization (aHR, 2.62; 95% CI: 1.57–4.38), atrial fibrillation during hospitalization (aHR, 1.66; 95% CI: 1.01–2.71), and neurovascular complication during hospitalization (aHR, 6.28; 95% CI: 2.17–18.2).</p> <p>Variables independently associated with increased mid- to long-term mortality included advanced age, having any hospitalizations in the 6 months prior to RSV hospitalization, weakness, lymphoma, dementia, end-stage renal disease in 12 months prior to admission, or exacerbation of CHF during hospitalization (aHR, 1.86; 95% CI: 1.11–3.13).</p>
Wyffels et al., 2020 (22)	Retrospective cohort study	2011/07/01 to 2015/06/30	Adults 18 years of age and older with a medical claim for RSV diagnosis	RSV associated outpatient visits (ICD-9 codes)	Deaths during inpatient stay (hospitalization) within 30 days of RSV diagnosis occurred among 4.2% of the high-risk hospitalized patients and 0% among hospitalized non-high-risk patients.
Falsey et al., 2005 (18)	Prospective cohort study	Four winter seasons (November 15 through April 15) between late 1999 and early 2023	<p>Community-dwelling older people (≥65 years without underlying illnesses)</p> <p>High-risk adults (≥21 years with physician-diagnosed CHF or chronic pulmonary disease)</p> <p>Persons hospitalized with acute cardiopulmonary conditions</p>	Laboratory confirmed RSV infection (PCR)	<p>RSV infection in healthy elderly patient (n=46) vs high-risk patients (n=56):</p> <ul style="list-style-type: none"> • Death: 0 vs 2 (4%) <p>Illnesses in RSV hospitalized patients (n=132):</p> <ul style="list-style-type: none"> • Death: 10 (8%) <p>Mortality among patients with RSV infection was higher in the group admitted from LTCF (38%) than in group admitted from the community (3%, p<0.001).</p>
Ellis et al., 2003 (31)	Retrospective cohort study	1995/08/01 to 1999/07/31	Adults 65 years of age and older who are nursing home residents	<p>RSV hospitalization (ICD-9 codes)</p> <p>Death obtained from linkage to death certificates</p>	<p>Estimated annual RSV vs influenza-attributable deaths per 1,000 person-years (95% CI):</p> <ul style="list-style-type: none"> • No high risk: 16.3 (10.7-22.0) vs 6.2 (2.7-9.8) • High risk: 17.3 (11.5-23.3) vs 14.5 (11.0-18.1)

Abbreviations: aHR, adjusted hazard ratio; ARI, acute respiratory infection; CAD, coronary artery disease; CFP, case fatality proportion; CHF, congestive heart failure; CI, confidence interval; CKD, chronic kidney disease; COPD, chronic obstructive pulmonary disease; CrI, credible interval; ED, emergency department; HIV, human immunodeficiency virus; ILI, influenza-like illness; IQR, interquartile range; IRR, incidence rate ratio; LOS, length of stay; LTCF, long-term care facility; LRTD, lower respiratory tract disease; OR, odds ratio; RSV, respiratory syncytial virus; PCR, polymerase chain reaction; PIV-3, parainfluenza 1-3; SD, standard deviation; UR, uncertainty range; y, years.

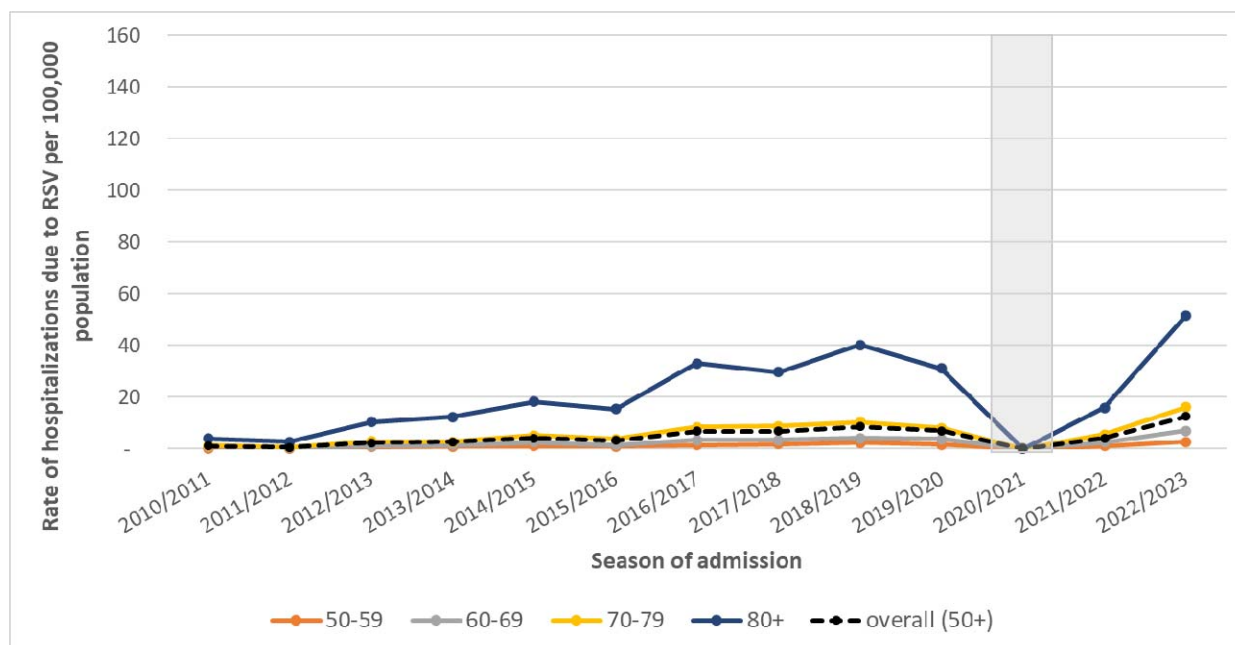
Figure 2: A) Rate of hospitalizations associated with^a RSV, by age group (years), seasons 2010-2011 to 2019-2020 and 2021-2022 to 2022-2023, Canada (excluding Quebec), Canadian Discharge Abstract Database



The shaded area represents the 2020-2021 season where RSV hospitalizations were low due to public health measures enacted during the COVID-19 pandemic. The 2020-2021 season was excluded from other analyses.

^aHospitalizations associated with RSV were identified using ICD-10 codes J12.1, J20.5, J21.0 or B97.4 found anywhere from diagnosis 1 through 25.

Figure 2: B) Rate of hospitalizations due to^b RSV, by age group (years), seasons 2010-2011 to 2019-2020 and 2021-2022 to 2022-2023, Canada (excluding Quebec), Canadian Discharge Abstract Database



^bHospitalizations due to RSV were identified using ICD-10 codes J12.1, J20.5, J21.0 or B97.4 recorded as diagnosis 1.

Table 2: Total hospitalizations, ICU admissions and in-hospital deaths associated with and due to RSV, adults aged 50 years of age and older, seasons 2010-2011 to 2019-2020 and 2021-2022 to 2022-2023, Canada (excluding Quebec), Canadian Discharge Abstract Database

Season	Hospitalizations		Rate of hospitalizations per 100,000 population		ICU Admissions		In-hospital deaths	
	Associated with RSV ^a	Due to RSV ^b	Associated with RSV ^a	Due to RSV ^b	Associated with RSV ^a	Due to RSV ^b	Associated with RSV ^a	Due to RSV ^b
2010/2011	238	90	3	1	51	13	28	11
2011/2012	179	53	2	1	41	4	19	1
2012/2013	591	211	6	2	113	30	49	13
2013/2014	663	251	7	3	149	38	59	20
2014/2015	1,342	402	14	4	247	42	120	20
2015/2016	921	317	9	3	177	43	77	23
2016/2017	2,225	695	22	7	393	85	190	49
2017/2018	2,338	706	22	7	374	69	205	45
2018/2019	2,891	928	27	9	482	90	232	52
2019/2020	2,213	753	20	7	333	70	193	48
2021/2022	1,330	469	12	4	188	40	118	34
2022/2023	4,505	1,439	39	13	636	118	378	81
Total	19,436	6,314	-	-	3,184	642	1,668	397
Average/season	1,620	526	16	5	265	54	139	33

^aHospitalizations associated with RSV were identified using ICD-10 codes J12.1, J20.5, J21.0 or B97.4 found anywhere from diagnosis 1 through 25.

^bHospitalizations due to RSV were identified using ICD-10 codes J12.1, J20.5, J21.0 or B97.4 recorded as diagnosis 1.

Table 3: Number and percent hospitalizations associated with RSV with risk factor of interest, adults aged 18 years of age and older, seasons 2010-2011 to 2019-2020 and 2021-2022 to 2022-2023, Canada (excluding Quebec), Canadian Discharge Abstract Database

Risk Factor of Interest	Number of Hospitalizations ^a	Percentage (%) ^b
Chronic obstructive pulmonary disease	6,360	30.0
Diabetes	6,276	29.6
Cardiovascular Disease	4,965	23.4
Immunosuppressive Conditions	3,564	16.8
Respiratory tract infection	3,344	15.8
Chronic Kidney Disease	1,336	6.3
Total number of hospitalizations associated with RSV ^c	21,258	
Total Number of risk factors of interest		
At least 1	16,250	76.4
2 or more	7,345	34.6
3 or more	1,928	9.1
4 or more	297	1.4

^aNumber of hospitalizations by risk factor will not equal 21,258 hospitalizations as one patient may have multiple risk factors and the occurrence of each risk factor was considered mutually exclusive

^bPercentage of hospitalizations will exceed 100% as one patient may have multiple risk factors and the occurrence of each risk factor was considered mutually exclusive

^cHospitalizations associated with RSV were identified using ICD-10 codes J12.1, J20.5, J21.0 or B97.4 found anywhere from diagnosis 1 through 25.

Table 4 : Number and rate of ICU admissions associated with and due to RSV, percentage of RSV hospitalizations resulting in an ICU admission, by age group, seasons 2010-2011 to 2019-2020 and 2021-2022 to 2022-2023, Canada (excluding Quebec), Canadian Discharge Abstract Database

Age Group	Among hospitalizations associated with RSV ^a			Among hospitalizations due to RSV ^b		
	Number of ICU admissions	Rate per 100,000 population ^c	% of hospitalizations requiring ICU	Number of ICU admissions	Rate per 100,000 population ^c	% of hospitalizations requiring ICU
50-59	504	1.1	26	101	0.2	17
60-69	896	2.4	23	155	0.4	14
70-79	969	4.3	19	174	0.8	12
80+	815	6.0	9	212	1.5	7
Total^d	3,184	2.6	16%	642	0.5	10%

^aHospitalizations associated with RSV were identified using ICD-10 codes J12.1, J20.5, J21.0 or B97.4 found anywhere from diagnosis 1 through 25.

^bHospitalizations due to RSV were identified using ICD-10 codes J12.1, J20.5, J21.0 or B97.4 recorded as diagnosis 1.

^cAggregated rate by age group was calculated by averaging the number of ICU by age group, by season and dividing by the average population of that age group across the study period

^dTotal column values were calculated by aggregating ICU across all seasons in the study period. The average population of each season during the study was used to calculate rates

Table 5 : Number and rate of in-hospital deaths associated with and due to RSV, case fatality rate (CFR), by age group, seasons 2010-2011 to 2019-2020 and 2021-2022 to 2022-2023, Canada (excluding Quebec), Canadian Discharge Abstract Database

Age Group	Among hospitalizations associated with RSV ^a			Among hospitalizations due to RSV ^b		
	Number of in-hospital deaths	Rate per 100,000 population ^c	CFR (%)	Number of in-hospital deaths	Rate per 100,000 population ^c	CFR (%)
50-59	110	0.2	6	18	0.0	3
60-69	244	0.6	6	44	0.1	4
70-79	390	1.7	8	72	0.3	5
80+	924	6.7	11	263	1.9	8
Total^d	1668	1.4	9	397	0.3	6

^aHospitalizations associated with RSV were identified using ICD-10 codes J12.1, J20.5, J21.0 or B97.4 found anywhere from diagnosis 1 through 25.

^bHospitalizations due to RSV were identified using ICD-10 codes J12.1, J20.5, J21.0 or B97.4 recorded as diagnosis 1.

^cAggregated rate by age group was calculated by averaging the number of deaths by age group, by season and dividing by the average population of that age group across the study period

^dTotal column values were calculated by aggregating deaths across all seasons in the study period. The average population of each season during the study was used to calculate rates.