

Health-related quality of life in children and adolescents born very preterm and its correlates (97 characters max)

Sarah R Haile^a, Gabriela P Peralta^{b,c,d}, Mark Adams^e, Ajay N Bharadwaj^{a,f}, Dirk Bassler^e, Alexander Moeller^g, Giancarlo Natalucci^{g,h}, Thomas Radtke^a, Susi Kriemler^a

Affiliations: ^a Epidemiology, Biostatistics and Prevention Institute (EBPI), University of Zurich, Zurich, Switzerland; ^b ISGlobal, Barcelona, Spain; ^c Universitat Pompeu Fabra (UPF), Barcelona, Spain; ^d CIBER Epidemiología y Salud Pública (CIBERESP), Madrid, Spain; ^e Newborn Research, Department of Neonatology, University of Zurich and University Hospital Zurich, Zurich, Switzerland; ^f Department of Health Sciences and Technology, Swiss Federal Institute of Technology Zurich, Zurich, Switzerland; ^g Department of Respiratory Medicine and Childhood Research Center, University Children's Hospital Zurich, Zurich, Switzerland; ^h Larsson-Rosenquist Centre for Neurodevelopment, Growth and Nutrition of the Newborn, Department of Neonatology, University of Zurich and University Hospital Zurich, Zurich, Switzerland;

Address correspondence to: Susi Kriemler, Epidemiology, Biostatistics and Prevention Institute (EBPI), University of Zurich, Hirschengraben 84, 8001 Zurich, Switzerland [susi.kriemler@uzh.ch].

Short title (55 characters max): Health-related quality of life in preterm born children

Funding/Support: The FLiP study received funding from LUNGE ZÜRICH (#2020–06). Giancarlo Natalucci received funding from the Family Larsson-Rosenquist Foundation. We also acknowledge the support of the European Respiratory Society Fellowship Long-Term Research Fellowship 2020 (for Gabriela P Peralta). Ciao Corona is part of Corona Immunitas research network, coordinated by the Swiss School of Public Health (SSPH+), and funded by fundraising of SSPH+ that includes funds of the Swiss Federal Office of Public Health and private funders (ethical guidelines for funding stated by SSPH+ will be respected), by funds of the Cantons of Switzerland (Vaud, Zurich, and Basel) and by institutional funds of the Universities. Additional funding, specific to Ciao Corona, was received from the University of Zurich Foundation.

Role of Funder/Sponsor (if any): The funding sources had no role in the design and conduct of the study; collection, management, analysis, and interpretation of the data; preparation, review, or approval of the manuscript; and decision to submit the manuscript for publication.

Clinical Trial Registration (if any): Ciao Corona was registered at ClinicalTrials.gov: NCT04448717.

Data Sharing Statement: Deidentified individual participant data (including data dictionaries) will be made available, in addition to study protocols, the statistical analysis plan, and the informed consent form. The data will be made available upon publication to researchers who

provide a methodologically sound proposal for use in achieving the goals of the approved proposal. Proposals should be submitted to Susi Kriemler (susi.kriemlerwiget@uzh.ch).

Abbreviations: FLiP (“Frühgeborenen Lungen Projekt” / Premature Infant Lung Project), HRQOL (health-related quality of life), SES (Socio-economic status)

Contributors Statement:

Dr Sarah R Haile conceptualized and designed the study, conducted the statistical analysis, drafted the initial manuscript, and critically reviewed and revised the manuscript.

Dr Gabriela P Peralta acquired funding, collected and cleaned the data and critically reviewed and revised the manuscript.

Dr sc nat Mark Adams, Prof Dr med Dirk Bassler, Prof Dr med Alexander Moeller, and Prof Dr med Giancarlo Natalucci acquired funding, collected data and critically reviewed and revised the manuscript.

Ajay N Bharadwaj collected data and critically reviewed and revised the manuscript.

Dr phil Thomas Radtke acquired funding, conceptualized and designed the study, and critically reviewed and revised the manuscript for important intellectual content.

Prof Dr med Susi Kriemler acquired funding, conceptualized and designed the study, coordinated and supervised data collection, and critically reviewed and revised the manuscript for important intellectual content.

All authors approved the final manuscript as submitted and agree to be accountable for all aspects of the work.

Abstract

Objectives We aimed to assess health-related quality of life (HRQOL) in a cohort of very preterm born children and adolescents (aged 5-16), and to compare it with their fullterm born siblings and the general population. We also explored correlates of HRQOL among the very preterm born.

Methods Cross-sectional survey. Primary outcome was KINDL total score (0 worst - 100 best). Linear mixed models accounted for family unit. Secondary analysis compared very preterm born children to another cohort of healthy children from the same time period. A classification tree analysis explored potential correlates of HRQOL.

Results On average, preterm children had a 2.1 point lower KINDL total score than fullterm sibling controls (95% CI -3.6 to -0.6). Compared to population controls, very preterm born children had a 1.4 point higher KINDL score (0.2 to 2.5). Chronic health conditions, age, and respiratory symptoms affecting daily life were key correlates of HRQOL among very preterm born children.

Conclusions Very preterm birth in children and adolescents was not associated with a relevant reduction in HRQOL compared to their fullterm born peers. However, lower HRQOL was likely explained by other factors, such as older age, the presence of chronic health conditions, but also by current respiratory symptoms that may be modifiable. A comprehensive assessment of the pulmonary sequelae provoking symptoms and interventions targeting medical management, physical activity and exercise capacity of preterm born children and adolescents may help to reduce respiratory symptoms and its potential influence on HRQOL needs to be investigated further.

Keywords: well-being, premature birth, respiratory symptoms, chronic health conditions, correlates

Introduction

Recent decades have seen an increased prevalence of very preterm birth (<32 weeks gestation) [1]. These infants are increasingly likely to survive the neonatal period [2, 3]. While much research on school-age children born very preterm has focused on neurodevelopment [4, 5], as these children grow into adulthood, outcomes such as mental health and health-related quality of life (HRQOL) increase likewise in importance. It has been suggested that very preterm born children have lower HRQOL than their fullterm counterparts throughout childhood [6–8], but that these differences do not necessarily persist through adolescence or adulthood [6, 9, 10]. Some research has specifically focused on HRQOL in preterm children with chronic health conditions, where HRQOL was even found to be similar or only slightly lower than that of their fullterm counterparts [11, 12]. Yet, the many systematic reviews [6–8, 10–12] on HRQOL in

the premature born often cannot account for important potentially modifiable factors, and are likely to suffer from inadequate comparison groups or selection bias, including but not limited to selective dropout.

Studies of such correlates with HRQOL have identified factors as gender, maternal education, socio-economic status, nationality [8, 13–15], motor, cognitive or neurodevelopment impairment [9, 16, 17], and also behavioral or non-adaptive coping difficulties [16, 18, 19]. Although a wide range of potential correlates have been explored previously, few of them are modifiable. Accordingly, it has been recommended that studies exploring long-term outcomes in the preterm born examine lifestyle factors, such as physical activity and diet, and other modifiable factors which could be leveraged to improve HRQOL in this population [20, 21]. In this study, we aimed to compare HRQOL in very preterm born school-age children (<32 weeks gestation) to that of control fullterm siblings (≥ 37 weeks), as well as to a population-based cohort from the same time and geographic region. Further, we examined possible correlates, both modifiable and non-modifiable, of HRQOL, using conditional inference trees.

Methods

In the cross-sectional study FLiP (“Frühgeborenen Lungen Projekt” / Premature Infant Lung Project) [22], children born less than 32 weeks’ gestation between January 2006 and December 2019, in the greater Zurich area, Switzerland were recruited. They were all included in the Swiss Neonatal Network & Follow-Up Group (SwissNeoNet), a nationwide registry of very preterm children [23]. Parents of 1401 eligible children with valid postal addresses were invited (May - December 2021) to complete an online survey for their preterm child as well as for a term born

(37 weeks gestation or later) sibling aged 1 to 18 years, referred as controls hereafter. Families who did not complete the survey within 2 weeks received a reminder call or a second invitation letter, if the phone number was not available. They could also complete a paper version and the questionnaire was available in German, English, French, and Italian. Our analysis included those participants who were at least 5 years of age or older. The study was approved by the Ethics Committee of the Canton of Zurich, Switzerland (2020–02396). Filling out the online survey was considered as providing consent.

As an additional comparison to schoolchildren from the general population, we used data from the Ciao Corona study, which was part of the Swiss-wide research network Corona Immunitas [24, 25]. Ciao Corona was a school-based cohort of randomly selected public and private schools and classes in the canton of Zurich, Switzerland. With 1.5 million inhabitants, the canton of Zurich is largest of 26 cantons in Switzerland by population and is home to a linguistically and ethnically diverse population in both urban and rural settings. While the primary endpoint of Ciao Corona was seropositivity, questionnaires included a range of other measures, including the KINDL [26], assessed repeatedly between June 2020 and December 2022. For comparison with FLiP, the KINDL total score from September 2021 was used, as this best matched the timeframe of the FLiP assessment period. The Ciao Corona study was approved by the Ethics Committee of the Canton of Zurich, Switzerland (2020-01336). All participants provided written informed consent before being enrolled in the study.

The primary outcome was the KINDL total score [27], a validated instrument for assessing HRQOL ranging from 0 (worst) to 100 (best) (for further details, see Supplementary Material and Table S1). Secondary outcomes included all the KINDL subscales (physical, emotional, self-esteem, family, friends, and school). Additional data collected included participants' age and

gender, socio-economic status (SES), family unit, chronic health conditions, hours of physical activity per week, hours of screen time per week, participation in music lessons, participation in scouts, participation in sports, and need for various types of therapy. SES was determined according to each parent's education level (1 university, 2 vocational university, 3 apprenticeship, 4 job requiring minimal training, 5 compulsory education, 6 less than compulsory education), and then summed over both parents (range 2 highest education - 12 lowest education). Chronic health conditions were categorized as respiratory, non-respiratory or cerebral palsy. Respiratory conditions included asthma and cystic fibrosis. Non-respiratory conditions included heart conditions, diabetes, intestinal issues, low/high blood pressure, attention deficit hyperactivity disorder, epilepsy, joint disorders, and depression. Cerebral palsy was reported separately along with its severity (mild, no to minimal restriction to daily activities; mild, limitations in daily activities but without the need for aids; moderate, needs prostheses, medication or technical aids to manage daily activities; severe, requires a wheelchair and has significant difficulty in daily activities). Types of therapy included speech, physical, occupational, psychomotor, curative or psychological therapy, as well as early support programs. To assess whether respiratory symptoms affected daily life, parents were asked about several questions related to whether their child had cough or wheezing due to physical exertion in the last 12 months or whether cough, wheezing, or shortness of breath restricted their daily activities. Other included variables were: number of siblings, presence of house pets, whether parents smoked (no/outside/in the home), number of therapies used, use of assistive devices (e.g hearing aids, walking aids, wheelchair), hours of physical activity per day, hours of screen time per day, and participation in sports, scouts, or musical activities (see Supplementary Material for wording of selected questions).

Outcomes were compared between FLiP preterm and FLiP control participants using linear mixed models, including family unit as a random effect. Comparisons of FLiP preterm and Ciao Corona control participants were made using linear regression, after 2:1 matching on age in years, sex and nationality. Sensitivity analyses included i) excluding participants with chronic health conditions, ii) restricting to preterm born children with control siblings, iii) stratification by age, and iv) adjusting for SES. Coefficients and corresponding 95% confidence intervals were interpreted according to their possible relevance, rather than with p-values [28, 29]. To explore other potential correlates, both modifiable and non-modifiable, of HRQOL among very preterm born children, we used conditional inference trees [30, 31] estimated by binary recursive partitioning. To handle missing predictor values, the conditional inference trees used up to 3 surrogate splits [30]. The algorithm stopped if no split with $\alpha < 0.05$ could be constructed or if a subgroup had less than 25 participants.

The statistical analysis was performed using R (R version 4.3.2 (2023-10-31)). Linear mixed models were fit using the `lmerTest` package [32], and tables were produced with `gtsummary` [33]. The classification trees were fit using the `ctree` function from `partykit` [34]. Matching to the Ciao Corona data was performed using the `MatchIt` package [35].

Results

After inviting 1401 very preterm born children and their parents to participate in FLiP, data from 681 preterm children and 205 fullterm control siblings was available. Among the very preterm born, 199 were younger than 5 years of age and 40 had not filled out KINDL, leaving 442 preterm participants. Among their fullterm born siblings, 56 were younger than 5 years

of age and 4 had not filled out KINDL, leaving 145 fullterm siblings. We also included 1058 participants from Ciao Corona (total $n = 4435$ 2020 - 2022, of whom 2974 had participated prior to September 2021 [36]) who had a KINDL total score in September 2021. Characteristics of the included participants are found in Table 1.

Very preterm born children had an average total KINDL score of 78.5 ± 10.3 points out of 100, compared to 80.8 ± 8.7 among fullterm born control siblings. On average, preterm children had a 2.1 point lower KINDL total score than fullterm controls (95% CI -3.6 to -0.6), when accounting for family unit (Figure 1, Table S2). There were no large differences in KINDL total score between Ciao Corona participants ($n = 882$, mean 77.2 ± 10.2) and FLiP preterm children ($n = 441$, mean 78.5 ± 10.3) after 2:1 matching on age, sex and nationality (mean difference 1.4, 95% CI 0.2 to 2.5) (Figures 1 and S1, Table S2).

Because very preterm born children were much more likely to report chronic non-respiratory conditions, respiratory conditions or cerebral palsy than fullterm children (24% vs 8% in our sample), we also examined a subset of FLiP participants that did not report any chronic health condition. In this subset, preterm children had on average a 1.3 point lower total KINDL score than their fullterm siblings (95% CI -2.8 to 0.2) and 2.0 points higher KINDL total score (0.7 to 3.2) than controls in Ciao Corona (Table S3, Figure S2). To ensure comparable groups with respect to family characteristics, including socioeconomic status and general level of physical activity, we restricted to those families with both preterm and fullterm siblings as a sensitivity analysis, leaving 119 preterm children and 119 controls (Table S4). Among those families, very preterm born children had on average 2.0 points lower KINDL total score than their fullterm born siblings (95% CI -3.7 to -0.3, Table S5). SES was directly influenced by family unit, and likely contributes to HRQOL. We therefore considered models with and without SES. While

the model with SES fit better than that without (BIC 4157 vs 4165), the estimates were of very similar magnitude (-2.1 [-3.6 to -0.6] in both cases). We noted similar patterns in both younger and older children (Figure 2, Table S6). The mean difference in KINDL total score between preterm and controls was -2.1 (95% -4.0 to -0.1) among children 5-9 years of age, and -1.7 (-4.2 to 0.7) among those 10 and older. None of the sensitivity analyses led to a different conclusion regarding HRQOL in very preterm born children compared to their peers.

A number of other potential non-modifiable and modifiable correlates for HRQOL were further considered in a classification tree analysis (Tables S5 and S6). It indicated that respiratory symptoms affecting daily activities as well as age and chronic non-respiratory conditions were the primary correlates of HRQOL among very preterm born children and adolescents in our sample (Figure 3), with mean KINDL total score ranging from 68.2 ± 13.1 (among those 10 years of age or older with chronic non-respiratory conditions) to 80.5 ± 8.8 (among those with no chronic health conditions and no respiratory symptoms affecting daily activities). 67% (296 / 442) of the sample was in the latter group that could not be further differentiated with the selected variables.

Discussion

We observed no relevant difference in HRQOL (KINDL total score) when comparing very preterm children to their fullterm siblings, even after accounting for chronic health conditions, including respiratory conditions or cerebral palsy, and did not change in any of the sensitivity analyses. HRQOL among very preterm children also was similar to that of the general population of schoolchildren. When considering possible variables associated with HRQOL beyond prematu-

rity, respiratory symptoms affecting daily activities, chronic non-respiratory conditions, and age group appeared to play a role and were identified as more important correlates of HRQOL than gestational age.

2 points out of 100 difference in the total KINDL score represent a marginal, clinically not relevant difference in HRQOL. Comparing KINDL in children with and without various chronic health conditions, differences ranging from 1.9 (children with asthma) to 6.2 (cancer survivors) points have been observed [37–39]. The 2 point difference in our study was thus quite small, and based on the variability of the KINDL total score (SD=10.3), likely not meaningful.

In a classification tree analysis, we considered a large number of possible factors associated with HRQOL, including nationality, parents' employment status, parents' smoking status, number of siblings, pets at home, hobbies, chronic health conditions, cerebral palsy, use of assistive devices, various types of therapy, as well as media consumption, physical activity, overweight, and respiratory symptoms which limited daily life. Of those, the most important factors correlated with HRQOL appeared to be age group, chronic health conditions and the existence of respiratory symptoms affecting daily activities. While age and chronic health conditions are not modifiable, the presence of respiratory symptoms may be modifiable, indicating that treatment of respiratory symptoms may potentially be used to improve HRQOL in the very preterm born.

Children with respiratory symptoms should be investigated for their phenotype profile and consequently treatable traits by a pediatric pulmonologist to understand the complex picture of pre-maturity associated respiratory symptoms, and whether or not the child may benefit from therapy [40]. This is important as up to 40% of the premature population get a prescription of asthma medication during childhood [40], and adult born very preterm are more than twice

as likely to receive an inhalative steroid prescription [41], although there is a lack of objective evidence on how to treat these individuals in both childhood and adulthood and whether treatment improves symptoms [40, 42, 43]. Thus, individual treatment needs to be based on the phenotype or underlying mechanisms of prematurity-associated lung disease as proposed by for instance the wheel-and-spoke model that combines components of a phenotype classification including structural, physiological, inflammatory and clinical traits [40]. Non-pharmaceutical interventions such as exercise to improve cardiopulmonary function might likewise be of benefit [44], although this approach has yet to be evaluated in this population. Our finding that respiratory symptoms are correlated with HRQOL implies despite its cross-sectional nature that interventions targeting those symptoms may potentially also improve HRQOL in the very preterm born.

Our analysis has several strengths. It used a relatively large registry of very preterm born children in Switzerland and included fullterm born siblings as a control group. Family unit was accounted for in the analysis. The Ciao Corona study provided a school-based random sample of school children in the same geographic region and time period. We considered a broad range of possible correlates of HRQOL in a classification tree analysis. A key limitation is that longitudinal data on HRQOL was not available for this sample of children, and not all very preterm born participants had control siblings. Parents, rather than the children or adolescents themselves, filled out HRQOL questionnaires (proxy report). Self-report and proxy reports of HRQOL have been shown to have good agreement [45], but results remain inconclusive [10, 12]. It is possible that the siblings used here as controls are not representative of the general population. Some recent studies have examined the health utility index (HUI) to evaluate HRQOL [8], but our study did not collect the data required to assess HUI. We did not have

information on other potentially important variables, for example, on participants' mental health status (e.g. sadness or anxiousness [46]) or on social support [47], which could have provided useful information in the conditional inference tree analysis. There were also not many fullterm born children with chronic health conditions in the FLiP sample, which would have allowed us to further explore the associations between very preterm birth, chronic health conditions and HRQOL. Like other studies of very preterm born children, our sample may have had selection bias or selective drop-out [8, 10]. We cannot exclude the possibility that some participants in the Ciao Corona sample were very preterm born as well, as this information was not assessed (1% [23] in a general population). Although this research took place during the COVID-19 pandemic which may have affected HRQOL of the children, this was true for all included groups. Nevertheless, we cannot exclude that premature born children were especially shielded, which would compromise HRQOL even more. Yet, this was not the case and HRQOL was similar in normal school children and previously premature children.

It is a gift of medicine that children born <32 weeks of gestation generally have a HRQOL comparable to fullterm born children [9]. Nevertheless, there are children that clearly show compromised HRQOL. While an association between HRQOL and older age or chronic health conditions such as cerebral may often be expected and considered plausible, the association with respiratory symptoms may be neglected and often not addressed [48]. As many of these symptoms may be modifiable, more consistent assessments and long-term follow-ups of very preterm born children to understand the complex picture of pulmonary sequelae and the potential of their treatment may be warranted. Additionally, adolescents with chronic health conditions may require more consistent support in order to improve their HRQOL.

Conclusion

HRQOL in very preterm born children and adolescents was similar to that of their fullterm born siblings as well as to population-based controls. Lower HRQOL in very preterm born children and adolescents was likely not a direct consequence of their gestational age, but was negatively associated instead with other factors, such as older age, chronic health conditions and respiratory symptoms. A better understanding of the complex picture of pulmonary disease following prematurity throughout life and interventions to treat respiratory symptoms, such as medical treatment or those targeting aerobic exercise and physical activity, may be leveraged to improve HRQOL as very preterm born children and adolescents grow.

Acknowledgments The authors thank Agnè Ulytè, Alessia Raineri and Sonja Rüegg for their work on data collection for the Ciao Corona study.

References

1. Blencowe H, Cousens S, Oestergaard MZ, Chou D, Moller A-B, Narwal R, et al. National, regional, and worldwide estimates of preterm birth rates in the year 2010 with time trends since 1990 for selected countries: A systematic analysis and implications. *The Lancet*. 2012;379:P2162–2172.
2. Stoll BJ, Hansen NI, Bell EF, Walsh MC, Carlo WA, Shankaran S, et al. Trends in care practices, morbidity, and mortality of extremely preterm neonates, 1993-2012. *JAMA*. 2015;314:1039–51.
3. Helenius K, Sjörs G, Shah PS, Modi N, Reichman B, Morisaki N, et al. Survival in very preterm infants: An international comparison of 10 national neonatal networks. *Pediatrics*. 2017;140:e20171264.
4. Cheong J, Spittle A, Burnett A, Anderson P, Doyle L. Have outcomes following extremely preterm birth improved over time? *Semin Fetal Neonatal Med*. 2020;25:101114.
5. Saigal S, Doyle LW. An overview of mortality and sequelae of preterm birth from infancy to adulthood. *The Lancet*. 2008;371:261–9.
6. Zwicker J, Harris S. Quality of life of formerly preterm and very low birth weight infants from preschool age to adulthood. *Pediatrics*. 2008;121:e366–76.

7. Petrou S, Krabuanrat N, Khan K. Preference-based health-related quality of life outcomes associated with preterm birth: A systematic review and meta-analysis. *Pharmacoeconomics*. 2020;38:357–73.
8. Bolbocean C, van der Pal S, van Buuren S, Anderson PJ, Bartmann P, Baumann N, et al. Health-related quality-of-life outcomes of very preterm or very low birth weight adults: Evidence from an individual participant data meta-analysis. *Pharmacoeconomics*. 2023;41:93–105.
9. Natalucci G, Bucher HU, Von Rhein M, Borradori Tolsa C, Latal B, Adams M. Population based report on health related quality of life in adolescents born very preterm. *Early Human Development*. 2017;104:7–12.
10. van der Pal S, Steinhof M, Grevinga M, Wolker D, Verrips G. Quality of life of adults born very preterm or very low birth weight: A systematic review. *Acta paediatrica*. 2020;109:1974–88.
11. Dahan-Oliel N, Majnemer A, Mazer B. Quality of life of adolescents and young adults born at high risk. *Physical & Occupational Therapy In Pediatrics*. 2011;31:362–89.
12. Jardine J, Glinianaia S, McConachie H, Embleton N, Rankin J. Self-reported quality of life of young children with conditions from early infancy: A systematic review. *Pediatrics*. 2014;134:e1129–48.
13. Vederhus B, Markestad T, Eide G, Graue M, Halvorsen T. Health related quality of life after extremely preterm birth: A matched controlled cohort study. *Health Qual Life Outcomes*. 2010;8.
14. Berbis J, Einaudi M, Simeoni M, Brévaut-Malaty V, Auquier P, d’Ercole C, et al. Quality of life of early school-age French children born preterm: A cohort study. *Eur J Obstet Gyn R B*. 2012;162:38–44.
15. Kim SW, Andronis L, Seppänen A-V, Aubert AM, Barros H, Draper ES, et al. Health-related quality of life of children born very preterm: A multinational European cohort study. *Qual Life Res*. 2022;32:47–58.
16. Verrips G, Brouwer L, Vogels T, Taal E, Drossaert C, Feeny D, et al. Long term follow-up of health-related quality of life in young adults born very preterm or with a very low birth weight. *Health Qual Life Outcomes*. 2012;10:49.
17. Wollum AEK, Berdal EK, Iversen JM, Indredavik MS, Evensen KAI. Outcomes and predictors of functioning, mental health, and health-related quality of life in adults born with very low birth weight: A prospective longitudinal cohort study. *BMC Pediatrics*. 2022;22.
18. Martini JA, Padovani FHP, Perosa GB. Quality of life of preterm children: Risk and protective factors. *Paidéia*. 2016;26:325–32.
19. Baumann N, Bartmann P, Wolke D. Health-related quality of life into adulthood after very preterm birth. *Pediatrics*. 2016;137:e20153148.
20. Wolke D. Born extremely low birth weight and health related quality of life into adulthood. *J Pediatr*. 2016;179:11–12.e1.
21. Crump C. An overview of adult health outcomes after preterm birth. *Early Human Develop-*

ment. 2020;150:105187.

22. Peralta GP, Piatti R, Haile SR, Adams M, Bassler D, Moeller A, et al. Respiratory morbidity in preschool and school-age children born very preterm and its association with parents' health-related quality of life and family functioning. *Eur J Pediatr.* 2023.
23. Adams M, Natalucci G, Bassler D, the Swiss Neonatal Network & Follow-up Group. An overview of the Swiss Neonatal Network & Follow-up Group (SwissNeoNet). *Pediatric Medicine.* 2023;6.
24. Ulytè A, Radtke T, Abela IA, Haile SR, Braun J, Jung R, et al. Seroprevalence and immunity of SARS-CoV-2 infection in children and adolescents in schools in Switzerland: Design for a longitudinal, school-based prospective cohort study. *Int J Public Health.* 2020;65:1549–57.
25. Haile SR, Raineri A, Rueegg S, Radtke T, Ulytè A, Puhan MA, et al. Heterogeneous evolution of SARS-CoV-2 seroprevalence in school-age children: Results from the school-based cohort study Ciao Corona in November-December 2021 in the canton of Zurich. *Swiss Med Wkly.* 2023;153:40035.
26. Haile SR, Gunz S, Peralta GP, Ulytè A, Raineri A, Rueegg S, et al. Health-related quality of life and adherence to lifestyle recommendations in schoolchildren during the COVID-19 pandemic: Results from the longitudinal cohort study Ciao Corona. *Int J Public Health.* 2023;68.
27. Ravens-Sieber U, Erhart M, Wille N, Bullinger M. Health-related quality of life in children and adolescents in Germany: Results of the BELLA study. *Eur Child Adolesc Psychiatry.* 2008;17:148–51.
28. Sedgwick P. Clinical significance versus statistical significance. *BMJ.* 2014;348:g2130.
29. Altman N, Krzywinski M. P values and the search for significance. *Nature Methods.* 2017;14:3–4.
30. Hothorn T, Hornik K, Zeileis A. Unbiased recursive partitioning: A conditional inference framework. *J Comput Graph Statist.* 2006;15:651–74.
31. Venkatasubramanian A, Wolfson J, Mitchell N, Barnes T, JaKa M, French S. Decision trees in epidemiological research. *Emerging Themes in Epidemiology.* 2017;14.
32. Kuznetsova A, Brockhoff PB, Christensen RHB. lmerTest package: Tests in linear mixed effects models. *J Stat Softw.* 2017;82:1–26.
33. Sjoberg DD, Whiting K, Curry M, Lavery JA, Larmarange J. Reproducible summary tables with the 'gtsummary' package. *The R Journal.* 2021;13:570–80.
34. Hothorn T, Zeileis A. partykit: A modular toolkit for recursive partytioning in R. *J Mach Learn Res.* 2015;16:3905–9. <https://jmlr.org/papers/v16/hothorn15a.html>.
35. Ho DE, Imai K, King G, Stuart EA. MatchIt: Nonparametric preprocessing for parametric causal inference. *Journal of Statistical Software.* 2011;42:1–28.
36. Ulytè A, Radtke T, Abela IA, Haile SR, Ammann P, Berger C, et al. Evolution of SARS-CoV-2 seroprevalence and clusters in school children from June 2020 to April 2021: Prospective cohort study Ciao Corona. *Swiss Medical Weekly.* 2021;151:w30092.

37. Kojima N, Ohya Y, Futamura M, Akashi M, Odajima H, Adachi Y, et al. Exercise-induced asthma is associated with impaired quality of life among children with asthma in Japan. *Allergy International*. 2009;58:187–92.
38. Milde-Busch A, Heinrich S, Thomas S, Kühnlein A, Radon K, Straube A, et al. Quality of life in adolescents with headache: Results from a population-based survey. *Cephalalgia*. 2010;30:713–21.
39. Bradley Eilertsen M-E, Jozefiak T, Rannestad T, Indredavik MS, Vik T. Quality of life in children and adolescents surviving cancer. *Eur J Oncol Nurs*. 2012;16:185–93.
40. Simpson SJ, Turkovic L, Wilson AC, Verheggen M, Logie KM, Pillow JJ, et al. Lung function trajectories throughout childhood in survivors of very preterm birth: A longitudinal cohort study. *The Lancet Child & Adolescent Health*. 2018;2:350–9.
41. Vogt H, Lindström K, Bråbäck L, Hjern A. Preterm birth and inhaled corticosteroid use in 6- to 19-year-olds: A Swedish National Cohort study. *Pediatrics*. 2011;127:1052–9.
42. Duijts L, Meel ER van, Moschino L, Baraldi E, Barnhoorn M, Bramer WM, et al. European respiratory society guideline on long-term management of children with bronchopulmonary dysplasia. *European Respiratory Journal*. 2020;55.
43. Cristea AI, Ren CL, Amin R, Eldredge LC, Levin JC, Majmudar PP, et al. Outpatient respiratory management of infants, children, and adolescents with post-prematurity respiratory disease: An official American Thoracic Society clinical practice guideline. *American Journal of Respiratory and Critical Care Medicine*. 2021;204:e115–33.
44. Burchert H, Lapidaire W, Williamson W, McCourt A, Dockerill C, Woodward W, et al. Aerobic exercise training response in preterm-born young adults with elevated blood pressure and stage 1 hypertension: A randomized clinical trial. *American Journal of Respiratory and Critical Care Medicine*. 2023;207:1227–36.
45. Meyer M, Oberhoffer R, Hock J, Giegerich T, Müller J. Health-related quality of life in children and adolescents: Current normative data, determinants and reliability on proxy-report. *J Paediatr Child Health*. 2016;52:628–31.
46. Haile SR, Peralta GP, Raineri A, Rueegg S, Ulyte A, Puhan MA, et al. Determinants of health-related quality of life in healthy children and adolescents during the COVID-19 pandemic: Results from the longitudinal cohort study Ciao Corona. *Eur J Pediatrics*. 2024;in press.
47. Otto C, Haller A-C, Klasen F, Hölling H, Bullinger M, Ravens-Sieberer U. Risk and protective factors of health-related quality of life in children and adolescents: Results of the longitudinal BELLA study. *PLoS ONE*. 2017;12:e0190363.
48. Bolton CE, Bush A, Hurst JR, Kotecha S, McGarvey L, Stocks J, et al. Are early life factors considered when managing respiratory disease? A British Thoracic Society survey of current practice. *Thorax*. 2012;67:1110–0.

Figures and Tables

Table 1: Key characteristics of FLiP very preterm born children and adolescents, their control siblings, and age, sex and nationality matched control participants from Ciao Corona. Chronic health conditions included asthma, cystic fibrosis, congenital heart defects, heart disease, celiac, diabetes, inflammatory bowel disease, high blood pressure, attention deficit hyperactivity disorder, epilepsy, joint disorders, depression/anxiety, and cerebral palsy. Socio-economic status is measured on the basis of parents' education from 2 (both parents having university education) to 12 (both parents less than compulsory education) points, though the categories differed somewhat in FLiP and Ciao Corona. As physical activity was assessed using different not comparable questions in Ciao Corona than in FLiP, we did not include physical activity in Ciao Corona here.

Characteristic	FLiP preterm N = 442	FLiP control N = 145	Ciao Corona control N = 882
age (years)	10 (5 - 16)	9 (5 - 19)	10 (6 - 16)
sex (male)	236 (53%)	84 (59%)	472 (54%)
gestational age (weeks)	29 (24 - 32)		
multiple gestation	140 (32%)	0 (0%)	
socio-economic status	5 [3, 6]	5 [3, 6]	4 [3, 5]
non-Swiss nationality	66 (15%)	20 (14%)	121 (14%)
any chronic health condition	104 (24%)	12 (8.3%)	122 (14%)
chronic non-respiratory conditions	67 (15%)	11 (7.6%)	96 (11%)
chronic respiratory conditions	24 (5.4%)	3 (2.1%)	34 (3.9%)
cerebral palsy	33 (7.5%)	1 (0.7%)	0 (0%)
physical activity (hours per day)	0.71 [0.50, 1.00]	0.71 [0.57, 1.14]	

¹ Median (Range); n (%); Median [IQR]

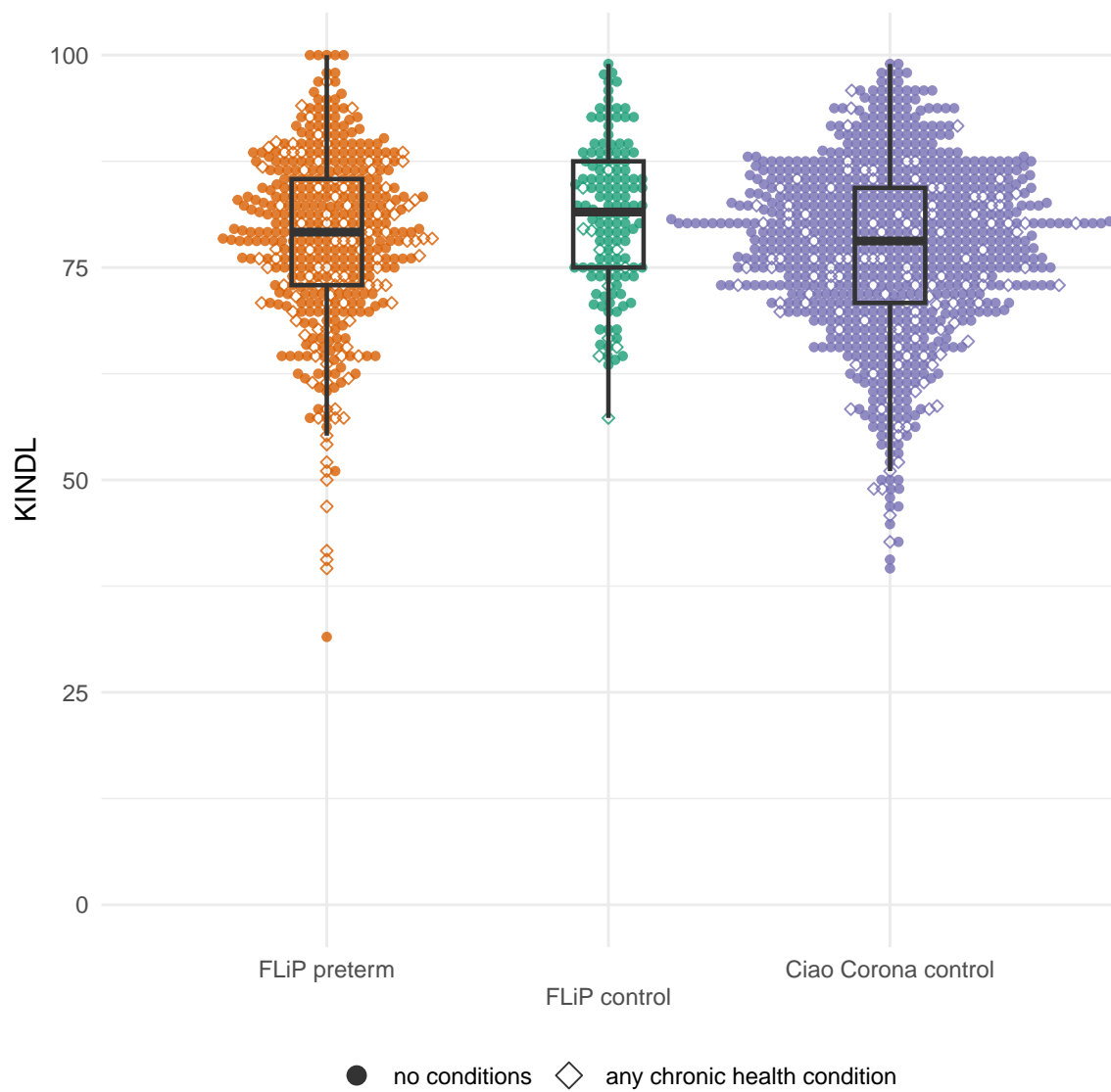


Figure 1: KINDL total score, for very preterm born children (FLiP preterm) and their fullterm born siblings (FLiP control), as well as age, sex and nationality-matched participants from Ciao Corona (Ciao Corona control). Solid circles indicate participants without chronic health conditions, while empty diamonds indicate those with any chronic health condition.

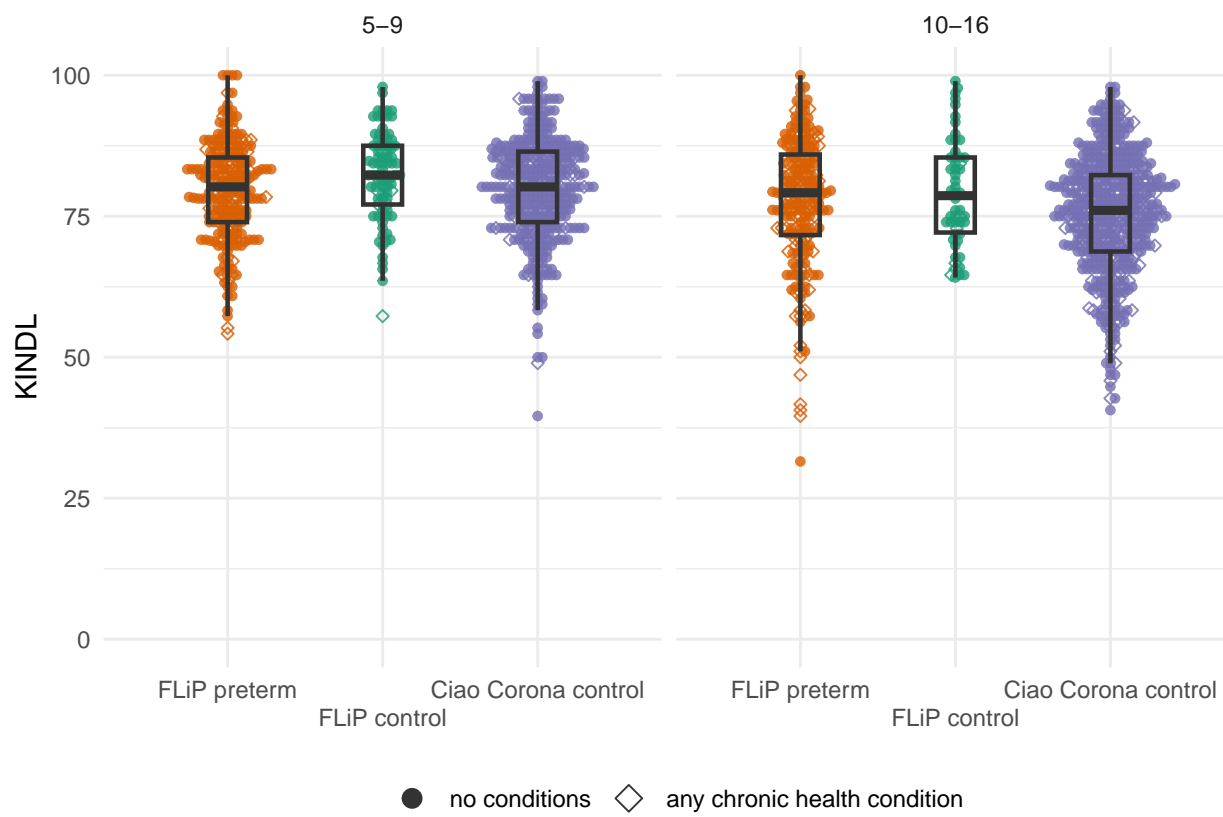


Figure 2: KINDL total score in very preterm born children and fullterm born controls from FLiP, as well as controls from Ciao Corona, by age group. Solid circles indicate participants without chronic health conditions, while empty circles indicate those with any chronic health condition.

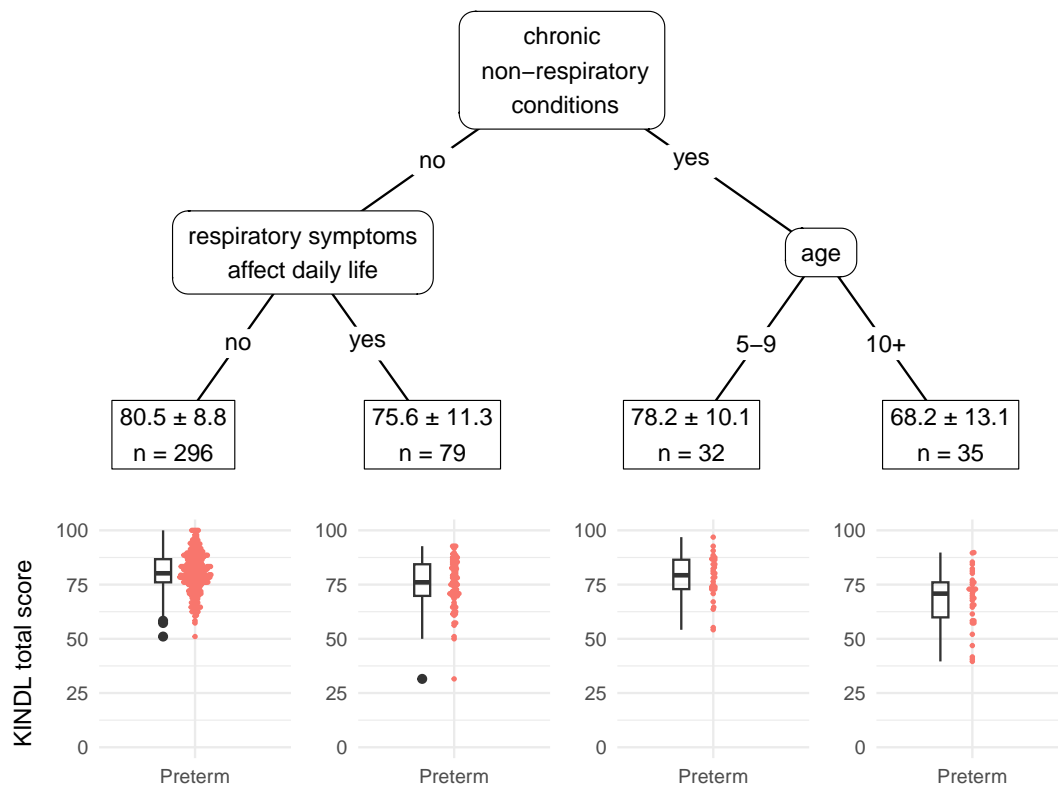


Figure 3: Classification tree for KINDL total score in very preterm born children, based on a range of possible correlates (see Table S7). For each identified subgroup, mean ± standard deviation for KINDL total score is given, along with the number of participants.