

1 **Self-perceived competence and its determinants among pre-intern (PRINT)**

2 **doctors in Uganda**

3 **Authors**

4 Nelson Ssewante^{1*}, Godfrey Wekha², Racheal Nalunkuma², Lawrence Katumba
5 Sentongo³, Bereta Sanyu², Moureen Namusoke², Ayub Nkwanga², Rachel Ahabwe²,
6 Vanessa Nalwoga Nantagya², Sharon Esther Kalembe², Catherine Nampeera², Phillip
7 Musoke², Pauline Byakika-Kibwika⁴

8 **Affiliations**

- 9 1. Child Health and Development Centre, College of Health Sciences, Makerere
10 University, Kampala Uganda
- 11 2. School of Medicine, College of Health Sciences, Makerere University, Kampala
12 Uganda
- 13 3. School of Health Sciences, College of Health Sciences, Makerere University,
14 Kampala Uganda
- 15 4. Department of Internal Medicine, College of Health Sciences, Makerere
16 University, Kampala, Uganda

17 ***Correspondence**

18 Nelson Ssewante

19 +256706400240

20 nelson.ssewante1@gmail.com

NOTE: This preprint reports new research that has not been certified by peer review and should not be used to guide clinical practice.

1 **Abstract**

2 **Introduction:** Uganda still survives way below the recommended doctor-patient ratio.

3 This problem could be solved by increasing the number of doctors produced in the
4 country annually. Attempts at this are ongoing, however, this is challenged by the
5 absence of quality assurance programs amidst lack of a universal medical curriculum.

6 With inadequate supervision and limited resources in health facilities, transitioning
7 from students' life to clinical practice is perhaps the most challenging time for an intern
8 doctor. We used the domains of competencies provided by the General Medical
9 Council to assess levels of self-perceived competence and its determinants among pre-
10 intern doctors (PRINTs) in Uganda.

11 **Methods:** An online cross-sectional study was conducted using a quantitative
12 questionnaire distributed to confirmed pre-interns in Uganda. Self-perceived
13 competence was determined by 4 Likert scale questions and participants were
14 dichotomized into competent and incompetent using a standardized Bloom's cutoff
15 criterion. Determinants of self-perceived competence were determined by the ANOVA
16 test.

17 **Results:** We obtained 142 entries. Of these, 68.3% were males; median age was 26
18 years (range: 22-49). Majority of the participants (78.9%) had no prior medical-related
19 training and only a third (34.5%) had previous work experience. Overall scores were
20 poor and very few participants were confident they attained a satisfactory level of
21 competence through their medical training. Participants reported more competence
22 in basic procedural skills (Mean score: $19.8 \pm 3.2/21$), followed by Knowledge (Mean

1 score:12.4±3.1/15), with surgical (Mean score:11.5±3.5/18) and Emergency skills (Mean
2 score: 12.5±4.4/21) scoring least. Participants with previous work experience were
3 more likely to report higher competence scores than their counterparts (91.7 vs 84.9,
4 p=0.039).

5 **Conclusion:** The study shows that majority of PRINTs feel deficient in knowledge and
6 skills to start clinical practice, with less competence in surgical skills and emergency
7 care.

8 There is need to review the training curricula to ensure adequate clinical exposure
9 experiences for a smooth transition to clinical practice.

10

11

12

13

1 **Background**

2 According to the WHO, a doctor-to-patient ratio of 1: 1,000 is a necessary prerequisite
3 in the bid to achieve optimal health care delivery to the population. Up to date, Uganda
4 stands at 1:25,000 which puts the goal far beyond reach(1). This is compounded by a
5 poor recruitment system leaving almost 50% of qualified doctors not employed by the
6 government(2,3) and many migrating to foreign countries for job opportunities, leaving
7 inexperienced intern doctors as major service providers in Uganda's health system.

8 Every year, over 500 doctors complete medical training with Bachelor of Medicine and
9 Bachelor of Surgery (MBChB) from the different medical schools in Uganda (2). These
10 institutions operate on different curricula to train medical students into prospective
11 doctors. To ensure all junior doctors have certain acceptable practicing standards,
12 Uganda has a policy that requires these fresh graduates to undergo a mandatory one-
13 year internship program in a pre-determined hospital under the supervision of a senior
14 doctor before the award of a permanent practicing license. However, because of the
15 diversity in resource allocations in the different hospitals in the country, some intern
16 doctors may be at a disadvantage and forced into a life of improvisation. This
17 predisposes them to incompetent and error-prone practice an example being the
18 famous case of Jinja Regional Referral Hospital where an unsupervised intern doctor
19 allegedly cut the arm of a baby during a Caesarean section(4).

20

21 Over the years, the number of medical schools has increased as well as the number of
22 graduating doctors (2,5). This is a positive record, especially intending to narrow the

1 doctor-patient ratio and health system strengthening(6). However, the increase in
2 number of universities comes with concerns of the quality of the doctors produced
3 and for a long, this has been an unanswered question(5). This is especially due to; 1)
4 partial privatization of education with inadequate quality assurance systems to ensure
5 private institutions adhere to a particular set standard, 2) lack of a universal curriculum
6 – some universities for example run 5-year-while others a 5.5-year-long MBChB degree
7 program, and 3) lack of a National Examination Program to assess the quality of
8 qualifying doctors. As a result, the quality of fresh doctors is entirely in the hands of
9 the training institutions save for the efforts of the trainee.

10 According to the General Medical Council (GMC), assessment of competence among
11 trainee doctors is based on four domains: Domain 1 focuses on Knowledge, Skills, and
12 Performance; Domain 2 Safety and Quality; Domain 3 Communication, Partnership,
13 and Teamwork; Domain 4 Maintaining Trust(7). The council recommends that the first
14 3 competencies which cover the principles of history taking, clinical examination and
15 therapeutics, and safe prescribing be emphasized during the fundamental training of
16 health professionals. These are further reinforced together with the fourth competence
17 during further training such as, internship and specialized training. With the diversity
18 in training approaches at the different medical schools in the country, we set out to
19 assess the levels of self-perceived competence and its determinants among pre-intern
20 (PRINT) doctors based on the first domain (knowledge, skills, and performance).

21 **Methods**

22 **Study design**

1 This was an online cross-sectional study collecting quantitative data from PRINTs in
2 Uganda between February and March 2022.

3 **Study population**

4 We included PRINTs at the eight (8) medical schools in Uganda. A PRINT was defined
5 as any student who had completed the final semester of their medical training in
6 Bachelor of Medicine and Bachelor of Surgery at one of the recognized medical
7 schools in Uganda. The public universities with medical schools in Uganda include
8 Makerere University (MAK), Mbarara University of Science and Technology (MUST),
9 Kabale University (KU), Gulu University (GU), and Busitema University (BU). Private
10 universities include King Caesar International University, Kampala International
11 University (KIU), and Islamic University in Uganda (IUIU).

12 **Sample size estimation and sampling procedure**

13 The sample size was calculated using methods for cross-sectional studies by feeding
14 the population size and estimated prevalence at a 95% confidence interval into an
15 online sample size calculator(8). Considering an average of 500 doctors produced
16 annually in Uganda, an estimated sample size of 218 participants was obtained.

17 Using this estimate, 218 potential participants were selected from the respective
18 participating universities using a stratified random sampling approach. To ensure
19 participants were randomly selected, we identified class leaders from each
20 participating university (stratum) who provided lists of names for pre-interns including
21 their contact details. Each name on the list was assigned a unique number and these
22 were used to randomly select participants. Selected participants were contacted using

1 direct phone calls, WhatsApp messages, and where applicable email messages to seek
2 informed consent to participate.

3 **Selection criteria**

4 A potential participant was eligible for this study upon informed consent if they had
5 completed the MBChB course awaiting the Internship program. Participants who were
6 ill, or unable to set up a good internet connection were automatically excluded.

7 **Data collection methods**

8 This was an online study conducted using an electronic questionnaire designed with
9 Google forms. The link to this Google form was shared with potential participants using
10 their email addresses, and social media platforms particularly, WhatsApp Messenger.

11 The questionnaire was designed to comprise two sections:

12 Section I (Participant's Information): Covering the demographic characteristics of
13 participants which served as the independent variables in statistical analysis.

14 Section II (Competence assessment): This assessed the self-perceived levels of
15 competence as regards knowledge and procedural skills using the 4-Likert scale.

16 Knowledge was assessed using; "Not at all competent", "Inadequately competent",

17 "Fairly competent" and "Adequately competent". Procedural skills were classified into

18 Basic skills, Medical skills (catering to both Internal Medicine and Pediatrics), Surgical

19 skills, Obstetrics and Gynecology (OBGY) skills, and emergency medicine skills. These

20 were assessed using; "Never performed nor observed", "Never performed but

21 observed", "Can perform under supervision" and "Can perform without supervision".

1 This questionnaire was developed in reference to the two previous studies(9,10) and
2 the undergraduate clinical assessment logbooks.

3 **Quality control**

4 The questionnaire was designed with appropriate skip logics and all questions were
5 mandatory to avoid missing information. Pretesting of the questionnaires was done
6 before data collection to assess for ambiguity and clarity of the questionnaire among
7 10 PRINTs whose entries were not part of the final dataset. The internal consistency of
8 the scale used to assess self-perceived competency was calculated and a Cronbach's
9 alpha of 0.955 was obtained.

10 **Ethical approval and consent to participate**

11 The study was conducted in accordance with the Declaration of Helsinki; approved by
12 the Mulago Hospital Research and Ethics Committee under reference number MHREC
13 2201. Verbal informed consent was obtained from all participants before a link to the
14 online questionnaire was shared. Additionally, the consent form was provided on the
15 cover page of the Google Form and participants were asked to affirm whether they
16 were willing to continue using prompts "Yes" or "No". Those who chose "Yes" were
17 linked to the questionnaire while those who chose "No" were not granted access to
18 the questionnaire.

19 **Data analysis**

20 Entries from the Google forms were downloaded and the dataset was imported into
21 Microsoft Excel 2019 for cleaning and coding. The categorical variables were

1 summarized as frequencies and percentages and numerical variables into means and
2 standard deviations. To assess the level of self-perceived competence, the Likert scale
3 was scored as; Adequately competent/ Can perform without supervision: 3, Fairly
4 competent/Can perform under supervision: 2, Inadequately competent/Never
5 performed but observed: 1, Not at all competent/Never performed nor observed: 0.
6 The sub-total scores for each of the skill sub-groups were computed. Overall total
7 scores were calculated by adding these subtotals and their percentages computed.
8 Participants were dichotomized into competent and incompetent subgroups using an
9 80% score as the cutoff based on Bloom's cutoff criterion. Total scores were used to
10 determine the correlation with independent variables assessed using a one-way
11 Analysis of Variance (ANOVA) testing model with a $p < 0.05$ considered statistically
12 significant.

13 **Results**

14 A total of 142 participants (response rate 65.1%) were obtained. Of these, 68.3% were
15 males with a median age of 26 years (IQR: 22-49). Majority of participants (78.9%) were
16 direct entrants with no prior medical-related training and only a third (34.5%) had
17 previous work experience (**Table 1**). About a third (35.2%) of participants trained from
18 Makerere University; the rest trained from other participating institutions as shown in

19 **Figure 1.**

20 **Figure 1: Participating Universities**

1 **Table 1: Characteristics of participants**

Characteristics	Frequency	Percentage
Age, [Median (IQR)]	26 (22-49) years	
≤26 years	93	65.5
>26 years	49	34.5
Gender		
Male	97	68.3
Female	45	31.7
Institution type		
Public	108	76.1
Private	34	23.9
Had previous medical training		
No	112	78.9
Yes	30	21.1
Previous medical training accomplished		
Diploma	19	65.5
Bachelor	9	31.0
Certificate	1	3.5
Previous working experience		
None	93	65.5
Yes	49	34.5
Duration of employment		
1 to 2 years	29	59.2
3 or more	20	40.8
Facility level		
Health centre/clinic	31	63.3
Hospital	16	32.7
Pharmacy	2	4.1

2

3

4 From the participants' perspective, majority were competent in history taking, physical
 5 examination, and formulation of differential diagnoses. However, they were skeptical
 6 about the interpretation of investigations and formulation of management plans
 7 **(Table 2)**.

1 **Table 2: Self-reported competence in knowledge skills**

Skill	Adequately competent	Fairly Competent	Inadequately Competent	Not at all competent
History taking	114(80.3)	17(12)	9(6.3)	2(1.4)
Physical examination	93(65.5)	36(25.4)	10(7)	3(2.1)
Interpretation of investigations	66(46.5)	60(42.3)	12(8.5)	4(2.8)
Formulation of a logical differential diagnoses	80(56.3)	50(35.2)	10(7)	2(1.4)
Formulation of the logical management plan	68(47.9)	57(40.1)	14(9.9)	3(2.1)

2

3 Overall, the scores were poor and very few participants were confident that they
 4 attained a satisfactory level of competence through their medical training (**Figure 2**).

5 **Figure 2: Overall Self-Perceived Competence among PRINTs**

6 Participants reported more competence in general procedural skills (Mean score:
 7 $19.8 \pm 3.2/21$), followed by knowledge skills (Mean score: $12.4 \pm 3.1/15$), with surgical
 8 (Mean score: $11.5 \pm 3.5/18$) and emergency skills (Mean score: $12.5 \pm 4.4/21$) scoring least
 9 as shown in **figure 3**.

10 **Figure 3: Self-perceived Competence by discipline**

11

12 Among the general skills, nearly all believed were competent in setting up intravenous
 13 (IV) drips (95.1%) and cannulation (94.4%) with nasogastric (NG) tube insertion as the
 14 less-scored skill.

1 Childhood procedures were found to be more challenging. Most participants felt like
2 they still needed supervision in the majority of the surgical skills.
3 Participants were less confident about lifesaving skills such as twin delivery, breech
4 delivery, and C-section although they had observed them and majority believed they
5 could perform such procedures with adequate supervision.
6 In the emergency management skills, participants generally reported low levels of
7 competency except for Glasgow Coma Scale (GCS) monitoring (**Table 3**).
8

1 **Table 3: Self-reported competence in procedural skills**

Category	Procedure	Can perform without supervision	Can perform under supervision	Never performed but observed	Never performed nor observed
General skills	Venepuncture	128(90.1)	3(2.1)	8(5.6)	3(2.1)
	Cannulation	134(94.4)	2(1.4)	5(3.5)	1(0.7)
	Setting up an IV drip	135(95.1)	2(1.4)	5(3.5)	0(0)
	Blood Transfusion	125(88)	11(7.8)	5(3.5)	1(0.7)
	NG tube insertion	113(79.6)	22(15.5)	5(3.5)	2(1.4)
	Male Catheterization	126(88.7)	8(5.6)	7(4.9)	1(0.7)
	Female Catheterization	128(90.1)	6(4.2)	7(4.9)	1(0.7)
Medical (IM& Ped)	Paracentesis (adults)	77(54.2)	45(31.7)	18(12.7)	2(1.4)
	Paracentesis (children)	45(31.7)	52(36.6)	32(22.5)	13(9.2)
	Thoracentesis (adults)	44(31)	52(36.6)	40(28.2)	6(4.2)
	Thoracentesis (children)	21(14.8)	64(45.1)	41(28.9)	16(11.3)
	Lumbar puncture (adults)	48(33.8)	53(37.3)	39(27.5)	2(1.4)
	Lumbar puncture (children)	28(19.7)	60(42.3)	51(35.9)	3(2.1)
Surgery	Suturing	102(71.8)	30(21.1)	9(6.3)	1(0.7)
	POP application	38(26.8)	76(53.5)	25(17.6)	3(2.1)
	Chest tube insertion	23(16.2)	69(48.6)	45(31.7)	5(3.5)
	External drain placement	23(16.2)	62(43.7)	51(35.9)	6(4.2)
	Hernia repair	12(8.5)	54(38)	76(53.5)	0(0)
	Circumcision	42(29.6)	33(23.2)	52(36.6)	15(10.6)
Obstetrics & Gynecology	IUD insertion and removal	67(47.2)	41(28.9)	20(14.1)	14(9.9)
	Implant insertion and removal	91(64.1)	30(21.1)	16(11.3)	5(3.5)
	Manual vacuum aspiration	88(62)	36(25.4)	14(9.9)	4(2.8)
	Vacuum extraction	50(35.2)	52(36.6)	29(20.4)	11(7.8)
	Normal delivery	117(82.4)	17(12)	5(3.5)	3(2.1)
	Twin delivery	53(37.3)	62(43.7)	20(14.1)	7(4.9)
	Breech delivery	31(21.8)	73(51.4)	31(21.8)	7(4.9)
	C-section	38(26.8)	73(51.4)	27(19)	4(2.8)

Emergency skills	Laparotomy	10(7)	60(42.3)	66(46.5)	6(4.2)
	GCS monitoring	117(82.4)	13(9.2)	10(7)	2(1.4)
	CPR	60(42.3)	64(45.1)	13(9.2)	5(3.5)
	Defibrillation	15(10.6)	56(39.4)	40(28.2)	31(21.8)
	Airway maneuvers	52(36.6)	50(35.2)	32(22.5)	8(5.6)
	Intubation	20(14.1)	56(39.4)	60(42.3)	6(4.2)
	Venous cutdown	16(11.3)	43(30.3)	49(34.5)	34(23.9)
	Central venous line insertion	14(9.9)	35(24.7)	59(41.6)	34(23.9)

IV: Intravenous, **NG:** Nasogastric, **POP:** Plaster of Paris, **IUD:** Intrauterine device, **C-Section:** Caesarean Section, **GCS:** Glasgow Coma Scale, **CPR:** Cardiopulmonary resuscitation.

1

2 **Determinants of self-perceived competence among participants**

3 After a One-way ANOVA, participants with previous work experience in a clinical
 4 setting were more likely to report higher competency scores than their counterparts
 5 (91.7 vs 84.9) $p=0.039$ (**table 4**). The variations in median scores among those with and
 6 those without previous work experience are shown in **figure 4**.

7 **Figure 4: Median score differences based on previous working experience**

8

1 **Table 4: Determinants of self-perceived competency**

Factor	Mean	Standard deviation	p-value
Age			0.639
>25 years	88.0	19.8	
≤25 years	86.5	17.4	
Gender			0.087
Female	83.3	16.0	
Male	89.1	19.6	
Institution			0.479
Private	89.3	19.6	
Public	86.6	18.5	
Previous medical-related training			0.320
No	86.5	19.3	
Yes	90.3	16.0	
Previous training level			0.330
Bachelor	83.2	14.5	
Certificate	88.0	0.0	
Diploma	93.0	16.5	
Previous working experience			0.039
None	84.9	18.2	
Yes	91.7	19.1	
Employing Facility			0.743
Health Centre/clinics	93.4	14.6	
Hospital	89.1	25.6	
Pharmacy	88.0	31.1	
Duration of employment			0.733
1-2 years	92.5	20.4	
3 or more years	90.6	17.4	

2

3

4

1 **Discussion**

2 This study reports on self-perceived competence among PRINTs and its determinants.
3 Findings demonstrate a good number of PRINTs were confident about their level of
4 competence in knowledge, and general procedural skills but less competent in other
5 procedural skills in the major medical disciplines. Previous work experience in a clinical
6 setting was the only statistically significant factor associated with self-reported
7 competence.

8 Training a student into a medical doctor takes more than instilling knowledge. It should
9 impart confidence to translate the acquired knowledge into practice. In this study,
10 nearly all participants believed they had gained enough knowledge to clerk patients
11 to the gist of the problem. However, some still felt less competent in translating
12 information obtained from their clerkship to formulate logical differential diagnoses
13 and management plans for their patients. This is probably influenced by low levels of
14 self-perceived competence in the interpretation of investigations. Literature shows
15 that investigations provide a significant challenge to inexperienced/junior doctors
16 which limits their ability to make conclusive or even correct diagnoses(11,12). Although
17 virtually all patients presenting for hospital care have at least one investigation
18 requested by an attending doctor, most investigations present a significant challenge
19 during interpretation. Errors in interpretation of investigations results in significant
20 adverse effects including misdiagnosis, overspending on additional and often
21 unnecessary investigations, and poor prognosis owed to mismanagement(13). This
22 finding, therefore, could mean that although the PRINTs may be competent in

1 clerkship, translation to practice and patient care may prove a key skill that needs
2 nurturing. Without close supervision, patients under their care are likely to be
3 mismanaged which would put them at an increased risk of complications and poor
4 prognosis.

5 Up to 62.7% of participants in the present study believed they were incompetent. This
6 is similar to findings from many previous studies across the world (14–18) but different
7 from some other studies from Sweden(19) and Ireland(20) where most participants
8 believed they were well prepared by medical schools to start their clinical practice. The
9 differences observed in these studies may be explained by variability in teaching
10 methods, availability of resources, and patterns in trainee supervision. Besides, this
11 trend could have changed over time as the population grew and the number of
12 students joining medical schools increased over time since some of these studies were
13 conducted a decade ago. However, it's worth noting that self-assessment is often
14 influenced by numerous underlying factors such as level of training, prior experiences,
15 and personal biases. For instance, a novice doctor aspiring to become a surgeon may
16 perceive themselves as incompetent simply because they are unable to perform a
17 laparotomy, a procedure that surpasses their current level of training. Considering that
18 intern doctors in Uganda often practice in absence of senior doctors, this could have
19 contributed to the self-percieved incompetence among PRINTs. Among the
20 procedural skills, participants in our study reported having attained reasonable
21 competence in performing basic skills including cannulation, venipuncture,
22 catheterization, and NG tube insertion. This is in agreement with other previous studies

1 assessing competence among fresh graduates and intern doctors(9–11). In Uganda,
2 medical students gain clinical exposure through supervised clinical rotations in year
3 three to five of the five-year medical curriculum, however, the time is quite inadequate
4 for adequate exposure in the different clinical disciplines. Students get opportunities
5 to practice the basic procedural skills during the clinical rotations albeit for a limited
6 period. Although their training gives limited opportunities if any to learn and practice
7 these skills firsthand, intern doctors in Uganda are required to perform more technical
8 procedures such as Caesarean sections, MVAs, and pleural taps, among others, often
9 times with limited or no supervision. This explains the low self-reported competencies
10 in these procedures. According to our recent study assessing the knowledge and
11 attitude of Basic Life Support (BLS) among undergraduate students in Uganda, it was
12 observed that medical students have limited knowledge of emergency response and
13 care(21). This may explain why many participants in this study believed they were less
14 competent in performing emergency medical procedures. Given the current health
15 system in Uganda where tertiary facilities are mainly in the central region, the other
16 regions with lower-level facilities where intern doctors are the main service providers
17 may be less efficient at providing emergency care which contributes to the high
18 mortality rates in the country(22).

19
20 Medical students have inadequate time to practice such procedures as lumbar
21 puncture, pleural tap, external drain placements, and hernia repair. Unfortunately,
22 these procedures are increasingly necessary for intern doctors to perform. A novice

1 doctor, who has never performed or even observed a pleural tap is likely to sever the
2 lungs and cause a pneumothorax (23,24). Such knowledge gaps increase the likelihood
3 of inappropriate referrals to tertiary hospitals increasing patient load and limiting
4 potential to provide higher level care to patients who need it (25,26).

5 One factor hindering the acquisition of surgical skills during training is limited space
6 within the operating theatres amidst growing numbers of trainees. Teaching hospitals
7 have different cadres of health professionals including attending surgeons, fellows,
8 residents, anesthesiology teams, and undergraduate students of different levels. This
9 creates crowding in theatres and denies undergraduate students an ideal environment
10 for learning surgical skills further explaining their skepticism in surgical competencies.
11 Introduction of Virtual Reality in medical training is seen as a high-yielding opportunity
12 to bridge this gap in the following ways; 1) Projection of real-time surgical procedures
13 into a remote spacious room for a comfortable learning environment, and 2) Enabling
14 sharing of video recordings of the performed surgical procedures to students. In
15 settings where virtual reality is still unavailable, skills labs serve as a good alternative
16 where students are given opportunities to practice various basic skills before clinical
17 exposure to improve their confidence and hands-on skills. Although medical schools
18 in Uganda have these facilities, they may be under-utilized.

19 A good number of participants in this study believed they were competent in OBGY
20 procedures such as; conducting deliveries, C-sections, and MVA's among others. This
21 is one of the most active departments in medical training where students get direct
22 involvement in patient care. Additionally, due to experiences reported by the intern

1 doctors as regards obstetrics procedures, it becomes prudent for the students in
2 clinical years to look for all possible ways of improving their skills in this discipline.
3 However, majority of participants were still less confident about their levels of
4 competence in this discipline calling for enhanced supervision if these doctors are to
5 perform such procedures in the field.

6 Although a majority of participants reported having performed or at least observed a
7 majority of the procedures, some of the PRINTs had never witnessed basic procedures
8 like general (venipuncture, NG tube insertion), OBGY (Normal delivery, MVA, and C-
9 section), medical (Paracentesis and Thoracentesis), Surgery (suturing and POP
10 application), and emergency (CPR and airway maneuvers). The probable explanation
11 for this unfortunate observation is the increasing number of students per intake amidst
12 limited resources and mentorship programs. With Uganda standing at a 1:25,000
13 doctor-patient ratio(27), the demand for doctors is undoubtedly high. However, even
14 with this demand, quality should take precedence over quantity. As the number of
15 trainees increases, resources become limited and learning becomes a competition
16 which puts some trainees at a disadvantage in terms of knowledge and skills. This may
17 explain an increase in the reported cases of medical errors among intern doctors in
18 the country in recent years(4). This effect can be counteracted by mentorship.
19 Mentorship programs prioritize trainee-centered activities that help address their
20 weaknesses and have documented positive impacts on leadership skills, education,
21 biomedical research, and patient care among beneficiaries(28).

1 In this study, participants with previous work experience in a clinical setting were more
2 likely to report high competence status. This is similar to data from previous studies
3 assessing determinants of clinical competence among healthcare workers(29,30). Work
4 experience in a clinical setting helps boosts one’s confidence to perform soft and
5 procedural skills which explains why participants reported being competent in this
6 assessment. It was observed that the duration of work experience did not determine
7 self-reported competence among our participants. Therefore, measures to improve
8 clinical performance among interns could aim to provide platforms where PRINTs can
9 gain hands-on experience as they wait for their internship program. This would prepare
10 them both in knowledge and provide psychosocial readiness to pursue clinical practice.
11 To the best of our knowledge, this is the first study to assess PRINTs’ readiness to start
12 clinical practice in Uganda. This information could be used by policymakers to address
13 the identified gaps but could also be a stepping stone upon which further inquiries
14 could be based by researchers to determine the reasons underlying the identified gaps.

15 **Limitations**

16 Our study faced some limitations worth a mention. The response rate was low (65.1%),
17 and it remains unclear if the responses from the participants represent the views of the
18 entire group of current pre-interns in Uganda. Additionally, being a self-administered
19 questionnaire, some of the participants could have misinterpreted some questions and
20 given wrong answers which would cause information bias. However, simple English
21 and guides were used to explain the meaning of the instructions provided for each
22 question to minimize interpretation errors. Using self-assessment as a competence

1 measure poses challenges and can be influenced by other underlying factors,
2 potentially limiting the interpretation and generalizability of our findings. Nevertheless,
3 we firmly believe that a doctor's self-confidence is vital for effective performance, and
4 any self-doubt should prompt further investigation. Finally, the study assessed only
5 clinical skills and left out other domains of competence which would undermine our
6 conclusions on levels of competence.

7 **Conclusions**

8 This study shows that majority of PRINTs feel deficient in knowledge and skills to
9 start clinical practice. Although competent in clerkship, participants believed they
10 were less likely to come up with the right diagnoses and management plans.
11 Participants reported good competence in basic procedural skills such as cannulation
12 but poorest in emergency care. Previous work experience in a clinical setting was the
13 only statistically significant factor associated with self-reported competence. These
14 findings call for urgent interventions by medical training institutions to improve
15 acquisition of clinical skills by trainees such as increasing supervision and the time
16 allotted to clinical exposure. Skilling programs such as the use of Skills Labs and
17 where possible Virtual Reality need to be integrated into medical training. Pre-
18 internship programs that provide patient exposure experiences such as placements in
19 public health facilities, and Emergency Medical Services to facilitate a smooth
20 transition to clinical practice are recommended. Lastly, further investigation of
21 student learning environments in Ugandan training institutions is necessary to
22 enhance the quality of medical professionals.

1 **List of abbreviations**

2 **CPR:** Cardiopulmonary resuscitation

3 **C-Section:** Caesarean Section

4 **GCS:** Glasgow Coma Scale

5 **GMC:** General Medical Council

6 **IUD:** Intrauterine device

7 **IV:** Intravenous

8 **MBChB:** Bachelor of Medicine and Bachelor of Surgery

9 **NG:** Nasogastric

10 **OBGY:** Obstetrics and Gynecology

11 **POP:** Plaster of Paris

12 **PRINTs:** Preinterns

13

14 **Declarations**

15 **Availability of data and materials**

16 The datasets used and/or analyzed during the current study are available from the
17 corresponding author on reasonable request.

18 **Competing interest**

1 The authors declare that they have no competing conflicts

2 **Funding**

3 This study was not funded.

4 **Authors' contributions**

5 NS conceptualized the idea. NS, GW, RN, LKS, BS, MN, AN, RA, VNN, SEK, CN and PM
6 developed the study tools with close supervision of PBK. NS, GW, RN, LKS, BS, MN, AN,
7 RA, VNN, SEK, CN and PM collectively participated in the data collection process. NS
8 and GW prepared the first draft of the manuscript and PBK provided extensive
9 comments on the first draft and contributed to developing the final draft. All authors
10 reviewed the final draft and approved the final manuscript.

11 **Acknowledgment**

12 We commend every doctor who assisted us in shairng our data collection tool. In the
13 same spirit, we appreciate all doctors who spared their time to participate in this study.

1

2 REFERENCES

- 3 1. Mwesigwa Alon, Lule Batte Baker, Nakabugo Zurah. Cost of sacking 1,000 doctors.
4 Observer [Internet]. 2017 Nov 20 [cited 2022 Jan 24]; Available from:
5 <https://observer.ug/news/headlines/56053-cost-of-sacking-1-000-doctors.html>
- 6 2. Godfrey O. Poor pay forcing Ugandan doctors to flee to other countries: Health
7 advocates concerned about trend. Anadolu Agency [Internet]. 2021 Nov 26 [cited 2022
8 Jan 16]; Available from: [https://www.aa.com.tr/en/africa/poor-pay-forcing-ugandan-](https://www.aa.com.tr/en/africa/poor-pay-forcing-ugandan-doctors-to-flee-to-other-countries/2431077)
9 [doctors-to-flee-to-other-countries/2431077](https://www.aa.com.tr/en/africa/poor-pay-forcing-ugandan-doctors-to-flee-to-other-countries/2431077)
- 10 3. Alon M. Uganda crippled by medical brain drain | Global development | The Guardian.
11 Global Development [Internet]. 2015 Feb 10 [cited 2022 Jan 16]; Available from:
12 [https://www.theguardian.com/global-development/2015/feb/10/uganda-crippled-](https://www.theguardian.com/global-development/2015/feb/10/uganda-crippled-medical-brain-drain-doctors)
13 [medical-brain-drain-doctors](https://www.theguardian.com/global-development/2015/feb/10/uganda-crippled-medical-brain-drain-doctors)
- 14 4. Wafula P. Daily Monitor. 2020 [cited 2022 Jan 24]. Baby loses arm in botched C-Section
15 operation | Uganda. Available from:
16 [https://www.monitor.co.ug/uganda/news/national/baby-loses-arm-in-botched-c-](https://www.monitor.co.ug/uganda/news/national/baby-loses-arm-in-botched-c-section-operation-1859742?view=htmlamp)
17 [section-operation-1859742?view=htmlamp](https://www.monitor.co.ug/uganda/news/national/baby-loses-arm-in-botched-c-section-operation-1859742?view=htmlamp)
- 18 5. Dhlamini Zuma. What difference are the many universities in Uganda making? | Uganda.
19 Monitor [Internet]. 2021 Jan 29 [cited 2022 Jan 24]; Available from:
20 [https://www.monitor.co.ug/uganda/oped/commentary/what-difference-are-the-many-](https://www.monitor.co.ug/uganda/oped/commentary/what-difference-are-the-many-universities-in-uganda-making--1767336?view=htmlamp)
21 [universities-in-uganda-making--1767336?view=htmlamp](https://www.monitor.co.ug/uganda/oped/commentary/what-difference-are-the-many-universities-in-uganda-making--1767336?view=htmlamp)
- 22 6. Kiguli-Malwadde E, Olapade-Olaopa EO, Kiguli S, Chen C, Sewankambo NK,
23 Ogunniyi AO, et al. Competency-based medical education in two Sub-Saharan African
24 medical schools. Adv Med Educ Pract [Internet]. 2014 Dec 9 [cited 2022 Jan 24];5:483–
25 9. Available from: [https://www.dovepress.com/competency-based-medical-education-](https://www.dovepress.com/competency-based-medical-education-in-two-sub-saharan-african-medical--peer-reviewed-fulltext-article-AMEP)
26 [in-two-sub-saharan-african-medical--peer-reviewed-fulltext-article-AMEP](https://www.dovepress.com/competency-based-medical-education-in-two-sub-saharan-african-medical--peer-reviewed-fulltext-article-AMEP)
- 27 7. Academy of Medical Royal Colleges. Common Competences Framework for Doctors.
28 Framework. Millbank Media Ltd; 2009.
- 29 8. Sample Size Calculator [Internet]. 2023 [cited 2023 Nov 3]. Available from:
30 [https://www.calculator.net/sample-size-](https://www.calculator.net/sample-size-calculator.html?type=1&cl=95&ci=5&pp=50&ps=500&x=Calculate)
31 [calculator.html?type=1&cl=95&ci=5&pp=50&ps=500&x=Calculate](https://www.calculator.net/sample-size-calculator.html?type=1&cl=95&ci=5&pp=50&ps=500&x=Calculate)

- 1 9. A P, H D, M H, A G, P M, C E, et al. Self-Perceived Skills of Pre Intern Doctors in Sri
2 Lanka. 2022 Jan 7 [cited 2022 Jan 15]; Available from:
3 <https://europepmc.org/article/ppr/ppr440348>
- 4 10. Obwoye RO, Grave W de. Interns' Perceived Competency Levels with Respect to the
5 Medical Expert Role in Different Clinical Disciplines.
6 <http://www.sciencepublishinggroup.com> [Internet]. 2016 Sep 13 [cited 2022 Jan
7 15];1(1):1. Available from:
8 <http://article.sciencepublishinggroup.com/html/10.11648.j.tecs.20160101.11.html>
- 9 11. Dare A, Fancourt N, Robinson E, Wilkinson T, Bagg W. Training the intern: The value
10 of a pre-intern year in preparing students for practice.
11 <https://doi.org/10.1080/01421590903127669> [Internet]. 2009 [cited 2022 Mar 28];31(8).
12 Available from: <https://www.tandfonline.com/doi/abs/10.1080/01421590903127669>
- 13 12. Busby LP, Courtier JL, Glastonbury CM. Bias in radiology: The how and why of misses
14 and misinterpretations. *Radiographics*. 2018 Jan 1;38(1):236–47.
- 15 13. Bruno MA, Walker EA, Abujudeh HH. Understanding and confronting our mistakes:
16 The epidemiology of error in radiology and strategies for error reduction. *Radiographics*
17 [Internet]. 2015 Oct 1 [cited 2022 Mar 28];35(6):1668–76. Available from:
18 <https://pubs.rsna.org/doi/abs/10.1148/rg.2015150023>
- 19 14. Ochsmann EB, Zier U, Drexler H, Schmid K. Well prepared for work? Junior doctors'
20 self-assessment after medical education. *BMC Med Educ* [Internet]. 2011 [cited 2022
21 Mar 29];11(1):99. Available from: [/pmc/articles/PMC3267657/](https://pubs.rsna.org/doi/abs/10.1148/rg.2015150023)
- 22 15. Morgan PJ, Cleave-Hogg D. Comparison between medical students' experience,
23 confidence and competence. *Med Educ*. 2002;36(6):534–9.
- 24 16. Muthaura PN, Khamis T, Ahmed M, Hussain SRA. Perceptions of the preparedness of
25 medical graduates for internship responsibilities in district hospitals in Kenya: A
26 qualitative study Curriculum development. *BMC Med Educ*. 2015 Oct 21;15(1).
- 27 17. Jungbauer J, Alfermann D, Kamenik C, Brähler E. Vermittlung psychosozialer
28 kompetenzen mangelhaft: Ergebnisse einer befragung ehemaliger medizinstudierender
29 an sieben deutschen universitäten. *PPmP Psychotherapie Psychosomatik Medizinische*
30 *Psychologie* [Internet]. 2003 Jul 1 [cited 2022 Mar 29];53(7):319–21. Available from:
31 <http://www.thieme-connect.com/products/ejournals/html/10.1055/s-2003-40493>
- 32 18. Abuhusain H, Chotirmall S, ... NHI medical, 2009 undefined. Prepared for internship?
33 europepmc.org [Internet]. [cited 2022 Mar 29]; Available from:
34 <https://europepmc.org/article/med/19489196>

- 1 19. Hoppe A, Persson E, Birgegård G. Medical interns' view of their undergraduate medical
2 education in Uppsala: an alumnus study with clear attitude differences between women
3 and men. *Med Teach* [Internet]. 2009 [cited 2022 Mar 29];31(5):426–32. Available from:
4 <https://pubmed.ncbi.nlm.nih.gov/19811130/>
- 5 20. Cave J, Woolf K, Jones A, Dacre J. Easing the transition from student to doctor: how
6 can medical schools help prepare their graduates for starting work? *Med Teach* [Internet].
7 2009 [cited 2022 Mar 29];31(5):403–8. Available from:
8 <https://pubmed.ncbi.nlm.nih.gov/19142797/>
- 9 21. Ssewante N, Wekha G, Iradukunda A, Musoke P, Kanyike AM, Nabukeera G, et al.
10 Basic life support, a necessary inclusion in the medical curriculum: a cross-sectional
11 survey of knowledge and attitude in Uganda. *BMC Medical Education* 2022 22:1
12 [Internet]. 2022 Mar 3 [cited 2022 Mar 28];22(1):1–8. Available from:
13 <https://bmcmmededuc.biomedcentral.com/articles/10.1186/s12909-022-03206-z>
- 14 22. Chamberlain S, Stolz U, Dreifuss B, Nelson SW, Hammerstedt H, Andinda J, et al.
15 Mortality Related to Acute Illness and Injury in Rural Uganda: Task Shifting to Improve
16 Outcomes. *PLoS One* [Internet]. 2015 Apr 7 [cited 2022 Mar 28];10(4):e0122559.
17 Available from:
18 <https://journals.plos.org/plosone/article?id=10.1371/journal.pone.0122559>
- 19 23. Cantey EP, Walter JM, Corbridge T, Barsuk JH. Complications of thoracentesis:
20 incidence, risk factors, and strategies for prevention. *Curr Opin Pulm Med* [Internet].
21 2016 Jul 1 [cited 2022 Mar 28];22(4):378. Available from: [/pmc/articles/PMC8040091/](https://pubmed.ncbi.nlm.nih.gov/27040091/)
- 22 24. Gordon CE, Feller-Kopman D, Balk EM, Smetana GW. Pneumothorax following
23 thoracentesis: a systematic review and meta-analysis. *Arch Intern Med* [Internet]. 2010
24 Feb 22 [cited 2022 Mar 28];170(4):332–9. Available from:
25 <https://pubmed.ncbi.nlm.nih.gov/20177035/>
- 26 25. Yu H, Wang P, Zheng H, Luo J, Liu J. Impacts of congestion on healthcare outcomes:
27 an empirical observation in China. <https://doi.org/10.1080/23270012.2020.1731720>
28 [Internet]. 2020 Jul 2 [cited 2022 Mar 28];7(3):344–66. Available from:
29 <https://www.tandfonline.com/doi/abs/10.1080/23270012.2020.1731720>
- 30 26. Kim SH, Chan CW, Olivares M, Escobar GJ. Association Among ICU Congestion, ICU
31 Admission Decision, and Patient Outcomes. *Crit Care Med* [Internet]. 2016 Oct 1 [cited
32 2022 Mar 28];44(10):1814–21. Available from:
33 <https://pubmed.ncbi.nlm.nih.gov/27332046/>

- 1 27. Janepher W. The state of Patient safety in Uganda [Internet]. 2019 [cited 2022 Mar 28].
2 Available from: <https://isqua.org/world-patient-safety-day-blogs/the-state-of-patient->
3 [safety-in-uganda.html](https://isqua.org/world-patient-safety-day-blogs/the-state-of-patient-safety-in-uganda.html)
- 4 28. Choi AMK, Moon JE, Steinecke A, Prescott JE. Developing a culture of mentorship to
5 strengthen academic medical centers. *Academic Medicine* [Internet]. 2019 May 1 [cited
6 2022 Mar 28];94(5):630–3. Available from:
7 https://journals.lww.com/academicmedicine/Fulltext/2019/05000/Developing_a_Cultu
8 [re_of_Mentorship_to_Strengthen.25.aspx](https://journals.lww.com/academicmedicine/Fulltext/2019/05000/Developing_a_Culture_of_Mentorship_to_Strengthen.25.aspx)
- 9 29. Taylor I, Bing-Jonsson PC, Finnbakk E, Wangensteen S, Sandvik L, Fagerström L.
10 Development of clinical competence – a longitudinal survey of nurse practitioner
11 students. *BMC Nurs* [Internet]. 2021 Dec 1 [cited 2022 Mar 28];20(1):1–15. Available
12 from: <https://bmcnurs.biomedcentral.com/articles/10.1186/s12912-021-00627-x>
- 13 30. Takase M. The relationship between the levels of nurses’ competence and the length of
14 their clinical experience: a tentative model for nursing competence development. *J Clin*
15 *Nurs* [Internet]. 2013 May [cited 2022 Mar 28];22(9–10):1400–10. Available from:
16 <https://pubmed.ncbi.nlm.nih.gov/22957733/>
17
18
19
20

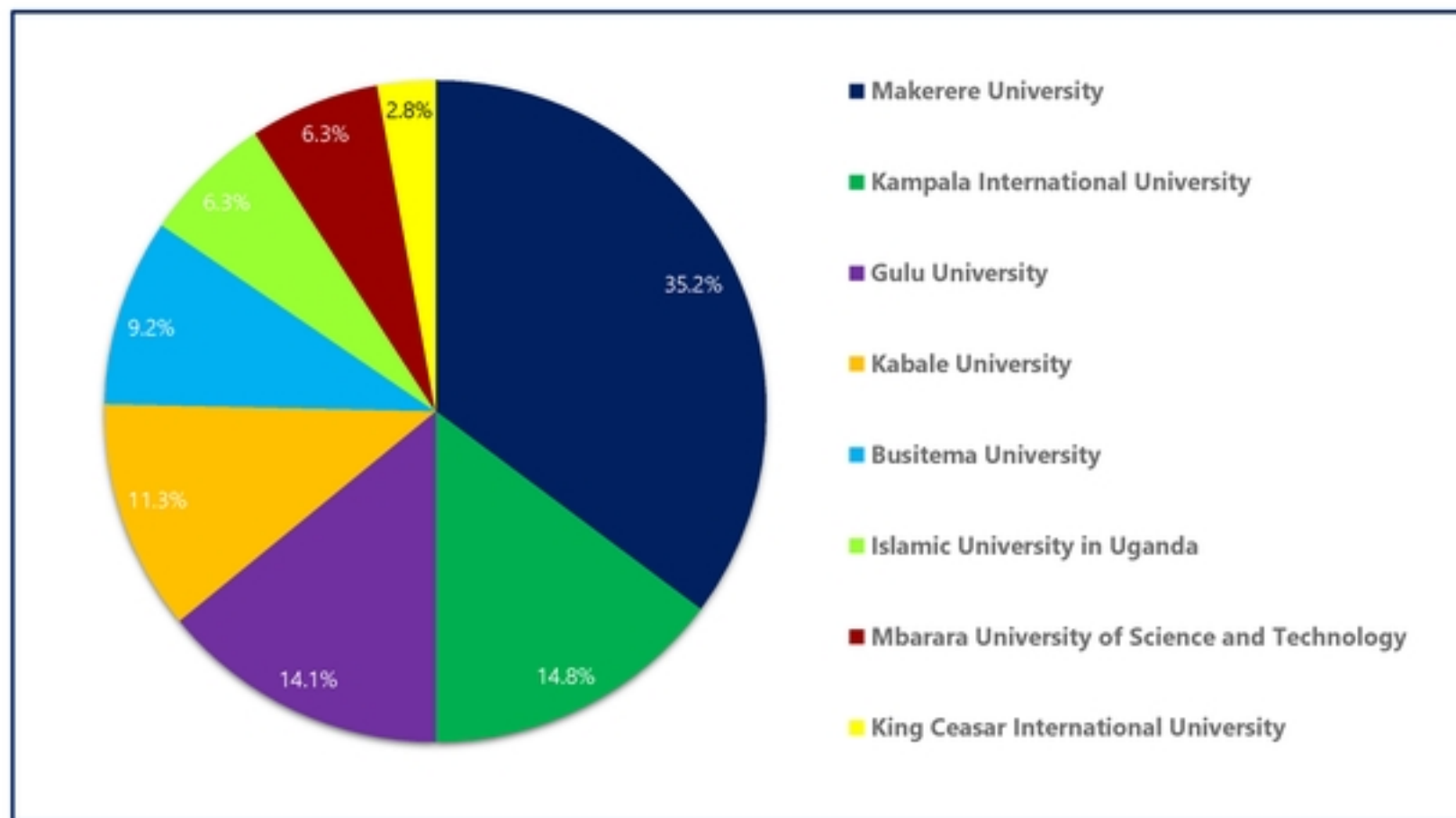


Figure 1

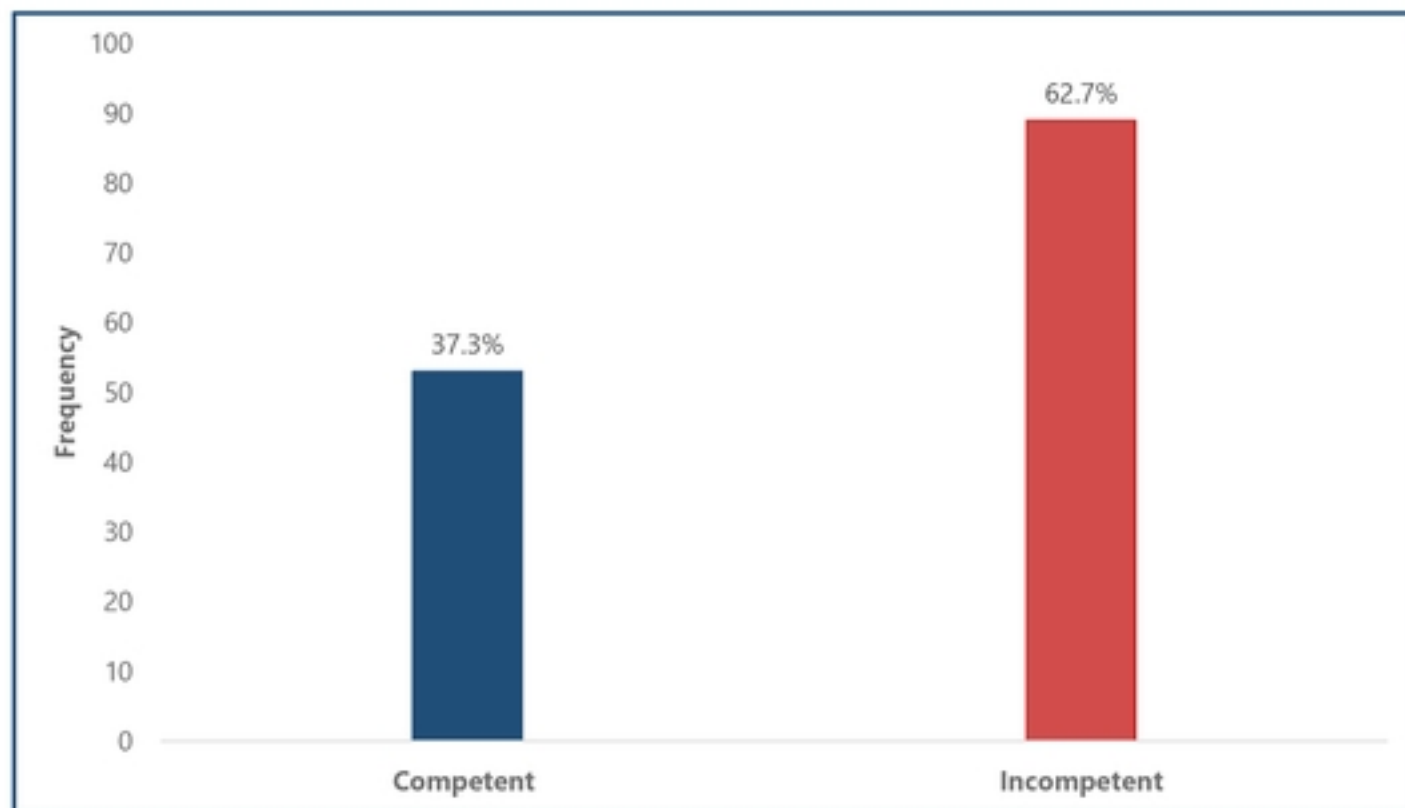


Figure 2

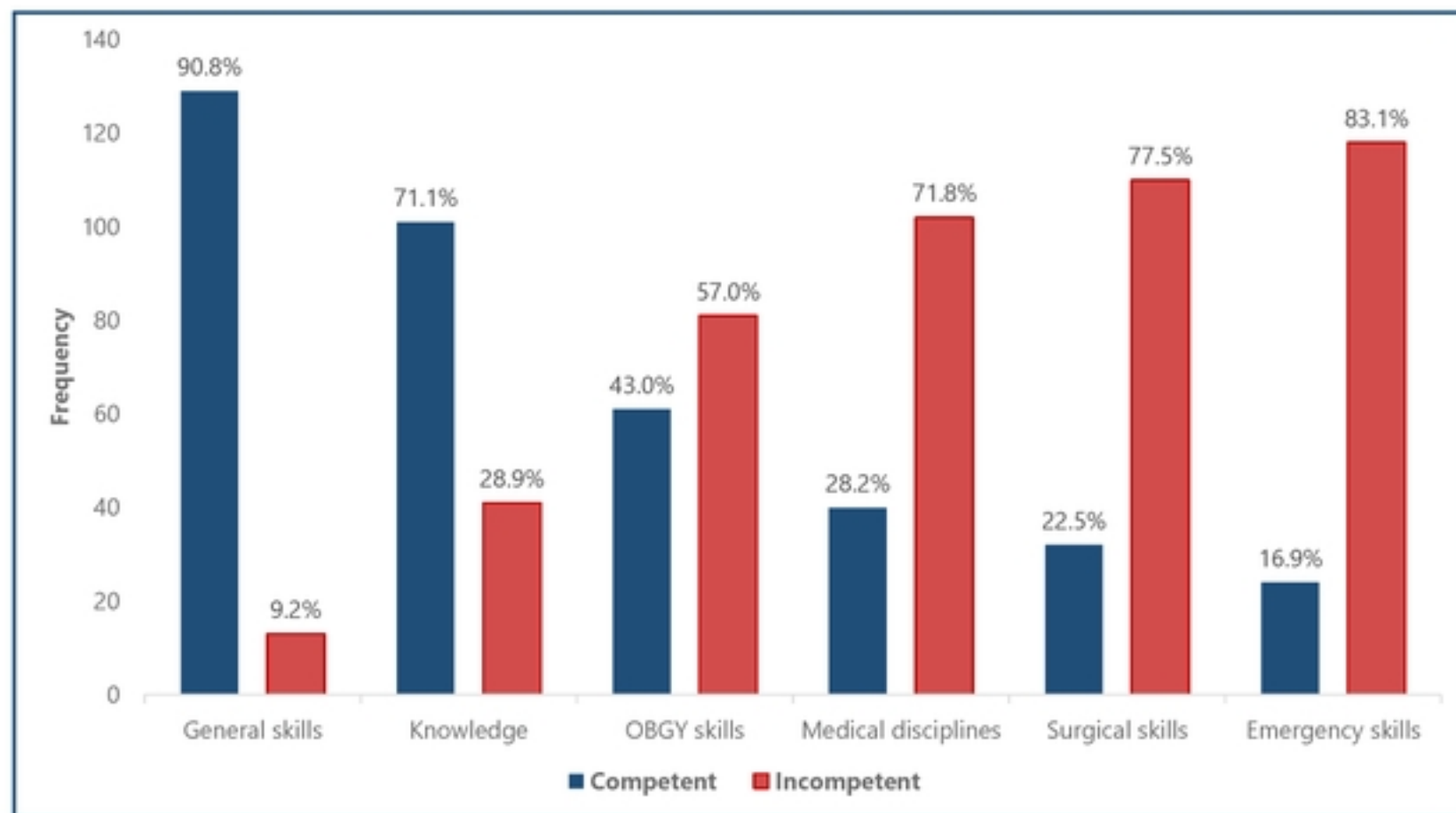


Figure 3

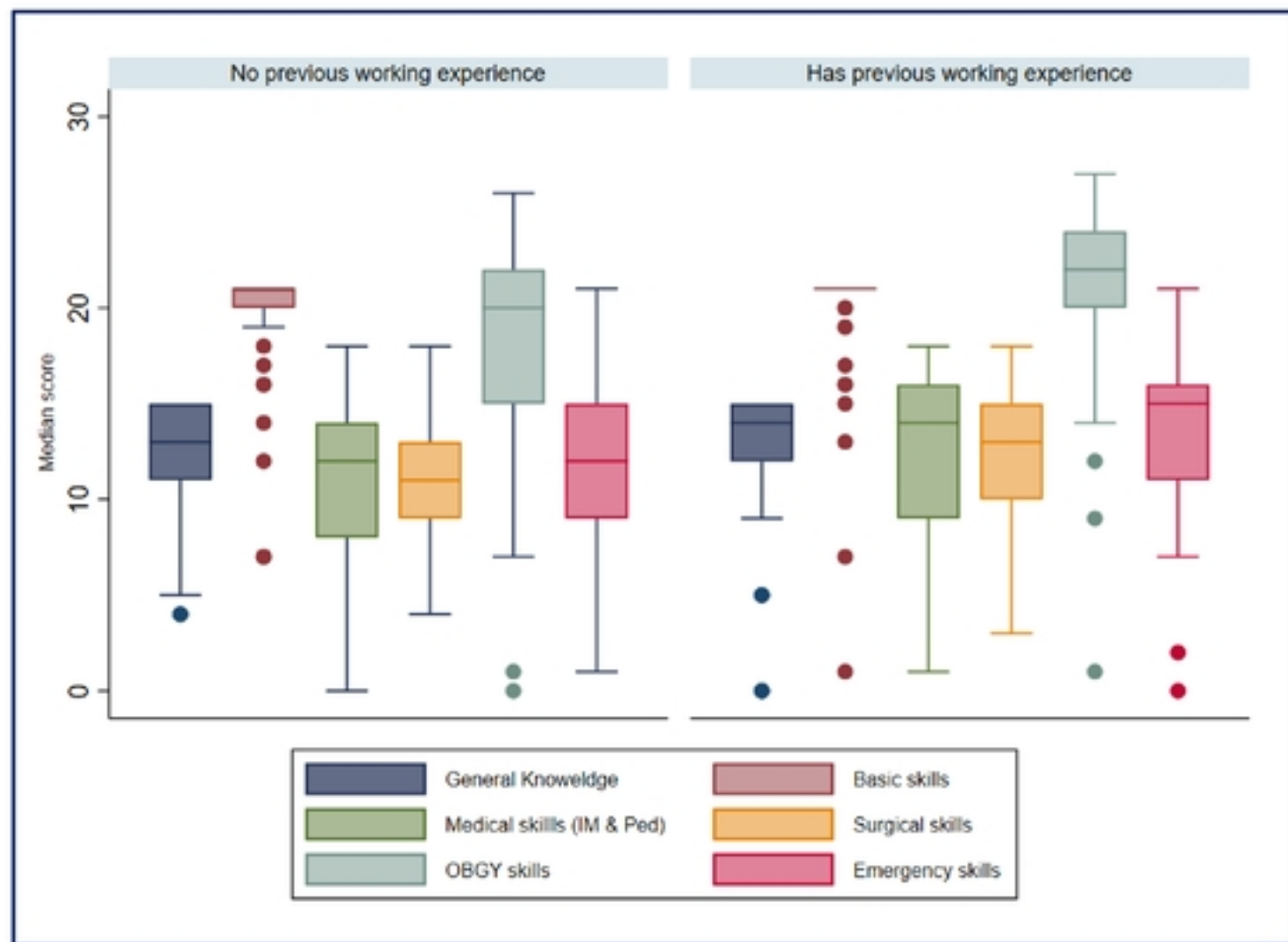


Figure 4