
1 ***Women Empowerment in Medical Imaging***
2 ***and Radiology: Status and Challenges***

3
4 Ashwag Rafea S Alruwaili¹, Alanoud Abdullah Alzahrani², Hajar Abdullah
5 Almater³, Lina Abdulaziz Aldibas¹, Nawal Farah Al anazi⁴, Asma Mohammed
6 albanyan⁵, Wadha Alyami¹

7
8 ¹ Radiological Sciences Department, College of Applied Medical Sciences, King Saud University, P.O. Box
9 145111, Riyadh 4545, Saudi Arabia.

10 ² Medical imaging department , King Abdulaziz medical city, National guard health affairs, Riyadh 6581
11 ,Saudi Arabia

12 ³ Medical imaging department, King Abdulaziz medical city, National guard health affairs, Riyadh 6581,
13 Saudi Arabia

14 ⁴ College of Science and Human Studies, Department of Biology, Prince Sattam bin Abdulaziz University, P.O.
15 Box 16273, Al-Kharj 7201, Saudi Arabia.

16 ⁵ Department of Social Studies, College of Humanities and Social Sciences, King Saud University, PO Box
17 8340, Riyadh 12532, Kingdom of Saudi Arabia

18
19
20
21
22 Abstract word count: 299 words

23 Body word count (excluding tables, figures and references): 5465 words

24
25 *Key words:*

26 Empowerment, Women Empowerment, Leadership, Gender equity, Saudi
27 culture, Saudi vision, Gender

29 Abstract

30 Since the pandemic's beginning, there have been significant setbacks in social
31 and economic inclusion of women. The resistance by public can be quite
32 challenging too due to different reasons, such as religious beliefs or the
33 dominance of custom and traditions creating a consistency in leadership
34 perceptions and prototypes of leaders. The Saudi vision unleashed the
35 exacerbated efforts to increase women involvement in the workforce and
36 empower them in leadership roles. Yet the overall representation of women in
37 leadership positions in health and academe in Saudi Arabia remains low
38 compared to other countries. Exploring women status in medical imaging and
39 the risks of reversals after the pandemic became necessary. An online
40 questionnaire was distributed to female workers in both health and academic
41 institutions in the field of medical imaging from December 31, 2021 to October
42 10, 2022. A total of 250 responses were received, and only 240 females
43 consented and met the criteria for inclusion in the study. Results show that Saudi
44 women still face the glass ceiling when it comes to administrative roles even
45 though they have high level of self-esteem and efficacy along with the support
46 from the Saudi government by fair wages compared to male counterparts.
47 However, institutions imposed largely more constraints on women, creating
48 difficult environment for gender diversity in work culture such as breastfeeding
49 hour, rest during working hours, leave for accompanying family member in
50 sickness or hospitalization such as children, sick leaves during pregnancy or
51 monthly period. In a remarkably short span of time, the current Saudi
52 government has undertaken commendable initiatives to empower women,

53 achieving their predetermined targets with notable success. Despite that, there
54 are many familial and cultural challenges that hinder them from leading
55 positions. The perceived efficacy of women leaders and the disparities in their
56 leadership philosophies are still up for research.

57 Introduction

58 Global development for women and girls has halted due to the economic and
59 social effects of the pandemic and geopolitical strife, which also run the risk of
60 leaving permanent scars on the universal movements towards empowering
61 women. Empowerment is a combination of power and self-sufficient rather than
62 a single process only, that stimulate individuals to positively contribute to the
63 success of communities. Qualified females remain marginalized in leadership and
64 administrative positions [1]. According to the United Nations Educational,
65 Scientific and Cultural Organization (UNESCO), the global science records
66 showed less than 30% of researchers are female, in which there has been simply
67 42% in Asia and 30% in Africa, and 32% in North America and western Europe,
68 and 45% in Latin America [2]. This may explain why female deliver out much
69 less scientific papers than male [3]. In the United States of America (USA), the
70 presence of female in decanal positions (ie, dean, vice dean, senior associate
71 dean, associate dean, assistant dean) in medical schools make up at most only
72 15% of the deanship population [4]. In Saudi Arabia, female researchers
73 represented even less than the numbers by UNESCO where only 23.2 % of total
74 researchers are female [5]. The gender prejudices and constrictive gender norms
75 that exist in society are reflected and reinforced by the health systems too [6].

76 This evidence of bias endangers the well-being of female healthcare
77 professionals as well as the health of entire communities.

78 Culture can be one of the barriers to women empowerment. The belief of the
79 community that health workers should be driven by altruism rather than
80 financial gain is encouraged by health professional themselves and culture
81 norms. This belief can justify the low-paying or unpaid roles, such as
82 volunteering, for females in the health sector. Some collectivist culture, such as
83 middle eastern, public take enormous pleasure in upholding and preserving the
84 Islamic and Arabic traditions and might not be prepared for the change towards
85 women leadership. Particularly, in the Saudi culture, Saudi citizens nurture the
86 Islamic root of their culture which mistakenly misbelieve that women cannot
87 lead [7]. Although since the announcement of Saudi 2030 vision, women were
88 the highlight of the media focus. Yet empowering women face many obstacles
89 and this quantum leap in new social trend might reshape the Saudi culture in the
90 coming years. Further challenges such as environmental factors, familial
91 responsibilities and duties, male worker dominance at workplace, and gender
92 equality [8]. The lack of self-motivation and level of education are found to be
93 more personal challenges [9]. Extreme issues include sexual harassment in
94 workplaces [10], lack of voice, image of incompetence and male co-workers
95 discomfort with women whom they perceive to be better than them [11] were
96 previously reported and recognized. There is evidence that entry of women into
97 the field of medicine is about 50% [12] while the role of women in leadership is
98 way less due to reasons such as delayed leadership opportunities, gender
99 inequality and unequal capabilities. Some female faculty members may have

100 difficulty combining professional and family responsibilities, leading them to
101 leave their leadership work in favor of male due to a lack of cooperation and
102 work-life balance [13]. Empowering women is derived from the societal concept
103 that this gives women their necessary rights in life, equally to education, making
104 their own decisions, and not being subject to the dominance of masculinity [14,
105 15].

106 It has been found that even with rising reports of women experiencing violence
107 and discrimination [16, 17], empowering women will always provide safety and
108 protection for female to resist the abuse that goes toward them [18].
109 Fundamental problems can be addressed through awareness and change in
110 institutional policies towards the role of women, equal opportunities,
111 cooperation to resolve work-and-life imbalance and therefore, improvement in
112 the development of leadership skills.

113 There have been recent efforts to increase women involvement in the workforce
114 and empower them in leadership roles [19, 20]. The overall representation of
115 women in leadership positions in Saudi Arabia remains low compared to other
116 countries. Based on the Global Gender Gap Index, Saudi Arabia held the place of
117 number 141 out of 149 in 2018 [21]. Despite the 130% increase in the number of
118 women working in the private sector by 2022, their leading participation still
119 lags behind their political empowerment and education indices (127 out of 149)
120 [21]. Further research is needed to fully understand the challenges and obstacles
121 hinder the progress of women empowerment by 2030.

122 There is a scientific agreement on the biological differences between women and
123 men which cannot be neglected. However, the cultural differences are

124 manageable and can be alleviated. Achieving gender equality in Science,
125 Technology, Engineering and Medicine (STEM), can bring us to the ideal health,
126 communal, and economic growth. Gender equality help not only in economic
127 expansion, but lowers the death rate in children, and helps build up nutrition
128 [22]. Worldwide, repression of women has serious consequences on physical and
129 mental health [23].

130 The historical stringent restrictions on Saudi women such as mobility freedom
131 compared to Gulf region was not restricting Saudi women from taking the lead
132 among the gulf women in directing the system's performance towards health and
133 education with the government's support to meet women's rights and needs
134 [24]. The changing in the policies of Saudi Arabia is in parallel to the community
135 and society increased awareness towards women's education and rights which
136 are important elements that will improve women's self-efficacy [25]. The new
137 vision of Saudi Arabia promotes women empowerment through relaxing the
138 constraints placed against them. It considers women a great asset and has been
139 publicly published that female's presence should take part in 30% of leading
140 presence in Saudi system since 2016 [7]. Since the launch of the Kingdom's
141 Vision 2030, women participation rate increased from 21% in 2017 to reach
142 31.2% of the workforce in 2020 [26]. The reforming of the whole system,
143 whether its education or health systems, are in favor for women to play a real
144 role in the advancement of the lifestyle in the Kingdom. These recent moves hold
145 important lessons to put more effort on emerging fields such as medical imaging
146 in both medicine and academe [27]. Establishing new policies in order to ease
147 women's career life are very crucial at this stage of transition towards women

148 empowerment. Especially with the aim of lifting restrictions on women to join
149 sectors that previously considered male specialty and to enabled women to
150 access leadership positions. Therefore, the need to investigate women status in
151 the health and academe of Radiology field is demanding. The changes
152 implemented to women empowerment in medical field over the past years
153 remains unprecedented. However, there is still uncertainty about the direction of
154 leadership opportunities and the full empowerment of women in the fields of
155 Radiological sciences and medical imaging. This study aimed; a) Investigate
156 women's status in leadership and administrative positions in medical imaging
157 field from research the female current status in medical imaging, b) explore
158 other empowering factors related to women's leadership and administrative
159 roles, c) to address the difficulties facing female empowerment in medical
160 imaging, d) to provide recommendations that can aid the health system towards
161 women empowers in medical imaging.

162 Methods

163 Sample size

164 The recruitment period commenced on December 31, 2021 and concluded on
165 October 10, 2022. During this timeframe, participants were actively sought and
166 enlisted for inclusion in the research, ensuring a comprehensive and
167 representative sample for the investigation. This survey-based study received
168 responses from a total number of 250 and included only 240 female who
169 consented and met the criteria for inclusion; a) Saudi female, b) aged 25 years
170 old or above, c) working in the medical imaging departments or radiological
171 sciences departments either in hospitals or universities in Saudi Arabia.

172 Participants should hold an education degree either a Diploma, Bachelor's,
173 Master or Ph.D. workers and academics in the field of medical imaging. Results
174 were based on their perspective towards women's empowerment and the
175 difficulties facing them against their empowerment and what is required to
176 empower them.

177 Questionnaire design

178 The bilingual online surveys were designed by researchers in English and Arabic
179 and divided into four sections: a) demographic data which will cover basic
180 information about the region, age, marital status, number of kids, education level,
181 sector, size of the hospital, years of experience, monthly income if they held a
182 leadership position, and the current position, b) personal empowerment which
183 includes questions about self-esteem, and self-efficacy, c) social/ relational
184 empowerment which includes statements about economic empowerment, and
185 freedom of mobility, d) environmental/ workplace empowerment access to
186 education, resources, support, organizational role, and women rights in work.. A
187 copy of the questionnaire is available in supp 1.

188 The questionnaire was designed to include several domains that are classified
189 under two dimensions, as follows; The **first section**: include multiple domains
190 with factors related to leadership and administrative roles for women in the field
191 of medical imaging which is divided into several dimensions. The **second**
192 **section**: difficulties that face females in the medical imaging field. The next step
193 was formulating the statements of the questionnaire. After reviewing the past
194 theoretical models, research and previous literature related to woman
195 leadership in medical imaging, with the tools used in previous studies, we

196 constructed current tool statements. A 5-scale Likert scale has been set for
197 responses where one is strongly disagreed and 5 represent totally agree.

198 Statistical analysis

199 Exploratory data analysis and cross tabulation was carried out such as calculated
200 frequencies of participants for each question, weighted average, and standard
201 deviation. Both percentage and frequencies were applied to identify the
202 demographics of the study sample and to determine the results of the main
203 dimensions in the study tool. Weighted Mean was used to investigate the level of
204 agreement on the statements and arrange the statements based on the highest
205 weighted mean. Validity of the study tool and internal consistency are available
206 on Supp 2

207 Ethics

208 Ethical approval was issued by the Institutional Review Board (IRB) at King Saud
209 University Medical City (KSU-MC) number E-21-6532. Participants provided
210 informed consent by answering an explicit question before proceeding with the
211 survey, affirming their voluntary participation and understanding of the study's
212 objectives and their rights.

213 Results

214 Study population

215 The sample represents the female community of all specializations in the field of
216 radiology in both health and academic sectors. The questionnaire was
217 distributed online to the study population, and a total number of 240
218 participants were valid for statistical analysis.

219 Sample demographics

220 Geographical Distribution- Most of the respondents are from Riyadh represented
221 by 55.4% of the total study sample, and they are the largest category of the study
222 sample. The next dominant percent was represented by the Eastern region of
223 13.8 % while the lowest percentage of participants was from both Albaha (0.8%)
224 and the Northern borders (0.4%). The regions of Asir and Makkah had almost
225 similar numbers of respondents (7-7.5%). Figure 1 shows the geographical
226 distribution of the study sample and the years of experience. Most of the
227 respondents had 5 years of experience or less (n=145, 60.4%), and they are the
228 largest category of the study sample. Next, is 6 - 10 years of experience (n=52,
229 21.7%), then the 11 - 15 years of experience (n= 23, 9.6%). Only 20 participants
230 had over than 15 years of years of experience, representing 8.3 % of the total
231 study sample.

232 Age groups- the study sample's age group of less than of 25 years old (n= 118)
233 represent 49.2% of the total study sample's age group and they are the largest
234 category of the study sample. The respondents who are between 25-30 years old
235 (n= 44) represent 18.3% of the total study sample. The group age of more than
236 30 to 35 years (n= 43) represents 17.9% of the whole respondents. Above the
237 age 35(n= 35) represents 14.6%. Table 1 shows the details of each age group.

238

239

Table 1: Age distribution of the total participants.

Age group	Counts (n)	Percentage (%)
less than 25	118	49.2
25 - 30	44	18.3

More than 30-35	43	17.9
More than 35-40	22	9.2
more than 40	13	5.4
Total	240	100%

240

241 The majority of the study sample's (n=125) are single females who represent
242 52.1% of the total respondents and have never been married. While (n=108) of
243 them are married and represent 45% of the female sample. The divorced females
244 (n=7) are the lowest number of the study sample representing 2.9% of the total
245 number of the study sample. Among the last two samples of married (n=108)
246 and divorced (n=7), A total of 70.4% of (n=81) have 1-2 children, 28.7 % (n=33)
247 had 3-6 children, and only one participant had more than 7 children. The annual
248 income of most respondents (n=176, 73.3%) is equal or more than \$32,000 and
249 they are the largest category of the study sample, while only (n=38,15.8%) of
250 them represent the sample who had their annual income of \$16,000 to \$32,000.
251 While the least are the female respondents (n= 26, 10.8%) who receive an annual
252 income of \$16,000 or less, (Figure 2-A). The sample education level distribution
253 was a follow; respondents with undergraduate degree (n=181, 75.4%), master's
254 degree (n=26, 10.8%), diploma (n=23, 9.6%), and Ph.D. (n=6, 2.5%). Only (n=4,
255 1.7%) were in fellowship (Figure 2-B) shows the education level distribution for
256 the sample included in this study. More than half of the respondent (n=160,
257 66.7%) are representative of the government health sector of the study sample
258 and (n=39, 16.3%) in the private health sector. Among these groups,
259 (n=44,22.1%) worked in a hospital sized 100 beds, (n=29, 14.6%) in hospitals

260 sized 110-150 beds, and majority of the health sector respondent (n=126,
261 63.3%) worked in bigger size hospital of more than 150 beds compared to the
262 others (Figure 2-C). Figure 2- D shows the employment field and the size of
263 hospitals for the respondents from health fields. This study found that only
264 (n=44, 18.3%) of females have been in leading roles or administrative positions
265 while the majority (n=196, 81.7%) have never worked in a leadership or
266 administrative position. From the 18.3% female leaders, majority (n=32, 72.7%)
267 held the leadership/administrative role within the medical imaging field and
268 only (n=8, 18.2%) of them, held these positions outside the medical imaging
269 field. Only few (n=4, 9.1%) of them were in leading roles inside and outside the
270 field of medical imaging. We further investigated the location of these positions
271 and found that the largest sample (n=36, 81.8%) were assigned leadership and
272 administrative roles within their institution, while (n=7, 15.9%) of them had
273 been leading outside their institution. Only one respondent held a leading
274 position inside and outside her institution (Figure 2-E).

275 The Empowerment Factors related to Self-worth

276 In general, the respondents strongly agreed on self-esteem factors related to
277 leadership roles and administrative positions with an average of 4.29 out of 5.00
278 and SD=0.622, which indicates the “strongly agree” scale on the study tool. They
279 strongly agree on two factors of self-esteem related roles leadership and
280 administrative which are a) “On the whole, I am satisfied with myself” (85.9%,
281 mean 4.26 ± 0.934), and b) “I feel that I’m a person of worth, at least on an equal
282 plane with others” (95.8%, mean \pm SD 4.64 ± 0.639). While the rest of the
283 statements had lower strength of agreement compared to the previous two

284 (Table 2). The second axis in the domain of self-efficacy which showed a
 285 moderate agreement with an average of 4.04 out of 5.00 that refers to the “I
 286 agree” option on the study tool. Breaking down the results we noticed the
 287 homogeneity in the agreement on the factors related to this axis, where the
 288 average ranged between 3.96 to 4.11. Two factors of self-efficacy are; a) “My
 289 coping capability help me calm in a hard situations” ranked first in terms of the
 290 agreement of among 80.8% of the respondents with an average of 4.11 out of 5
 291 and SD=0.892, and the second statement b) “ It is easy for me to focus on my
 292 objectives and accomplish my goals” ranked second with 73.3% of the total
 293 agreement and an average of 3.96 out of 5 SD=0.965.

294

295 *Table 2: Results of Self-Empowerment Dimension*

Dimension	Statements	Mean	SD
Self Esteem	Overall, I am satisfied with me	4.26	0.934
	Overall, I am satisfied with my role in life in general	4.17	0.847
	I can do things as well as most other people	4.1	0.997
	I feel that I’m a person of worth, at least on an equal plane with others	4.64	0.639
Self-Efficacy	It is easy for me to stick to my aims and accomplish my goals	3.96	0.965
	I can remain calm when facing difficulties because I can rely on my coping abilities	4.11	0.892

296

297 The Empowerment Factors related to Socio-economical dimension

298 Most of the study sample agree on most of the economic related factors with an

299 average of 3.78 out of 5.00, which indicates the “I agree” option on the Likert-

300 scale. The highest level of agreement on two statements, a) “I can have/ask for

301 lends and loans” with 79.6% (4.04±0.93), and b) “There is equality in allowance

302 provided from work between men and women (Health and medical field)” with

303 71.3% (3.87±1). The least agreed statement were; a) “I find equality between

304 men and women in accessing economic opportunities” with 60.5% (3.68±1), and

305 b) “I can benefit various services in the community (such as commercial,

306 investment, and Residential) without restrictions” with 56.2% (3.64±1). Table 3.

307

308 *Table 3: Results of Socioeconomical Dimension*

Dimension	Statements	Mean	SD
Economic Empowerment	I find equality between men and women in accessing economic opportunities	3.68	1.146
	I find equality between men and women by giving promotions and awards	3.69	1.227
	I can have/request for lends and loans	4.04	0.925
	I can benefit various services in the community (such as commercial, investment, and Residential) without restrictions	3.64	1.013
	There is an equality in giving an allowance provided from work between men and women (Health and medical field)	3.87	1.083

309

310 The Empowerment Factors related to Mobility Freedom

311 In freedom of **mobility** that can contribute to taking roles in leadership and

312 administrative positions, the general level of agreement was an average of 3.46

313 out of 5.00, which indicates the “I agree” option. There discrepancy in the

314 agreement on freedom of mobility. Agree on two factors represented in the two

315 phrases; a) “ I can travel inside the Kingdom to participate in conferences and

316 events depending on clear and easy-to-apply submissions” few disagreed while

317 the rest 70.7% agreed on this statement with (3.86±1.065), b) “I can travel

318 outside the Kingdom to participate in conferences and events without

319 restrictions”, had total agreement of only 52.5% (3.47±1.203). However, more

320 than half of the respondent 58.3%(3.06±1.273) did not agree on their freedom of

321 mobility of transfer between jobs in the field of medical imaging which was

322 stated as “I have the freedom of mobility between work fields in radiology with

323 clear policies”, Table 4.

324

325 *Table 4: Results of Mobility Freedom Dimension*

Dimension	Statements	Mean	SD
Mobility Freedom	I can travel inside the Kingdom to participate in conferences and events depending on clear and easy-to-apply submission	3.86	1.065
	I can travel outside the Kingdom to participate in conferences and events without restrictions	3.47	1.203
	I have the freedom of mobility between work fields in radiology with clear policies	3.06	1.273

326 The Empowerment Factors related to Environmental Factors

327 The results here are surprising as the female responded to the environmental

328 factors related to empowering women, in general, with neutral response on the

329 Likert-scale with an average of (2.95 out of 5.00). Although many agreed on one

330 factor which is related to the ability to travel freely within the country with

331 70.5% of total responses (3.49+1.2), they hardly agreed on their freedom to

332 travelling abroad with 52.5% (3.37+1.2). Compared to that, less percentage of

333 female in medical imaging around 44.2% (3.18+1.2) agreed that there is equity

334 in nomination for funding the training courses at work while 29.2% were neutral

335 and 26.7% disagreed with the statement “I find equality between men and

336 women in nominations for courses at work”. It is unfortunate that 50.5-51.5% of

337 these females do not find the support from their work field in keeping gifted,

338 hardworking, and intelligent (2.52+1.2) nor providing a library or resources for

339 updates in the field (2.66+1.3). Table 5 shows the average of responses for the

340 rest of the statements which was the weakest on the population agreement.

341

342 *Table 5: Results of Environmental Dimension*

Dimension	Statements	Mean	SD
Environmental factors	I can travel to complete my studies anywhere in Saudi Arabia, according to clear and easy-to-apply conditions and regulations	3.49	1.231
	I can travel to complete my studies anywhere outside Saudi Arabia, according to clear and easy-to-apply conditions and regulations	3.37	1.199

My work provides me with all the needs, tools, equipment, and resources needed to carry out my work effectively	3.06	1.2
I get sufficient support to provide initiatives that serve my professional field	2.94	1.124
My work supports the professional development through training courses and workshops	2.79	1.278
My work supports me to continue postgraduate studies or professional specialization, such as fellowship	2.74	1.31
My work provides me with all the needs, tools and resources needed to perform my work effectively	2.72	1.221
My employer makes a tangible effort to retain talented employees and encourage them to solve problems in innovative ways	2.52	1.224
I find equality between men and women in nominations for courses at work	3.18	1.196
My work provides a digital or hard-copy library with research and scientific developments, the latest books and manuals for modern devices	2.66	1.322

343

344 The Empowerment Factors related to Institutional factors

345 The respondents in this section were hesitant to agree or disagree with an
346 average of (3.32 out of 5.00), which is the category that indicates a “neutral”
347 option in the Likert-scale. Responses towards election and nomination for
348 leading positions had higher disagreement 41.3% compared to agreement of

349 33.3% and neutral 25.4% which pushes the total mean to 3.83+1.3. The next
 350 statement that had better level of agreement 66.7% compared to the latter
 351 statement is “I feel I do belong to my work field” with an average 3.63+1.2. The
 352 rest of the statements’ level of agreement is in Table 6.

353 *Table 6: Results of Institutional Dimension*

Dimension	Statements	Mean	SD
Institutional factors	I have a real belief in the institutional mission and goals	3.54	1.034
	I feel I do belong to my work field	3.63	1.146
	My performance is evaluated impartially	3.58	1.201
	I have opportunities to learn new skills in my work	3.16	1.21
	I don't face gender discrimination at the workplace	3.28	1.317
	I am allowed to elect/nominate for managing and leading positions	3.83	1.264
	If your boss is absences, the most qualified person is chosen regardless of gender	3.22	1.392

354

355 The Empowerment Factors related to job factors

356 An average of (2.92 out of 5.00) meet the neutral category of the Likert-scale
 357 response of females in medical imaging on statements related to job empowering
 358 factors that can support women in medical imaging careers. There is significant
 359 discrepancy in the agreement among many of the statements. Most of the
 360 statements in this dimension is below neutral and towards disagreeing. The
 361 agreement level to the rights for breastfeeding hour (47.9%, 3.4+1), rest during

362 working hours (52%, 3.26+1.3), leave for accompanying family member in
 363 sickness such as a parent or children (37.5%, 3.06+1.3), sick leaves during
 364 pregnancy (36.3%, 3.09+1.2) or monthly period (17%, 2.22+1.2), and the
 365 availability for rest area at work had (51.7%, 3.1+1.358). Moreover, childcare
 366 services or centres in the institution had more disagreement than the rest of the
 367 statements with (63.8%, 2.35+1.3), Table 7.

368 *Table 7: Results of Job Empowering Dimension*

Dimension	Statements	Mean	SD
Job empowering factors	There is a childcare at my workplace	2.35	1.307
	There are special places for women to rest at work	3.1	1.358
	I can get vacations easily during my periods	2.22	1.218
	I can get vacations during pregnancy	3.09	1.174
	I can get a sick/medical leave to be with a family member	3.06	1.264
	I have the right to take advantage of rest hours during official work hours	3.26	1.274
	I have the right to take advantage of the breastfeeding hour	3.4	1.135

369

370 The challenges facing women empowerment

371 The final dimension was challenges facing women empowerment in medical
 372 imaging. Although these challenges were phrased in statements, open question
 373 was present in the questionnaire to allow further challenges to be recognised.
 374 However, the statements in this dimension had more neutral responses

375 compared to the rest of the scale. Women agree upon the difficulties they face to
 376 balance work and life (54.6%, 3.47+1.2) especially the family responsibilities.
 377 This may contribute to the long working hours as per more than half of the
 378 respondents (52.5%, 3.57+1.2), the societal restriction (42.1%,3.12+1.2),
 379 difficulty to care for own children during working hours (41.3%, 3.47+0.95). Less
 380 agreement on the statement “Men's attitude towards women and leadership is
 381 negative in the department I work in” (33.4%, 3.1+1.2), Table 8.

382 *Table 8: Results of Challenges Towards Women Empowerment*

Dimension	Statements	Mean	SD
Challenges	There are social restrictions governing/ controlling my decision-making freedom	3.12	1.198
	Men's attitude towards women and leadership is negative at the area I work in	3.1	1.162
	I find it hard to take care of my kids while I'm at work	3.47	0.95
	My hours are long, and doesn't suit me and my family	3.57	1.187
	I find it difficult to take care of both my family and work at once	3.47	1.196

383

384 Discussion

385 The study was conducted to investigate women’s status in leadership and
 386 administrative positions in the field of medical imaging from both health sector
 387 and the academe. Exploring other empowering factors related to these roles and

388 addressing the difficulties facing female empowerment in medical imaging was
389 included.

390 An important observation emerged from this study is that 67.5% of the sample
391 size were under 30 years of age, which indicate that the number of female
392 graduates has increased recently and that could be attributed to women's
393 opportunities provided since the announcement of the Saudi 2030 vision [28].

394 Although previous studies suggest that micro factors such as personal, and
395 familial, factors can influence women's empowerment, the macro factors such as
396 society, culture, organizations, and governments are more essential to rapidly
397 facilitate empowerment. Self-esteem and self-efficacy are internal factors that
398 can be predictor of women empowerment level [29] which found to be high in
399 our sample ($M = 4.29$, $SD = 0.622$) and ($M = 4.04$, $SD = 0.79$), respectively. Both
400 factors can be used when designing empowering programs to support women
401 leadership. We consider these results promising for the future empowerment
402 because low self-esteem is a significant obstacle in the work environment as it
403 leads to avoidance of leadership positions and satisfaction by mere participation
404 without the ability to make decisions [25, 30, 31]. Many evidence showed that
405 women faced fewer tenured faculty positions with slower career advancement
406 despite increasing research activity over time, which lead to slower promotion
407 than males [32]. These disparities have persisted for decades, despite increasing
408 in women entering the field of radiology over 40 years, women presence in
409 radiology editorial boards are still lagging and never held a position as editor-in-
410 chief [33].

411

412 The economic empowerment is defined as “the transformative process that helps
413 women move from limited power at home to having the skills, resources, and
414 opportunities needed to compete equitably in job markets in order to control
415 and benefit from economic gains” [34]. Our study investigated this domain
416 because women's access to economic resources and opportunities, such as
417 employment, financial services, real estate, and other productive assets,
418 increases with economic empowerment. We found that the participants were
419 satisfied and agreed on equity between men and women in salaries, allowances,
420 promotions, rewards, and access to investment opportunities, because equal
421 wages are stipulated in the National labor system [35]. Our finding is outstanding
422 and incomparable to the global problem of gender wage inequality where gender
423 pay gaps were reported across all medicine specialties without clear explanation
424 by seniority, career breaks, and/or part-time work [36]. Women inability to
425 negotiate salary results in wage gap in academe [3] which reinforced, along with
426 other studies, that pay gap is one of the international challenges in women
427 empowering [37-40]. Inequality in wages has led many women dropping out of
428 their jobs, which negatively affects women's empowerment and leadership
429 opportunities. As working in the radiology sector is stressful, some women may
430 find that their financial return when obtaining leadership positions is not worth
431 the efforts [37, 38]. However, our findings in wage equity were not an issue and
432 supports women empowerment in Saudi Arabia.

433 Besides the economic factors, the mobility freedom for Saudi women in medical
434 imaging was investigated. We found that the participants were satisfied and
435 agreed on the factors of this domain although the women history of mobility

436 freedom had sensational events [41]. In the book "Gender, Class, Nationality, and
437 Women's Access to Public Places in Riyadh " Saudi women faced obstacles in
438 many aspects of their lives that hindered their empowerment and independence
439 [42]. Examples of reasons behind the almost complete absence of women in
440 public places mentioned by the author included; a) women driving was
441 prohibited in the past b) the lack of public transportation, c) the financial cost in
442 the case of hiring a driver, d) lack of anti-harassment laws, which is restricting
443 the mobility freedom [42]. Limited access to transportation can increase
444 women's "hidden" barriers to the participation in the labor market and
445 negatively affect their access to other services such as education or health, and
446 ultimately reduce women's empowerment [43, 44]. Since the announcement of
447 the 2030 vision, women empowerment is one of the targets and was set to
448 achieve 30% increase women presence in labor market by 2020. Many of these
449 obstacles were resolved and solution is still being facilitated by the government.
450 In 2018, the women were given numerous rights such as allowing them to drive
451 and issue driving licenses besides setting and immediate execution of
452 harassment laws. In 2019, the travel requirement for women with a male
453 guardian was abolished. The *Saudi Human Resources Development Fund* initiated
454 "Wusool" which aims at increase women's involvement in the job market and
455 support the newbies in overcoming transportation barriers if working for private
456 sector and, thus, ensure job stability. The program provides financial assistance
457 for transportation costs for eligible workers, covering up to 80% of the cost and
458 lasts for 24 months [45]. These changes explain our findings, where participants
459 agreed on the freedom of mobility factors.

460 We found that although the participants showed a high level of loyalty and
461 passion towards their careers and institutions, no tangible efforts have been
462 made by the workplace in terms of caring and motivating talented and
463 hardworking female employees, therefore the participants showed their
464 dissatisfaction with such element. Studies have confirmed that having talented
465 women in leadership positions benefit the final work outcomes, as well as offer
466 the advantage of different perspectives [46, 47]. Nevertheless, the *Women in the*
467 *Workplace 2017* report revealed that although women make up 52% of the US
468 population, they make up only 20% of leadership roles [48, 49]. This reflects how
469 difficult it can be for women to get to the top. During recruitments, institutions
470 can; a) assign diverse committee with prominent females to interview applicants
471 [50], b) showcase the success of female employee/faculty, c) set flexible tone in
472 welcoming environment.

473 In the context of the institutional empowerment, participants agreed that
474 workplace lack of nurseries and childcare, prohibit leave during menstrual cycle.
475 One practical factor that assists women in fully participating in the workplace is
476 the implementation of institutional policies that promote exclusion of the
477 gendered experience. Inclusive policies which help foster an enabling
478 environment are those that provide support for working female parents and
479 continually evaluate workplace flexibility. Qurrah Subsidy Program is another
480 Saudi initiative that was launched through the Child Welfare Authority intended
481 to provide support to working mothers by ensuring that their children are well-
482 cared for while they pursue employment opportunities in private sector [51].

483 This explains the increase in the number of fresh women in the field of medical
484 imaging by our findings.

485 As for the difficulties in the field of medical imaging, long working hours, lack of
486 development, and the inability to attend conferences and workshops are among
487 the most common barriers that were repeated by the participants. Professional
488 conferences are an important source of training, networking, and learning
489 opportunities in every field [52]. To limit the negative impact of these barriers,
490 we propose part-time job opportunities and motivate stand-out workers at a rate
491 of one workshop per month for the most accomplished employee. We call for the
492 establishment of programs that promote the development of women's skills in
493 management and leadership, as their effectiveness has been evident [53]. Having
494 an administrative role in the field of medical imaging reflects empowering status
495 and indicates effective women leadership and influence in the field. This enables
496 role modelling function for future generations. Unexpectedly, our study revealed
497 that majority of our sample (81.7%) have never held a leadership or
498 administrative position. Which is supported by underrepresented US academic
499 women in the field of radiology despite having comparable levels of experience
500 to men [54, 55]. Workplace is expected to provide training and development
501 programs for employees/faculty on topics such as unconscious prejudice,
502 negotiation skills, and equity. The low presence of women in leading positions in
503 our study may be attributed to two reasons; 49.4% of the participants were
504 recent graduates, and 60.4 % of our sample have less than 5 years of work
505 experience. This supported by previous literature where higher number of
506 women fill low rank positions compared to advanced ranks [56, 57]. Women are

507 18% less likely to get promoted than their male peers [46]. Without supportive
508 policies, talented employees will fall behind or not being able to fully reach
509 maximum potential in their careers [37, 46].

510 Another attribute to underrepresentation in leading positions and advanced
511 ranks, is the lack of retention of women particularly in academia [58]. Lack of
512 role models and poor mentoring can hinder female to accept
513 leading/administrative positions [59]. Active support in the workplace through
514 mentoring talented women to achieve their full potential is recommended to
515 avoid the “leaky pipeline” which is pronounced in medical fields [60]. Further
516 evident reason is that women miss such opportunities due to familial obligations
517 and societal expectations following parenting and domestic responsibilities [61].
518 We recommend implementing family-friendly policies and promoting a work-
519 life integration culture at institutional, departmental, and individual levels
520 tailored to acknowledge gender-specific difficulties [62]. These can be achieved
521 through flexible working hours and support for returners after maternity breaks
522 or leaves (Table 9). Workforce policies should include provisions for
523 breastfeeding or lactation breaks for new mothers. The Saudi working woman
524 has the right for a conditional paid maternity leave up to three years after birth.
525 If returning to work before that, she is entitled to a period, or rest periods, for the
526 purpose of breastfeeding her newborn, with pay, not exceeding a total of an hour
527 per day for 24 months postpartum [63].

528

529 A limitation of our study is that many participants have recently graduated and
530 lack work experience, and this is attributed to the tremendous changes that

531 Saudi Arabia is going through to achieve Vision 2030 through offering academic
532 programs for female that was previously inclusive to male and enforcing more
533 job opportunities for women. These are not surprising compared to global
534 evidence of increases drop-off of academic females at the associate and full
535 professor levels [59]. On top of all, the pandemic has affected women more than
536 men, and it impede the promotion of female academic radiologists as it has
537 adversely affected academics' productivity and disproportionately increased
538 women's household and childcare duties [64]. Further studies are required to
539 measure the extent, efficacy, and quality of women empowerment in leadership
540 and administrative positions.

541 The largest increase in the representation of women in leadership positions in
542 tight cultures should come through egalitarian behaviors. There should be a
543 strong dedication by decision makers to significantly improve women status in
544 empowering positions and avoid the implicit biases in women leadership
545 prototypes. Future research is mandated in the effectiveness of women
546 leadership in this field and specifically in the Middle East and North Africa
547 (MENA) and developing countries. In addition, researchers ought to explore the
548 gender diversity in fields where women are underrepresented to come up with a
549 more proactive strategy for laying the foundation for gender parity in the
550 burgeoning industries of the future. We need to establish promoting women for
551 leadership positions in the field of medical imaging academe and industry to
552 facilitate the placement of highly qualified women into leadership positions.

553

554 Conclusion

555 The current status of women in the field of medical imaging and the challenges
556 that could lead to the glass ceiling for women empowerment in both sectors is
557 presented here. Our study found that women do not lack self-esteem or efficacy
558 and government supports their presence and empower them. The culture places
559 some constraints on women emancipation, however, the real hurdle lays upon
560 the recruiting institutions to facilitate the emergence of women as leaders. The
561 glass ceiling effect is an existing issue bolstering female leadership in fields
562 dominated by men through accelerating gender egalitarianism must be a core
563 part of the public and private agenda. The Saudi Arabian government has
564 demonstrated exemplary leadership of proactive initiatives that effectively
565 empowered women in the workforce.

Table 9: Summary of recommendations to empower women and promote equity

Policy maker recommendation	Workplace recommendation	Female employees' recommendation
A longitudinal and continuous measure of women's empowerment to monitor changes in the status of women in the medical imaging field and determine whether it approaches the 2030 Saudi vision.	Self-esteem and self-efficacy can be predictors of women empowerment level and can be used when designing empowering programs to facilitate women leadership	Give a close attention for the micro and macro factors that facilitate empowerment such as: personal, familial, society and culture.
Collaborative efforts from different governmental entities to enable and support women presence in workforce through access to transport and services that encourage life-work balance	The efficiency of providing housing close to workplace for healthcare workers who face struggles with long working hours	Access to resources that facilitates empowerment such as economic, professional development and educational resources.
During recruitments, institutions can assign diverse committee with prominent females to interview applicants	Availability of nurseries and childcare nearby workplace and allow for breastfeeding hours can be effective empowering factors for returning to work after maternity leave	Female leaders be role modelling and approachable to younger and fresh women in the field.
Institutions should showcase the success of female employee/faculty to set role models for younger generations	Flexible working hours and part-time job option for returners after maternity breaks or leaves.	Increase awareness on younger generations about future jobs and responsibilities in the field of medical imaging
Set policies for shorter working hours during monthly periods	Facilitation of knowledge exchange between employees though regular professional seminars could promote women empowerment and leadership	Share domestic responsibilities and achieve life-work balance
The implementation of institutional policies that promote inclusion of the gendered experience.	Establish of programs that promote the development of women's skills in management and leadership	Apply for opportunities, rewards, and promotions
Continually evaluate market flexibility towards female leadership	Motivate stand-out female workers through support of continuous professional development and nomination for awards for the most accomplished employee	Seek mentorship
Setting supportive policies to embrace talented female employees	Workplace is expected to provide training and development programs for employees/faculty on topics such as unconscious prejudice, negotiation skills, and equity	Self-development and professional training are leading factors to leadership
implementing family-friendly policies and promoting a work-life integration culture at institutional level tailored to acknowledge gender-specific difficulties	Setting a flexible tone with welcoming environment to new female employees and faculty	
Assess the effectiveness of part-time job opportunities and whether they have any effect on the level of women empowerment		
Apply qualitative and quantitative methods to ensure equity in salaries, benefits, promotions, and other rewards		

Acknowledgments

We extend our deepest gratitude to the remarkable women who generously participated in this research study. Your voices have added depth to our findings, and we hope that the insights gained from this study will contribute to the betterment of women empowerment all around the world.

References

1. Alghofaily L. Women leadership in higher education in Saudi Arabia. *International Journal of Social Sciences*. 2019;8(2):14-32.
2. UNESCO. Just 30% of the world's researchers are women. What's the situation in your country? : UNESCO; 2021 [cited 2023 02/01/2023]. Available from: <https://shar.es/aflDVp>.
3. Shannon G, Minckas N, Tan D, Haghparast-Bidgoli H, Batura N, Mannell J. Feminisation of the health workforce and wage conditions of health professions: an exploratory analysis. *Hum Resour Health*. 2019;17(1):72. Epub 2019/10/19. doi: 10.1186/s12960-019-0406-0. PubMed PMID: 31623619; PubMed Central PMCID: PMC6796343.
4. Schor NF. The Decanal Divide: Women in Decanal Roles at U.S. Medical Schools. *Academic Medicine*. 2018;93(2).
5. Al shammary SE, Zrieq R, Ibrahim UM, Altamimi AB, Diab HM. On the Celebration of the International Day of Women and Girls in Science: Assessment of the Factors Mediating Women's Empowerment in Scientific Research in Saudi Arabia. *Sustainability*. 2021;13(4):2385. PubMed PMID: doi:10.3390/su13042385.
6. Hay K, McDougal L, Percival V, Henry S, Klugman J, Wurie H, et al. Disrupting gender norms in health systems: making the case for change. *The Lancet*. 2019;393(10190):2535-49. doi: [https://doi.org/10.1016/S0140-6736\(19\)30648-8](https://doi.org/10.1016/S0140-6736(19)30648-8).
7. Ahmed W. Women Empowerment in Saudi Arabia: An Analysis from Education Policy Perspective. *The Middle East International Journal for Social Sciences (MEIJSS)*. 2020;2(3):93-8.
8. Rajeh M, Nicolau B, Qutob A, Pluye P, Esfandiari S. A Survey of the Barriers Affecting the Career Practice and Promotions of Female Dentists in Saudi Arabia. *JDR Clinical & Translational Research*. 2019;4(2):187-95. doi: 10.1177/2380084418815458.
9. Rajeh M, Nicolau B, Pluye P, Qutob A, Esfandiari S. Are There Barriers for Professional Development of Women Dentists? A Qualitative Study in Saudi Arabia. *JDR Clinical & Translational Research*. 2017;2(2):119-31. doi: 10.1177/2380084416685083.

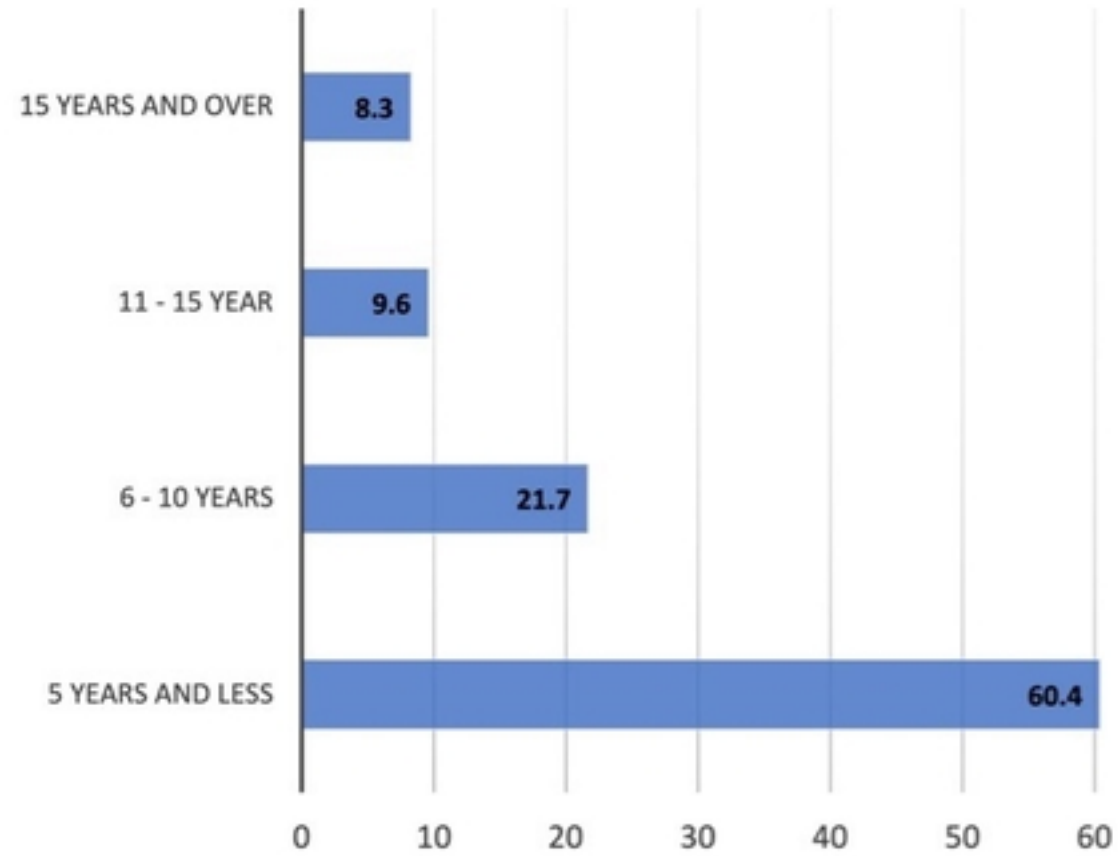
10. Gupta D, Garg J. Sexual harassment at workplace. *International Journal of Legal Science and Innovation*; 2020.
11. Gaines J. *Women in male-dominated careers*. 2017.
12. Heiser S. The Majority of U.S. Medical Students Are Women, New Data Show. 2019.
13. Boakye AO, Dei Mensah R, Bartrop-Sackey M, Muah P. Juggling between work, studies and motherhood: The role of social support systems for the attainment of work–life balance. *SA Journal of Human Resource Management*. 2021;19:10.
14. Mason K, Smith H. *Women’s Empowerment and Social Context: Results from Five Asian Countries*. 2012.
15. Miedema SS, Haardörfer R, Girard AW, Yount KM. Women’s empowerment in East Africa: Development of a cross-country comparable measure. *World Development*. 2018;110:453-64. doi: <https://doi.org/10.1016/j.worlddev.2018.05.031>.
16. Kemper KJ, Schwartz A, Consortium PRB-RS. Bullying, discrimination, sexual harassment, and physical violence: common and associated with burnout in pediatric residents. *Academic pediatrics*. 2020;20(7):991-7.
17. SteelFisher GK, Findling MG, Bleich SN, Casey LS, Blendon RJ, Benson JM, et al. Gender discrimination in the United States: Experiences of women. *Health Services Research*. 2019;54(S2):1442-53. doi: <https://doi.org/10.1111/1475-6773.13217>.
18. Sathyasri B, Vidhya UJ, Sree GJ, Pratheeba T, Ragapriya K. Design and implementation of women safety system based on Iot technology. *International Journal of Recent Technology and Engineering (IJRTE)*. 2019;7(6S3).
19. Mason KO, Smith HL. *Women’s empowerment and social context: Results from five Asian countries*. Gender and Development Group, World Bank, Washington, DC. 2003;53(9).
20. Akter S, Rutsaert P, Luis J, Htwe NM, San SS, Raharjo B, et al. Women’s empowerment and gender equity in agriculture: A different perspective from Southeast Asia. *Food Policy*. 2017;69:270-9. doi: <https://doi.org/10.1016/j.foodpol.2017.05.003>.
21. World Economic Forum. *Global Gender Gap Reports*. Report. Switzerland: 2022.
22. Agarwal B. Gender equality, food security and the sustainable development goals. *Current Opinion in Environmental Sustainability*. 2018;34:26-32. doi: <https://doi.org/10.1016/j.cosust.2018.07.002>.
23. Sen G, George A, Ostlin P, Ramos S. *Unequal, Unfair, Ineffective and Inefficient Gender Inequity in Health: Why it exists and how we can change it*. 2007.
24. Al-Amoudi SM. Health empowerment and health rights in Saudi Arabia. *Saudi Med J*. 2017;38(8):785-7. doi: 10.15537/smj.2017.8.19832. PubMed PMID: 28762428; PubMed Central PMCID: PMC5556292.
25. Al-Qahtani AM, Ibrahim HA, Elgzar WT, El Sayed HAE, Abdelghaffar T, Moussa RI, et al. Perceived and real barriers to workplace empowerment among women at Saudi universities: A cross-sectional study. *Afr J Reprod Health*. 2021b;25(s1):26-35. Epub 2021/06/03. doi: 10.29063/ajrh2021/v25i1s3. PubMed PMID: 34077142.

26. Unified National Platform. Women Empowerment: GOV.sa; 2021 [updated 07/07/2021; cited 2023 3 Feb 2023]. Available from: https://www.my.gov.sa/wps/portal/snp/careaboutyou/womenempowering/!ut/p/z0/04_Sj9CPykssy0xPLMnMz0vMAfljo8zjQx93d0NDYz8LYIMLA0CQ4xCTZwN_Ay8Tlz0g1Pz9AuyHRUBwQYLNQ!!/#:~:text=The%20Kingdom%20advanced%20in%20a,and%20receiving%2080%2F100%20points.
27. Shannon G, Jansen M, Williams K, Cáceres C, Motta A, Odhiambo A, et al. Gender equality in science, medicine, and global health: where are we at and why does it matter? *The Lancet*. 2019;393(10171):560-9. doi: [https://doi.org/10.1016/S0140-6736\(18\)33135-0](https://doi.org/10.1016/S0140-6736(18)33135-0).
28. Nuruzzaman M. Saudi Arabia's 'Vision 2030': Will It Save Or Sink the Middle East? : *E-International Relations*; 2018. Available from: <https://www.e-ir.info/2018/07/10/saudi-arabias-vision-2030-will-it-save-or-sink-the-middle-east/>.
29. Al-Qahtani AM, Ibrahim HA, Elgzar WT, El Sayed HA, Essa RM, Abdelghaffar TA. The role of self-esteem and self-efficacy in women empowerment in the Kingdom of Saudi Arabia: A cross-sectional study. *Afr J Reprod Health*. 2021a;25(s1):69-78. Epub 2021/06/03. doi: 10.29063/ajrh2021/v25i1s.7. PubMed PMID: 34077146.
30. Adjei SB. Assessing Women Empowerment in Africa: A Critical Review of the Challenges of the Gender Empowerment Measure of the UNDP. *Psychology and Developing Societies*. 2015;27(1):58-80. doi: 10.1177/0971333614564740.
31. Offermann LR, Beil C. Achievement Styles of Women Leaders and Their Peers: Toward an Understanding of Women and Leadership. *Psychology of Women Quarterly*. 1992;16(1):37-56. doi: 10.1111/j.1471-6402.1992.tb00238.x.
32. Jalilianhasanpour R, Chen H, Caffo B, Johnson P, Beheshtian E, Yousem DM. Are Women Disadvantaged in Academic Radiology? *Academic Radiology*. 2020;27(12):1760-6. doi: <https://doi.org/10.1016/j.acra.2020.09.019>.
33. Piper CL, Scheel JR, Lee CI, Forman HP. Representation of Women on Radiology Journal Editorial Boards: A 40-Year Analysis. *Academic Radiology*. 2018;25(12):1640-5. doi: 10.1016/j.acra.2018.03.031.
34. WEE. Women's Economic Empowerment: Bill & Melinda Gates Foundation; 2017 [November 4, 2022]. Available from: <https://www.gatesfoundation.org/equal-is-greater/our-approach/>.
35. Alkhudair D. Saudi Arabia looks to close gender pay gap: *Arab News*; 2020 [cited 2022 27/11/2022]. Available from: <https://arab.news/vbqdx>.
36. Connolly S, Holdcroft A, editors. *The pay gap for women in medicine and academic medicine* 2009.
37. Fichera G, Busch IM, Rimondini M, Motta R, Giraud C. Is Empowerment of Female Radiologists Still Needed? Findings of a Systematic Review. *Int J Environ Res Public Health*. 2021;18(4). Epub 2021/02/11. doi: 10.3390/ijerph18041542. PubMed PMID: 33562881; PubMed Central PMCID: PMC7915271.
38. Surawicz CM. Women in Leadership: Why So Few and What to Do About It. *J Am Coll Radiol*. 2016;13(12 Pt A):1433-7. Epub 2017/03/28. doi: 10.1016/j.jacr.2016.08.026. PubMed PMID: 28341310.
39. Weigel KS, Kubik-Huch RA, Gebhard C. Women in radiology: why is the pipeline still leaking and how can we plug it? *Acta Radiologica*. 2019;61(6):743-8. doi: 10.1177/0284185119881723.

40. Witteman HO, Hendricks M, Straus S, Tannenbaum C. Are gender gaps due to evaluations of the applicant or the science? A natural experiment at a national funding agency. *Lancet*. 2019;393(10171):531-40. Epub 2019/02/12. doi: 10.1016/s0140-6736(18)32611-4. PubMed PMID: 30739688.
41. Geel A. Separate or together? Women-only public spaces and participation of Saudi women in the public domain in Saudi Arabia. *Contemporary Islam*. 2016;10. doi: 10.1007/s11562-015-0350-2.
42. Le Renard A. Genre, classe, nationalité et accès des femmes aux espaces publics à Riyad. *Sociétés contemporaines*. 2011;84(4):151-72. doi: 10.3917/soco.084.0151.
43. Dulhunty A. Disciplinary mobility and women's empowerment: a complicated connection. *Mobilities*. 2022:1-15. doi: 10.1080/17450101.2022.2088298.
44. Sharma-Brymer V, Sharma SNV. Women and Transport: A Comparative Analysis of Issues and Actions. In: Leal Filho W, Marisa Azul A, Brandli L, Lange Salvia A, Wall T, editors. *Gender Equality*. Cham: Springer International Publishing; 2021. p. 1129-39.
45. Wusool. "Wusool" program for fund transporting working women: Saudi Human Resources Development Fund; 2020 [cited 2023 March, 3]. Available from: <https://wusool.sa/service.html>.
46. Odei BC, Seldon C, Fernandez M, Rooney MK, Bae J, Acheampong J, et al. Representation of Women in the Leadership Structure of the US Health Care System. *JAMA Network Open*. 2021;4(11):e2136358-e. doi: 10.1001/jamanetworkopen.2021.36358.
47. Ruderman MN, Ohlott PJ, Panzer K, King SN. Benefits of Multiple Roles for Managerial Women. *Academy of Management Journal*. 2002;45(2):369-86. doi: 10.5465/3069352.
48. Hiraoka AA, Bohrer A, Gina C, Deb C, Marianne C, Christianne C, et al. *Women in the Workplace 2022: LeanIn.Org and McKinsey & Company 2022*. Available from: <https://womenintheworkplace.com>.
49. Krivkovich A, Robinson K, Starikova I, Valentin R, Yee L. *Women in the workplace 2017*. 2017.
50. Sepulveda KA, Paladin AM, Rawson JV. Gender Diversity in Academic Radiology Departments: Barriers and Best Practices to Optimizing Inclusion and Developing Women Leaders. *Academic Radiology*. 2018;25(5):556-60. doi: <https://doi.org/10.1016/j.acra.2017.08.018>.
51. Qurrah SP. "Qurrah" Subsidy Program a national initiative of the Child Welfare Authority: Human Resources Development Corporation 2017. Available from: <https://qurrah.sa/aboutsubsidy>.
52. Ngamsom B, Beck J. A Pilot Study of Motivations, Inhibitors, and Facilitators of Association Members in Attending International Conferences. *Journal of Convention & Exhibition Management*. 2000;2(2-3):97-111. doi: 10.1300/J143v02n02_09.
53. Spalluto LB, Spottswood SE, Deitte LA, Chern A, Dewey CM. A Leadership Intervention to Further the Training of Female Faculty (LIFT-OFF) in Radiology. *Acad Radiol*. 2017;24(6):709-16. Epub 2017/05/21. doi: 10.1016/j.acra.2016.12.025. PubMed PMID: 28526513.
54. Goswami AK, Kokabi N, Khaja MS, Saad WE, Khaja A, Vashi AP, et al. *Academic Radiology in the United States: Defining Gender Disparities in Faculty*

- Leadership and Academic Rank. *Academic Radiology*. 2022;29(5):714-25. doi: <https://doi.org/10.1016/j.acra.2021.05.016>.
55. Fichera G, Busch IM, Rimondini M, Motta R, Giraud C. Is Empowerment of Female Radiologists Still Needed? Findings of a Systematic Review. *International Journal of Environmental Research and Public Health*. 2021;18(4):1542. PubMed PMID: doi:10.3390/ijerph18041542.
56. Qamar SR, Khurshid K, Jalal S, McInnes MDF, Probyn L, Finlay K, et al. Gender Disparity Among Leaders of Canadian Academic Radiology Departments. *American Journal of Roentgenology*. 2019;214(1):3-9. doi: 10.2214/AJR.18.20992.
57. Hamidizadeh R, Jalal S, Pindiprolu B, Tiwana MH, Macura KJ, Qamar SR, et al. Influences for Gender Disparity in the Radiology Societies in North America. *American Journal of Roentgenology*. 2018;211(4):831-8. doi: 10.2214/AJR.18.19741.
58. Carr PL, Gunn CM, Kaplan SA, Raj A, Freund KM. Inadequate Progress for Women in Academic Medicine: Findings from the National Faculty Study. *Journal of Women's Health*. 2015;24(3):190-9. doi: 10.1089/jwh.2014.4848.
59. Surawicz C. Women in Leadership: Why So Few and What to Do About It. *Journal of the American College of Radiology*. 2016;13(12, Part A):1433-7. doi: <https://doi.org/10.1016/j.jacr.2016.08.026>.
60. Weigel KS, Kubik-Huch RA, Gebhard C. Women in radiology: why is the pipeline still leaking and how can we plug it? *Acta Radiologica*. 2020;61(6):743-8. doi: 10.1177/0284185119881723. PubMed PMID: 31648538.
61. Jolly S, Griffith KA, DeCastro R, Stewart A, Ubel P, Jaggi R. Gender differences in time spent on parenting and domestic responsibilities by high-achieving young physician-researchers. *Annals of internal medicine*. 2014;160(5):344-53.
62. Agrawal P, Madsen TE, Lall M, Zeidan A. Gender Disparities in Academic Emergency Medicine: Strategies for the Recruitment, Retention, and Promotion of Women. *AEM Education and Training*. 2020;4(S1):S67-S74. doi: <https://doi.org/10.1002/aet2.10414>.
63. HRSD. Medical care for pregnancy and childbirth, and the rest period after maternity leave Saudi Arabia: Human Resources and social development; 2023. Available from: <http://laboreducation.hrsd.gov.sa/ar/labor-education/287>.
64. Tso HH, Parikh JR. Mitigating delayed academic promotion of female radiologists due to the COVID pandemic. *Clinical Imaging*. 2021;76:195-8. doi: <https://doi.org/10.1016/j.clinimag.2021.04.010>.

Years of Experiences (%)



Geographical Distribution (%)

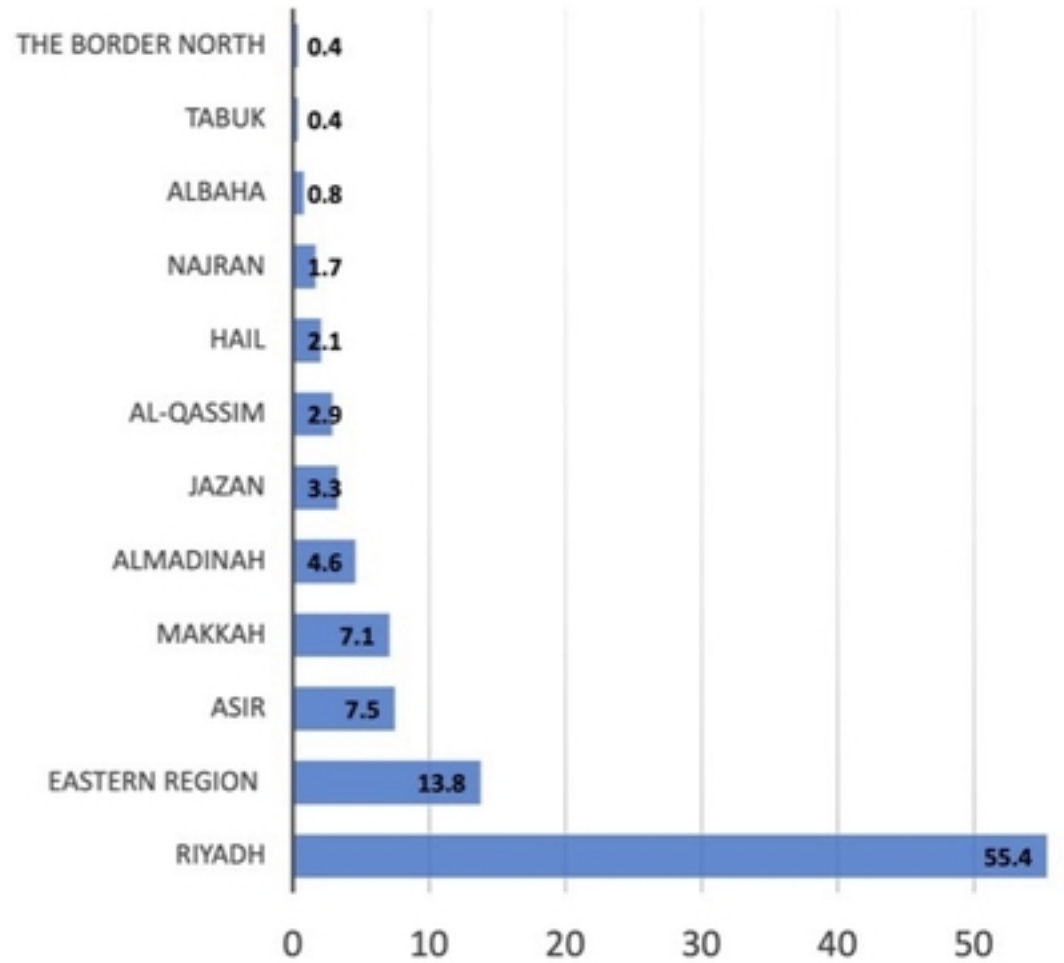
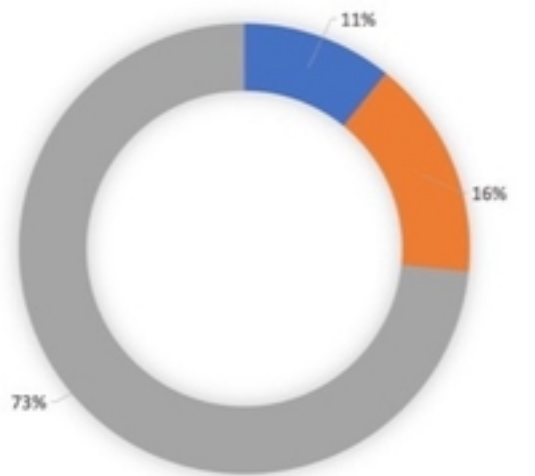
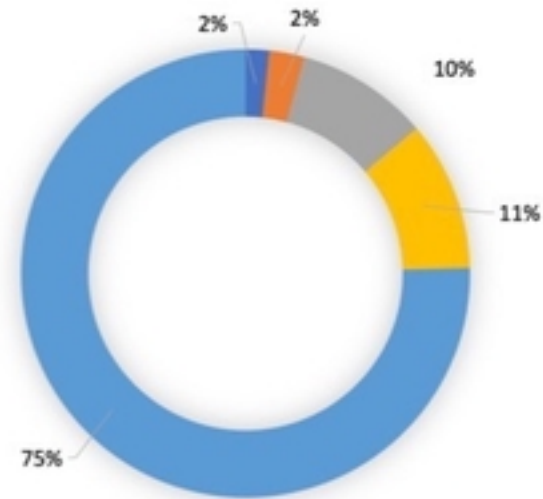


Figure1

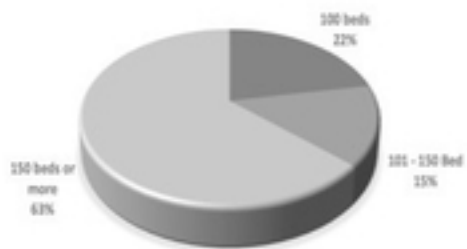
A - Annual Income



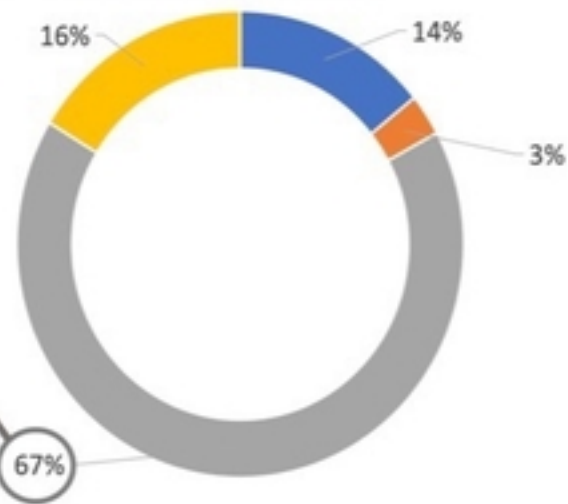
B - Education Level



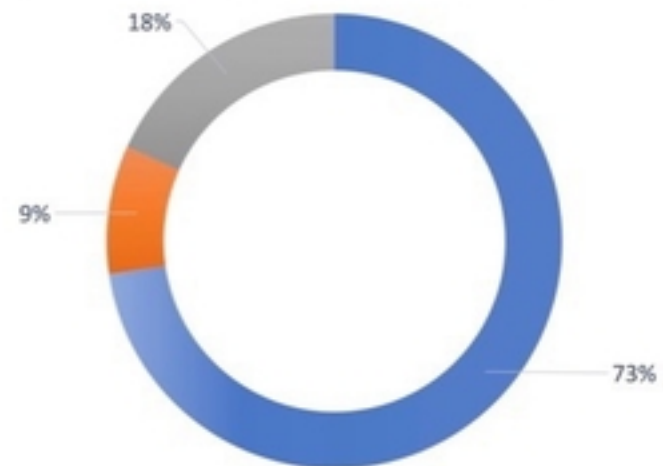
D - Hospital Size



C - Institutional Affiliation



E - Leadership Positions (n=44)



■ Government academic ■ Private academic ■ Government health ■ Private health

■ Within the Field ■ Outside the Field ■ Inside and Outside the Field

Figure 2