

# Levels and predictors of knowledge, attitude and practice of contraception among female TV undergraduates in Nigeria: a cross-sectional study

Hadizah Abigail AGBO<sup>1,2</sup>, Philip Adewale ADEOYE<sup>1\*</sup>, Danjuma Ropzak YILZUNG<sup>3</sup>, Jawa Samson MANGUT<sup>3</sup>, Paul Friday OGBADA<sup>3</sup>

<sup>1</sup>Department of Community Medicine, Jos University Teaching Hospital, Jos, Plateau State, Nigeria

<sup>2</sup>Department of Community Medicine, University of Jos, Jos, Plateau State, Nigeria

<sup>3</sup>College of Health Sciences, University of Jos, Jos, Plateau State, Nigeria

**\*Corresponding author:** Philip Adewale ADEOYE. Department of Community Medicine, Jos University Teaching Hospital, Jos, Plateau State, Nigeria. E-mail: [philipadeoye@gmail.com](mailto:philipadeoye@gmail.com). Mobile: +234 8062081617

## ABSTRACT

### Introduction

Access to contraception is a preventive measure against unplanned pregnancy and sexually transmitted infections; especially in sub-Saharan Africa where unmet need is a huge public health concern. This study assessed the levels and predictors of knowledge, attitude and practice of contraception among female TV studies students in Nigeria.

### Methods

This is a cross-sectional study was conducted among female students of NTA TV College, Nigeria. Predictors of good knowledge, attitude and practice of contraception were determined by multivariable binary logistic regression. A p-value of < 0.05 was determined to be statistically.

### Result

There were 217 study participants; with an average age of 22 years. Levels of good knowledge, attitude and practice of contraception were 55.3%, 47.5%, and 50.7% respectively. About 74% has ever had sex; with their main sources of contraceptive information from friends and the internet; and commonly used contraceptives are condom and oral contraceptive pills. The commonest reason for the non-use of contraceptives is fear of side effects or health risks. Being a young adult is a significant predictor (aOR: 2.633 [95% CI: 1.031-6.723]; p=0.043) of good knowledge; while being a diploma student (aOR: 2.369 [95%CI: 1.219-4.604]; p=0.011); living off-campus (aOR: 2.134 [95%CI: 1.043-4.368]; p=0.038) and good knowledge (aOR: 3.798 [95%CI: 2.079-6.937]; p=0.000) are significant predictors of good attitude. Being from the state's indigenous population (aOR: 2.369 [95%CI: 1.222-4.595]; p=0.011) and ever engaging in sex (aOR: 24.482 [95%CI: 7.914-75.736]; p=0.000) are significant predictors of good contraceptive use.

## 36 **Conclusion**

37 Our study has shown relatively low levels of good knowledge, attitude and practice of contraception and their predictors.  
38 Therefore, there is an urgent need to improve advocacy and policies to improve knowledge, attitude and practice on  
39 contraception and sexual and reproductive health services among young people.

40 **Keywords:** *knowledge, attitude, practice, contraception, female undergraduate students, Nigeria*

## 42 **INTRODUCTION**

43 Globally, the proportion of women with unmet need for modern contraception is highest in sub-Saharan Africa- twice the  
44 world's average.<sup>1</sup> These unmet need has been reported to lead to unwanted pregnancy, unsafe abortion and the limited  
45 ability of women to advance educationally, career-wise and economically. The use of contraceptives should be a right-  
46 based issue that is necessary for ensuring informed choices regarding family planning. Correct use can significantly  
47 improve women's reproductive health and well-being.<sup>2</sup> Contraception can be said to be an important measure of  
48 unintended pregnancy, abortion and STI, especially the young people. Recent efforts, in the last decade, have sought to  
49 reduce unmet needs among women and girls.<sup>3</sup>

50 The proportion of youths in Nigeria is reported to be about half of the population; with about 57% never married.<sup>4</sup> This  
51 group constitute the highest proportion of those that join the higher education systems yearly. Though this group is the  
52 most sexually active; utilization is higher, but the highest level of unmet need among all population groups.<sup>5-8</sup> They are  
53 more at risk of pre-marital sex -often without protection; early, multiple but short-lived intimate relationships; limited  
54 knowledge on sexuality issues which is required for healthy sex life and reduction in the risk of teenage pregnancy; unsafe  
55 abortion, STIs among others; and less likely to discuss family planning issues with healthcare providers<sup>6,8</sup>; which poses  
56 public health and social problems in many LMICs; with many studies indicating increasing incidence of unsafe abortion,  
57 STIs including HIV/AIDS, violence against girls, pregnancy-related morbidity and mortality.<sup>8-10</sup> Unintended and  
58 unwanted pregnancy among university students may jeopardize their academic pursuit and potential future career.

59 Despite the increased accessibility of contraceptives at health facilities across the country, utilization remains low among  
60 young females. General uptake variations across the region with the northcentral one of the highest with unmet needs.  
61 Girls faced more challenges accessing contraceptives than women living with intimate partners due to associated stigma  
62 associated with their pre-marital sexual activities.<sup>1,6,8,11</sup> Also, they are also faced with limited access to healthful  
63 information about contraception – regional variations; with their perception being guided by the prevailing socio-cultural  
64 norms and peer-influence.<sup>1,6,8</sup> Thus, young people lack the needed self-efficacy to negotiate a healthy sexual encounter.  
65 Several studies have reported the contraceptive knowledge attitude and practice among various groups of young people.  
66 Recent reports have shown that exposure to mass media communication regarding family planning increases the  
67 likelihood of usage in sub-Saharan Africa.<sup>12</sup> With Nigeria's high fertility rate and a corresponding maternal mortality

58 rate<sup>6,13,14</sup>; efforts should be geared at increasing and monitoring access to family planning information and services among  
59 young women to ensure a healthy reproductive life and general well-being.

70 However, little is known about contraceptive knowledge, attitude and practice among tertiary education students in mass  
71 communication, journalism and TV studies disciplines; as this group of students may be involved in the conceptualization,  
72 development and implementation of ICE and mass media campaign activities regarding contraception among  
73 communities and the nation in the future. Also, the state where the study was done has been shown to have the highest  
74 level of unmet need in Nigeria's northcentral region among married females<sup>6</sup>; and therefore a need to assess contraceptive  
75 behaviour among the study population. This study assessed the level and predictors of knowledge, attitude and practice of  
76 contraception among female TV studies students in Nigeria.

## 78 **Methods**

79 The conceptual theory for this study is the Health Belief Model. There are 7 constructs in the model and these constructs  
80 were applied to the utilization of contraceptives among the study participants. Perceived susceptibility to unwanted  
81 pregnancy may make an individual evaluate the perceived severity or consequences of unintended pregnancy. This may  
82 drive the individual to evaluate the perceived benefits of contraceptive use to prevent the perceived threat of contraceptive  
83 non-use. Perceived barriers to contraceptive use will be thoroughly evaluated to decide on the feasibility of contraceptive  
84 use. However, because human behavioural change takes time, there will be the need to remind individuals to adopt and  
85 maintain contraceptive use often (cues to action) via mass media; information and communication technology, family and  
86 peers; and the development of self-efficacy for contraceptive use.<sup>15</sup>

## 37 **Study area**

38 Plateau State is located in the North Central part of Nigeria. It covers a land area of 26,899 square kilometers; with an  
39 estimated population of about 4.9 million.<sup>16</sup> It has over 40 ethnolinguistic groups and each group has its distinct language.  
40 English and Hausa are common spoken languages in Plateau State. It is bounded in the northeast by Bauchi State, in the  
41 north-west by Kaduna; in the south-west by Nasarawa and in the south-east by Taraba state. Though situated in a tropic  
42 area, it has a near-temperate climate due to its high altitude. It has 17 local governments in which Jos North, Jos South and  
43 Jos East make up the Jos metropolis. It has 12 higher institutions awarding various post-secondary school certificates;  
44 among which are 5 specialized educational institutions such as NTA TV college.<sup>16</sup>

35 NTA TV College was created, in 1980, to meet the need to train the TV workforce to meet broadcast challenges in  
36 Nigeria. It is located in Rayfield, Jos South LGA, Jos, Plateau State. At the earliest stage, it was concerned with the  
37 conduct of continuous professional development and short courses for TV industry stakeholders. It was later upgraded to  
38 offer diploma and degree programmes. The college is currently affiliated with the Ahmadu Bello University, Zaria-  
39 Nigeria, to offer a Mass Communication degree in TV production and Journalism.<sup>17</sup>

40 **Study design:** This is a cross-sectional study.

01  
02 **Study population:** The study population are female Students of NTA Television College Jos, who gave their consent to  
03 participate in the study, were included. Female students of NTA Television College Jos who withdraw their consent to  
04 participate at any stage of the study; and also, those who are not available for one reason or the other during the research  
05 will be excluded from the study.

06  
07 **Sample size determination:** Calculation of sample size was determined using Cochran's sample size determination  
08 formula<sup>18</sup>; mathematically expressed as:

$$n = \frac{z^2pq}{d^2}$$

09  
10 Where, n = Minimum sample size; z = Standard normal deviate at 95% confidence interval = 1.96

11 p = Proportion of females' undergraduates' awareness of contraception= 0.84<sup>19</sup>; q = alternate probability = 1 – 0.84= 0.16;

12 d = Precision = 5% = 0.05. Therefore, n = 206.; adjusting for 10% non-response will make the total sample size to be 227.

13 **Sampling technique:** The female students were selected using a simple random technique by balloting from the 6 levels  
14 during classes in the college.

15 **Study instrument/ data collection methods:** Data was collected from the female students of NTA Television College  
16 Jos by the research team using a semi-structured self-administered questionnaire after informed written consent was  
17 obtained. The questionnaire is divided into four sections: social demographic characteristics; Knowledge of contraception;  
18 Attitudes to contraceptives; Practice of contraception and Sexual behaviour. The questionnaire was pretested and study  
19 piloted among female students of National Film Institute Jos, which are comparable population to our study population to  
20 identify errors, test the fidelity of the research process, the feasibility of the study and observe understandability of the  
21 research tools by the research participants during the pilot.

22 **Data management and analysis:** The data obtained were entered and analyzed using Statistical Product and Service  
23 Solutions (IBM, Armonk, New York, USA). Qualitative data such as sex and religion were presented using frequencies  
24 and percentages, while quantitative data were presented using means and standard deviation-except if not normally  
25 distributed. The average scores were used to compute the levels of knowledge, attitude and practice of contraception; with  
26 scores less than the average score classified as poor and good level at least the average score. Simple logistic regression  
27 was used to determine the factor that is associated with the practice of contraception and to determine the candidate  
28 variables for multivariable analysis. Variables that are less than 10% probability were selected and added into the omnibus  
29 model to determine the predictors of knowledge, attitude and practice of contraception. A p-value < 0.05 was adjudged  
30 significant.

31 **Ethical considerations:** Ethical clearance was obtained from the JUTH Research and Ethics Committee  
32 (JUTH/DCS/IREC/127/XXXI/2619). Written informed consent was obtained before participation; which was voluntary  
33 and clients were free to withdraw consent at any point. There was no potential hazard to the participants.

## RESULTS

There was a 96% response rate among study participants.

**Table 1** (below) shows that the majority were young adults with no intimate partner; of the Christian faith; with about two-thirds being outside-of-state students; plateau indigenous; in degree programmes; in TV journalism and more than three-quarters live off-campus. Less than half of the respondents receive at least the minimum wage as a monthly allowance.

**Table 1: Socio-demographic characteristics of study respondents**

Variable	Frequency (%)
<b>Age</b>	
≤ 19 years (teenagers)	34 (15.7)
> 19 years (young adults)	183 (84.3)
<i>Mean (± SD) 21.9 (± 2.64)</i>	
<b>Marital status</b>	
Not living with a spouse/partner	198 (91.2)
living with a spouse/partner	19 (8.8.)
<b>Religion</b>	
Christianity	186 (85.7)
Islam	31 (14.3)
<b>Tribe/ethnicity</b>	
Plateau indigenous	91 (41.9)
Plateau non-indigenous	126 (58.1)
<b>Programme</b>	
Diploma	91 (41.9)
Degree	126 (58.1)
<b>Level in school</b>	
OND1/OND2 (early classes)	91 (41.9)
100L/200L (middle classes)	45 (20.7)
300L/400L (older classes)	81 (37.3)
<b>Monthly income<sup>\$</sup></b>	
< 18,000 (< \$43.28)	76 (51.0)
≥ 18,000 (≥ \$43.28)	73 (49.0)
<i>Median [IQR] ₦17,500 [23,000 – 10000]</i>	
<b>Home residence</b>	
Plateau state	126 (62.7)
Outside Plateau state	75 (37.3)
<b>School residence</b>	
Campus	50 (23.3)
Off-campus	165 (76.7)
<b>Department</b>	
TV journalism	149 (69.6)
TV production	65 (30.4)

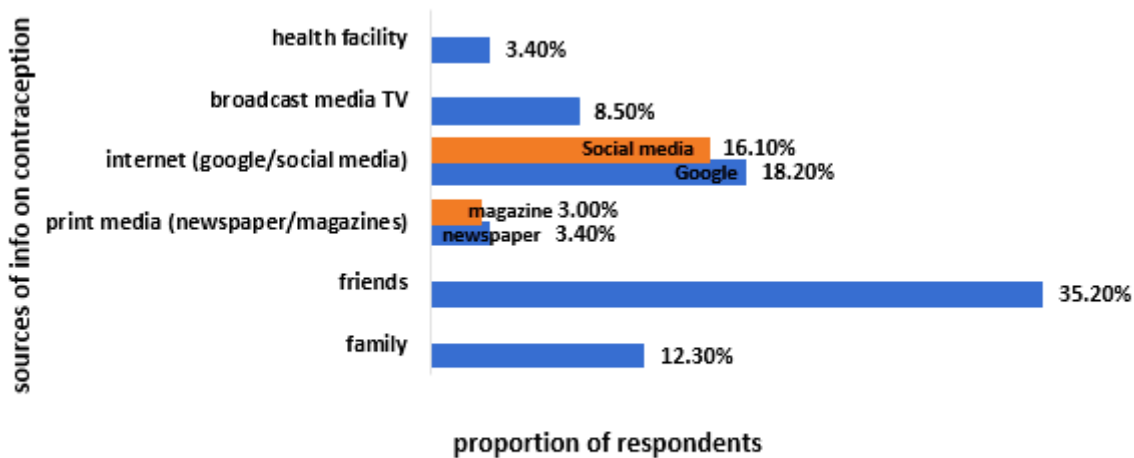
<sup>\$</sup>=exchange rate at \$1=₦415 as at February 18, 2022.

**Table 2** (below) shows just above half reported good knowledge, attitude and practice. Almost three-quarters (73.7%) have had sexual intercourse.

**Table 2: Level of knowledge on, attitude to, practice of contraception and engagement in sexual activity among study respondents**

Variables	Frequency (percentage)
<b>Knowledge level</b>	
Poor knowledge)	97 (44.7)
Good knowledge)	120 (55.3)
Average Knowledge Score (Median [IQR]) 50.0% [58.0 – 33.0]	
<b>Attitude level</b>	
Good attitude	103 (47.5)
Poor attitude	114 (52.5)
Average attitude score Mean ( $\pm$ SD): 71.30% ( $\pm$ 10.63)	
<b>Practice level</b>	
Poor practice	107 (49.3)
Good practice	110 (50.7)
Average practice score Median [IQR]: 35.0 [52.0 – 28.0]	
<b>Sexual behaviour</b>	
Ever had sexual intercourse	160 (73.7)
Never had sexual intercourse	57 (26.3)

**Figure 1** (below) shows that friends (35.2%) and the internet (34.3%) are the commonest sources of information on contraception.



**Figure 1: Sources of information on contraception among study respondents**

**Figure 2** (below) shows that condoms (43.5%) and oral contraceptive pills (OCPs) (36.5%) are the commonest contraceptives used by students at NTA TV college.

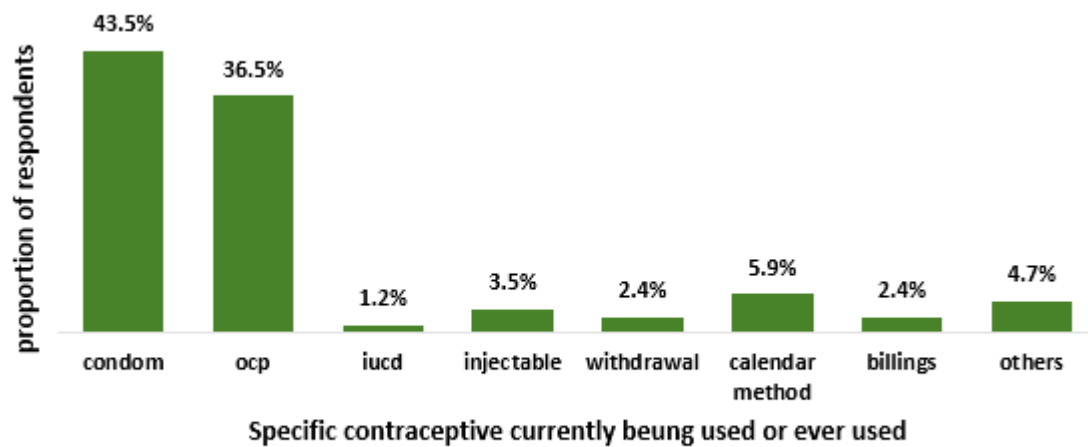


Figure 2: Specific contraceptive currently being used or ever used among study respondents

59

70

Figure 3 (below) shows that the commonest reason why respondents will not use contraceptives is because of side effects.

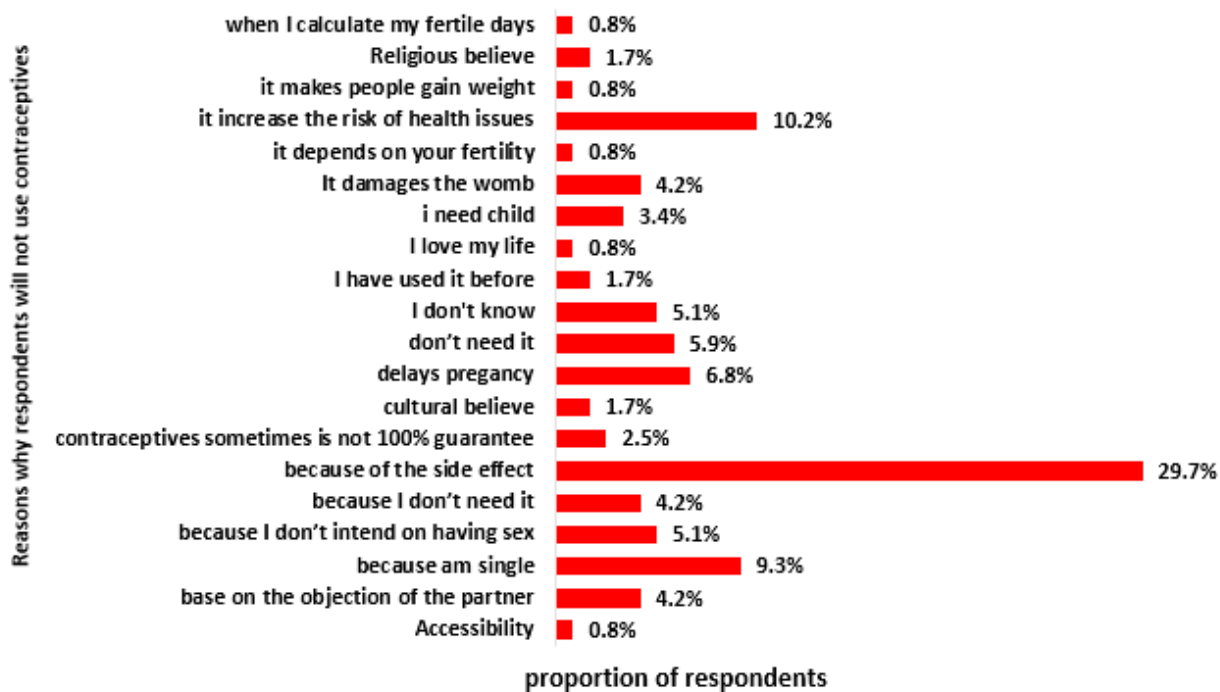


Figure 3: reasons why respondents will not use contraceptives among study respondents

71

72

73

Table 3 (below) shows that being a young adult (>19years) is a significant predictor of knowledge on contraception (aOR: 2.633 [95% CI: 1.031-6.723]; p=0.043) compared to teens (≤19 years).

74

75

76

77

**Table 3: Predictors of contraception knowledge among study respondents**

Variable	$\beta$	OR [95%CI]	P-value	$\beta$	aOR [95%CI]	P-value
<b>Age</b>			<b>0.002*<sup>#</sup></b>			
> 19 years (young adults)	1.285	3.616 (1.633 - 8.007)		0.968	2.633 (1.031-6.723)	<b>0.043*</b>
≤ 19 years (teenagers) <sup>ref</sup>		1			1	
<b>Marital status</b>			0.231			
Not living with a spouse/partner	0.583	1.791 (0.690 - 4.645)		-	-	-
living with a spouse/partner <sup>ref</sup>		1				
<b>Religion</b>			0.738			
Islam	0.131	1.140 (0.528- 2.462)		-	-	-
Christianity <sup>ref</sup>		1				
<b>Tribe/ethnicity</b>			0.309			
Plateau indigenous	0.283	1.327 (0.769 - 2.289)		-	-	-
Plateau non-indigenous <sup>ref</sup>		1				
<b>Programme</b>			0.521			
Degree	0.178	1.194 (0.695 - 2.054)		-	-	-
Diploma <sup>ref</sup>		1				
<b>Level in school</b>			0.121			
OND1/OND2 (early classes)	0.085	1.089 (0.598 – 1.983)	0.780	-	-	-
100L/200L (middle classes)	0.770	2.160 (1.003 – 1.983)	0.049			
300L/400L (older classes) <sup>ref</sup>		1				
<b>Monthly income<sup>\$</sup></b>			0.079* <sup>#</sup>			
≥ 18,000 (≥\$43.28)	0.585	1.796 (0.933-3.455)		0.543	1.721 (0.885 – 3.344)	0.109
< 18,000 (<\$43.28) <sup>ref</sup>		1				
<b>Home residence</b>			0.954			
Plateau state	0.017	1.017 (0.568 – 1.822)		-	-	-
Outside Plateau state <sup>ref</sup>		1				
<b>School residence</b>			0.965			
Off-campus	0.281	1.324 (0.702 – 2.496)		-	-	-
Campus <sup>ref</sup>		1				
<b>Department</b>			0.965			
TV journalism	0.13	1.013 (0.564 – 1.821)		-	-	-
TV production <sup>ref</sup>						

Model characteristics: -2log likelihood=197.207; Cos & Snell R<sup>2</sup>=0.048; Nagelkerke R<sup>2</sup>=0.065; Hosmer-Lemeshow p=0.217; overall percentage accuracy=60.4%. \*Significant at P<0.05; <sup>#</sup>Candidate variables for multiple log regression at P<0.1; \$=exchange rate at \$1=₦415 as at February 18, 2022.

**Table 4** (below) shows being a diploma student (aOR: 2.369 [95%CI: 1.219-4.604]; p=0.011) is a significant predictor of good attitude to contraception compared to those in degree programmes; having an off-campus accommodation at school is a significant predictor of good attitude (aOR: 2.134 [95%CI: 1.043-4.368]; p=0.038) compared to those on on-campus accommodation; and having good knowledge is a significant predictor of good attitude (aOR: 3.798 [95%CI: 2.079-6.937]; p=0.000) compare to those with poor knowledge.



**Table 4: Predictors of attitude to contraception among study respondents**

Variable	$\beta$	OR [95% CI]	<i>P</i> -value	$\beta$	aOR [95% CI]	<i>P</i> -value
<b>Age</b>						
≤ 19 years (teenagers)	0.401	1.493 (0.715 – 3.119)	0.286	-	-	-
> 19 years (young adults) <sup>ref</sup>		1				
<b>Marital status</b>						
Not living with a spouse/partner	0.478	1.613 (0.610 – 4.269)	0.335	-	-	-
living with a spouse/partner <sup>ref</sup>		1				
<b>Religion</b>						
Islam	0.194	1.214 (0.567 – 2.598)	0.618	-	-	-
Christianity <sup>ref</sup>		1				
<b>Tribe/ethnicity</b>						
Plateau indigenous	0.137	1.147 (0.668 – 1.968)	0.619	-	-	-
Plateau non-indigenous <sup>ref</sup>		1				
<b>Programme</b>						
Diploma	0.751	2.120 (1.225 – 3.669)	<b>0.007*#</b>	0.863	2.369 (1.219 – 4.604)	<b>0.011*</b>
Degree <sup>ref</sup>		1			1	
<b>Level in school</b>						
300L/400L (older classes)	-0.707	0.493 (0.268 – 0.906)	<b>0.023*#</b>	-	-	-
100L/200L (middle classes)	-0.832	0.435 (0.209 – 0.906)	<b>0.026*#</b>	-0.263	0.769 (0.343 – 1.720)	0.522
OND1/OND2 (early classes) <sup>ref</sup>		1	<b>0.026*#</b>		1	
<b>Monthly income<sup>\$</sup></b>						
≥ 18,000 (≥ \$43.28)	0.456	1.577 (0.826 – 3.013)	0.168	-	-	-
< 18,000 (< \$43.28) <sup>ref</sup>		1				
<b>Home residence</b>						
Plateau state	0.177	1.193 (0.669 – 2.129)	0.550	-	-	-
Outside Plateau state <sup>ref</sup>		1				
<b>School residence</b>						
Off-campus	0.724	2.062 (1.066 – 3.990)	<b>0.032*#</b>	0.758	2.134 (1.043 – 4.368)	<b>0.038*</b>
Campus <sup>ref</sup>		1			1	
<b>Department</b>						
TV journalism	0.060	1.062 (0.592 – 1.904)	0.840	-	-	-
TV production <sup>ref</sup>		1				
<b>Level of knowledge</b>						
Good knowledge (≥ 50%)	1.244	3.469 (1.971 – 6.106)	<b>0.000*#</b>	1.334	3.798 (2.079 – 6.937)	<b>0.000*</b>
Poor knowledge (< 50%) <sup>ref</sup>		1			1	

Model characteristics: -2log likelihood=264.244; Cos & Snell R<sup>2</sup>=0.143; Nagelkerke R<sup>2</sup>=0.191; Hosmer-Lemeshow p=0.899; overall percentage accuracy=67.9%. \*Significant at P<0.05; #Candidate variables for multiple log regression at P<0.1; \$=exchange rate at \$1=₦415 as at February 18, 2022.

39

30 **Table 5** (below) shows that being from the state's indigenous (majority) population is a significant predictor of good  
31 contraceptive practice (aOR: 2.369 [95%CI: 1.222-4.595]; p=0.011) compared to those from the non-indigenous  
32 population. Ever engaging in sex (aOR: 24.482 [95%CI: 7.914-75.736]; p=0.000) is a significant predictor of good  
33 contraceptive practice compared to those who had never engaged in sex.

34

35

**Table 5: Predictors of practice of contraception among study respondents**

Variable	$\beta$	OR [95%CI]	P-value	$\beta$	aOR [95%CI]	P-value
<b>Age</b>						
> 19 years (young adults)	0.748	2.114 (0.988-4.524)	0.054 <sup>#</sup>	-0.387	0.679 (0.217-2.126)	0.506
≤ 19 years (teenagers) <sup>ref</sup>		1			1	
<b>Marital status</b>						
living with a spouse/partner	0.085	1.089 (0.424-2.795)	0.859	-	-	-
Not living with a spouse/partner <sup>ref</sup>		1				
<b>Religion</b>						
Christianity	0.108	1.114 (0.520-2.383)	0.782	-	-	-
Islam <sup>ref</sup>		1				
<b>Tribe/ethnicity</b>						
Plateau indigenous	0.997	2.711 (1.551-4.739)	0.000* <sup>#</sup>	0.863	2.369 (1.222-4.595)	0.011*
Plateau non-indigenous <sup>ref</sup>		1			1	
<b>Programme</b>						
Degree	0.161	1.175 (0.685-2.016)	0.558	-	-	-
Diploma <sup>ref</sup>		1				
<b>Level in school</b>						
OND1/OND2 (early classes)	0.157	1.170 (0.642-2.134)	0.608	-	-	-
100L/200L (middle classes)	0.916	2.500 (1.170-5.341)	0.018* <sup>#</sup>			
300L/400L (older classes) <sup>ref</sup>		1	0.053 <sup>#</sup>			
<b>Monthly income<sup>\$</sup></b>						
≥ 18,000 (≥ \$43.28)	0.192	1.212 (0.637-2.308)	0.558	-	-	-
< 18,000 (< \$43.28) <sup>ref</sup>		1				
<b>Home residence</b>						
Outside Plateau state	0.464	1.590 (0.890-2.841)	0.117	-	-	-
Plateau state <sup>ref</sup>		1				
<b>School residence</b>						
Campus	0.068	1.070 (0.568-2.016)	0.833	-	-	-
Off-campus <sup>ref</sup>		1				
<b>Department</b>						
TV journalism	0.337	1.401 (0.780-2.516)	0.259	-	-	-
TV production <sup>ref</sup>		1				
<b>Level of knowledge</b>						
Good knowledge	0.924	2.519 (1.454-4.364)	0.001* <sup>#</sup>	0.601	1.825 (0.908-3.668)	0.091
Poor knowledge <sup>ref</sup>		1			1	
<b>Attitude</b>						
Good attitude	0.732	2.079 (1.209-3.576)	0.008* <sup>#</sup>	0.451	1.570 (0.791-3.116)	0.197
Poor attitude <sup>ref</sup>		1			1	
<b>Sexual behavior</b>						
Ever	3.258	26.009 (8.941-75.661)	0.000* <sup>#</sup>	3.198	24.482 (7.914-75.736)	0.000*
Never <sup>ref</sup>		1			1	

Model characteristics: -2log likelihood=216.338; Cos & Snell R<sup>2</sup>=0.322; Nagelkerke R<sup>2</sup>=0.43; Hosmer-Lemeshow p=0.992; overall percentage accuracy=75.6%.

\*Significant at P<0.05; <sup>#</sup>Candidate variables for multiple log regression at P<0.1; \$=exchange rate at \$1=₦415 as at February 18, 2022.

## DISCUSSION

Our study shows that about half of all respondents have good knowledge, attitude and practice of contraception among students of TV students with almost three-quarters having ever had sex; with their main sources of contraceptive information being those from friends and the internet; while commonly used contraceptives being condom and OCPs. Non-use of contraceptives is common as a result of fear of side-effect or health risks. Age was observed to be a significant predictor of good knowledge on contraception; while being in a diploma (lower degree); living off-campus and good knowledge are significant predictors of a good attitude to contraception. Ethnicity and sexual behaviour are significant predictors of good contraceptive use.

Our study revealed that about half of respondents have good knowledge. This is similar to a study in Botswana.<sup>20</sup> However, a lower level of good knowledge is observed among students from Selangor-Malaysia, Spain, Imo state-Nigeria, Adama and emerging regions of Ethiopia;<sup>21-24</sup> while a higher level of good knowledge is observed among students in Dodoma-Tanzania, Kano and Ilorin-Nigeria, Pretoria-South Africa, Kwadaso-Ghana.<sup>25-29</sup> Evidence suggests that the introduction of various educational interventions can subsequently increase the level of knowledge.<sup>30</sup>

This study also revealed that almost half of respondents have a good attitude to contraception. This is similar to studies in Selangor-Malaysia and the emerging region of Ethiopia.<sup>21,31</sup> However, higher levels of good attitude are seen in Kano-Nigeria, Adama and the emerging region of Ethiopia, Pretoria-South Africa, Kwadaso-Ghana and Spain.<sup>22,26,28,29,31</sup> Thus, non-governmental organizations, healthcare workers and social marketers should introduce strategies to counteract the negative impact of pre-existing beliefs held by young women to increase contraceptive utilization.

It was observed that just half of the study participants have good contraceptive practice. This is lower than that which was reported among students in Kano-Nigeria.<sup>26</sup> This may be due to the recent 5-state public-private partnership geared towards increasing contraceptive uptake of which Kano is a part. There was also a financial higher commitment to family planning services in these states compared to Plateau state.<sup>32,33</sup> Therefore, a recent report of the 5-state intervention revealed increased demand generation and uptake, improved state government financing of contraception services.<sup>32</sup> This government-NGO effort might have rubbed off on young female college students in Kano. Also, recent NDHS reported that women of reproductive age in Kano reported a higher level of exposure to family planning messages and discussion with healthcare workers on family during their visits to health facilities compared to plateau women of reproductive age.<sup>6</sup>

Almost three-quarters have ever had sex. This is similar to sexual behaviour seen among students in Ilorin-Nigeria<sup>27</sup>; lower compared to students in Spain<sup>22</sup>; but higher than those reported among the similar population in Botswana, urban Nigerian cities and Kilimanjaro region of Tanzania.<sup>7,20,34,35</sup> This may be as a result of an increased liberal worldview among young people; a sense of freedom experienced; and a desire for sexual experimentation in the university environment.

Friends and the internet are the commonest sources of information on contraception. This is similar to studies from Kilimanjaro-Tanzania, Botswana, Ilorin and south-south-Nigeria, Dodoma-Tanzania and Spain among students.<sup>20,22,25,27,34,36</sup> However, health facilities and healthcare workers are the commonest sources of information on

34 contraception among similar populations in Kwadaso-Ghana and the emerging regions of Ethiopia.<sup>29,31</sup> Information on  
35 contraception from family members often come out of concern that a young person is sexually or about to be sexually  
36 active., and therefore the need for safe sex. The family members, sisters and mothers, are highly trusted based on their  
37 overall familial relationship. Trust in internet sources is often improved among young women when the source of the  
38 information is from reputable sites such as those indicating .org, .edu and .gov.<sup>37</sup>

39 Condoms and OCPs are the commonest contraceptives among study participants. This is similar to studies from Spain,  
40 Dodoma-Tanzania, Botswana, Limpopo-south Africa and south-south Nigeria.<sup>22,25,35,36,38</sup> This may be a result of their  
41 ready availability and accessibility over-the-counter in many jurisdictions. There may be a need to use social marketing  
42 approaches to make these contraceptives available to young people to bypass the stigma they experienced while accessing  
43 contraceptives from traditional sources of contraceptives.

44 The commonest reason for contraceptive non-use is the concern for side effects and health risks among the study  
45 population. This is similar to studies among similar populations in Botswana, Pretoria-south Africa, Benin republic,  
46 Limpopo-South Africa and south-south Nigeria.<sup>11,20,28,36,38</sup> This might have been driven by personal experiences or  
47 information received from significant others such as friends and family members or due to apparent ignorance; even when  
48 they've never used one; as seen in many developing countries.<sup>1</sup> Thus, there is a need to individualize contraceptive  
49 counselling and choice when encountering young people.

50 This study shows that being a young adult student is a significant predictor of the acquisition of good knowledge. This is  
51 similar to similar national surveys from the US and a study from the emerging regions of Ethiopia.<sup>31,39</sup> This may be due to  
52 less awareness among teenagers and confusing information on contraception online (to which they are more exposed to  
53 more than other age groups); their limited capacity to filter, process presented information and make appropriate decisions  
54 compared to young adults.<sup>6,7,40</sup> Therefore early, there is the need for more training in the early training before the onset of  
55 sexual relations to prevent the negative consequences of unguarded sexual and reproductive behaviours.

56 Being a diploma student (lower degree) is a significant predictor of a good attitude to contraception. This is converse to  
57 most studies where a higher educational attitude significantly predicts a good attitude to contraception.<sup>1,31</sup> our result may  
58 be due to increased information fatigue following information overload that may occur which might reduce risk  
59 perception, and increase nonchalant attitude to contraception. Information received might have been contaminated, over  
60 the years with disinformation and misinformation to which higher-level degree students might have been exposed over the  
61 years. Thus, information managers and regulators should ensure that information provided is of high value and an  
62 opportunity for updates targeted at a specific population without infringing on human rights.

63 This study shows that being off-campus is a significant predictor of a good attitude. Disaggregation of study data based on  
64 school residence shows that off-campus students are older students, married and with higher income, with a higher level  
65 of knowledge about contraception compared to on-campus students. Similar demography of off-campus students has been  
66 reported among undergraduates in the US.<sup>41</sup> These demographic characteristics are significant predictors of a good  
67 attitude to contraception.<sup>31</sup>

58 Good knowledge is shown to be a good predictor of a good attitude to contraception. This is similar to studies from  
59 emerging regions in Ethiopia and Botswana.<sup>20,31</sup> Consistently, appropriate and targeted delivery of contraceptive  
60 information, education and communication will improve the attitude of specified populations which may further improve  
61 contraceptive utilization among young people.

62 Plateau indigenous (a conglomeration of about 50 ethnic groups and a majority population in the state) is a significant  
63 predictor of contraceptive use. This is similar to studies from similar populations from south-south Nigeria, Selangor-  
64 Malaysia and the US where being a member of the majority population is a significant predictor of contraceptive  
65 use.<sup>21,36,42</sup> This might be due to disparities in the levels of awareness, knowledge, attitude and access to contraception that  
66 has been reported in the majority population. In some instances, minority populations may be wary of the government's  
67 intention to limit minority populations; and also, be sceptic about the safety of government-sanctioned contraceptives.<sup>42,43</sup>  
68 The minority ethnic differences especially in minority populations should spur healthcare providers to provide necessary  
69 contraceptive education. Innovative counselling approaches could improve women's ability to attain an informed decision.  
70 Interventions to reach out to tertiary students especially those from minority backgrounds- should be instituted in schools  
71 to provide ICE opportunities and students- male and females. Since none of the respondents mentioned any reference to  
72 any exposure to sex education in schools,<sup>44</sup> there may be a need to review the impact of the current sex education policies  
73 in schools on the sexual and reproductive health behaviour of young people.

74 This study shows that being involved in sexual relations is a significant predictor of good contraception practice. This is  
75 similar to a study from Kilimanjaro-Tanzania among a similar population.<sup>34</sup> Individuals who are sexually active see the  
76 need to prevent unwanted pregnancy, STIs, pregnancy-related health risks and delay marriage to complete education  
77 while in sexual relationships.<sup>9,10,45</sup> It also helps girls and women achieve empowerment to live a healthy and economically  
78 productive life. Studies have shown that sexually inactive young often cite their sexual inactivity as a reason for non-use.<sup>38</sup>

79 Though the outcome of this study cannot be generalized to all universities, the status of the college being the only TV  
80 college in Africa can provide an insight into the KAP of contraception among future TV professionals. There may also be  
81 a social desirability bias as respondents might have under-reported sexual behaviours and contraceptive use. There is a  
82 need for an appropriate and consistent awareness campaign via acceptable media among university students. Parent-  
83 children communication should be encouraged and supported to improve contraceptive KAP; as the family is the first  
84 educational institution in the life of children as they prepare to face the world. There is also a need to evaluate and  
85 improve on the current comprehensive sexuality education in many sub-Saharan African countries to have more robust  
86 training for young people on SRH as early as possible.

## 87 **CONCLUSION**

88 Female undergraduate TV College Students in this study relatively have a low level of good knowledge, attitude and  
89 practice. There is an urgent need to reform current advocacy efforts, young people-friendly SRH services and policies to  
90 improve contraceptive knowledge, attitudes and utilization among young people.  
91

02

03 **HIGHLIGHTS:**

- 04 • Low level of knowledge and uptake of contraception with unmet need has become a huge public health problem  
05 in developing countries.
- 06 • There is relatively low levels of good contraceptive knowledge, attitude and practice among study population.
- 07 • Age is a significant predictor of good knowledge. Being a diploma student, living off-campus and good  
08 knowledge are significant predictors of good contraceptive attitude. Sexual behaviour and being a plateau state  
09 indigene are significant predictors of good contraceptive practice.
- 10 • There is an urgent need for targeted and appropriate advocacy campaigns, policies and improved young people-  
11 friendly SRH services.

12

13 **AUTHORS' CONTRIBUTION**

14 Conceptualization and design: HAO, PAA, DRY, JSM, PFO; Data acquisition: DRY, JSM, PFO; Data analysis and  
15 interpretation: PAA; Drafting and critical review: HAO, PAA; Final approval: HAO, PAA, DRY, JSM, PFO.

16 **ACKNOWLEDGEMENT**

17 We are grateful to the students of NTA TV College of Nigeria for their willingness to participate in the study.

18

19 **COMPETING INTEREST**

20 Authors declare no conflict of interest

21 **FINANACIAL SUPPPORT**

22 Nil

23

24 **REFERENCES**

- 25 1. Sedgh G, Ashford LS, Hussain R. Unmet need for contraception in developing countries: examining women's  
26 reasons for not using a method [Internet]. New York: Guttmacher Institute; 2016. p. 93. Available from:  
27 [https://www.guttmacher.org/sites/default/files/report\\_pdf/unmet-need-for-contraception-in-developing-countries-](https://www.guttmacher.org/sites/default/files/report_pdf/unmet-need-for-contraception-in-developing-countries-report.pdf)  
28 [report.pdf](https://www.guttmacher.org/sites/default/files/report_pdf/unmet-need-for-contraception-in-developing-countries-report.pdf)
- 29 2. Hardee K, Jordan S. Advancing Rights-Based Family Planning from 2020 to 2030. Open access J Contracept  
30 [Internet]. 2021;12:157–71. doi:10.2147/OAJC.S324678.
- 31 3. Susan A. Cohen. London summit puts family planning back on the agenda, offers new lease on life for millions of  
32 women and girls. Guttmacher Policy Rev [Internet]. 2012;15(3):20–4. Available from:  
33 [https://www.guttmacher.org/sites/default/files/article\\_files/gpr150320.pdf](https://www.guttmacher.org/sites/default/files/article_files/gpr150320.pdf) :
- 34 4. Federal Ministry of Youth Development. National baseline youth survey [Internet]. Abuja, Nigeria: Federal  
35 Ministry of Youth Development; 2012. p. 146. Available from: <https://www.nigerianstat.gov.ng/pdfuploads/2102>  
36 [National Baseline Youth Survey Report\\_1.pdf](https://www.nigerianstat.gov.ng/pdfuploads/2102)
- 37 5. Mutsindikwa T, Ashipala DO, Tomas N, Endjala T. Knowledge, Attitudes and Practices of Contraception among  
38 tertiary students at the University Campus in Namibia. Glob J Heal Sci [Internet]. 2019;11(6):180–92.

- 39 doi:10.5539/gjhs.v11n6p180.
- 40 6. National Population Commission. Nigeria Demographic and Health Survey 2018 [Internet]. Abuja, Nigeria;  
41 Rockville, Maryland, USA; 2019. Available from: <https://dhsprogram.com/pubs/pdf/FR359/FR359.pdf>
- 42 7. Bajoga UA, Atagame KL, Okigbo CC. Media Influence on Sexual Activity and Contraceptive Use: A Cross  
43 Sectional Survey among Young Women in Urban Nigeria. *Afr J Reprod Health* [Internet]. 2015 Sep;19(3):100–10.  
44 Available from: <https://www.ajrh.info/index.php/ajrh/article/view/854/pdf>
- 45 8. Liang M, Simelane S, Fortuny Fillo G, et al. The State of Adolescent Sexual and Reproductive Health. *J Adolesc*  
46 *Health* [Internet]. 2019 Dec;65(6S):S3–15. doi:10.1016/j.jadohealth.2019.09.015.
- 47 9. Catherine Grant. Benefits of investing in family planning [Internet]. Brighton, United Kingdom: Institute of  
48 Development Studies; 2016. p. 17. Available from:  
49 [https://assets.publishing.service.gov.uk/media/5b97f5f940f0b6789a513262/021\\_Benefits\\_of\\_investing\\_in\\_family\\_](https://assets.publishing.service.gov.uk/media/5b97f5f940f0b6789a513262/021_Benefits_of_investing_in_family_planning__K4D_template_.pdf)  
50 [planning\\_\\_K4D\\_template\\_.pdf](https://assets.publishing.service.gov.uk/media/5b97f5f940f0b6789a513262/021_Benefits_of_investing_in_family_planning__K4D_template_.pdf)
- 51 10. Singh S, Remez L, Sedgh G, Kwok L, Onda T. Abortion worldwide 2017: uneven progress and unequal access  
52 [Internet]. New York: Guttmacher Institute; 2018. p. 68. Available from:  
53 [https://www.guttmacher.org/sites/default/files/report\\_pdf/abortion-worldwide-2017.pdf](https://www.guttmacher.org/sites/default/files/report_pdf/abortion-worldwide-2017.pdf)
- 54 11. Ahissou NCA, Benova L, Delvaux T, et al. Modern contraceptive use among adolescent girls and young women in  
55 Benin: a mixed-methods study. *BMJ Open* [Internet]. 2022 Jan;12(1):e054188. doi: 10.1136/bmjopen-2021-  
56 054188.
- 57 12. Babalola S, Figueroa M-E, Krenn S. Association of Mass Media Communication with Contraceptive Use in Sub-  
58 Saharan Africa: A Meta-Analysis of Demographic and Health Surveys. *J Health Commun* [Internet]. 2017  
59 Nov;22(11):885–95. doi: 10.1080/10810730.2017.1373874.
- 50 13. World Health Organization. Trends in maternal mortality: 1990–2015: estimates from WHO, UNICEF, UNFPA,  
51 World Bank Group and the United Nations Population Division [Internet]. Geneva: World Health Organization;  
52 2015. Available from: [https://reliefweb.int/sites/reliefweb.int/files/resources/9789241565141\\_eng.pdf](https://reliefweb.int/sites/reliefweb.int/files/resources/9789241565141_eng.pdf)
- 53 14. Ope BW. Reducing maternal mortality in Nigeria: Addressing maternal health services’ perception and experience.  
54 *J Glob Heal Reports* [Internet]. 2020;4:e2020028. doi:10.29392/001c.12733
- 55 15. Jones CL, Jensen JD, Scherr CL, Brown NR, Christy K, Weaver J. The Health Belief Model as an explanatory  
56 framework in communication research: exploring parallel, serial, and moderated mediation. *Health Commun*  
57 [Internet]. 2015;30(6):566–76. doi: 10.1080/10410236.2013.873363.
- 58 16. Population.City. Plateau · Population [Internet]. population.city. 2022 [cited 2022 Mar 7]. p. 3. Available from:  
59 <http://population.city/nigeria/adm/plateau/>
- 70 17. NTA Television College. NTA Television College, Jos History [Internet]. NTA TVC. 2021 [cited 2022 Mar 7]. p.  
71 3. Available from: [https://ntatvc.edu.ng/?page\\_id=2876](https://ntatvc.edu.ng/?page_id=2876)
- 72 18. Bolarinwa OA. Sample size estimation for health and social science researchers: The principles and considerations  
73 for different study designs. *Niger Postgrad Med J* [Internet]. 2020;27(2):67–75. doi: 10.4103/npmj.npmj\_19\_20.
- 74 19. Eniojukan Joshua F, Ofulue Ijeoma, Okinedo Prince O. Knowledge, perception and practice of contraception  
75 among staff and students in a University Community in Delta State, Nigeria. *Pharm Biosci J* [Internet].  
76 2015;4(1):71–81. doi: 10.20510/ukjpb/4/i1/87848
- 77 20. Kgosiemang B, Blitz J. Emergency contraceptive knowledge, attitudes and practices among female students at the  
78 University of Botswana: A descriptive survey. *African J Prim Heal care Fam Med* [Internet]. 2018 Sep;10(1):e1–6.  
79 doi: 10.4102/phcfm.v10i1.1674.
- 30 21. Oo MS, Ismail NBM, Ean WR, Hamid HA, Affendi NR. Knowledge, attitude and perception of contraception  
31 among medical students in Universiti Putra Malaysia. *Malaysian J Public Heal Med* [Internet]. 2019;19(2):11–9.  
32 doi: 10.37268/mjphm/vol.19/no.2/art.165

- 33 22. Sanz-Martos S, López-Medina IM, Álvarez-García C, et al. Young Nursing Student's Knowledge and Attitudes  
34 about Contraceptive Methods. *Int J Environ Res Public Health* [Internet]. 2020 Aug;17(16):5869. doi:  
35 10.3390/ijerph17165869.
- 36 23. Arisukwu O, Igbolekwu CO, Efugha I, Nwogu JN, Osueke NO, Oyeyipo E. Knowledge and Perception of  
37 Emergency Contraceptives Among Adolescent Girls in Imo State, Nigeria. *Sex Cult* [Internet]. 2020;24(1):273–90.  
38 doi: 10.1007/s12119-019-09639-x
- 39 24. Tilahun D, Assefa T, Belachew T. Knowledge, attitude and practice of emergency contraceptives among adama  
40 university female students. *Ethiop J Health Sci* [Internet]. 2010 Nov;20(3):195–202. doi:  
41 10.4314/ejhs.v20i3.69449.
- 42 25. Kara WSK, Benedicto M, Mao J. Knowledge, Attitude, and Practice of Contraception Methods Among Female  
43 Undergraduates in Dodoma, Tanzania. *Cureus* [Internet]. 2019 Apr;11(4):e4362. doi: 10.7759/cureus.4362.
- 44 26. Gajida AU, Takai IU, Haruna IU, Bako KA. Knowledge, attitude and practice of modern contraception among  
45 women of reproductive age in urban area of kano, north-western nigeria. *J Med Trop* [Internet]. 2019;21(2):67–72.  
46 doi: 10.4103/jomt.jomt\_9\_19
- 47 27. Duru CB, Iwu AC, Diwe KC, et al. Sexual Behaviour, Contraceptive Knowledge and Use among Female  
48 Undergraduates in Tertiary Institutions in Imo State, Nigeria. *Am J Med Sci Med* [Internet]. 2015 Nov 5;3(5):61–  
49 6. doi: 10.12691/ajmsm-3-5-1
- 50 28. Bongongo T, Govender I. Knowledge, attitudes and practices of contraceptive methods among women seeking  
51 voluntary termination of pregnancy at Jubilee Hospital, Pretoria, South Africa. *African J Prim Heal care Fam Med*  
52 [Internet]. 2019 Aug;11(1):e1–5. doi: 10.4102/phcfm.v11i1.1919.
- 53 29. Yeboah DS, Appiah MA, Kampitib GB. Factors influencing the use of emergency contraceptives among  
54 reproductive age women in the Kwadaso Municipality, Ghana. *PLoS One* [Internet]. 2022;17(3):e0264619. doi:  
55 10.1371/journal.pone.0264619.
- 56 30. Pazol K, Zapata LB, Tregear SJ, Mautone-Smith N, Gavin LE. Impact of Contraceptive Education on  
57 Contraceptive Knowledge and Decision Making: A Systematic Review. *Am J Prev Med* [Internet]. 2015 Aug;49(2  
58 Suppl 1):S46-56. doi: 10.1016/j.amepre.2015.03.031
- 59 31. Bekele D, Surur F, Nigatu B, et al. Knowledge and Attitude Towards Family Planning Among Women of  
60 Reproductive Age in Emerging Regions of Ethiopia. *J Multidiscip Healthc* [Internet]. 2020;13:1463–74. doi:  
61 10.2147/JMDH.S277896.
- 62 32. Stephanie Desmon. Putting Five Nigerian States in Driver's Seat on Family Planning [Internet]. Johns Hopkins  
63 Center for Communication Programs. 2021. p. 9. Available from: <https://ccp.jhu.edu/2021/08/23/family-planning-nigerian-tci-success/>  
64
- 65 33. Advance Family Planning. Nigeria's Plateau State Releases \$25,125 for Family Planning and Reproductive Health  
66 in the 2016 State Health Budget [Internet]. *Advance Family Planning* ., 2017 [cited 2022 Mar 17]. p. 2. Available  
67 from: <https://www.advancefamilyplanning.org/nigerias-plateau-state-releases-25125-family-planning-and-reproductive-health-2016-state-health>  
68
- 69 34. Sweya MN, Msuya SE, Mahande MJ, Manongi R. Contraceptive knowledge, sexual behavior, and factors  
70 associated with contraceptive use among female undergraduate university students in Kilimanjaro region in  
71 Tanzania. *Adolesc Health Med Ther* [Internet]. 2016;7:109–15. doi: 10.2147/AHMT.S108531.
- 72 35. Hoque ME, Ntsipe T, Mokgatle-Nthabu M. Awareness and practices of contraceptive use among university  
73 students in Botswana. *SAHARA J J Soc Asp HIV/AIDS Res Alliance* [Internet]. 2013;10(2):83–8. doi:  
74 10.1080/17290376.2013.869649.
- 75 36. Agbo OJ, Eguvbe AO, Alabra PW, Alagoa DO. Knowledge of Modern Contraceptives Methods and Its Uptake  
76 Among Female Students of a Tertiary Educational Institution in South-South Nigeria. *Eur J Med Heal Sci*  
77 [Internet]. 2020;2(5):5. doi: 10.24018/ejmed.2020.2.5.450



- 28 37. Jones RK, Biddlecom AE, Hebert L, Mellor R. Teens Reflect on Their Sources of Contraceptive Information. *J*  
29 *Adolesc Res* [Internet]. 2011 Mar 14;26(4):423–46. doi: 10.1177/0743558411400908
- 30 38. Raselekoane RN, Chinyakata R, Gwatimba L. An Investigation of the Knowledge, Attitudes and Use of  
31 Contraceptives by Youth Development Female Students at the University of Venda. *J Hum Ecol* [Internet].  
32 2018;61(1–3):1–8. doi: 10.1080/09709274.2018.1444452
- 33 39. Craig AD, Dehlendorf C, Borrero S, Harper CC, Rocca CH. Exploring young adults’ contraceptive knowledge and  
34 attitudes: disparities by race/ethnicity and age. *Womens Health Issues* [Internet]. 2014;24(3):e281-9. doi:  
35 10.1016/j.whi.2014.02.003.
- 36 40. Grootens-Wiegers P, Hein IM, van den Broek JM, de Vries MC. Medical decision-making in children and  
37 adolescents: developmental and neuroscientific aspects. *BMC Pediatr* [Internet]. 2017 May;17(1):120. doi:  
38 10.1186/s12887-017-0869-x.
- 39 41. Kristin Blagg VR. Who Lives Off Campus? An Analysis of Living Expenses among Off-Campus Undergraduates  
40 [Internet]. Washington, DC: Urban Institute; 2017. p. 25. Available from:  
41 <https://www.urban.org/sites/default/files/publication/94016/who-lives-off-campus.pdf>
- 42 42. Dehlendorf C, Park SY, Emeremni CA, Comer D, Vincett K, Borrero S. Racial/ethnic disparities in contraceptive  
43 use: variation by age and women’s reproductive experiences. *Am J Obstet Gynecol* [Internet]. 2014  
44 Jun;210(6):526.e1-9. doi: 10.1016/j.ajog.2014.01.037.
- 45 43. Payne C, Fanarjian N. Seeking causes for race-related disparities in contraceptive use. *Virtual Mentor* [Internet].  
46 2014 Oct;16(10):805–9. doi: 10.1001/virtualmentor.2014.16.10.jdsc1-1410.
- 47 44. Wekesah FM, Nyakangi V, Onguss M, Njagi J, Bangha M. Comprehensive Sexuality Education in Sub-Saharan  
48 Africa [Internet]. Nairobi: African Population and Health Research Center; 2019. p. 60. Available from:  
49 [https://aphrc.org/wp-content/uploads/2019/12/COMPREHENSIVE-SEXUALITY-EDUCATION-IN-SUB-](https://aphrc.org/wp-content/uploads/2019/12/COMPREHENSIVE-SEXUALITY-EDUCATION-IN-SUB-SAHARAN-AFRICA-1.pdf)  
50 [SAHARAN-AFRICA-1.pdf](https://aphrc.org/wp-content/uploads/2019/12/COMPREHENSIVE-SEXUALITY-EDUCATION-IN-SUB-SAHARAN-AFRICA-1.pdf)
- 51 45. Aina IT, Aina-Pelemo AD. The Use of Contraceptives in Nigeria: Benefits, Challenges and Probable Solutions. *J*  
52 *Law, Policy Glob* [Internet]. 2019;86:88–99. doi: 10.7176/JLPG/86-09

53