

1 **Estimating the Impact of Alternative Programmatic Cotrimoxazole**
2 **Strategies on Mortality Among Children Born to Mothers with HIV:**
3 **A Modelling Study**

4 Shrey Mathur¹, Melanie Smuk¹, Ceri Evans^{1,2}, Catherine J Wedderburn^{3,4}, Diana M Gibb³, Martina
5 Penazzato⁵, Andrew J Prendergast^{1,2}

6
7
8

9 ¹ Blizard Institute, Queen Mary University of London, London, United Kingdom

10 ² Zvitambo Institute for Maternal and Child Health Research, Harare, Zimbabwe

11 ³ Medical Research Council Clinical Trials Unit at University College London, London, United Kingdom

12 ⁴ Department of Paediatrics and Child Health and Neuroscience Institute, University of Cape Town,
13 Cape Town, South Africa

14 ⁵ Department of Global HIV, Hepatitis and Sexually Transmitted Infections Programmes, World Health
15 Organization, Geneva, Switzerland

16

17 Corresponding author: Dr Shrey Mathur, Centre for Genomics and Child Health, Blizard Institute, 4
18 Newark Street, London E1 2AT, UK. s.mathur@qmul.ac.uk

19

20

21

22

23

24

25

26

27

28

29

30

31

32

33

34

35

36

37

38 Word count

39 Abstract: 333

40 Article: 3935

41 **Abstract**

42

43 *BACKGROUND*

44

45 World Health Organization guidelines recommend cotrimoxazole prophylaxis for children who are
46 HIV-exposed until infection is excluded and vertical transmission risk has ended. While cotrimoxazole
47 has benefits for children with HIV, there is no mortality benefit for children who are HIV-exposed but
48 uninfected, prompting a review of global guidelines. Here, we model the potential impact of
49 alternative cotrimoxazole strategies on mortality in children who are HIV-exposed.

50

51 *METHODS AND FINDINGS*

52

53 Using a deterministic compartmental model, we estimated mortality in children who are HIV-
54 exposed from 6 weeks to 2 years of age in four high-burden countries: Côte d'Ivoire, Mozambique,
55 Uganda, and Zimbabwe. Vertical transmission rates, testing rates, and antiretroviral therapy uptake
56 were derived from UNAIDS data, trial evidence, and meta-analyses. We explored six programmatic
57 strategies: maintaining current recommendations; shorter cotrimoxazole provision for three, six, nine
58 or twelve months; and starting cotrimoxazole only for children diagnosed with HIV.

59

60 Modelled alternatives to the current strategy increased mortality to varying degrees; countries with
61 high vertical transmission had the greatest mortality. Compared to current recommendations,
62 starting cotrimoxazole only after a positive HIV test had the greatest predicted increase in mortality:
63 Mozambique (961 excess annual deaths; excess mortality 339 per 100,000 HIV-exposed children; risk
64 ratio (RR) 1.06), Uganda (491; 221; RR 1.04), Zimbabwe (352; 260; RR 1.05), Côte d'Ivoire (125; 322;
65 RR 1.06). Similar effects were observed for three, six, nine, and twelve-month strategies. Increased
66 mortality persisted but was attenuated when modelling lower cotrimoxazole uptake, smaller
67 mortality benefits, higher testing coverage, and lower vertical transmission rates. The study is limited
68 by uncertain estimates of cotrimoxazole coverage in programmatic settings; an inability to model
69 increases in mortality arising from antimicrobial resistance due to limited surveillance data in sub-
70 Saharan Africa; and lack of a formal health economic analysis.

71

72 *CONCLUSIONS*

73

74 Changing current guidelines from universal cotrimoxazole provision for children who are HIV-
75 exposed increased predicted mortality across the four modelled high-burden countries, depending
76 on test-to-treat cascade coverage and vertical transmission rates. These findings can help inform
77 policymaker deliberations on cotrimoxazole strategies, recognising that the risks and benefits differ
78 across settings.

80 **Author Summary**

81

82 Why Was This Study Done?

- 83 • Cotrimoxazole prophylaxis is recommended in World Health Organization (WHO) guidelines
84 for all children born to mothers with HIV until HIV infection has been excluded by an age-
85 appropriate HIV test to establish the final diagnosis after complete cessation of
86 breastfeeding.
- 87 • Though there is a proven mortality benefit for children who acquire HIV, recent trial evidence
88 has shown that cotrimoxazole does not reduce mortality for majority of children who are
89 HIV-exposed uninfected (HEU), which has led to countries considering changing their
90 guidelines.
- 91 • In many resource-limited settings, however, it is difficult to reliably distinguish children with
92 HIV from children who are HEU, due to incomplete coverage of early infant diagnosis (EID) of
93 HIV.
- 94 • There is a need to model to what extent alternative cotrimoxazole strategies, which either do
95 not provide universal cotrimoxazole for all infants who are HIV-exposed, or provide it for a
96 shorter duration, would be predicted to increase mortality in different settings among
97 infants who acquire HIV but are undiagnosed.

98

99 What Did the Researchers Do and Find?

- 100 • This study uses mathematical modelling based on epidemiological data from four high-
101 burden settings (Côte d'Ivoire, Mozambique, Uganda, and Zimbabwe) to estimate the effect
102 on mortality of alternative programmatic cotrimoxazole strategies.
- 103 • The model incorporates the HIV status of the infant, perinatal and postnatal transmission
104 rates, testing rates, and mortality benefits from trial evidence for cotrimoxazole and
105 antiretroviral therapy (ART) across six different programmatic strategies: maintaining current
106 recommendations; reducing the duration of cotrimoxazole provision to three, six, nine or
107 twelve months; or starting cotrimoxazole only once a child tests positive for HIV.
- 108 • We demonstrate that changing the current strategy is predicted to increase mortality in all
109 four settings, with the greatest increase in mortality in countries with the highest vertical
110 transmission rates.
- 111 • Increased predicted mortality persisted in sensitivity analyses considering conservative
112 model estimates, although cotrimoxazole had fewer predicted benefits when vertical

113 transmission rates were lowered, testing coverage improved or uptake of cotrimoxazole was
114 reduced.

115

116 What Do These Findings Mean?

- 117 • Changing the current strategy of cotrimoxazole provision for all children born to mothers
118 with HIV is estimated to increase mortality in these four high-burden settings to varying
119 degrees as countries continue to scale up Prevention of Mother to Child Transmission of HIV
120 (PMTCT) and EID coverage.
- 121 • Cotrimoxazole continues to provide important protection to children who acquire HIV and
122 are missed by gaps in the test-to-treatment cascade, but does not replace the importance of
123 timely testing and treatment.
- 124 • Our study is limited by lack of cost-effectiveness analysis, lack of data on cotrimoxazole
125 uptake, and limited antimicrobial resistance surveillance data in sub-Saharan Africa.
- 126 • Policymakers need to weigh the risks and benefits of cotrimoxazole prophylaxis through any
127 change to current recommendations, noting that these differ across settings: where lower
128 vertical transmission rates and improved testing and treatment uptake occurs, the estimated
129 mortality benefits of cotrimoxazole are attenuated.

130 **Introduction**

131

132 Vertical transmission of HIV occurs during pregnancy, labour, delivery, and breastfeeding. Despite
133 substantial reductions in vertical transmission globally due to increased uptake of antiretroviral
134 therapy (ART) among pregnant and breastfeeding women, transmission rates remain at 9% for
135 Eastern and Southern Africa and 21% for Western and Central Africa [1]. Poor uptake of prevention
136 of mother-to-child transmission (PMTCT) interventions arises due to late antenatal booking, low
137 rates of HIV testing and ART initiation, and disengagement with services during pregnancy or
138 breastfeeding [2]. Infants acquiring HIV have rapid disease progression, with over 50% mortality by
139 two years of age without infant ART [3]. Given ongoing high transmission rates, limited PMTCT
140 uptake, and rapid progression in undiagnosed children, programmatic strategies are needed to
141 reduce morbidity and mortality among children born to mothers with HIV, until elimination of
142 vertical transmission is achieved.

143 Cotrimoxazole is an inexpensive, well-tolerated, broad-spectrum antibiotic, which is recommended in
144 World Health Organization (WHO) guidelines for all infants born to mothers with HIV from age 4-6
145 weeks until the end of HIV-exposure – typically defined as the end of breastfeeding, 18 months of
146 age, or conclusive determination of being HIV-free [4,5]. There is strong evidence of mortality benefit
147 from receiving cotrimoxazole among children with HIV. The CHAP trial demonstrated a 43% reduction
148 in mortality in ART-naïve children, and the ARROW trial showed that benefits of cotrimoxazole
149 persist despite immune reconstitution on long-term ART [6,7]. Conversely, there is no evidence of
150 mortality benefit from cotrimoxazole among children who are HIV-exposed but uninfected (HEU) [8,
151 9]. Furthermore, there are concerns about antibiotic resistance and microbiome dysbiosis with
152 cotrimoxazole use [10]. Given the distinct cotrimoxazole strategy required in each group, there is a
153 critical need to identify and distinguish children with HIV from children who are HEU across different
154 periods of transmission.

155 HIV testing for children has improved substantially over the past two decades. However, only 62% of
156 infants globally currently receive the recommended virological test within two months of birth [1].
157 Overall, 40% of children with HIV therefore remain undiagnosed [11]. Even where infants are tested,
158 challenges remain across the testing-to-treatment cascade. These include lengthy turnaround times
159 for results, lack of integration with child health services, loss to follow-up, and delayed ART initiation
160 [12,13]. Vertical transmission through prolonged breastfeeding now accounts for over half of
161 transmissions in some settings, and necessitates longitudinal testing [2]. WHO guidelines encourage
162 testing of HIV-exposed children at nine months of age and after complete cessation of breastfeeding
163 [4].

164 A recent systematic review highlighted the lack of mortality benefit from cotrimoxazole for children
165 who are HEU [14]. However, in settings with insufficient PMTCT and inadequate early infant
166 diagnosis (EID) programmes, there is a substantial population of undiagnosed infants with HIV, who
167 may benefit from cotrimoxazole prophylaxis to reduce mortality. In other settings, where PMTCT
168 uptake and EID coverage are high, and the majority of infants are HEU, the risk-benefit balance of
169 cotrimoxazole may differ. Therefore, given these competing concerns, the optimal duration of
170 cotrimoxazole prophylaxis needs to be determined. Here, we model the mortality impact of
171 alternative cotrimoxazole strategies in four high-burden settings.

172

173 **Methods**

174

175 *Model Structure*

176

177 We constructed a deterministic compartmental model with a decision tree to compare alternative
178 cotrimoxazole prophylaxis strategies for children who are HIV-exposed. The model aimed to mimic
179 epidemics in four high-burden countries: Zimbabwe (ZWE), Côte d'Ivoire (CIV), Mozambique (MOZ)
180 and Uganda (UGA). These countries represent differing sub-Saharan African contexts and have
181 sufficient information to enable estimates for the model parameters. The model structure and all
182 estimates or assumptions applied are shown in Fig 1 and Supplementary Table S1. The study did not
183 have a prospective protocol. This study is reported as per the Transparent reporting of a
184 multivariable prediction model for individual prognosis or diagnosis (TRIPOD) guideline (S1 Checklist).

185

186 The model estimates mortality from 6 weeks of age, when cotrimoxazole initiation is recommended,
187 to 24 months of age. Testing timepoints were assigned at 6 weeks (defined as EID), at 9 months and
188 at 18 months (defined as end of breastfeeding, EoB). At 6 weeks, infants are categorised according to
189 whether they have acquired perinatal HIV and whether they undergo early infant diagnosis. Children
190 who are HIV-free at 6 weeks may acquire HIV through breastfeeding and may or may not receive
191 additional HIV testing at 9 months and end of breastfeeding. Cotrimoxazole was provided based on
192 programmatic strategy (Fig 1B). If the child was diagnosed with HIV, cotrimoxazole was started in
193 conjunction with ART. ART was initiated only after a positive HIV test and was not initiated after
194 negative or missed tests (i.e., for undiagnosed cases). Disease progression was incorporated through
195 survival probabilities for children with HIV and children who are HIV-exposed uninfected, extracted
196 from trial data and natural history studies [3,15]. Mortality occurs at each stage of the model, and
197 depends on current age, HIV status, ART use and cotrimoxazole use. We defined model parameters
198 for HIV transmission, coverage of EID and ART uptake using epidemiological data, as outlined below,

199 while the effects of cotrimoxazole and ART on mortality were derived from trials and meta-analyses
200 (Supplementary Table 1) [2,3,15-18].

201
202 Compartments were created to compare strategies of receiving cotrimoxazole: (1) from age 6 weeks
203 to end of breastfeeding (current WHO strategy; base case), (2) from 6 weeks to 12 months, (3) from 6
204 weeks to 9 months, (4) from 6 weeks to 6 months, (5) from 6 weeks to 3 months, and (6) only once a
205 positive HIV test result is confirmed. In all strategies, we assume that infants testing positive for HIV
206 will start cotrimoxazole.

207
208 The primary outcome of deaths among children who are HIV-exposed from age 6 weeks to 2 years is
209 expressed as (1) percentage mortality, (2) risk ratio compared to the current strategy, (3) excess
210 deaths per year relative to the current strategy, and (4) excess annual deaths per 100,000 compared
211 to the current strategy. The number of infants who are HIV-exposed in each country was calculated
212 based on the number of live births and proportion of mothers living with HIV [19].

213 214 *Data Sources and Parameters*

215
216 We included parameters to reflect child HIV status based on UNAIDS perinatal and postnatal
217 transmission rates. The probability of an HIV test yielding a positive result was based on age-specific
218 transmission rates, obtained from country-specific UNAIDS estimates from the most recent year with
219 available data for all countries, including six-week transmission rates (MOZ 6%, ZWE 5%, CIV 4%, and
220 UGA 3%) [2]. For postnatal transmission, we calculated the cumulative probability of acquiring HIV by
221 age 9 months (MOZ 3.4%, ZWE 1.7%, CIV 1.7%, UGA 1.3%), and by the end of breastfeeding (MOZ
222 4.1%, ZWE 2.0%, CIV 2.1%, UGA 1.6%), based on derived weekly transmission rates from country-
223 specific final vertical transmission rates and breastfeeding duration, making the assumption that
224 postnatal transmission rates were consistent over time [16].

225
226 EID rates at 6 weeks were derived from country-specific UNAIDS estimates (MOZ 82.9%, ZWE 75.9%,
227 UGA 66.2%, CIV 60.8%) [16]. Since data on subsequent testing are not available, we assumed that
228 80% of children undergoing EID would have a 9-month test, and 50% would have an EoB test, as
229 these children would likely be engaged in the test-to-treatment cascade. For children not undergoing
230 EID at 6 weeks, we assumed the probability of subsequent testing was much lower (10% for 9-month
231 test, 30% for EoB), as these children were likely less engaged with services. We derived the
232 proportion of children starting ART after a positive HIV test result based on point-of-care and
233 standard-of-care testing coverage and corresponding ART uptake from a recent meta-analysis [17].

234
235
236
237
238
239
240
241
242
243
244
245
246
247
248
249
250
251
252
253
254
255
256
257
258
259
260
261
262
263
264
265
266
267
268

Scenarios

To estimate mortality, we considered several scenarios: (1) children with HIV diagnosed by EID, (2) children with HIV not yet diagnosed (due to missed 6-week, 9-month and/or EoB tests) or with postnatal acquisition after an earlier negative test, and (3) children who are HIV-exposed and uninfected.

In the first scenario, children with known positive HIV status after EID started cotrimoxazole, and 77% received ART based on a recent meta-analysis [17]. We applied a 43% mortality reduction following cotrimoxazole initiation based on results of the CHAP trial [7], and a 76% mortality reduction following ART initiation based on the CHER trial, to underlying mortality estimates [3,18].

In the second scenario, children had undiagnosed HIV and did not therefore receive ART. We based the survival probability on a pooled analysis of natural history studies conducted prior to the availability of ART [3], and applied a 43% mortality reduction due to cotrimoxazole alone. With the same rationale as in the first scenario, for 77% of children diagnosed with HIV (by 9 month or EoB testing), we applied mortality reduction of 76% from ART and 43% from cotrimoxazole.

In the third scenario, we derived mortality estimates for children who are HEU from an individual pooled analysis [15], and applied no mortality reduction due to cotrimoxazole, based on trial data [8,9].

Sensitivity Analyses

To explore uncertainties in the model assumptions, we conducted sensitivity analyses by adjusting estimates of cotrimoxazole uptake, mortality reduction from cotrimoxazole, vertical transmission rates (perinatal and postnatal), and EID testing rates. For cotrimoxazole, we considered the effect of lower uptake (40%, 60% and 80% of HIV-exposed children starting cotrimoxazole at age 6 weeks) compared to 100% uptake in the base model. For mortality effects of cotrimoxazole, we altered the base case assumption of 43% mortality reduction, derived from the CHAP trial, which compared cotrimoxazole and placebo among hospitalised children with HIV in Zambia. Since CHAP included very few infants, meaning mortality reductions are uncertain in children <12 months old, we used conservative estimates of 15%, 20%, 25%, 30%, 35%, 40% mortality reduction from cotrimoxazole to test a range of assumptions. To consider future progress in the prevention of MTCT, we reduced

269 perinatal MTCT in 1% decrements to 0% and, separately, reduced postnatal MTCT rates in 0.5%
270 decrements to 0%. Finally, we increased EID coverage in 10% increments, from current country rates
271 up to 100%, to estimate the mortality benefits of cotrimoxazole with improved testing coverage over
272 time. In a final sensitivity analysis, we combined the variables above to create a conservative
273 estimate of effects, assuming low levels of cotrimoxazole uptake (40%), low ascribed mortality
274 reduction from cotrimoxazole (15%), low perinatal (1%) and postnatal (1%) vertical transmission, and
275 optimal EID coverage (100%).

276

277 *Data access and ethics*

278

279 The model was constructed in Microsoft Excel, is freely available at <https://osf.io/8kjgp/> and can be
280 adapted for other settings. No ethical approval was sought for this modelling study.

281

282 **Results**

283

284 Modelling the current WHO strategy, predicted mortality was 5.58% for Zimbabwe, 5.59% for Côte
285 d'Ivoire, 5.78% for Mozambique and 5.39% for Uganda. Limiting cotrimoxazole exposure from 6
286 weeks to 3 months of age, resulted in higher predicted mortality in each setting compared to the
287 current strategy: Zimbabwe (increase in predicted mortality from 5.58% to 5.83%, risk ratio (RR) 1.04,
288 predicted excess mortality rate 246 deaths per 100 000 infants HIV-exposed, or 334 excess annual
289 deaths), Côte d'Ivoire (from 5.59% to 5.90%, RR 1.05, 304 deaths per 100 000, 118 excess deaths),
290 Mozambique (from 5.78% to 6.11%, RR 1.06, 328 deaths per 100 000, 928 excess deaths), and
291 Uganda (from 5.39% to 5.60%, RR 1.04, 209 deaths per 100 000, 466 excess deaths); Table 1 and Fig
292 2. Similar effects were observed for six-, nine- and twelve-month strategies: in each case, predicted
293 infant mortality increased compared to the current policy, with the number of excess deaths lower
294 with longer durations of cotrimoxazole prophylaxis (Table 1, Fig 2).

295

296 A programmatic strategy of no routine prophylaxis, and instead initiating cotrimoxazole only once
297 HIV is diagnosed, led to the greatest increase in predicted mortality across settings: Zimbabwe
298 (increase in predicted mortality from 5.58% to 5.84%, RR 1.05, predicted excess mortality rate 260
299 deaths per 100 000 infants HIV-exposed, 352 excess annual deaths), Côte d'Ivoire (from 5.59% to
300 5.91%, RR 1.06, 322 deaths per 100 000, or 125 excess deaths), Mozambique (from 5.78% to 6.12%,
301 RR 1.06, 339 deaths per 100 000, or 961 excess deaths), and Uganda (from 5.39% to 5.61%, RR 1.04,
302 221 deaths per 100 000, 491 excess deaths); Table 1.

303

304 *Sensitivity Analyses*

305

306 Sensitivity analyses for Mozambique are shown in Fig 3. Reducing cotrimoxazole uptake to 40%,
307 predicted excess mortality was lower overall, but the fewest predicted deaths still occurred under
308 the current strategy of universal cotrimoxazole provision. Lowering the efficacy of cotrimoxazole in
309 5% intervals, to as little as 15% predicted mortality reduction (compared to 43% in the CHAP trial),
310 the current strategy continued to have the lowest number of predicted deaths. When EID coverage
311 was increased to 100%, the current strategy still had the lowest predicted mortality, compared to
312 alternative approaches of shorter durations of cotrimoxazole, although predicted excess mortality
313 reduced overall. To explore the effect of reaching and exceeding MTCT elimination targets, we
314 reduced rates for both perinatal and postnatal vertical transmission to zero. Finally, a combined
315 conservative estimate of low cotrimoxazole coverage (40%) and efficacy (15%), low vertical
316 transmission (2%) and high EID (100%), designed to model a plausible future scenario in each
317 country, showed the current strategy still led to fewer predicted deaths, though effects were
318 attenuated.

319

320 Predicted mortality effects remained consistent across countries in all our sensitivity analyses.
321 Mozambique has the highest vertical transmission rate of the four countries (13.5%), and high EID
322 coverage (82.9%). If uptake was as low as 40% in Mozambique, starting cotrimoxazole only after a
323 positive HIV test is estimated to result in 369 excess annual deaths compared to the current strategy
324 (Fig 3). Figures for sensitivity analysis in Cote d'Ivoire (Fig S3.4), Zimbabwe (Fig S3.2), and Uganda (Fig
325 S3.7) are available in the Supplement. Uganda has the lowest vertical transmission rate (5.9%) and
326 EID coverage of 66.2%. Further reducing perinatal and postnatal MTCT without changing EID is
327 estimated to result in 311 and 251 excess annual deaths, respectively, if a strategy of starting
328 cotrimoxazole only after a positive HIV test was deployed. Cote d'Ivoire has the lowest EID coverage
329 of the four countries (60.8%) and vertical transmission of 7.8%. In the most optimistic consideration,
330 if EID coverage was increased to 100%, 3-month provision of cotrimoxazole is predicted to result in
331 51 excess annual deaths, in part due to continued vertical transmission through breastfeeding. In
332 Zimbabwe, where the vertical transmission rate (8.7%) is similar to the regional estimate for Eastern
333 and Southern Africa, a conservative ascribed mortality reduction to cotrimoxazole of 15% would still
334 result in 352 excess annual deaths when cotrimoxazole is only started after a positive HIV test result.

335

336 **Discussion**

337

338 Our study suggests that changing the current cotrimoxazole policy for children born to mothers with
339 HIV is predicted to result in more deaths across the four modelled high-burden settings representing
340 different epidemic contexts. The highest increase in mortality is predicted to occur with no routine
341 cotrimoxazole provision (ranging from predicted excess mortality rate of 221 per 100 000 for Uganda
342 to 339 per 100 000 for Mozambique). These predicted effects persisted, but were attenuated, when
343 modelling lower cotrimoxazole uptake, smaller mortality benefits from prophylaxis, higher EID
344 coverage, and lower perinatal and postnatal vertical transmission. These effects are driven entirely
345 by the benefits of cotrimoxazole for infants who acquire HIV. Even as the epidemic context matures
346 and most infants now remain HIV-free, many countries still have slow progress towards elimination
347 targets. This study demonstrates the important 'safety net' that cotrimoxazole may provide for
348 children who are missed by the test-to-treat cascade in these settings.

349
350 Recent studies have questioned the ongoing value of cotrimoxazole in settings where most children
351 born to women with HIV now remain HIV-free [8-10]. Our study shows that across these four
352 modelled settings, predicted mortality would increase by limiting provision of cotrimoxazole. When
353 comparing modelled strategies, the highest predicted mortality occurred under an alternative
354 strategy of providing no universal prophylaxis, and instead starting cotrimoxazole only after a
355 positive infant HIV test result. This is driven by high predicted mortality among infants with HIV who
356 are not picked up by testing, and therefore not started on ART or cotrimoxazole [6,7]. Predicted
357 mortality increased to different degrees when cotrimoxazole was given universally but for a shorter
358 duration than currently. This is due to inadequate EID coverage, vertical transmission through
359 breastfeeding after an initial negative test, and shortening cotrimoxazole duration during a period
360 when disease progression among children with HIV remains rapid [3]. While the benefits of retaining
361 the current strategy persisted even with suboptimal cotrimoxazole coverage, reflecting the reality in
362 many settings, there were fewer benefits with low coverage, emphasising the continued effort
363 needed to retain infants in care [20]. When comparing countries, Mozambique had the highest
364 predicted excess mortality and greatest number of excess annual deaths under alternative
365 cotrimoxazole strategies. This likely reflects high perinatal and postnatal transmission in
366 Mozambique compared to the other modelled countries. Conversely, Uganda has the lowest MTCT
367 rates, having made significant progress towards the elimination of paediatric HIV, and lowest
368 predicted increase in mortality with alternative cotrimoxazole strategies. Mozambique has the
369 highest EID testing rate but also had the greatest estimated increase in predicted mortality in our
370 models [16]. Taken together, this suggests that while increased testing coverage is advantageous,
371 continued focus should be placed on interventions to reduce vertical transmission. Where vertical
372 transmission does occur, timely testing and initiation of antiretroviral treatment remains a

373 cornerstone of care. Countries with ongoing high rates of transmission would be most affected by
374 any change in cotrimoxazole strategy.

375
376 There are several strengths and limitations to the analysis. Our model was developed with up-to-
377 date, publicly available epidemiological estimates. These were supplemented by data extracted from
378 the highest available levels of evidence. The model incorporates multiple aspects of transmission,
379 testing and treatment uptake and mortality, and has been developed in an accessible format which
380 can be adapted to other settings. Assumptions in the model were interrogated in sensitivity analyses.
381 Although our effects of cotrimoxazole were derived from the CHAP trial – which enrolled children
382 after infancy in the pre-ART era – fewer predicted deaths occurred under the current strategy even
383 when the estimated mortality reduction from cotrimoxazole was as low as 15%. There are limited
384 randomised controlled trial data for cotrimoxazole among breastfed infants with HIV, but it is
385 unlikely that mortality benefits are substantially lower than in the original CHAP trial, given the more
386 rapid disease progression at this age, lack of prognostic markers, and higher risk of *Pneumocystis*
387 *jirovecii* pneumonia. Our sensitivity analysis shows that, even if this assumption is untrue and the
388 benefits are much lower, the current policy leads to fewer predicted deaths than a revised policy of
389 shorter (or no) prophylaxis. There are also limitations to this analysis. There are several parameters
390 for which data were not available (e.g., the probability of having a 9-month test if early infant
391 diagnosis has been missed). We assumed equal uptake of cotrimoxazole regardless of final child HIV
392 status, but it is likely that children most likely to acquire HIV are the least engaged in care and are
393 therefore less likely to receive cotrimoxazole. Countries achieving 95-95-95 testing and treatment
394 targets and Path to Elimination of MTCT goals were not modelled and may no longer require routine
395 cotrimoxazole given that few infants acquire HIV and those who do are most likely to be missed by
396 testing [21].

397
398 We only modelled mortality increases following reductions in cotrimoxazole provision, given the
399 known benefits of cotrimoxazole for children with HIV; however, our goal was to quantify the
400 magnitude of mortality increase for each strategy across epidemic contexts to provide policymakers
401 with population estimates when considering guideline revisions. We recognise, however, that our
402 model did not incorporate the potential risks of cotrimoxazole, such as antimicrobial resistance, as
403 mortality effects are difficult to quantify given limited quality data from sub-Saharan Africa [22].
404 There is evidence that cotrimoxazole use in infants who are HEU leads to antimicrobial resistance,
405 including one small study showing cross-class resistance to amoxicillin, but no evidence of major
406 microbiome dysbiosis from available data [23]. Although there are estimates of deaths attributable
407 to resistance for specific antibiotics in several global regions [24], it is difficult to model what

408 proportion of these deaths would be averted in each of our scenarios, particularly as it remains
409 unclear whether cotrimoxazole resistance is reversible to a clinically relevant level with decline in use
410 [25]. Estimates of pathogen-specific deaths attributable to AMR from cotrimoxazole in sub-Saharan
411 Africa in the post-neonatal period range from 0.0 (0.0-0.1) per 100 000 for *Proteus spp.* to 15.07 (2.3-
412 31.8) per 100 000 for *Streptococcus pneumoniae*, but even collectively these estimates are much
413 lower than the excess deaths modelled in our programmatic scenarios from restricted cotrimoxazole
414 use. Responsive country-level surveillance is required to evaluate local resistance data in the context
415 of evolving HIV epidemics. Lastly, this study did not consider the economic implications of the
416 proposed strategies. Future research should investigate the potential cost savings and the financial
417 impacts of implementing each strategy on national budgets [26].

418
419 Countries need to continue to strengthen the test-to-treat cascade, to ensure timely testing and ART
420 initiation, in order to reduce morbidity and mortality among infants who are HIV-exposed. However,
421 our models show that cotrimoxazole still remains an important part of the package of care. Decisions
422 around appropriate provision of cotrimoxazole to infants who are HIV-exposed require a pragmatic,
423 public health approach with difficult decisions that weigh risks and benefits that differ across
424 settings. Results from this model may be considered as part of the breadth of evidence which help
425 inform policymaker decisions. Though there has been progress in prevention of paediatric HIV, the
426 'last mile' to elimination is particularly challenging. Furthermore, in many high-burden settings,
427 testing coverage is not universal, making it difficult to reliably distinguish infants who are HIV-
428 infected or HEU. Individualised algorithms dependent on testing contingencies may be unrealistic
429 given resource and service limitations at most low-level health facilities. The current programmatic
430 cotrimoxazole strategy provides important benefits for the small number of high-risk infants who still
431 acquire HIV through vertical transmission and are missed due to gaps in the test-to-treat cascade. As
432 demonstrated in the sensitivity analysis for each strategy, lower vertical transmission rates and
433 improved testing and treatment uptake attenuate the predicted increase in mortality. This
434 demonstrates the importance of considering how vertical transmission should inform cotrimoxazole
435 policy: in the context of high ongoing transmission, the current universal cotrimoxazole prophylaxis
436 approach is predicted to lead to substantially fewer deaths than alternative strategies, while settings
437 with low transmission rates may derive less benefit from universal cotrimoxazole prophylaxis.
438 Therefore, hybrid cotrimoxazole policies may be a consideration noting we did not model countries
439 achieving HIV elimination targets or with strong test-to-treat cascades. Further research is required
440 to better understand cotrimoxazole coverage for children who are HIV-exposed; to determine the
441 proportion who are subsequently found to be living with HIV; to better understand community
442 values and preferences; and to identify barriers to engagement with the test-to-treat cascade.

443 Finally, cost-effectiveness analysis informed by national programme cost data is required to better
444 understand the most optimal health investment and cost per death averted and economic impact of
445 each strategy.

446
447 In conclusion, despite impressive progress in prevention of vertical HIV transmission, elimination is
448 not yet in sight in most high-burden settings. Priorities include maintaining optimal care and ART for
449 mothers; providing postnatal HIV prophylaxis for infants; and ensuring timely testing and linkage to
450 care. However, cotrimoxazole continues to provide a vital safety net for infants who acquire HIV but
451 are not tested or started on ART. Our data suggest that changing the current strategy of universal
452 cotrimoxazole provision for all infants who are HIV-exposed would increase predicted mortality to
453 varying degrees across the four modelled countries, depending on vertical transmission rates and
454 test-to-treatment cascade coverage. Policymakers need to balance the possible negative effects of
455 cotrimoxazole with potential excess deaths resulting from changes in programmatic use depending
456 on their specific context.

457
458 *Acknowledgements*

459 This work was originally presented at the International Workshop on HIV Pediatrics 2021.

460
461
462
463
464
465
466
467
468

470 **References**

- 471 1. Joint United Nations Programme on HIV/AIDS. UNAIDS data 2022. Geneva: UNAIDS, 2022.
- 472 2. Joint United Nations Programme on HIV/AIDS. Start Free, Stay Free, AIDS Free Final report on
473 2020 targets. 2021.
- 474 3. Newell ML, Coovadia H, Cortina-Borja M, Rollins N, Gaillard P, Dabis F, et al. Mortality of
475 infected and uninfected infants born to HIV-infected mothers in Africa: a pooled analysis. *Lancet*.
476 2004;364(9441):1236-43. doi: 10.1016/S0140-6736(04)17140-7. PubMed PMID: 15464184.
- 477 4. World Health Organization. Guidelines on post-exposure prophylaxis for HIV and the use of
478 co-trimoxazole prophylaxis for HIV-related infections among adults, adolescents and children:
479 recommendations for a public health approach: December 2014 supplement to the 2013
480 consolidated guidelines on the use of antiretroviral drugs for treating and preventing HIV infection.
481 World Health Organization; 2014.
- 482 5. Church JA, Fitzgerald F, Walker AS, Gibb DM, Prendergast AJ. The expanding role of co-
483 trimoxazole in developing countries. *Lancet Infect Dis*. 2015;15(3):327-39. Epub 20150121. doi:
484 10.1016/S1473-3099(14)71011-4. PubMed PMID: 25618179.
- 485 6. Bwakura-Dangarembizi M, Kendall L, Bakeera-Kitaka S, Nahirya-Ntege P, Keishanyu R, Nathoo
486 K, et al. A randomized trial of prolonged co-trimoxazole in HIV-infected children in Africa. *N Engl J*
487 *Med*. 2014;370(1):41-53. doi: 10.1056/NEJMoa1214901. PubMed PMID: 24382064; PubMed Central
488 PMCID: PMC4264559.
- 489 7. Chintu C, Bhat GJ, Walker AS, Mulenga V, Sinyinza F, Lishimpi K, et al. Co-trimoxazole as
490 prophylaxis against opportunistic infections in HIV-infected Zambian children (CHAP): a double-blind
491 randomised placebo-controlled trial. *Lancet*. 2004;364(9448):1865-71. doi: 10.1016/S0140-
492 6736(04)17442-4. PubMed PMID: 15555666.
- 493 8. Daniels B, Coutsoodis A, Moodley-Govender E, Mulol H, Spooner E, Kiepiela P, et al. Effect of
494 co-trimoxazole prophylaxis on morbidity and mortality of HIV-exposed, HIV-uninfected infants in
495 South Africa: a randomised controlled, non-inferiority trial. *Lancet Glob Health*. 2019;7(12):e1717-
496 e27. doi: 10.1016/S2214-109X(19)30422-X. PubMed PMID: 31708152.
- 497 9. Lockman S, Hughes M, Powis K, Ajibola G, Bennett K, Moyo S, et al. Effect of co-trimoxazole
498 on mortality in HIV-exposed but uninfected children in Botswana (the Mpepu Study): a double-blind,
499 randomised, placebo-controlled trial. *Lancet Glob Health*. 2017;5(5):e491-e500. doi: 10.1016/S2214-
500 109X(17)30143-2. PubMed PMID: 28395844; PubMed Central PMCID: PMC5502726.
- 501 10. Daniels B, Kuhn L, Spooner E, Mulol H, Goga A, Feucht U, et al. Cotrimoxazole guidelines for
502 infants who are HIV-exposed but uninfected: a call for a public health and ethics approach to the
503 evidence. *Lancet Glob Health*. 2022;10(8):e1198-e203.
- 504 11. Teasdale CA, Zimba R, Abrams EJ, Sachathep K, Ndagije F, Nuwagaba-Biribonwoha H, et al.
505 Estimates of the prevalence of undiagnosed HIV among children living with HIV in Eswatini, Lesotho,
506 Malawi, Namibia, Tanzania, Zambia, and Zimbabwe from 2015 to 2017: an analysis of data from the
507 cross-sectional Population-based HIV Impact Assessment surveys. *Lancet HIV*. 2022;9(2):e91-e101.
508 doi: 10.1016/S2352-3018(21)00291-5. PubMed PMID: 35120641.
- 509 12. Ciaranello AL, Park JE, Ramirez-Avila L, Freedberg KA, Walensky RP, Leroy V. Early infant HIV-
510 1 diagnosis programs in resource-limited settings: opportunities for improved outcomes and more
511 cost-effective interventions. *BMC Med*. 2011;9:59. Epub 20110520. doi: 10.1186/1741-7015-9-59.
512 PubMed PMID: 21599888; PubMed Central PMCID: PMC3129310.
- 513 13. Chatterjee A, Tripathi S, Gass R, Hamunime N, Panha S, Kiyaga C, et al. Implementing services
514 for Early Infant Diagnosis (EID) of HIV: a comparative descriptive analysis of national programs in four
515 countries. *BMC Public Health*. 2011;11:553. Epub 20110713. doi: 10.1186/1471-2458-11-553.
516 PubMed PMID: 21749730; PubMed Central PMCID: PMC3161890.
- 517 14. Wedderburn CJ, Evans C, Slogrove AL, Rehman AM, Gibb DM, Prendergast AJ, et al. Co-
518 trimoxazole prophylaxis for children who are HIV-exposed and uninfected: a systematic review. *J Int*
519 *AIDS Soc*. 2023;26(6):e26079. doi: 10.1002/jia2.26079. PubMed PMID: 37292018; PubMed Central
520 PMCID: PMC10251133.

- 521 15. Arikawa S, Rollins N, Jourdain G, Humphrey J, Kourtis AP, Hoffman I, et al. Contribution of
522 Maternal Antiretroviral Therapy and Breastfeeding to 24-Month Survival in Human
523 Immunodeficiency Virus-Exposed Uninfected Children: An Individual Pooled Analysis of African and
524 Asian Studies. *Clin Infect Dis*. 2018;66(11):1668-77. doi: 10.1093/cid/cix1102. PubMed PMID:
525 29272387; PubMed Central PMCID: PMC5961296.
- 526 16. Joint United Nations Programme on HIV/AIDS. UNAIDS data 2021. Geneva: UNAIDS, 2021.
- 527 17. Luo R, Fong Y, Boeras D, Jani I, Vojnov L. The clinical effect of point-of-care HIV diagnosis in
528 infants: a systematic review and meta-analysis. *Lancet*. 2022;400(10356):887-95. doi:
529 10.1016/S0140-6736(22)01492-1. PubMed PMID: 36116479.
- 530 18. Violari A, Cotton MF, Gibb DM, Babiker AG, Steyn J, Madhi SA, et al. Early antiretroviral
531 therapy and mortality among HIV-infected infants. *N Engl J Med*. 2008;359(21):2233-44. doi:
532 10.1056/NEJMoa0800971. PubMed PMID: 19020325; PubMed Central PMCID: PMC5961296.
- 533 19. World Bank. World development indicators 2022. <https://data.worldbank.org/>: The World
534 Bank; 2022. Accessed 2022 Dec 2.
- 535 20. Mofenson LM, Cohn J, Sacks E. Challenges in the early infant HIV diagnosis and treatment
536 cascade. *JAIDS Journal of Acquired Immune Deficiency Syndromes*. 2020;84:S1-S4.
- 537 21. Frescura L, Godfrey-Faussett P, Feizzadeh AA, El-Sadr W, Syarif O, Ghys PD, et al. Achieving
538 the 95 95 95 targets for all: A pathway to ending AIDS. *PLoS One*. 2022;17(8):e0272405. Epub
539 20220804. doi: 10.1371/journal.pone.0272405. PubMed PMID: 35925943; PubMed Central PMCID:
540 PMC5961296.
- 541 22. Tadesse BT, Ashley EA, Ongarello S, Havumaki J, Wijegoonewardena M, Gonzalez IJ, et al.
542 Antimicrobial resistance in Africa: a systematic review. *BMC Infect Dis*. 2017;17(1):616. Epub
543 20170911. doi: 10.1186/s12879-017-2713-1. PubMed PMID: 28893183; PubMed Central PMCID:
544 PMC5961296.
- 545 23. Powis KM, Souda S, Lockman S, Ajibola G, Bennett K, Leidner J, et al. Cotrimoxazole
546 prophylaxis was associated with enteric commensal bacterial resistance among HIV-exposed infants
547 in a randomized controlled trial, Botswana. *J Int AIDS Soc*. 2017;20(3). doi: 10.1002/jia2.25021.
548 PubMed PMID: 29119726; PubMed Central PMCID: PMC5961296.
- 549 24. Antimicrobial Resistance C. Global burden of bacterial antimicrobial resistance in 2019: a
550 systematic analysis. *Lancet*. 2022;399(10325):629-55. Epub 20220119. doi: 10.1016/S0140-
551 6736(21)02724-0. PubMed PMID: 35065702; PubMed Central PMCID: PMC5961296.
- 552 25. Pouwels KB, Batra R, Patel A, Edgeworth JD, Robotham JV, Smieszek T. Will co-trimoxazole
553 resistance rates ever go down? Resistance rates remain high despite decades of reduced co-
554 trimoxazole consumption. *J Glob Antimicrob Resist*. 2017;11:71-4. Epub 20170731. doi:
555 10.1016/j.jgar.2017.07.013. PubMed PMID: 28774863.
- 556 26. Ryan M, Griffin S, Chitah B, Walker AS, Mulenga V, Kalolo D, et al. The cost-effectiveness of
557 cotrimoxazole prophylaxis in HIV-infected children in Zambia. *AIDS*. 2008;22(6):749-57. doi:
558 10.1097/QAD.0b013e3282f43519. PubMed PMID: 18356605.

559

560 **Tables and Figures**

561

562 **Table 1 Comparison of predicted mortality, between ages 6 weeks to 2 years, with different**
563 **programmatically cotrimoxazole strategies for children born to mothers with HIV.** For the current WHO
564 strategy (base case) of providing cotrimoxazole (CTX) to all HIV-exposed children, mortality rate is
565 expressed in percent (%). Alternative strategies explored were (1) initiating cotrimoxazole at 6 weeks
566 and stopping at 12 months, (2) initiating cotrimoxazole at 6 weeks and stopping at 9 months, (3)
567 initiating cotrimoxazole at 6 weeks and stopping at 6 months, (4) initiating cotrimoxazole at 6 weeks
568 and stopping at 3 months, and (5) initiating cotrimoxazole prophylaxis only once a positive HIV test
569 result is confirmed. Mortality for alternative strategies are reported in comparison to the base case
570 (current strategy): risk ratio, excess mortality rate per 100 000 HIV-exposed infants, and excess
571 annual deaths. CTX = cotrimoxazole.

572

573 **Fig 1 Schematic illustration of model structure (scenarios and strategies). Panel A (Scenarios):**
574 Scenarios considered were (1) children with HIV (diagnosed), (2) children with HIV (undiagnosed), or
575 (3) HEU. Superscripts denote applied mortality estimates: (a) age-specific baseline mortality
576 estimates for infants with HIV and no ART, based on Newell et al. [3]. (b) age-specific baseline
577 mortality estimates for HIV-exposed uninfected infants based on Arikawa et al. [15], (c) 77% uptake
578 of ART following positive HIV test based on Luo et al. [17], (d) 76% mortality reduction from ART
579 based on CHER [18], (e) 43% mortality reduction from CTX in a child with HIV based on CHAP [7], (f)
580 0% mortality reduction from CTX in an HIV-exposed uninfected child based on Botswana and South
581 Africa trials [8, 9]. **Panel B (Strategies):** Illustration of considered programmatic strategies. Pink
582 represents period of programmatic CTX provision. Blue represents period of risk of HIV transmission
583 due to breastfeeding (18 months). Strategies illustrated are (1) current WHO strategy (2) initiating
584 CTX at 6 weeks and stopping at 12 months, (3) initiating CTX at 6 weeks and stopping at 9 months, (4)
585 initiating CTX at 6 weeks and stopping at 6 months, (5) initiating CTX at 6 weeks and stopping at 3
586 months, and (6) initiating CTX prophylaxis only once a positive HIV test result is confirmed and the
587 child is started on ART. CTX = cotrimoxazole, ART = antiretroviral therapy, EID = early infant diagnosis
588 at 6 weeks, 9mo = 9-month HIV test, EoB = end of breastfeeding.

589

590 **Fig 2 Excess deaths per year by country under alternative cotrimoxazole strategies.** Columns
591 represent additional deaths from each alternate strategy in comparison to the current WHO
592 programmatic strategy of providing cotrimoxazole to all HIV-exposed infants. 12m = 12 months, 9m =
593 9 months, 6m = 6 months, 3m = 3 months.

594

595 **Fig 3 Sensitivity Analysis (Mozambique) – Conservative Scenarios.** Sensitivity analysis exploring the
596 effect of varying assumptions on the Risk Ratio for deaths (6 weeks to 2 years) compared to the
597 current WHO strategy for Mozambique: (1) Cotrimoxazole uptake at 40% rather than 100% assumed
598 in the base model, (2) Mortality reduction from cotrimoxazole while on antiretroviral therapy
599 decreased from 43% to 15% (3) Mortality reduction from cotrimoxazole while not on antiretroviral
600 therapy decreased from 43% to 15% (4) EID coverage increased to 100% rather than 82.9% EID
601 coverage for Mozambique, (5) Perinatal MTCT reduced from to 6% to 1%, (6) Postnatal MTCT
602 decreased from 7.5% to 6.5%. (7) Conservative estimate concurrently combining sensitivity scenarios
603 1-6. CTX = cotrimoxazole, ART = antiretroviral therapy, EID = early infant diagnosis at 6 weeks, MTCT
604 = mother-to-child transmission, 12m = 12 months, 9m = 9 months, 6m = 6 months, 3m = 3 months.
605

606 **Supplement Table S1: Model assumptions and data sources.** CTX = cotrimoxazole, ART =
607 antiretroviral therapy, EID = early infant diagnosis at 6 weeks, ZIM = Zimbabwe, CIV = Cote d'Ivoire,
608 MOZ = Mozambique, UGA = Uganda. *The authorship brings multidisciplinary expertise in paediatric
609 HIV (AJP, CE, DMG, CW, MP), epidemiology (MS, DMG), clinical trials (DMG, AJP, MP, MS) and policy
610 (SM, MP).
611

612 **Fig S2.1 Predicted mortality percentage per year by country under alternative cotrimoxazole**
613 **strategies.** Columns represent additional deaths from each alternate strategy in comparison to the
614 current WHO programmatic strategy of providing cotrimoxazole to all HIV-exposed infants. 12m = 12
615 months, 9m = 9 months, 6m = 6 months, 3m = 3 months.
616

617 **Fig S2.2 Predicted excess mortality rate (per 100 000) per year by country under alternative**
618 **cotrimoxazole strategies.** Columns represent additional deaths from each alternate strategy in
619 comparison to the current WHO programmatic strategy of providing cotrimoxazole to all HIV-
620 exposed infants. 12m = 12 months, 9m = 9 months, 6m = 6 months, 3m = 3 months.
621

622 **Fig S2.3 Predicted risk ratio per year by country under alternative cotrimoxazole strategies.**
623 Columns represent additional deaths from each alternate strategy in comparison to the current WHO
624 programmatic strategy of providing cotrimoxazole to all HIV-exposed infants. 12m = 12 months, 9m =
625 9 months, 6m = 6 months, 3m = 3 months.
626

627 **Fig S3.1 Sensitivity Analysis for Zimbabwe (Risk Ratios).** Sensitivity analysis, for Zimbabwe, exploring
628 the effect of varying assumptions on the Risk Ratio for deaths (6 weeks to 2 years) compared to the
629 current WHO strategy. CTX = cotrimoxazole, ART = antiretroviral therapy, EID = early infant diagnosis

630 at 6 weeks, MTCT = mother-to-child transmission, 12m = 12 months, 9m = 9 months, 6m = 6 months,
631 3m = 3 months.

632

633 **Fig S3.2 Sensitivity Analysis for Zimbabwe (Excess Deaths).** Sensitivity analysis, for Zimbabwe,
634 exploring the effect of varying assumptions on the Risk Ratio for deaths (6 weeks to 2 years)
635 compared to the current WHO strategy. CTX = cotrimoxazole, ART = antiretroviral therapy, EID =
636 early infant diagnosis at 6 weeks, MTCT = mother-to-child transmission, 12m = 12 months, 9m = 9
637 months, 6m = 6 months, 3m = 3 months.

638

639 **Fig S3.3 Sensitivity Analysis for Cote d'Ivoire (Risk Ratios).** Sensitivity analysis, for Cote d'Ivoire,
640 exploring the effect of varying assumptions on the Risk Ratio for deaths (6 weeks to 2 years)
641 compared to the current WHO strategy. CTX = cotrimoxazole, ART = antiretroviral therapy, EID =
642 early infant diagnosis at 6 weeks, MTCT = mother-to-child transmission, 12m = 12 months, 9m = 9
643 months, 6m = 6 months, 3m = 3 months.

644

645 **Fig S3.4 Sensitivity Analysis for Cote d'Ivoire (Excess Deaths).** Sensitivity analysis, for Cote d'Ivoire,
646 exploring the effect of varying assumptions on the Risk Ratio for deaths (6 weeks to 2 years)
647 compared to the current WHO strategy. CTX = cotrimoxazole, ART = antiretroviral therapy, EID =
648 early infant diagnosis at 6 weeks, MTCT = mother-to-child transmission, 12m = 12 months, 9m = 9
649 months, 6m = 6 months, 3m = 3 months.

650

651 **Fig S3.5 Sensitivity Analysis for Mozambique (Risk Ratios).** Sensitivity analysis, for Mozambique,
652 exploring the effect of varying assumptions on the Risk Ratio for deaths (6 weeks to 2 years)
653 compared to the current WHO strategy. CTX = cotrimoxazole, ART = antiretroviral therapy, EID =
654 early infant diagnosis at 6 weeks, MTCT = mother-to-child transmission, 12m = 12 months, 9m = 9
655 months, 6m = 6 months, 3m = 3 months.

656

657 **Fig S3.6 Sensitivity Analysis for Uganda (Risk Ratios).** Sensitivity analysis, for Uganda, exploring the
658 effect of varying assumptions on the Risk Ratio for deaths (6 weeks to 2 years) compared to the
659 current WHO strategy. CTX = cotrimoxazole, ART = antiretroviral therapy, EID = early infant diagnosis
660 at 6 weeks, MTCT = mother-to-child transmission, 12m = 12 months, 9m = 9 months, 6m = 6 months,
661 3m = 3 months.

662

663 **Fig S3.7 Sensitivity Analysis for Uganda (Excess Deaths).** Sensitivity analysis, for Uganda, exploring
664 the effect of varying assumptions on the Risk Ratio for deaths (6 weeks to 2 years) compared to the

665 current WHO strategy. CTX = cotrimoxazole, ART = antiretroviral therapy, EID = early infant diagnosis
666 at 6 weeks, MTCT = mother-to-child transmission, 12m = 12 months, 9m = 9 months, 6m = 6 months,
667 3m = 3 months.

668

669 **Fig S4.1 Sensitivity Variable - Cotrimoxazole Uptake, Zimbabwe.** Risk ratio of mortality for varying
670 risk reduction from cotrimoxazole uptake for Zimbabwe, (Risk Ratio). CTX = cotrimoxazole, 12m = 12
671 months, 9m = 9 months, 6m = 6 months, 3m = 3 months.

672

673 **Fig S4.2 Sensitivity Variable – Risk Reduction from CTX, Zimbabwe.** Risk ratio of mortality for varying
674 risk reduction from cotrimoxazole while infant with HIV is taking antiretroviral therapy for Zimbabwe,
675 (Risk Ratio). Risk reduction from 15%-43%. CTX = cotrimoxazole, ART = antiretroviral therapy, 12m =
676 12 months, 9m = 9 months, 6m = 6 months, 3m = 3 months.

677

678 **Fig S4.3 Sensitivity Variable – Risk Reduction from CTX, Zimbabwe.** Risk ratio of mortality for varying
679 risk reduction from cotrimoxazole while infant with HIV is taking antiretroviral therapy for Zimbabwe,
680 (Risk Ratio). Risk Reduction from 25%-60%. CTX = cotrimoxazole, ART = antiretroviral therapy, 12m =
681 12 months, 9m = 9 months, 6m = 6 months, 3m = 3 months.

682

683 **Fig S4.4 Sensitivity Variable – EID Testing, Zimbabwe.** Risk ratio of mortality for varying probability
684 of HIV-exposed infants undergoing Early Infant Diagnosis (EID) for Zimbabwe, (Risk Ratio). EID = early
685 infant diagnosis at 6 weeks, 12m = 12 months, 9m = 9 months, 6m = 6 months, 3m = 3 months.

686

687 **Fig S4.5 Sensitivity Variable – Perinatal MTCT, Zimbabwe.** Risk ratio of mortality for varying
688 probability of perinatal mother-to-child transmission (MTCT) for Zimbabwe, (Risk Ratio). MTCT =
689 mother-to-child transmission, 12m = 12 months, 9m = 9 months, 6m = 6 months, 3m = 3 months.

690

691 **Fig S4.6 Sensitivity Variable – Postnatal MTCT, Zimbabwe.** Risk ratio of mortality for varying
692 probability of post-natal mother-to-child transmission (MTCT) for Zimbabwe, (Risk Ratio). MTCT =
693 mother-to-child transmission, 12m = 12 months, 9m = 9 months, 6m = 6 months, 3m = 3 months.

694

695 **Fig S4.7 Sensitivity Variable - Cotrimoxazole Uptake, Cote d'Ivoire.** Risk ratio of mortality for varying
696 risk reduction from cotrimoxazole uptake for Cote d'Ivoire, (Risk Ratio). CTX = cotrimoxazole, 12m =
697 12 months, 9m = 9 months, 6m = 6 months, 3m = 3 months.

698

699 **Fig S4.8 Sensitivity Variable – Risk Reduction from CTX, Cote d’Ivoire.** Risk ratio of mortality for
700 varying risk reduction from cotrimoxazole while infant with HIV is taking antiretroviral therapy for
701 Cote d’Ivoire, (Risk Ratio). Risk reduction from 15%-43%. CTX = cotrimoxazole, ART = antiretroviral
702 therapy, 12m = 12 months, 9m = 9 months, 6m = 6 months, 3m = 3 months.

703

704 **Fig S4.9 Sensitivity Variable – Risk Reduction from CTX, Cote d’Ivoire.** Risk ratio of mortality for
705 varying risk reduction from cotrimoxazole while infant with HIV is taking antiretroviral therapy for
706 Cote d’Ivoire, (Risk Ratio). Risk reduction from 15%-60%. CTX = cotrimoxazole, ART = antiretroviral
707 therapy, 12m = 12 months, 9m = 9 months, 6m = 6 months, 3m = 3 months.

708

709 **Fig S4.10 Sensitivity Variable – EID Testing, Cote d’Ivoire.** Risk ratio of mortality for varying
710 probability of HIV-exposed infants undergoing Early Infant Diagnosis (EID) for Cote d’Ivoire, (Risk
711 Ratio). EID = early infant diagnosis at 6 weeks, 12m = 12 months, 9m = 9 months, 6m = 6 months, 3m
712 = 3 months.

713

714 **Fig S4.11 Sensitivity Variable – Perinatal MTCT, Cote d’Ivoire.** Risk ratio of mortality for varying
715 probability of perinatal mother-to-child transmission (MTCT) for Cote d’Ivoire, (Risk Ratio). MTCT =
716 mother-to-child transmission, 12m = 12 months, 9m = 9 months, 6m = 6 months, 3m = 3 months.

717

718 **Fig S4.12 Sensitivity Variable – Postnatal MTCT, Cote d’Ivoire.** Risk ratio of mortality for varying
719 probability of post-natal mother-to-child transmission (MTCT) for Cote d’Ivoire, (Risk Ratio). MTCT =
720 mother-to-child transmission, 12m = 12 months, 9m = 9 months, 6m = 6 months, 3m = 3 months.

721

722 **Fig S4.13 Sensitivity Variable - Cotrimoxazole Uptake, Mozambique.** Risk ratio of mortality for
723 varying risk reduction from cotrimoxazole uptake for Mozambique, (Risk Ratio). CTX = cotrimoxazole,
724 12m = 12 months, 9m = 9 months, 6m = 6 months, 3m = 3 months.

725

726 **Fig S4.14 Sensitivity Variable – Risk Reduction from CTX, Mozambique.** Risk ratio of mortality for
727 varying risk reduction from cotrimoxazole while infant with HIV is taking antiretroviral therapy for
728 Mozambique, (Risk Ratio). Risk reduction from 15%-43%. CTX = cotrimoxazole, ART = antiretroviral
729 therapy, 12m = 12 months, 9m = 9 months, 6m = 6 months, 3m = 3 months.

730

731 **Fig S4.15 Sensitivity Variable – Risk Reduction from CTX, Mozambique.** Risk ratio of mortality for
732 varying risk reduction from cotrimoxazole while infant with HIV is taking antiretroviral therapy for

733 Mozambique, (Risk Ratio). Risk reduction from 15%-60%. CTX = cotrimoxazole, ART = antiretroviral
734 therapy, 12m = 12 months, 9m = 9 months, 6m = 6 months, 3m = 3 months.

735

736 **Fig S4.16 Sensitivity Variable – EID Testing, Mozambique.** Risk ratio of mortality for varying
737 probability of HIV-exposed infants undergoing Early Infant Diagnosis (EID) for Mozambique, (Risk
738 Ratio). EID = early infant diagnosis at 6 weeks, 12m = 12 months, 9m = 9 months, 6m = 6 months, 3m
739 = 3 months.

740

741 **Fig S4.17 Sensitivity Variable – Perinatal MTCT, Mozambique.** Risk ratio of mortality for varying
742 probability of perinatal mother-to-child transmission (MTCT) for Mozambique, (Risk Ratio). MTCT =
743 mother-to-child transmission, 12m = 12 months, 9m = 9 months, 6m = 6 months, 3m = 3 months.

744

745 **Fig S4.18 Sensitivity Variable – Postnatal MTCT, Mozambique.** Risk ratio of mortality for varying
746 probability of post-natal mother-to-child transmission (MTCT) for Mozambique, (Risk Ratio). MTCT =
747 mother-to-child transmission, 12m = 12 months, 9m = 9 months, 6m = 6 months, 3m = 3 months.

748

749 **Fig S4.19 Sensitivity Variable - Cotrimoxazole Uptake, Uganda.** Risk ratio of mortality for varying risk
750 reduction from cotrimoxazole uptake for Uganda, (Risk Ratio). CTX = cotrimoxazole, 12m = 12
751 months, 9m = 9 months, 6m = 6 months, 3m = 3 months.

752

753 **Fig S4.20 Sensitivity Variable – Risk Reduction from CTX, Uganda.** Risk ratio of mortality for varying
754 risk reduction from cotrimoxazole while infant with HIV is taking antiretroviral therapy for Uganda,
755 (Risk Ratio). Risk reduction from 15%-43%. CTX = cotrimoxazole, ART = antiretroviral therapy, 12m =
756 12 months, 9m = 9 months, 6m = 6 months, 3m = 3 months.

757

758 **Fig S4.21 Sensitivity Variable – Risk Reduction from CTX, Uganda.** Risk ratio of mortality for varying
759 risk reduction from cotrimoxazole while infant with HIV is taking antiretroviral therapy for Uganda,
760 (Risk Ratio). Risk reduction from 15%-60%. CTX = cotrimoxazole, ART = antiretroviral therapy, 12m =
761 12 months, 9m = 9 months, 6m = 6 months, 3m = 3 months.

762

763 **Fig S4.22 Sensitivity Variable – EID Testing, Uganda.** Risk ratio of mortality for varying probability of
764 HIV-exposed infants undergoing Early Infant Diagnosis (EID) for Uganda, (Risk Ratio). EID = early
765 infant diagnosis at 6 weeks, 12m = 12 months, 9m = 9 months, 6m = 6 months, 3m = 3 months.

766

767 **Fig S4.23 Sensitivity Variable – Perinatal MTCT, Uganda.** Risk ratio of mortality for varying
768 probability of perinatal mother-to-child transmission (MTCT) for Uganda, (Risk Ratio). MTCT =
769 mother-to-child transmission, 12m = 12 months, 9m = 9 months, 6m = 6 months, 3m = 3 months.
770

771 **Fig S4.24 Sensitivity Variable – Postnatal MTCT, Uganda.** Risk ratio of mortality for varying
772 probability of post-natal mother-to-child transmission (MTCT) for Uganda, (Risk Ratio). MTCT =
773 mother-to-child transmission, 12m = 12 months, 9m = 9 months, 6m = 6 months, 3m = 3 months.

		Current	Programmatic Strategy				Start CTX only after positive HIV test result
			CTX from 6 weeks to 12 months	CTX from 6 weeks to 9 months	Alternative CTX from 6 weeks to 6 months	CTX from 6 weeks to 3 months	
Mozambique	<i>Mortality (%)</i>	5.78	5.91	5.95	6.07	6.11	6.12
	<i>Risk Ratio</i>	-	1.02	1.03	1.05	1.06	1.06
	<i>Excess mortality rate (per 100000)</i>	-	131	174	295	328	339
	<i>Excess deaths per year</i>	-	371	492	835	928	961
Cote d'Ivoire	<i>Mortality (%)</i>	5.59	5.72	5.76	5.85	5.90	5.91
	<i>Risk Ratio</i>	-	1.02	1.03	1.05	1.06	1.06
	<i>Excess mortality rate (per 100000)</i>	-	127	172	254	304	322
	<i>Excess deaths per year</i>	-	49	67	98	118	125
Zimbabwe	<i>Mortality (%)</i>	5.58	5.68	5.71	5.79	5.83	5.84
	<i>Risk Ratio</i>	-	1.02	1.02	1.04	1.04	1.05
	<i>Excess mortality rate (per 100000)</i>	-	99	134	208	246	260
	<i>Excess deaths per year</i>	-	135	181	281	334	352
Uganda	<i>Mortality (%)</i>	5.39	5.48	5.51	5.57	5.60	5.61
	<i>Risk Ratio</i>	-	1.02	1.02	1.03	1.04	1.04
	<i>Excess mortality rate (per 100000)</i>	-	87	117	177	209	221
	<i>Excess deaths per year</i>	-	193	261	394	466	491

Table 1

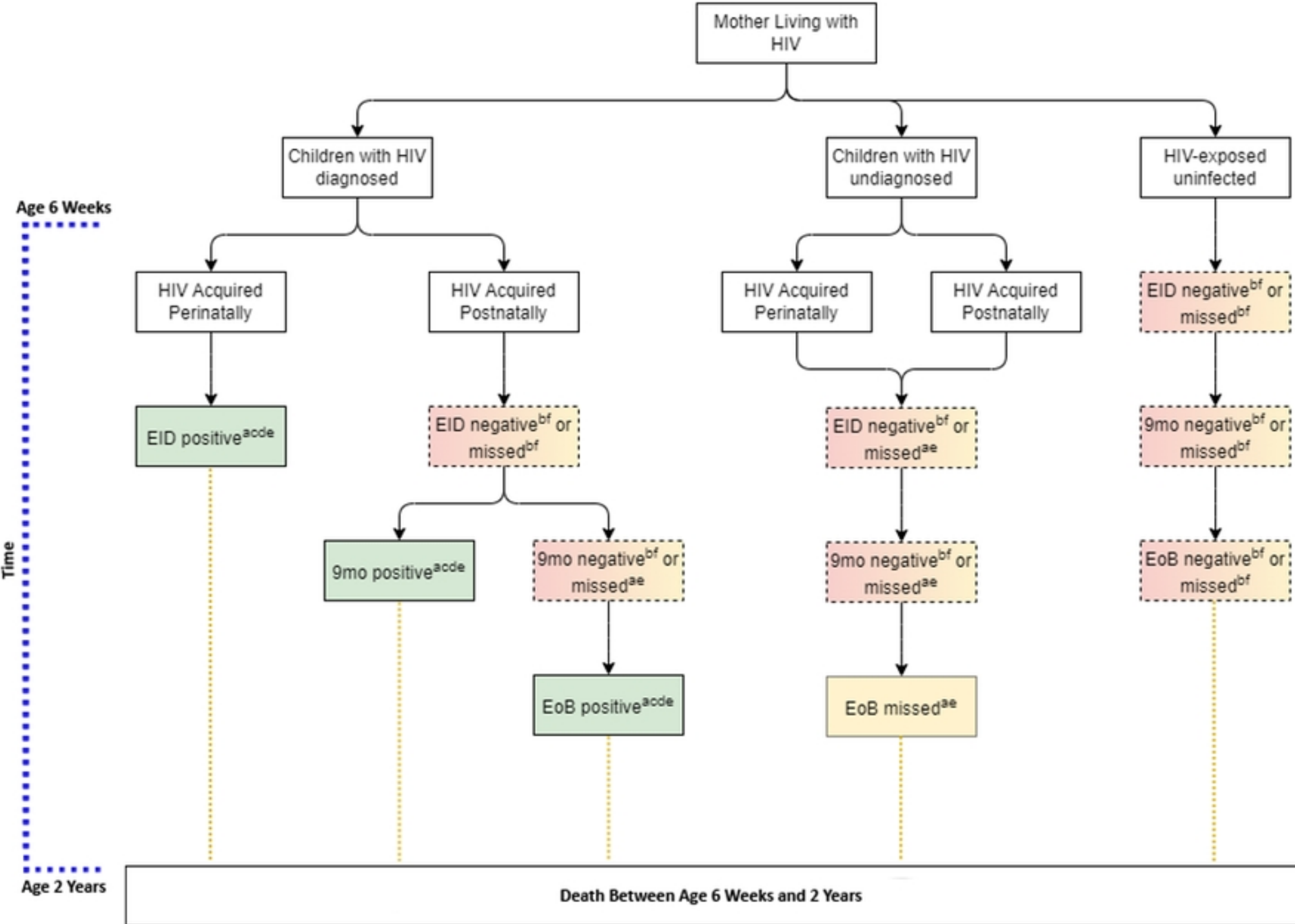


Fig1A

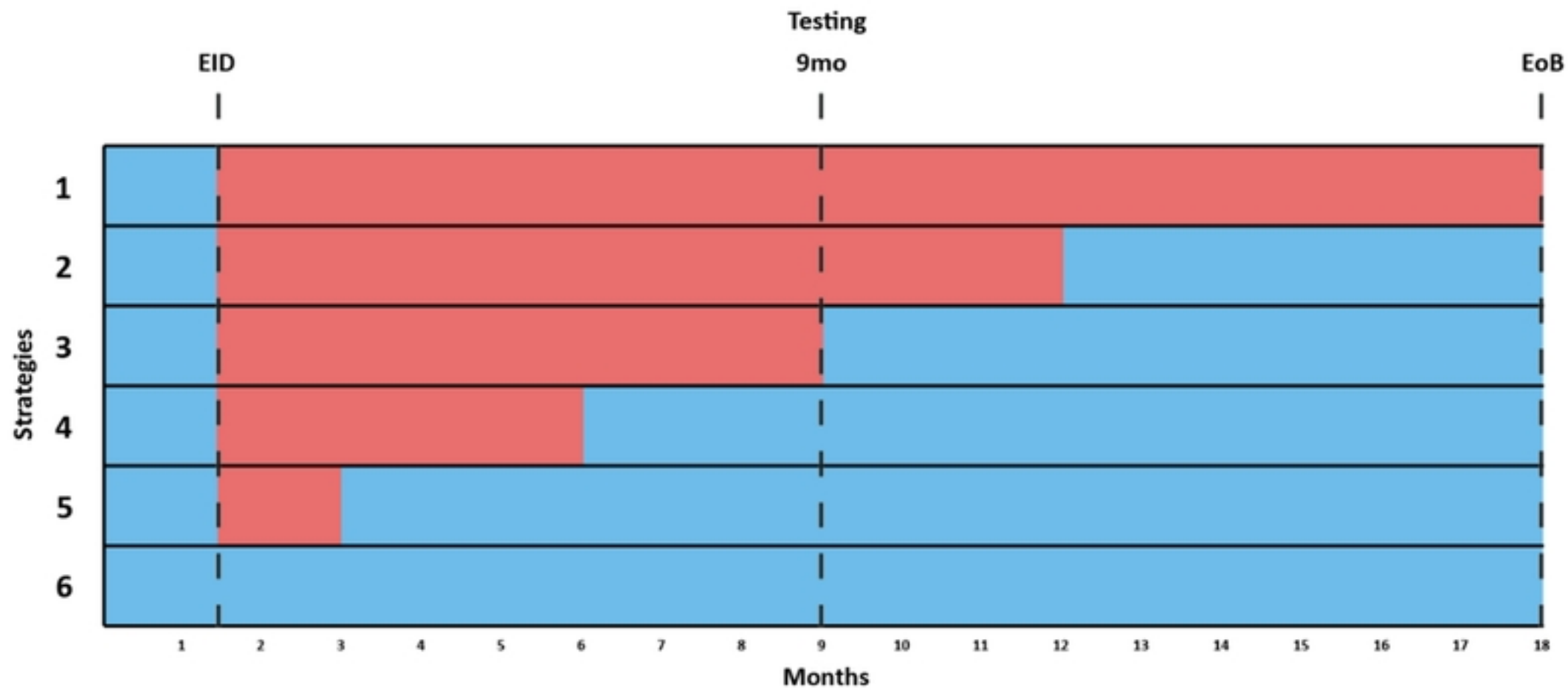


Fig1B

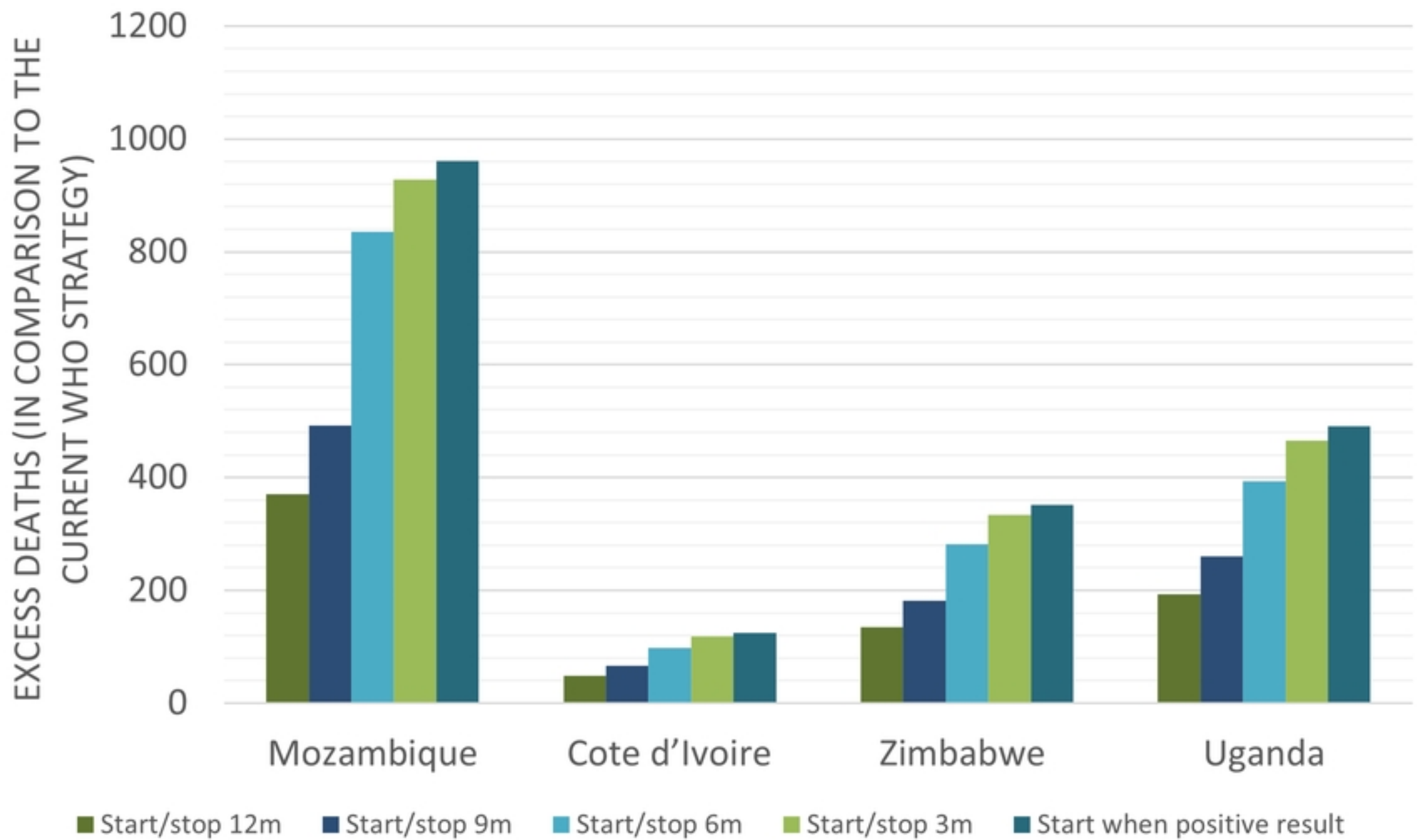


Fig2

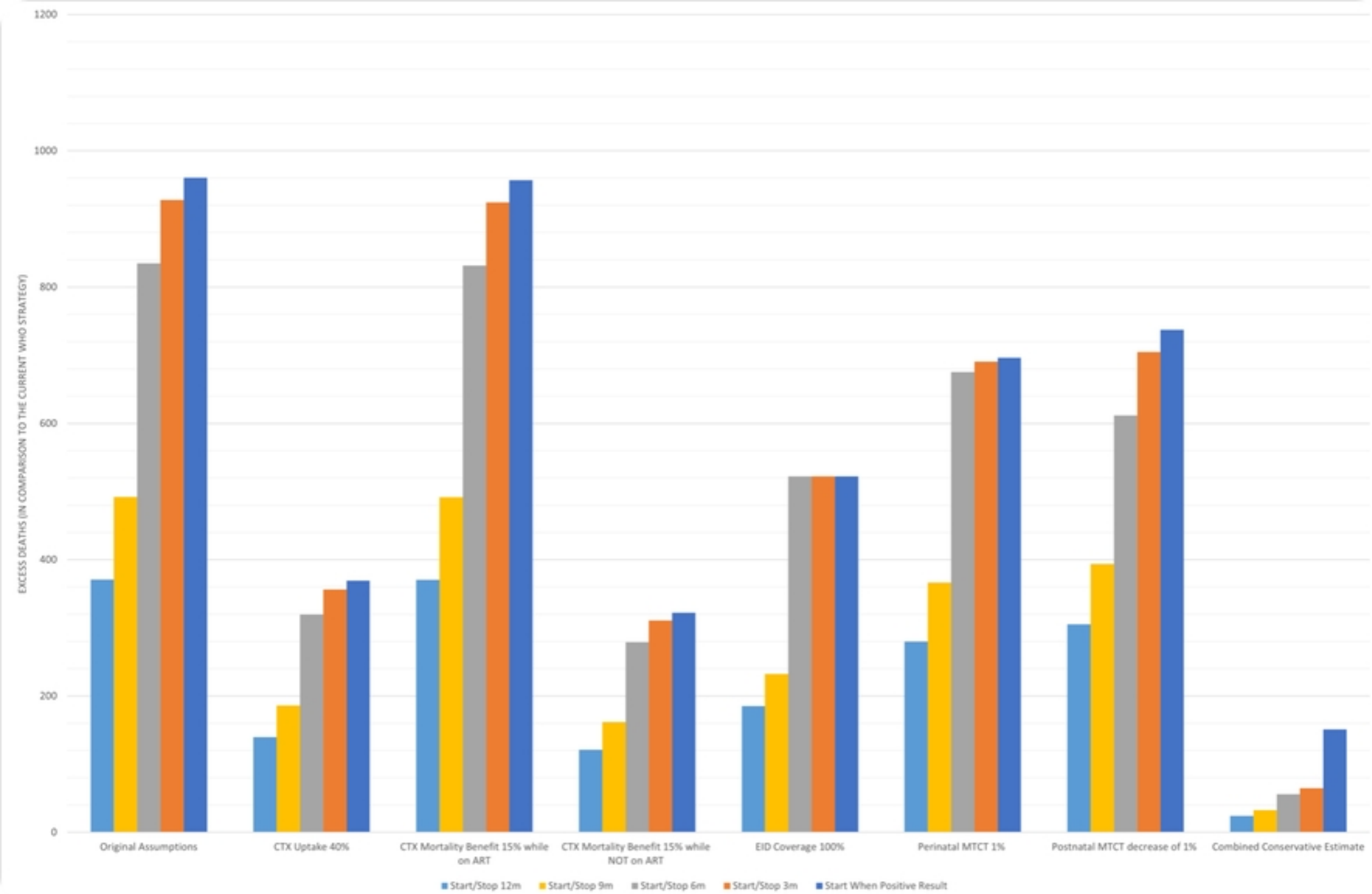


Fig3