



1 **Knockdown resistance (kdr) Associated organochlorine Resistance in mosquito-borne**  
2 **diseases (*Culex pipiens*): Systematic study of reviews and meta-analysis**

3 Ebrahim Abbasi<sup>1,2\*</sup> , Salman Daliri<sup>3</sup> , Asghar Talbalaghi<sup>4</sup>, Fatemeh Mehrpouya<sup>5</sup>, Maryam  
4 Hasanzadeh arab<sup>5</sup>, Atena Aslvaeli<sup>5</sup>

5  
6 **EBRAHIM ABBASI**

7 <sup>1</sup>*Research Center for Health Sciences, Institute of Health, Shiraz University of Medical Sciences,*  
8 *Shiraz, Iran*

9 <sup>2</sup>*Department of Medical Entomology and Vector Control, School of Health, Shiraz University of*  
10 *Medical Sciences, Shiraz, Iran*

11 Email: [abbasie.ebrahim@gmail.com](mailto:abbasie.ebrahim@gmail.com)

[e\\_abbasie@sums.ac.ir](mailto:e_abbasie@sums.ac.ir)

12 Mobile: +98912-4338389

ORCID: 0000-0003-1861-5321

13  
14 **SALMAN DALIRI**

15 <sup>3</sup>*Research Clinical Research Development Unit, Imam Hossein Hospital, Shahroud University of*  
16 *Medical Sciences, Shahroud, Iran*

17 Email: [salmandaliri@yahoo.com](mailto:salmandaliri@yahoo.com)

18 Mobile: +98917-9272507

ORCID: 0000-0001-5773-5751

19  
20 **ASGHAR TALBALAGHI**

21 <sup>4</sup>*italian Mosquito Control Association*

22 Email: [talbalaghi@libero.it](mailto:talbalaghi@libero.it)

[Imca@zanzare.eu](mailto:Imca@zanzare.eu)

23 Mobile: +39335-8425941

24  
25 **FATEMEH MEHRPOUYA**

26 <sup>5</sup>*Department of Medical Entomology, Faculty of Health, Ahvaz Jundishapur University of*  
27 *Medical Sciences, Iran*

28 Email: [fatemehmehrpouya0@gmail.com](mailto:fatemehmehrpouya0@gmail.com)

29 Mobile: +98935-3984877

30  
31 **MARYAM HASANZADEH ARAB**

32 <sup>5</sup>*Department of Medical Entomology, Faculty of Health, Ahvaz Jundishapur University of*  
33 *Medical Sciences, Iran*

34 Email: [Hzmary5@gmail.com](mailto:Hzmary5@gmail.com)

35 Mobile: +98937-7895046

36  
37 **ATENA ASLVAELI**

38 <sup>5</sup>*Department of Medical Entomology, Faculty of Health, Ahvaz Jundishapur University of*  
39 *Medical Sciences, Iran*

40 Email: [Atenavaeli79@gmail.com](mailto:Atenavaeli79@gmail.com)

41 Mobile: +98939-6006805

42  
43  
44 **\*Corresponding Author: Dr. Ebrahim Abbasi**

49 **Abstract**

50 **Background:** *Culex pipiens* is the vector of a large number of pathogenic pathogens in humans.  
51 Using insecticides to deal with this vector is the most important way to control it. However, in  
52 recent decades, resistance to insecticides has been reported in this vector. One of the main  
53 insecticides used to fight this vector is organochlorine insecticides. Based on this, this study  
54 was conducted to investigate the prevalence of Knockdown resistance (kdr) in *Culex pipiens*  
55 against organochlorine insecticides.

56 **Methods:** This study was conducted by systematic review and meta-analysis in the field of kdr  
57 prevalence in *Culex pipiens* against organochlorine insecticides. Based on this, during the  
58 search in the scientific databases PubMed, Web of Science, biooan.org, Embase, ProQuest,  
59 Scopus, and Google Scholar without time limit until the end of November 2023, all related  
60 articles were extracted and analyzed. The statistical analysis of the data was performed using  
61 the random and fixed effects model in the meta-analysis, Cochran's test,  $I^2$  index, and meta-  
62 regression by STATA software version 17.

63 **Results:** seven studies with a sample size of 2,029 *Culex pipiens* were included in the meta-  
64 analysis process. Based on the findings, the kdr resistance prevalence against Deltamethrin,  
65 Malathion, Permethrin, and DDT insecticides was estimated as 30.6%, 42%, 17.9%, and 76.3%  
66 respectively. Among them, the highest resistance to DDT and the lowest to Permethrin was  
67 observed.

68 **Conclusion:** Based on the findings, a large proportion of *Culex pipiens* mosquitoes were  
69 resistant to DDT insecticide. However, this vector was highly sensitive to Deltamethrin,  
70 Malathion, and Permethrin insecticides. Due to the different resistance ratios in different  
71 regions of the world, it is recommended to conduct studies on the prevalence of kdr in *Culex*  
72 *pipiens*.

73 **Keywords:** Knockdown resistance, Organochlorine insecticide, *Culex pipiens*, Systematic  
74 study of reviews and meta-analysis.

75

76

77

78

## 79 Introduction

80 *Culex* is one of the most widespread mosquito species in the world (1). They opportunistically  
81 feed on humans and animals, this way of feeding provides suitable conditions for the  
82 transmission of common diseases between humans and animals and is a serious threat to public  
83 health (2). *Culex* has adapted to human habitats over the years and are expanding in the urban  
84 environment due to the rapid and unplanned expansion of cities and the lack of suitable  
85 environmental conditions, the presence of stagnant water, drains, organically polluted places,  
86 and pits (3, 4). *Culex pipiens* is one of the most important groups of *Culex*, which includes six  
87 members of *Cx. pallens* Coquillet, *Cx. Quinquefasciatus* Say, *Cx. australicus* Dobrotworsky &  
88 Drummond, *Cx. molestus* Forskell, *Cx. pipiens* Linnaeus and *Cx. Globocoxitus* is  
89 Dobrotworsky (5, 6). *Culex pipiens* is an important vector of a large number of pathogenic  
90 pathogens and parasites in the world. This mosquito is known as a vector of West Nile virus  
91 (WNV), Rift Valley fever virus (RVFV), *Wuchereria bancrofti* (Cobbald, the causative agent  
92 of filariasis), and Japanese and St. Louis encephalitis (7-9).

93 Diseases transmitted through vectors (mosquitoes) continue to affect the public health of  
94 humans. Due to the lack of vaccination to prevent vector-borne diseases, combating them is  
95 considered the best method of intervention. As a result, nowadays chemical insecticides are  
96 mainly used to control the vectors. Four groups of insecticides: organochlorines,  
97 organophosphates, carbamates, and pyrethroids are the main insecticides used to deal with  
98 vectors (10). Pyrethroids account for about 15% of the insecticides used to combat vectors in  
99 the world. Pyrethroids are widely used to control vectors due to their low toxicity to humans  
100 and high killing effect on insects (11). Organochlorines have also been widely used since the  
101 distant past to fight against vectors. By acting on the central and peripheral nervous system of  
102 insects, these insecticides lead to paralysis and death of carriers through interaction with the  
103 voltage-gated sodium channel (VGSC) and increasing its sensitivity to depolarization by  
104 inhibiting inactivation processes (12, 13). As a result of the long-term, extensive, and  
105 incomplete use of these insecticides over time, it has led to the natural selection of insects and  
106 a reduction in the sensitivity of the target site to them, which is known as "KDR". which is  
107 caused by the insensitivity of the target site due to the mutation in the voltage-sensitive sodium  
108 channel gene (*Vssc*) (14). Resistance to DDT and deltamethrin is often associated with  
109 mutations in the sodium channel gene, which reduces neuronal sensitivity to these insecticides  
110 (15). In the studies conducted in the world, *kdr* resistance was reported in *Culex pipiens* and it  
111 was shown that the ratio of resistance is different in different countries (16). Studies have

112 mentioned that three groups of glutathione-S-trans-ferases (GST), esterase, and cytochrome  
113 P450 oxidases play a role in creating metabolic resistance to organochlorine, organophosphate,  
114 and pyrethroids in *Culex pipiens* (17). In the field of Kdr resistance in *Culex pipiens*, it has  
115 been reported that two mutations L1014F and L1014S cause Kdr resistance in it (18).

116 Identifying mutations related to resistance is essential for managing and using appropriate and  
117 effective insecticides to control insects. Considering that *Culex pipiens* is a carrier of some  
118 pathogenic pathogens for humans and is now spreading in the world (19, 20). Determining the  
119 level of sensitivity or resistance to insecticides is essential to deal with this vector. Based on  
120 this, the present study conducted to investigate the prevalence of kdr resistance in *Culex pipiens*  
121 against organochlorine insecticides via a systematic review and meta-analysis.

## 122 **Material and Methods**

123 This study was conducted by systematic review and meta-analysis based on the guidelines of  
124 the Preferred Reporting Items for Systematic Reviews and Meta-Analyses (PRISMA) in the  
125 field of kdr prevalence in *Culex pipiens* against organochlorine insecticides (21). This research  
126 has been registered in the International Prospective Register of Systematic Review  
127 (PROSPERO) with the code CRD42021231605.

## 128 **Search Strategy**

129 Articles by two researchers in scientific databases PubMed, Web of Science, bioan.org,  
130 Embase, ProQuest, Scopus, and Google Scholar using keywords Resistance, knockdown  
131 resistance, KDR, insecticide, Organochlorine insecticide, chlorinated insecticide,  
132 chlorophenyl, dichloroethane, DDT, parachlorophenyl, dichlorodiphenyldichloroethane,  
133 dieldrin, permethrin, deltamethrin, malathion, *Culex* and *Culex pipiens* extract and investigate  
134 in the title, abstract and full text of the articles singularly and in combination using OR, AND  
135 and NOT operators without time limit until the end of November 2023.

## 136 **Inclusion and Exclusion Criteria**

137 Based on the PICO model, published English-language articles conducted on *Culex pipiens*  
138 investigated kdr resistance to organochlorine insecticides, and the prevalence of resistance or  
139 mortality in exposure to organochlorine insecticides. were reported and had good quality and  
140 were included in the study. The articles that were conducted on other insects, and other  
141 insecticides (except organochlorine insecticides) were investigated in them, kdr resistance was

142 not investigated in them, they lacked the desired quality, and in the review method, case report  
143 or Letters to the editor were excluded from the study.

#### 144 **Quality Assessment**

145 The quality assessment of the articles was done based on 22 parts of the STROBE  
146 (Strengthening the Reporting of Observational Studies in Epidemiology) checklist, which  
147 investigated compliance with the principles of writing and implementation in the title, the  
148 method of reporting findings, limitations, and conclusions. Each part of this checklist is given  
149 a score based on its importance; the maximum possible score is 33. Based on the obtained  
150 score, the studies were divided into three levels low, medium, and high quality (22).

#### 151 **Data Extraction**

152 First, the articles were investigated by two researchers independently by investigating the title  
153 and abstract, taking into account the inclusion and exclusion criteria. Then, the full text of the  
154 articles was investigated by these researchers, and if the articles were rejected by two  
155 researchers, the reason was mentioned, and in case of disagreement between them, the article  
156 was refereed by a third researcher. Data extraction was done using a pre-prepared checklist that  
157 included the first author's name, study place, study year, sample size, insecticide type, kdr  
158 resistance prevalence, and mortality.

#### 159 **Selection of Studies**

160 The number of 14536 studies were extracted by searching the databases. At first, the articles  
161 were entered into the Endnote software, and after the initial review, 6528 articles were excluded  
162 from the study due to duplicates. Then, by checking the titles and abstract of the articles, 7839  
163 articles were removed because they were not relevant, and after reviewing the full text of the  
164 articles, 162 articles were removed due to the lack of investigation of the prevalence of kdr  
165 resistance or resistance to organochlorine insecticide, and 7 articles met the inclusion criteria.  
166 and entered the meta-analysis process (Figure 1).

#### 167 **Statistical Analysis**

168 Statistical analysis of the data was done using random and fixed effects models in meta-  
169 analysis,  $I^2$  index, and Cochran's test. funnel plot was used to investigate of the publication bias  
170 and Meta regression to investigate the relationship between the sample size and the prevalence  
171 of KDR. Data analysis was done using STATA software version 17.

## 172 **Results**

173 Seven studies with a sample size of 2029 *Culex pipiens* mosquitoes that were conducted  
174 between 2006 and 2023 were included in the study. Two studies were conducted in China, two  
175 studies in Iran, and one study each in Morocco, Egypt, and America. The characteristic of the  
176 reviewed articles is presented in Table 1.

177 Based on the findings of the meta-analysis of six studies conducted on the prevalence of kdr  
178 resistance in *Culex pipiens* against Deltamethrin insecticide, the ratio of sensitivity to  
179 Deltamethrin insecticide was estimated at 69.4%. which shows that 30.6% of *Culex pipiens*  
180 mosquitoes were resistant to Deltamethrin. In terms of heterogeneity between studies, the  $I^2$   
181 index was estimated at 98.41%, which indicates the existence of heterogeneity between studies  
182 (Figure 2). The investigation of the prevalence of *Culex pipiens* resistance against Malathion  
183 insecticide showed that the prevalence of sensitivity in *Culex pipiens* mosquitoes was 58.1%,  
184 which indicates that about 42% of *Culex pipiens* have kdr resistance to Malathion (Figure 3).

185 In the context of the prevalence of kdr resistance in *Culex pipiens* against Permethrin  
186 insecticide, the findings showed that 72.1% of *Culex pipiens* were sensitive to Permethrin and  
187 it shows that 17.9% of them have kdr resistance (Figure 4). The attenuation ratio against DDT  
188 insecticide was estimated at 23.7%, which shows that 76.3% of *Culex pipiens* have kdr  
189 resistance against DDT (Figure 5).

190 The publication bias was done using the funnel plot and Egger's test. Due to the symmetry of  
191 the funnel plot, it can be mentioned that publication bias did not occur, and the result of Egger's  
192 test was not significant in this regard ( $P=0.14$ ) (Figure 6). Also, using meta-regression, the  
193 relationship between sample size and mortality ratio was investigated. According to the slope  
194 of the graph, the mortality ratio decreased with the increase of the sample size. which shows  
195 that the resistance ratio is higher in larger populations (Figure 7).

## 196 **Discussion**

197 This study was conducted on the prevalence of kdr resistance in *Culex pipiens* against  
198 Deltamethrin, Permethrin, Malathion, and DDT insecticides by meta-analysis method. Based  
199 on the findings, the kdr resistance ratio against Deltamethrin, Malathion, Permethrin, and DDT  
200 insecticides was estimated as 30.6%, 42%, 17.9%, and 76.3% respectively. Among them, the  
201 highest resistance to DDT and the lowest to Permethrin was observed. It can be mentioned that  
202 the most effective insecticide to deal with *Culex pipiens* is Permethrin and Deltamethrin. In

203 studies of insecticide target sites in *Culex pipiens*, G119S ace-1 and L1014F kdr mutants.  
204 Regarding resistance to DDT, these mutations were identified and shown to play a role in  
205 creating resistance in *Culex pipiens* (23, 24). Studies have also shown that the L1014F kdr  
206 mutation is widely present in *Culex pipiens*. that this mutation plays an important role in  
207 resistance to organochlorine and organophosphate insecticides (25). The mutation from leucine  
208 to serine (TTA to TCA) is another mutation identified in *Culex pipiens* resistance, which has  
209 been observed in different countries including China, America, and Japan (26-28). The L1014C  
210 mutation with the substitution of leucine (TTA) for cysteine (TGT) is another mutation  
211 identified in *Culex pipiens* (26). Mosquitoes with the Phe/kdr mutation also showed high  
212 resistance to pyrethroids and DDT, but the Ser/kdr mutation confers high resistance to DDT  
213 and low resistance to pyrethroids (29). The presence of various mutations in *Culex pipiens*  
214 indicates the presence of high resistance and their spread in different regions of the world.  
215 Because under selection pressure, carriers can acquire resistance and transfer it to the next  
216 generations, as a result, this phenomenon can lead to an increase in the prevalence of kdr  
217 resistance in *Culex pipiens* mosquitoes in the world. In a study conducted in northern Iran, the  
218 sensitivity ratio of *Culex pipiens* mosquitoes to DDT was low, but a high ratio of them was  
219 sensitive to deltamethrin (30). In another study by Salim-Abadi et al. (2016) in Iran, *Culex*  
220 *pipiens* were sensitive to deltamethrin and resistant to DDT (31). In the study of Akiner et al.  
221 (2009) in Turkey, *Culex pipiens* was highly sensitive to malathion, deltamethrin, and  
222 permethrin insecticides, but highly resistant to DDT (32).

223 In general, based on the findings of the present study, it can be mentioned that *Culex pipiens* is  
224 highly sensitive to Deltamethrin, Malathion, and Permethrin insecticides, but it has high KDR  
225 resistance to DDT insecticide. Based on this, it is recommended to use effective insecticides to  
226 fight and control this vector. Also, due to the different resistance ratios in different regions of  
227 the world, it is recommended to conduct studies on the prevalence ratio of kdr resistance.

## 228 **Conclusion**

229 According to the findings, a large proportion of *Culex pipiens* mosquitoes were resistant to  
230 DDT insecticide. However, this vector was highly sensitive to Deltamethrin, Malathion, and  
231 Permethrin insecticides. Considering that few studies have been done in this field. It is  
232 recommended to conduct studies to evaluate the prevalence of resistance in countries where  
233 this vector is endemic.

## 234 **Declaration**

235 **Ethical considerations**

236 Ethical approval for this study was obtained from the Shiraz University of Medical Sciences  
237 (Iran) Ethics Committee.

238 **Conflict of interest**

239 The authors declare no conflict of interest.

240 **Funding**

241 It was funded by the Vice-Chancellor for Research of Shiraz University of Medical Sciences.

242 **Availability of data and materials**

243 All obtained data are included in the text.

244 **Authors' contributions**

245 EA determined the title, wrote and registered the protocol, and submitted the article. EA and  
246 FM extracted the files from the databases. AT, MH, and EA, screening, and selection of final  
247 articles. AA and EA, data extraction. SD wrote the article. All authors read and approved the  
248 final manuscript.

249 **Acknowledgments**

250 The authors thank the Research Vice-Chancellor of Shiraz University of Medical Sciences.

251 **References**

- 252 1. Bhattacharya S, Basu P, Sajal Bhattacharya C. The southern house mosquito, *Culex*  
253 *quinquefasciatus*: profile of a smart vector. *J Entomol Zool Stud.* 2016;4(2):73-81.
- 254 2. Weissenböck H, Hubálek Z, Bakonyi T, Nowotny N. Zoonotic mosquito-borne  
255 flaviviruses: worldwide presence of agents with proven pathogenicity and potential candidates  
256 of future emerging diseases. *Veterinary microbiology.* 2010;140(3-4):271-80.
- 257 3. Brown HE, Childs JE, Diuk-Wasser MA, Fish D. Ecologic factors associated with West  
258 Nile virus transmission, northeastern United States. *Emerging infectious diseases.*  
259 2008;14(10):1539.
- 260 4. Yadouléon A, Badirou K, Agbanrin R, Jöst H, Attolou R, Srinivasan R, et al.  
261 Insecticide resistance status in *Culex quinquefasciatus* in Benin. *Parasites & Vectors.*  
262 2015;8(1):1-6.



- 263 5. Farajollahi A, Fonseca DM, Kramer LD, Kilpatrick AM. “Bird biting” mosquitoes and  
264 human disease: a review of the role of *Culex pipiens* complex mosquitoes in epidemiology.  
265 *Infection, genetics and evolution*. 2011;11(7):1577-85.
- 266 6. Zित्रा C, Flechl E, Kothmayer M, Vitecek S, Rossiter H, Zechmeister T, et al.  
267 Ecological characterization and molecular differentiation of *Culex pipiens* complex taxa and  
268 *Culex torrentium* in eastern Austria. *Parasites & vectors*. 2016;9:1-9.
- 269 7. Krida G, Diancourt L, Bouattour A, Rhim A, Chermiti B, Failloux A-B. Estimation du  
270 risque d’introduction du virus de la fièvre de la vallée du Rift en Tunisie par le moustique *Culex*  
271 *pipiens*. *Bulletin de la Société de pathologie exotique*. 2011;104(4):250-9.
- 272 8. McAbee RD, Kang KD, Stanich MA, Christiansen JA, Wheelock CE, Inman AD, et al.  
273 Pyrethroid tolerance in *Culex pipiens pipiens* var *molestus* from Marin County, California. *Pest*  
274 *Management Science: formerly Pesticide Science*. 2004;60(4):359-68.
- 275 9. Gambhir M, Michael E. Complex ecological dynamics and eradicability of the vector  
276 borne macroparasitic disease, lymphatic filariasis. *PLoS One*. 2008;3(8):e2874.
- 277 10. Organization WH. Pesticides and their application: for the control of vectors and pests  
278 of public health importance. World Health Organization; 2006.
- 279 11. Abbasi E, Yazdani Z, Daliri S, Moemenbellah-Fard MD. Organochlorine knockdown-  
280 resistance (kdr) association in housefly (*Musca domestica*): A systematic review and meta-  
281 analysis. *Parasite Epidemiology and Control*. 2023:e00310.
- 282 12. Nkya TE, Akhouayri I, Kisinza W, David J-P. Impact of environment on mosquito  
283 response to pyrethroid insecticides: facts, evidences and prospects. *Insect biochemistry and*  
284 *molecular biology*. 2013;43(4):407-16.
- 285 13. Auteri M, La Russa F, Blanda V, Torina A. Insecticide resistance associated with kdr  
286 mutations in *Aedes albopictus*: an update on worldwide evidences. *BioMed research*  
287 *international*. 2018;2018.
- 288 14. David J-P, Ismail HM, Chandor-Proust A, Paine MJ. Role of cytochrome P450s in  
289 insecticide resistance: impact on the control of mosquito-borne diseases and use of insecticides  
290 on Earth. *Philosophical Transactions of the Royal Society B: Biological Sciences*.  
291 2013;368(1612):20120429.
- 292 15. Lumjuan N, Rajatileka S, Changsom D, Wicheer J, Leelapat P, Prapanthadara L-a, et  
293 al. The role of the *Aedes aegypti* Epsilon glutathione transferases in conferring resistance to  
294 DDT and pyrethroid insecticides. *Insect biochemistry and molecular biology*. 2011;41(3):203-  
295 9.

- 296 16. Sun Y, Zou P, Yu X-Y, Chen C, Yu J, Shi L-N, et al. Functional characterization of an  
297 arrestin gene on insecticide resistance of *Culex pipiens pallens*. *Parasites & vectors*. 2012;5:1-  
298 11.
- 299 17. Davies T, Field L, Usherwood P, Williamson M. DDT, pyrethrins, pyrethroids and  
300 insect sodium channels. *IUBMB life*. 2007;59(3):151-62.
- 301 18. Zhou L, Lawrence GG, Vineis JH, McAllister JC, Wirtz RA, Brogdon WG. Detection  
302 of broadly distributed sodium channel alleles characteristic of insect pyrethroid resistance in  
303 West Nile virus vector *Culex pipiens* complex mosquitoes in the United States. *Journal of*  
304 *medical entomology*. 2009;46(2):321-7.
- 305 19. Becker N, Jöst A, Weitzel T. The *Culex pipiens* complex in Europe. *Journal of the*  
306 *American Mosquito Control Association*. 2012;28(4s):53-67.
- 307 20. Brugman VA, Hernández-Triana LM, Medlock JM, Fooks AR, Carpenter S, Johnson  
308 N. The role of *Culex pipiens* L.(Diptera: Culicidae) in virus transmission in Europe.  
309 *International journal of environmental research and public health*. 2018;15(2):389.
- 310 21. Moher D, Shamseer L, Clarke M, Ghersi D, Liberati A, Petticrew M, et al. Preferred  
311 reporting items for systematic review and meta-analysis protocols (PRISMA-P) 2015  
312 statement. *Systematic reviews*. 2015;4(1):1.
- 313 22. Von Elm E, Altman DG, Egger M, Pocock SJ, Gøtzsche PC, Vandenbroucke JP, et al.  
314 The Strengthening the Reporting of Observational Studies in Epidemiology (STROBE)  
315 Statement: guidelines for reporting observational studies. *International journal of surgery*.  
316 2014;12(12):1495-9.
- 317 23. Gnanguenon V, Agossa FR, Badirou K, Govoetchan R, Anagonou R, Oke-Agbo F, et  
318 al. Malaria vectors resistance to insecticides in Benin: current trends and mechanisms involved.  
319 *Parasites & vectors*. 2015;8(1):1-14.
- 320 24. Niang EHA, Konaté L, Diallo M, Faye O, Dia I. Patterns of insecticide resistance and  
321 knock down resistance (kdr) in malaria vectors *An. arabiensis*, *An. coluzzii* and *An. gambiae*  
322 from sympatric areas in Senegal. *Parasites & vectors*. 2016;9(1):1-9.
- 323 25. Bkhache M, Tmimi F-Z, Charafeddine O, Faraj C, Failloux A-B, Sarih Mh. First report  
324 of L1014F-kdr mutation in *Culex pipiens* complex from Morocco. *Parasites & Vectors*.  
325 2016;9:1-7.
- 326 26. Scott JG, Yoshimizu MH, Kasai S. Pyrethroid resistance in *Culex pipiens* mosquitoes.  
327 *Pesticide biochemistry and physiology*. 2015;120:68-76.

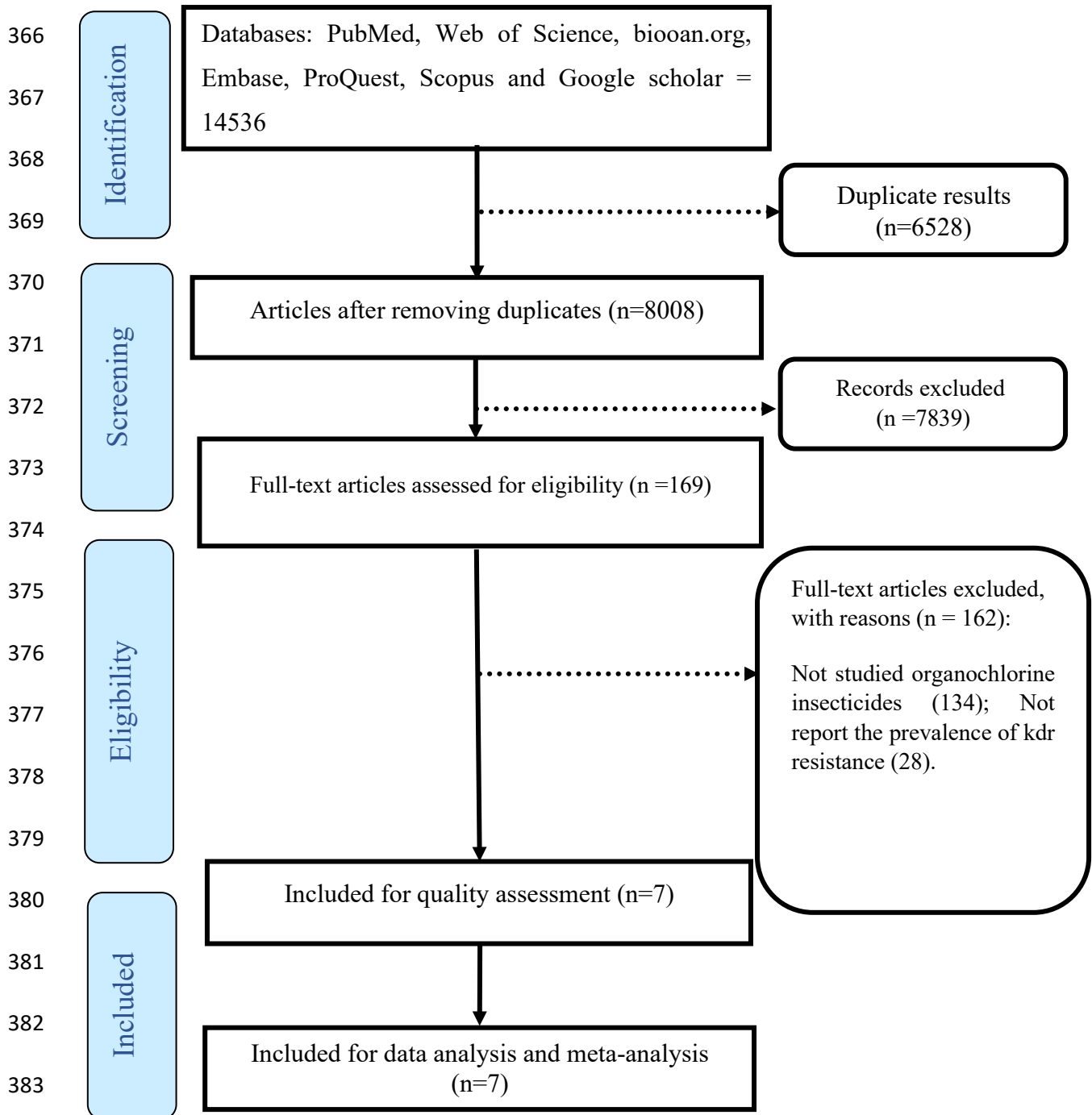
- 328 27. WANG ZM, LI CX, Xing D, YU YH, Liu N, XUE RD, et al. Detection and widespread  
329 distribution of sodium channel alleles characteristic of insecticide resistance in *Culex pipiens*  
330 complex mosquitoes in China. *Medical and veterinary entomology*. 2012;26(2):228-32.
- 331 28. Xu Q, Tian L, Zhang L, Liu N. Sodium channel genes and their differential genotypes  
332 at the L-to-F kdr locus in the mosquito *Culex quinquefasciatus*. *Biochemical and Biophysical*  
333 *Research Communications*. 2011;407(4):645-9.
- 334 29. Burton MJ, Mellor IR, Duce IR, Davies TE, Field LM, Williamson MS. Differential  
335 resistance of insect sodium channels with kdr mutations to deltamethrin, permethrin and DDT.  
336 *Insect biochemistry and molecular biology*. 2011;41(9):723-32.
- 337 30. Naseri-Karimi N, Vatandoost H, Bagheri M, Chavshin AR. Susceptibility status of  
338 *Culex pipiens* against deltamethrin and DDT, Urmia County, West Azerbaijan Province,  
339 northwestern Iran. *Asian Pacific Journal of Tropical Disease*. 2015;5:S77-S9.
- 340 31. Salim-Abadi Y, Oshaghi MA, Enayati AA, Abai MR, Vatandoost H, Eshraghian MR,  
341 et al. High insecticides resistance in *Culex pipiens* (Diptera: Culicidae) from Tehran, capital of  
342 Iran. *Journal of arthropod-borne diseases*. 2016;10(4):483.
- 343 32. MM A. Insecticide resistance of *Culex pipiens* (Diptera: Culicidae) in Turkey. *Journal*  
344 *of pesticide science*. 2009;34(4):259-64.
- 345 33. Tmimi F-Z, Faraj C, Bkhache M, Mounaji K, Failloux A-B, Sarih Mh. Insecticide  
346 resistance and target site mutations (G119S ace-1 and L1014F kdr) of *Culex pipiens* in  
347 Morocco. *Parasites & vectors*. 2018;11:1-9.
- 348 34. Zeidabadinezhad R, Vatandoost H, Abai MR, Djadid ND, Abbasali R, Sedaghat MM,  
349 et al. Target site insensitivity detection in deltamethrin resistant *Culex pipiens* complex in Iran.  
350 *Iranian Journal of Public Health*. 2019;48(6):1091.
- 351 35. Xing W, Xiao-Di Y, Xiao-Li W, Jiang-Yan L, Yuan-Yuan W, Hui X, et al. Multiple  
352 insecticide resistances and kdr mutation of *Culex pipiens pallens* in north-central Anhui  
353 Province. *Chinese Journal of Schistosomiasis Control*. 2016;28(4):406.
- 354 36. Rahimi S, Vatandoost H, Abai MR, Raeisi A, Hanafi-Bojd AA. Status of resistant and  
355 knockdown of West Nile vector, *Culex pipiens* complex to different pesticides in Iran. *Journal*  
356 *of Arthropod-Borne Diseases*. 2019;13(3):284.
- 357 37. Liu H, Xie L, Cheng P, Xu J, Huang X, Wang H, et al. Trends in insecticide resistance  
358 in *Culex pipiens pallens* over 20 years in Shandong, China. *Parasites & vectors*. 2019;12:1-9.
- 359 38. Zayed ABB, Szumlas DE, Hanafi HA, Fryauff DJ, Mostafa AA, Allam KM, et al. Use  
360 of bioassay and microplate assay to detect and measure insecticide resistance in field

361 populations of *Culex pipiens* from filariasis endemic areas of Egypt. Journal of the American  
362 Mosquito Control Association. 2006;22(3):473-82.

363

364 **Figure legend**

365

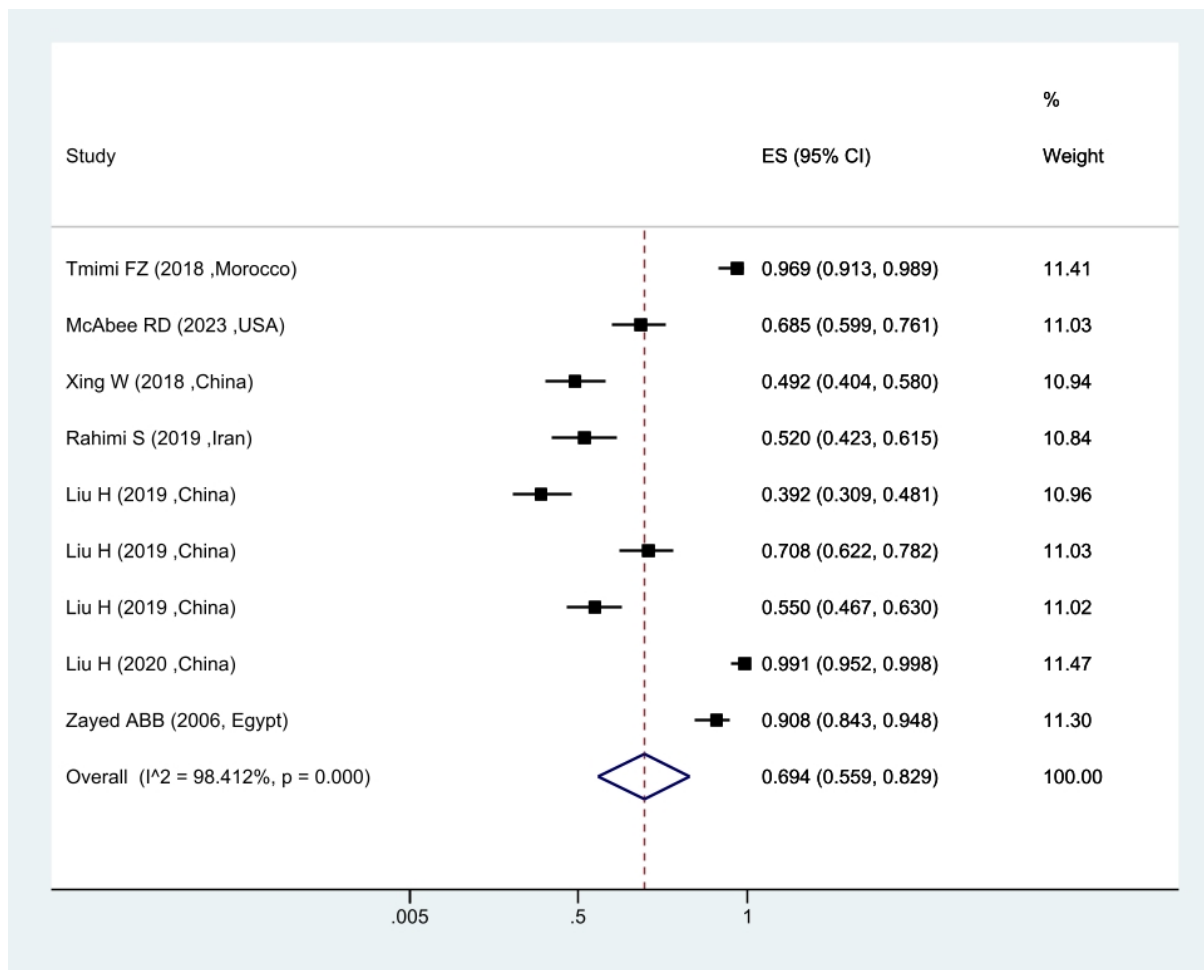


384

385

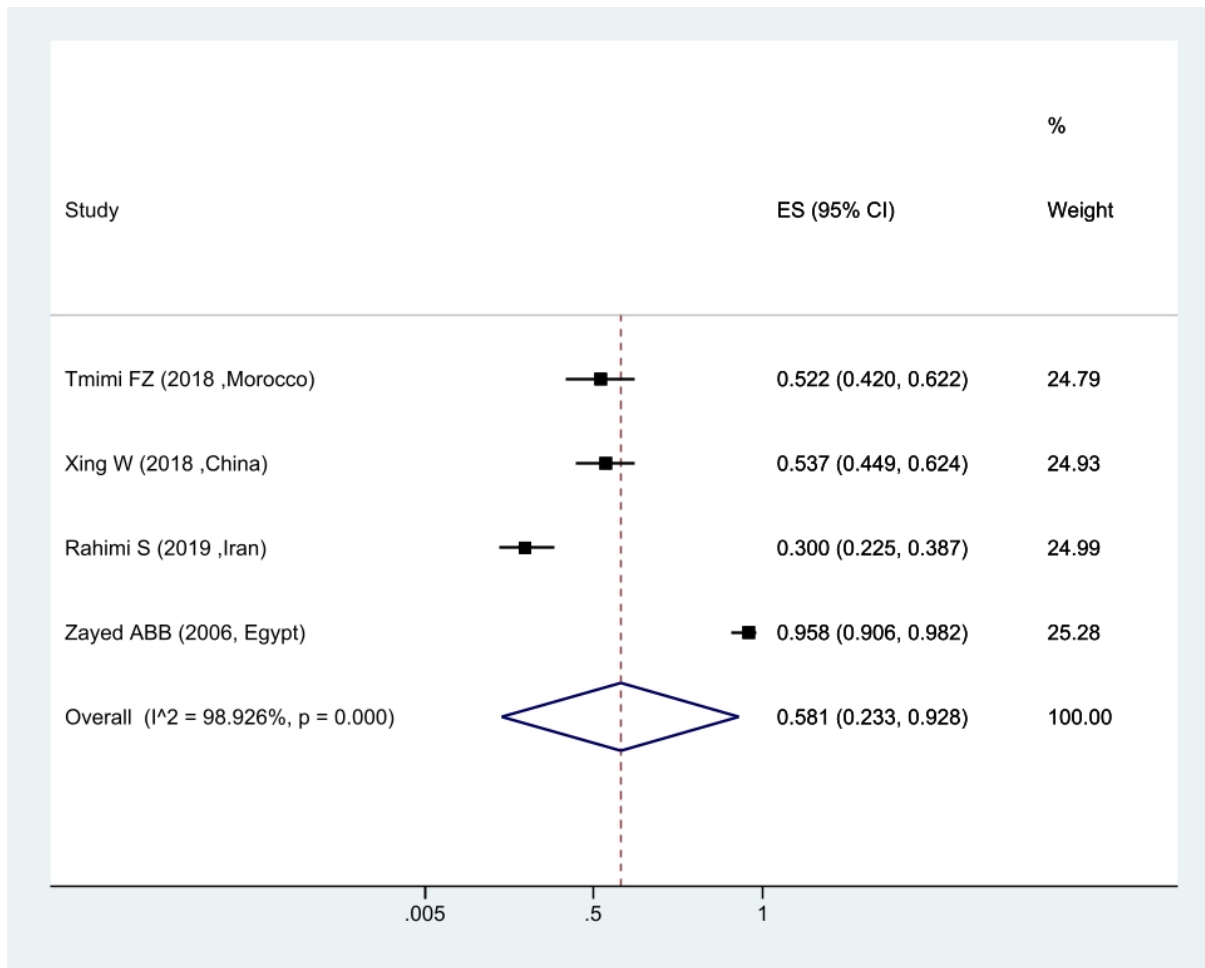
**Figure 1.** The PRISMA flow diagram

386



387

388 **Figure 2.** Forest plots of the mortality rate *Culex pipiens* exposed to Deltamethrin and 95%  
389 confidence interval based on the random effect model in meta-analysis.



390

391 **Figure 3.** Forest plots of mortality rate *Culex pipiens* exposed to Malathion and 95%  
392 confidence interval based on the random effect model in meta-analysis.

393

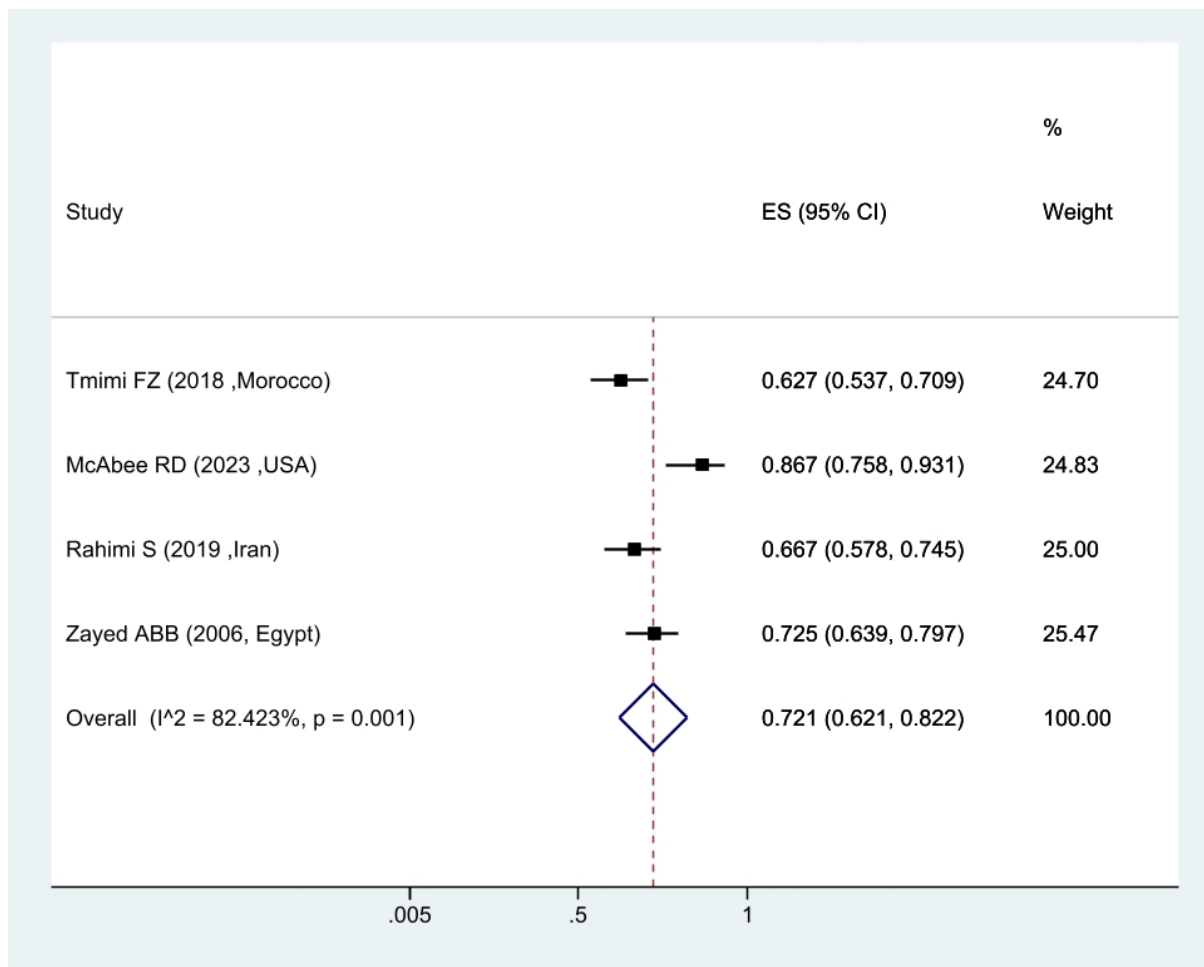
394

395

396

397

398



399

400 **Figure 4.** Forest plots of mortality rate *Culex pipiens* exposed to Permethrin and 95%  
401 confidence interval based on the random effect model in meta-analysis.

402

403

404

405

406

407

408

409

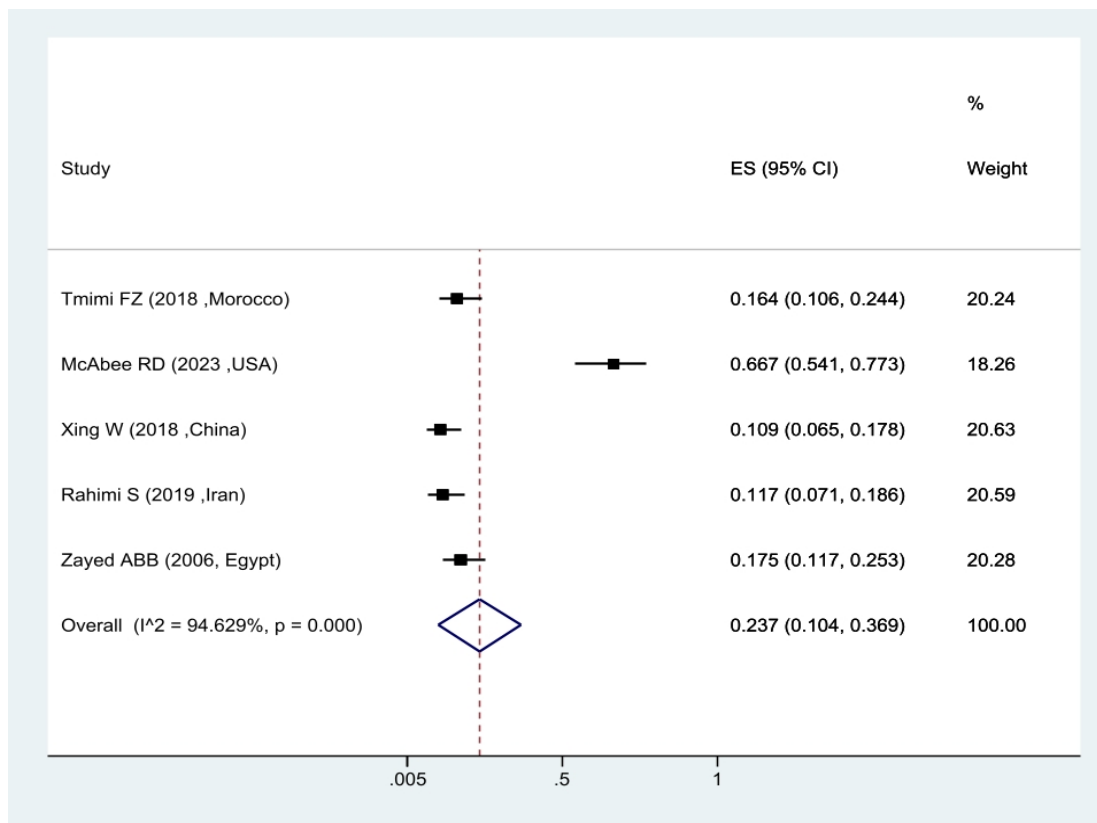
410

411



412

413



414

415 **Figure 5.** Forest plots of mortality rate *Culex pipiens* exposed to DDT and 95% confidence  
416 interval based on the random effect model in meta-analysis.

417

418

419

420

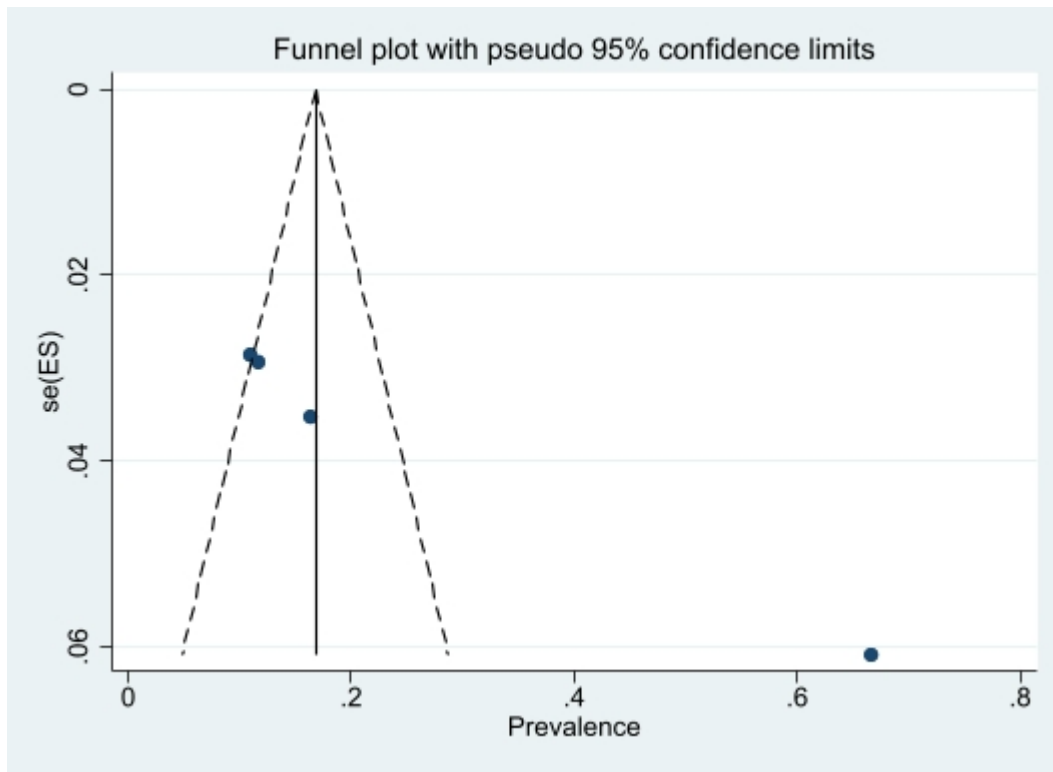
421

422

423

424

425

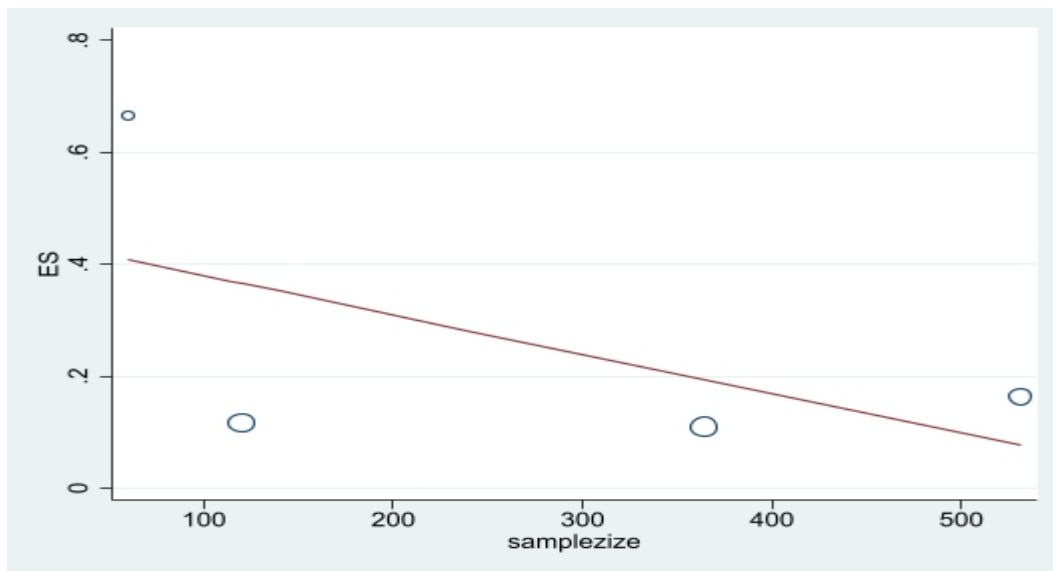


426

427 **Figure 6.** Funnel plot of the mortality rate *Culex pipiens* in the selected studies

428

429



430

431 **Figure 7.** Meta regression plot of the mortality rate *Culex pipiens* of exposed to Permethrin

432 based the study year.

433 **Table legends**

434 **Table 1- characteristic of the articles included in the meta-analysis**

Author	Year of study	Place of study	Sample size	Mortality rate (%)			
				Deltamethrin	DDT	Permethrin	Malathion
Tmimi FZ (33)	2018	Morocco	531	-	16.00	63.00	52.00
Zeidabadinezhad R (34)	2019	Iran	239	96.90	-	-	-
McAbee RD (8)	2023	USA	60	-	67.00	87.00	-
Xing W (35)	2018	China	364	68.57	11.20	-	53.78
Rahimi S (36)	2019	Iran	120	49.00	12.00	66.70	29.70
Liu H (37)	2019	China	595	39.04-98.96	-	-	-
Zayed ABB (38)	2006	Egypt	120	90.60	17.80	72.90	96.00

435

436

437

438

439