

1 **Antimicrobial resistance research in Singapore – mapping current trends and**  
2 **future perspectives**

3 Selina POON<sup>a</sup>, Dai Mei GOH<sup>a</sup>, Astrid KHOO<sup>a</sup>, Yueh Nuo LIN<sup>a</sup>, Yee Sin LEO<sup>a</sup>, Tau Hong LEE<sup>a\*</sup>

4 <sup>a</sup> National Centre for Infectious Diseases, 16 Jalan Tan Tock Seng, Singapore 308442, Singapore

5 <sup>\*</sup> Infectious Diseases Care, 3 Mount Elizabeth Link #12-18, Singapore 228510, Singapore

6

7 Corresponding author:

8 Dr Selina POON Email: [selina\\_kl\\_poon@ncid.sg](mailto:selina_kl_poon@ncid.sg)

9

10 Highlights

- 11 • A review of the trend and scope of AMR research including all sectors was conducted
- 12 • AMR research in Singapore is on the upward trend
- 13 • AMR research in the non-human sectors remained low
- 14 • Research on socio-behavioural factors and transmission of AMR to be prioritised

15

## 16 **Abstract**

17 Antimicrobial resistance (AMR) research is increasing globally, but its extent in Singapore is unclear.  
18 The aim of this study was to review the current research trends on AMR in Singapore and identify the  
19 types of research conducted. Scientific literature on AMR from Singapore published between 2009  
20 and 2019 were retrieved from databases using a search string that included search terms that would  
21 encompass the range of terminologies related to “antimicrobial resistance” and “Singapore”. A total  
22 of 741 AMR research and review articles published between 2009 and 2019 were identified, which  
23 described research led by researchers from Singapore, that involved researchers from Singapore in  
24 overseas collaborations, or involved samples or data from Singapore. Articles were assigned to the  
25 most appropriate research domain and relevant sector(s) (animal, environment, food or human).  
26 Although an upward trend in the number of AMR research articles published was observed, articles  
27 that described research on AMR knowledge, awareness, socioeconomic impacts and transmission  
28 remained scarce. Furthermore, the higher proportion of research articles from the human sector  
29 highlighted that more research from the non-human sectors was needed, which coincidentally began  
30 to gradually increase in the last five years. By reviewing the types of studies that were conducted in  
31 each domain, broad areas where research gaps exist could be identified, as well as currently  
32 unexplored topics. With increasing complexity of the AMR problem and its impacts on multiple  
33 sectors, having a comprehensive overview of the evidence gaps is paramount to the development of  
34 a relevant One Health research agenda in AMR.

35

36 Key words:

37 antimicrobial resistance; antimicrobial use; One Health; research trends; multidisciplinary; Singapore

## 38 **Introduction**

39 Antimicrobial resistance is a natural phenomenon, occurring as microorganisms evolve and compete  
40 for survival in their ecological niche [1]. However, the discovery of antimicrobials used in the  
41 treatment of infections, particularly antibiotics, has increased selection and accelerated the rate at  
42 which microorganisms acquire resistance [2]. Despite revolutionising human healthcare management  
43 worldwide, its misuse has led to the current global antimicrobial resistance (AMR) situation [3].  
44 Reviews in the last decade provided alarming projections on the estimated healthcare costs and  
45 impact on global health [4, 5].

46

47 Microorganisms acquire resistance to antimicrobials through different mechanisms, including  
48 mutations, to gain survival advantage in the presence of antimicrobials. These mechanisms are quick  
49 to appear when antimicrobials are used [6], and cause a continuous feedback loop that leads to higher  
50 usage of antimicrobials to treat infections caused by increasingly resistant microorganisms. Research  
51 and development for new antimicrobials are needed when the existing ones are no longer effective.

52

53 Research has also gradually shifted towards identifying other non-biological factors that contribute  
54 towards the development of resistance. For example, the use of antimicrobials in livestock and  
55 agriculture for disease prevention and growth promotion purposes contributes to the increasing  
56 burden of AMR. Furthermore, antimicrobials are also used in companion animals, and the interaction  
57 between humans and companion animals can facilitate the spread of AMR microorganisms [7].  
58 Therefore, multidisciplinary research that adopts a One Health approach [8] is needed to uncover the  
59 increasingly complex nature of AMR.

60

61 Scientific literature on AMR had been reviewed by others for specific microorganisms [9] or in specific  
62 sectors [10, 11] to study the global AMR research trends to guide future research directions for the  
63 global research community. For Singapore, such a review could help with understanding and

64 proposing research needed at the local level to address AMR in the country, as well as to guide funding  
65 allocation in addition to charting future research direction at the national level. Therefore, we studied  
66 the scientific literature on AMR that had been published from Singapore between 2009 and 2019, with  
67 the aim of understanding the types of research performed to address AMR in Singapore, areas where  
68 research gaps still exist, and the local AMR research community. Articles that reported antimicrobial  
69 use (AMU) were also included as AMR and AMU are closely related.

70

## 71 **Methods**

### 72 [Identification of Research Articles](#)

73 To review the scientific literature on AMR in Singapore, we used the search string in Supplementary  
74 Information SI1 to retrieve peer-reviewed articles published on AMR between 2009 and 2019 from  
75 the following major bibliographic databases, without restrictions on language or study design to  
76 maximise search results: Global Health (Ovid), Scopus, Embase (Ovid), MEDLINE (Ovid), CINAHL  
77 (EBSCO), PubMed and Web of Science. We also manually checked the reference lists of included  
78 studies for potentially relevant articles.

79

### 80 [Study Selection](#)

81 The search results from different databases were combined in a single EndNote library to remove  
82 duplicated records. A preliminary screen of all titles and abstracts was performed. Full texts of articles  
83 were then retrieved and read in full by SP and DMG, and included based on the eligibility criteria  
84 described below.

85

### 86 [Eligibility Criteria](#)

87 Articles were included only when the main scope of research or review was on addressing AMR.  
88 Additional criteria included, but were not limited to, identifying methods to reduce or prevent the  
89 occurrence, prevalence or incidence of AMR; treating infections due to AMR microorganisms or  
90 developing methods to remove or improve removal of antimicrobials; and understanding the levels of  
91 antimicrobial use/AMR and its impact. We defined articles as being from Singapore (SGR) when it was  
92 published by authors from Singapore, identified by their institutions. Articles were defined as research  
93 collaborations when authors from Singapore were part of a study led by a research team from an  
94 overseas institution (SGO). Articles that used AMR samples or data collected from Singapore were also  
95 included (SGS).

96 We excluded studies that were pre-prints or e-published outside of the stipulated time frame;  
97 editorials, conference abstracts or proceedings, opinion pieces and guidelines; research that was not  
98 conducted in Singapore or by researchers from Singapore; as well as studies that did not have AMR as  
99 its main focus.

100

#### 101 [Data Extraction, Analyses and Article Classification](#)

102 Each article was reviewed manually to extract the study aim and outcomes, publication year, journal  
103 title, lead institution(s), microorganisms studied (to the genus level), and recorded in a standard form.  
104 Institutional information was determined by first and corresponding authors' affiliations, as we  
105 hypothesised that they played a larger role in the conceptualisation of the article's research focus [9],  
106 and used to determine whether the articles published should be categorised as SGR, SGO or SGS.  
107 Articles were read in full and assigned to the appropriate sector(s) (animal, environment, food or  
108 human) and one of nine research domains. The research domains were identified via a consultation  
109 with stakeholders in the field of AMR in Singapore (Table 1). When an article spanned multiple  
110 research domains, it was assigned by consensus to the most relevant single domain.

111

## 112 **Results**

### 113 [Search results](#)

114 Of 8700 articles from our initial search, we identified 717 eligible articles (Figure 1). Another 24 articles  
115 were identified through a manual search of references. In total, 741 articles were found to be relevant.  
116 Of these, 551 were SGR articles, 62 were SGS articles, and the remaining 128 were SGO articles  
117 (Supplementary Tables ST1 and ST2).

118

### 119 [Trend of AMR research published from Singapore, 2009-2019](#)

120 The number of SGR articles increased from 17 in 2009 to 73 in 2019, representing a threefold increase  
121 (Figure 2A). Most of the articles were from the human sector (N=490, 89%), followed by the  
122 environment (N=27, 5%) and food (N=10, 2%) sectors. Most of the research that covered more than  
123 one sector were from the human-environment sectors (N=14, 3%) (Figure 2B(i)). The annual trend of  
124 articles published from each sector also showed an increase between 2009 and 2019, with research  
125 articles from the environment and food sectors showing a prominent increase from 2017 (Figure 2Bii).  
126 Research on AMR from Singapore could be distributed to nine domains (Figure 2C(i)). The annual trend  
127 of research published from most domains was relatively consistent, except for the three domains with  
128 the lowest number of articles published: *Knowledge, Attitudes, Practices, Social and Economic Impacts*  
129 and *Transmission* (Figure 2Cii). Majority of the AMR research in Singapore was conducted by the  
130 institutes of higher learning (universities and polytechnics, N=245) and public healthcare institutions  
131 (N=260) (Supplementary Table ST3).

132

133 Most of the articles identified studied AMR in bacteria, both in terms of phenotypic and genotypic  
134 characterisation; AMR in gram-negative bacteria was studied more than in gram-positive bacteria  
135 (total 608 versus 307). In comparison, AMR in fungi, parasites or viruses was not studied as much but  
136 the frequency remained relatively consistent between 2009 and 2019 (Figure 2D). There was also  
137 active research conducted to identify or develop novel agents against AMR bacteria listed on the

138 World Health Organization's (WHO) priority pathogens list for therapeutics development [15] (Table  
139 2).

140

141 The types of studies in each domain were diverse, highlighting that understanding AMR required a  
142 multidisciplinary approach. Through reviewing the outcomes of AMR research from each domain that  
143 were already conducted, existing gaps were identified that could be potential areas for future research  
144 (Table 3 and Supplementary Information SI2).

145

146 [Overseas research collaborations on AMR to further our understanding, 2009-2019](#)

147 In parallel with the increasing number of AMR research and review articles from Singapore, there was  
148 an increasing trend in the number of overseas research collaborations in AMR. No specific trend was  
149 observed until 2014, when it began to show an increase (Figure 3, "*International collaborations*").

150 Most of the articles published were from the human sector (N=109, 85%), followed by environment  
151 (N=10, 7.8%) and food (N=2, 1.6%). There were six research articles that spanned multiple sectors  
152 (4.7%).

153 The countries where the researchers had most collaborations with were Australia (N=24), followed by  
154 the United States (N=21) and the United Kingdom (N=14) (Figure 4A), with most research conducted  
155 on *Therapeutics* and *Diagnostics* (Supplementary Table 2). Within Asia, researchers from Singapore  
156 collaborated most with those from China (N=12), with the majority of the research conducted on  
157 *Surveillance*. Overall, the distribution of collaborative AMR research domains was similar to that of  
158 AMR research from Singapore, i.e. *Therapeutics* had the highest number of research articles, while  
159 *Knowledge, Attitudes, Practices* and *Social and Economic Impact* had the lowest number of research  
160 articles published (Figure 4B).

161



162 AMR research that included samples from Singapore, 2009-2019  
163 As part of ongoing multinational efforts to address AMR, researchers in Singapore participated in  
164 regional and global studies by contributing samples or data, or was a study site (Figure 3, “*Sample*  
165 *contribution*”). Of the 62 studies, 57 (92%) were from the human sector and four (7%) from the  
166 environment sector. One study was conducted across the human and animal sectors. These studies  
167 were assigned to the following research domains: *Surveillance* (N=39, 63%), *Public*  
168 *Health/Epidemiology* (N=16, 26%), *Therapeutics* (N=2, 3%), *Diagnostics* (N=2, 3%), *Transmission* (N=2,  
169 3%) and *Microbiology* (N=1, 2%) (Supplementary Table 2). A description of the types of studies are  
170 listed in the Supplementary Table ST4.

## 171 **Discussion**

172 The main objective of this article was to understand the AMR research conducted in Singapore in order  
173 to identify research gaps to guide future research. In addition, we also identified AMR research  
174 conducted internationally where Singapore collaborated in or contributed samples. Our data echoed  
175 other reviews of AMR research conducted in the wildlife [10], the food-producing animals [11], or the  
176 global AMR research [9], where an increasing trend was observed over time despite selecting different  
177 time periods for the review. For Singapore in particular, the launch of the National Strategic Action  
178 Plan (NSAP) on AMR in 2017 [16] coincided with a larger annual increase in the number of AMR  
179 research articles published. Furthermore, the quick succession of articles published on AMR research  
180 trends also indicated an interest to identify where research gaps exist to fill the gaps in our  
181 understanding.

182

183 However, unlike both reviews by Torres et al. [10, 11], our review did not limit the studies to a specific  
184 sector, or retrieve articles from a single database, as Luz et al. did [9]. The lack of such restrictions was  
185 to reduce as much bias as possible during the article retrieval stage, so that articles from all sectors or  
186 research fields could be retrieved as long as AMR was the main focus. By removing this bias, we could  
187 identify articles from all sectors, which highlighted the higher volume of articles from the human  
188 sector, in comparison to the non-human sectors. A quick comparison of research from single sectors  
189 alone showed that the combined number of articles from the animal, environment and food sectors  
190 was only 7.8% of the number of articles from the human sector. However, despite the small number,  
191 a gradual increase was observed after the launch of Singapore's NSAP in 2017. Taking reference from  
192 the global observation and trend in AMR research from the wildlife and food-producing animals [10,  
193 11], AMR research from the animal and food sectors in Singapore would likely continue in a similar  
194 trend. Furthermore, the increasing emphasis on understanding cross-sector influences and impacts of  
195 AMR [17], and the increasing evidence that antimicrobial misuse in food-producing animals harbours  
196 potential impact on human health [18] would also spur continued research from these sectors.

197

198 The three domains with the lowest number of research articles were *Knowledge, Attitudes, Practices,*  
199 *Social and Economic Impact, and Transmission.* Improving awareness and knowledge about AMR was  
200 a recurring theme regardless of geography or sector. In Japan, AMR awareness had not significantly  
201 changed despite WHO World Antimicrobial Awareness Week campaigns since 2015 [19]. Surveys  
202 conducted in Japan also showed continued misconceptions about antibiotics use [20], which was again  
203 echoed by a Chinese survey showing insufficient knowledge and neutral attitudes on AMR among  
204 consumers in the food sector [21]. Although culturally dissimilar, the similarities with a recent study  
205 on AMR knowledge and awareness among Singaporeans [22] demonstrated the need to improve AMR  
206 education. In addition to studies in Japan, China and Singapore, results regarding AMR knowledge in  
207 Ethiopia, Italy and Greece also showed that education with more appropriate content remained a  
208 requirement, and that this was not restricted to a single population or country [12, 23, 24]. Reviews  
209 on the contribution of AMR and the consequences for the population, such as that published by  
210 Verraes et al., provide updated information to the scientific community working on AMR in the food  
211 sector [25]. However, the information may not be easily understood by the public. Findings from a  
212 WHO survey on antibiotic awareness campaigns held globally recommended dedicating sufficient  
213 resources to campaign development and implementation, especially with updating obsolete  
214 information and using more effective communication strategies [26]. Campaign evaluations were also  
215 needed to measure their effectiveness and impact, since less than half of known campaigns were  
216 evaluated and the results of such evaluations were usually not publicly available [26].

217

218 Our review also highlighted that research that delved deeper into the contribution of each sector  
219 towards the development of AMR was needed. The environment, for example, is a known reservoir  
220 of *de novo* resistance development, but awareness and understanding of its potential impact are  
221 lacking [27-29]. The presence of AMR genes and bacteria in the environment continued to be an area  
222 of concern, with several meetings held in the last five years to formulate and update the research

223 agenda on water, sanitation and AMR [30, 31]. Treatment systems in Singapore are effective in  
224 removing most AMR genes and bacteria, but research in this area is still ongoing to further improve  
225 the current treatment efficiencies [32-35]. Recommendations on priority research topics from global  
226 expert consultations such as these could also be adapted for Singapore's context.

227

228 Singapore is exposed to AMR from multiple sources, such as from imported food or international  
229 travellers, and research on potential transmission pathways of AMR is important. Therefore,  
230 continued national, regional and global surveillance and epidemiological studies not only provide  
231 information on the prevalence and incidence of AMR in and around Singapore, but also update risk  
232 assessments and mitigation actions to minimise impacts where necessary [36-38]. Combining AMR  
233 risk assessments with potential social and economic impact assessment may provide a holistic  
234 approach towards overall impact assessment [39] and encourage the adoption of actions to minimise  
235 the impacts due to AMR. Research on the economic impact and burden due to AMR could be  
236 strengthened to facilitate such assessments for Singapore.

237

238 Lastly, the role of the animal, environment and food sectors in the transmission of AMR and their  
239 intersecting impact on all the One Health sectors should also be investigated [17]. Most of the current  
240 research conducted in Singapore addressed AMR from a human perspective, or from a single sector.  
241 AMR genes from the environment had been shown to impact human health, including extended-  
242 spectrum beta-lactamase and New Delhi metallo-beta-lactamase-1 genes [40, 41]. These two genes  
243 revealed a feedback loop between infection, antibiotic use and the development of antibiotic  
244 resistance [42]. Identifying and understanding the transmission of such genes from the environment,  
245 food and animal sectors would be necessary to plan risk assessments and mitigation measures. Being  
246 an island state where all sectors are in close proximity or sharing the same space, this information is  
247 important to minimise cross-sector transmission that would be detrimental to Singapore's health  
248 security and economy.

249

250 Besides the three domains identified where research needs to be strengthened, other areas such as  
251 diagnostics for cross-sector application and an integrated surveillance system to facilitate correlation  
252 of data should also not be overlooked. With WHO working towards a global research agenda on AMR  
253 [43], Singapore could also identify relevant research questions needed to drive a national AMR  
254 research agenda that supports local needs using a similar approach .

255

### 256 [Strengths and Limitations](#)

257 Like the three reviews of global research trends [9-11], this was the first review of Singapore's research  
258 landscape on AMR. We did not limit the types of research in our search of articles from the databases,  
259 which allowed us to identify studies that could be assigned to the research domains identified from  
260 stakeholder consultation. The studies were also not limited in terms of research technique employed,  
261 and covered basic biological studies, sociology, public health, computational modelling and clinical  
262 trials. We also did not impose restrictions on language, although our initial search identified only  
263 articles published in English. However, this landscape review could have been limited by the lack of a  
264 key word analysis to further corroborate the domains identified. There was also a risk of excluding  
265 relevant research not indexed in scientific databases we searched, but this was mitigated by a manual  
266 check of the references of included articles. While posters presented at scientific meetings were  
267 excluded, this was unlikely to significantly impact the landscape review reported here as they  
268 represented ongoing research work that were subsequently published, and would likely still be  
269 included in our review. Due to the lack of agreed definitions for the sectors globally, articles were also  
270 categorised using self-defined sectors. Nevertheless, the review of Singapore's AMR research  
271 landscape will be a continuous effort to identify the evolution in response to the global call and needs  
272 in AMR.

273

274

## 275 **Conclusion**

276 This review provides the first overview of the AMR research in Singapore. Besides an increasing  
277 research output and diversifying topics in AMR research, it uncovered research gaps where resources  
278 could be dedicated to increase the amount of research and corresponding output needed to drive the  
279 AMR agenda highlighted by the Global Action Plan on AMR. In line with the One Health approach to  
280 AMR, more research on AMR in and between all sectors is encouraged to identify transmission  
281 between the One Health sectors. Collaborations with industry partners would also be needed to  
282 translate findings into practice. The population's knowledge and response towards AMR should be  
283 improved, and research on effective education methods is needed. Furthermore, developing a better  
284 understanding of the direct and indirect costs of AMR would support the channelling of resources and  
285 optimisation of interventions. Innovative cross-disciplinary research should be encouraged and  
286 fostered, using a design theory approach that would break the current mould that researchers often  
287 limit themselves to [44].

288 **Author statement**

289 SP and DMG were involved in all stages of the study; AK, THL, YNL and YSL reviewed and edited  
290 reviewed and edited the manuscript.

291 Parts of the review were presented at the 1<sup>st</sup> International Symposium for Infectious Diseases  
292 Research Institutes Cooperation (22-23 Feb 2023).

293

294 **Acknowledgements**

295 The research did not receive any specific grant from funding agencies in the public, commercial or not-  
296 for-profit sectors.

297 The authors would like to thank Ms Yasmin Lynda Munro from the Nanyang Technological University,  
298 Lee Kong Chian School of Medicine Library, for providing advice and assistance on our search of articles  
299 from the databases; Ms Hui Min NG, Ms Xiao Wei LIM and past interns and staff at National Centre of  
300 Infectious Diseases for their assistance with checking references, identifying and reading the research  
301 articles, and extraction of data.

302 Although the authors identified research articles published by clinicians, pharmacists and  
303 microbiologists from either Tan Tock Seng Hospital or National Centre for Infectious Diseases for this  
304 review, all articles were given equal treatment during the review process conducted for this  
305 publication.

## 306 References

- 307 [1] D'Costa VM, King CE, Kalan L, Morar M, Sung WWL, Schwarz C, Froese D, Zazula G, Calmels F,  
308 Debruyne R, Golding GB, Poinar HN, Wright GD. Antibiotic resistance is ancient. *Nature* 2011;  
309 477:457-61.
- 310 [2] Hutchings MI, Truman AW, Wilkinson B. Antibiotics: past, present and future. *Curr Opin*  
311 *Microbiol* 2019; 51:72-80.
- 312 [3] Antimicrobial Resistance C. Global burden of bacterial antimicrobial resistance in 2019: a  
313 systematic analysis. *Lancet* 2022; 399:629-55.
- 314 [4] O'Neill J. Tackling Drug-Resistant Infections Globally: Final Report and Recommendations.  
315 Review on Antimicrobial Resistance. London, UK, 2016.
- 316 [5] Limmathurotsakul D, Dunachie S, Fukuda K, Feasey NA, Okeke IN, Holmes AH, Moore CE,  
317 Dolecek C, van Doorn HR, Shetty N, Lopez AD, Peacock SJ, Surveillance, Epidemiology of Drug  
318 Resistant Infections C. Improving the estimation of the global burden of antimicrobial resistant  
319 infections. *Lancet Infect Dis* 2019; 19:e392-e8.
- 320 [6] Mohr KI. History of Antibiotics Research. *Curr Top Microbiol Immunol* 2016; 398:237-72.
- 321 [7] Hartantyo SHP, Chau ML, Fillon L, Mohamad Ariff AZB, Kang JSL, Aung KT, Gutiérrez RA. Sick  
322 pets as potential reservoirs of antibiotic-resistant bacteria in Singapore. *Antimicrob Resist Infect*  
323 *Control* 2018; 7:106.
- 324 [8] One Health High-Level Expert P, Adisasmito WB, Almuhairei S, Behravesh CB, Bilivogui P,  
325 Bukachi SA, Casas N, Cediel Becerra N, Charron DF, Chaudhary A, Ciacci Zanella JR, Cunningham AA,  
326 Dar O, Debnath N, Dungu B, Farag E, Gao GF, Hayman DTS, Khaitsa M, Koopmans MPG, Machalaba  
327 C, Mackenzie JS, Markotter W, Mettenleiter TC, Morand S, Smolenskiy V, Zhou L. One Health: A new  
328 definition for a sustainable and healthy future. *PLoS Pathog* 2022; 18:e1010537.
- 329 [9] Luz CF, van Niekerk JM, Keizer J, Beerlage-de Jong N, Braakman-Jansen LMA, Stein A, Sinha  
330 B, van Gemert-Pijnen J, Glasner C. Mapping twenty years of antimicrobial resistance research trends.  
331 *Artif Intell Med* 2022; 123:102216.
- 332 [10] Torres RT, Carvalho J, Cunha MV, Serrano E, Palmeira JD, Fonseca C. Temporal and  
333 geographical research trends of antimicrobial resistance in wildlife - A bibliometric analysis. *One*  
334 *Health* 2020; 11:100198.
- 335 [11] Torres RT, Carvalho J, Fernandes J, Palmeira JD, Cunha MV, Fonseca C. Mapping the scientific  
336 knowledge of antimicrobial resistance in food-producing animals. *One Health* 2021; 13:100324.
- 337 [12] Dejene H, Birhanu R, Tarekegn ZS. Knowledge, attitude and practices of residents toward  
338 antimicrobial usage and resistance in Gondar, Northwest Ethiopia. *One Health Outlook* 2022; 4:10.
- 339 [13] ul Haq N, Hassali MA, Shafie AA, Saleem F, Farooqui M, Aljadhey H. A cross sectional  
340 assessment of knowledge, attitude and practice towards Hepatitis B among healthy population of  
341 Quetta, Pakistan. *BMC Public Health* 2012; 12:692.
- 342 [14] Burnham CD, Leeds J, Nordmann P, O'Grady J, Patel J. Diagnosing antimicrobial resistance.  
343 *Nat Rev Microbiol* 2017; 15:697-703.
- 344 [15] World Health Organization. WHO publishes list of bacteria for which new antibiotics are  
345 urgently needed. Geneva, Switzerland, 2017.
- 346 [16] National Strategic Action Plan On Antimicrobial Resistance. Singapore, 2017:24.
- 347 [17] Aslam B, Khurshid M, Arshad MI, Muzammil S, Rasool M, Yasmeen N, Shah T, Chaudhry TH,  
348 Rasool MH, Shahid A, Xueshan X, Baloch Z. Antibiotic Resistance: One Health One World Outlook.  
349 *Front Cell Infect Microbiol* 2021; 11:771510.
- 350 [18] Tang KL, Caffrey NP, Nóbrega DB, Cork SC, Ronksley PE, Barkema HW, Polachek AJ, Ganshorn  
351 H, Sharma N, Kellner JD, Ghali WA. Restricting the use of antibiotics in food-producing animals and  
352 its associations with antibiotic resistance in food-producing animals and human beings: a systematic  
353 review and meta-analysis. *The Lancet Planetary Health* 2017; 1:e316-e27.

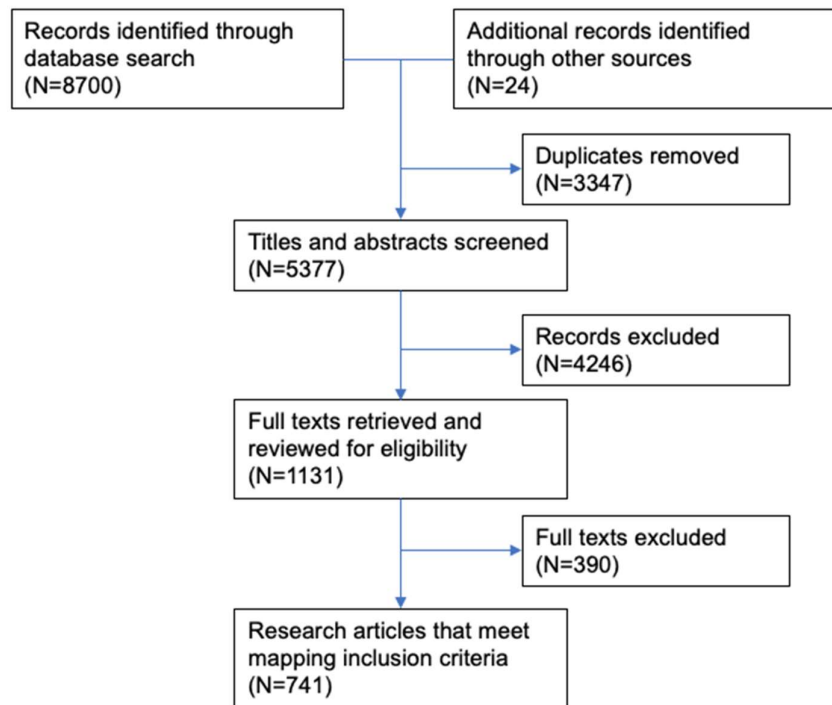


- 354 [19] Keitoku K, Nishimura Y, Hagiya H, Koyama T, Otsuka F. Impact of the World Antimicrobial  
355 Awareness Week on public interest between 2015 and 2020: A Google Trends analysis. *Int J Infect*  
356 *Dis* 2021; 111:12-20.
- 357 [20] Kamata K, Tokuda Y, Gu Y, Ohmagari N, Yanagihara K. Public knowledge and perception  
358 about antimicrobials and antimicrobial resistance in Japan: A national questionnaire survey in 2017.  
359 *PLOS ONE* 2018; 13:e0207017.
- 360 [21] Ding Q, Gao J, Ding X, Huang D, Zhao Y, Yang M. Consumers' knowledge, attitude, and  
361 behavior towards antimicrobial resistance and antimicrobial use in food production in China.  
362 *Frontiers in Public Health* 2022; 10.
- 363 [22] Guo H, Hildon ZJ, Lye DC, Straughan PT, Chow A. The Associations between Poor Antibiotic  
364 and Antimicrobial Resistance Knowledge and Inappropriate Antibiotic Use in the General Population  
365 Are Modified by Age. *Antibiotics*, 2022.
- 366 [23] Barchitta M, Sabbatucci M, Furiozzi F, Iannazzo S, Maugeri A, Maraglino F, Prato R, Agodi A,  
367 Pantosti A. Knowledge, attitudes and behaviors on antibiotic use and resistance among healthcare  
368 workers in Italy, 2019: investigation by a clustering method. *Antimicrob Resist Infect Control* 2021;  
369 10:134.
- 370 [24] Papadimou D, Malmqvist E, Ancillotti M. Socio-cultural determinants of antibiotic resistance:  
371 a qualitative study of Greeks' attitudes, perceptions and values. *BMC Public Health* 2022; 22:1439.
- 372 [25] Verraes C, Van Boxtael S, Van Meervenne E, Van Coillie E, Butaye P, Catry B, de Schaezen  
373 MA, Van Huffel X, Imberechts H, Dierick K, Daube G, Saegerman C, De Block J, Dewulf J, Herman L.  
374 Antimicrobial resistance in the food chain: a review. *Int J Environ Res Public Health* 2013; 10:2643-  
375 69.
- 376 [26] Huttner B, Saam M, Moja L, Mah K, Sprenger M, Harbarth S, Magrini N. How to improve  
377 antibiotic awareness campaigns: findings of a WHO global survey. *BMJ Global Health* 2019;  
378 4:e001239.
- 379 [27] Wellcome. The Global Response to AMR: Momentum, success, and critical gaps. 2020.
- 380 [28] Kraemer SA, Ramachandran A, Perron GG. Antibiotic Pollution in the Environment: From  
381 Microbial Ecology to Public Policy. *Microorganisms* 2019; 7.
- 382 [29] Larsson DGJ, Flach CF. Antibiotic resistance in the environment. *Nat Rev Microbiol* 2022;  
383 20:257-69.
- 384 [30] Wuijts S, van den Berg HH, Miller J, Abebe L, Sobsey M, Andremont A, Medicott KO, van  
385 Passel MW, de Roda Husman AM. Towards a research agenda for water, sanitation and antimicrobial  
386 resistance. *J Water Health* 2017; 15:175-84.
- 387 [31] Sano D, Louise Wester A, Schmitt H, Amarasiri M, Kirby A, Medicott K, Roda Husman AM.  
388 Updated research agenda for water, sanitation and antimicrobial resistance. *J Water Health* 2020;  
389 18:858-66.
- 390 [32] Ng C, Tan B, Jiang X-T, Gu X, Chen H-J, Schmitz BW, Haller L, Charles FR, Zhang T, Gin KY-H.  
391 Metagenomic and Resistome Analysis of a Full-Scale Municipal Wastewater Treatment Plant in  
392 Singapore Containing Membrane Bioreactors. *Front Microbiol* 2019; 10:172.
- 393 [33] Zhang L, Loh K-C, Zhang J. Jointly reducing antibiotic resistance genes and improving  
394 methane yield in anaerobic digestion of chicken manure by feedstock microwave pretreatment and  
395 activated carbon supplementation. *Chemical Engineering Journal* 2019; 372:815-24.
- 396 [34] Tran NH, Chen H, Reinhard M, Mao F, Gin KY-H. Occurrence and removal of multiple classes  
397 of antibiotics and antimicrobial agents in biological wastewater treatment processes. *Water Res*  
398 2016; 104:461-72.
- 399 [35] Le T-H, Ng C, Tran NH, Chen H, Gin KY-H. Removal of antibiotic residues, antibiotic resistant  
400 bacteria and antibiotic resistance genes in municipal wastewater by membrane bioreactor systems.  
401 *Water Res* 2018; 145:498-508.
- 402 [36] Lim PL, Mok YJ, Lye DCB, Leo YS. Imported chloroquine-resistant *Plasmodium vivax* in  
403 Singapore: case report and literature review. *J Travel Med* 2010; 17:69-71.

- 404 [37] Zhou YP, Wilder-Smith A, Hsu L-Y. The role of international travel in the spread of methicillin-  
405 resistant *Staphylococcus aureus*. *J Travel Med* 2014; 21:272-81.
- 406 [38] Zhang EX, Chavatte J-M, See CXY, Tow C, Wong JY, Khan K, Oh OSH, Ngeet SMC, Khong WX,  
407 Said Z, James L, Cutter J, Ho M, Tey JSH. Assessment of the risk posed to Singapore by the  
408 emergence of artemisinin-resistant malaria in the Greater Mekong Subregion. *Western Pac Surveill*  
409 *Response J* 2019; 10:6-13.
- 410 [39] Mahmoudi H, Renn O, Vanclay F, Hoffmann V, Karami E. A framework for combining social  
411 impact assessment and risk assessment. *Environmental Impact Assessment Review* 2013; 43:1-8.
- 412 [40] Humeniuk C, Arlet G, Gautier V, Grimont P, Labia R, Philippon A. Beta-lactamases of *Kluyvera*  
413 *ascorbata*, probable progenitors of some plasmid-encoded CTX-M types. *Antimicrob Agents*  
414 *Chemother* 2002; 46:3045-9.
- 415 [41] Kumarasamy KK, Toleman MA, Walsh TR, Bagaria J, Butt F, Balakrishnan R, Chaudhary U,  
416 Doumith M, Giske CG, Irfan S, Krishnan P, Kumar AV, Maharjan S, Mushtaq S, Noorie T, Paterson DL,  
417 Pearson A, Perry C, Pike R, Rao B, Ray U, Sarma JB, Sharma M, Sheridan E, Thirunarayan MA, Turton  
418 J, Upadhyay S, Warner M, Welfare W, Livermore DM, Woodford N. Emergence of a new antibiotic  
419 resistance mechanism in India, Pakistan, and the UK: a molecular, biological, and epidemiological  
420 study. *Lancet Infect Dis* 2010; 10:597-602.
- 421 [42] Rossolini GM, D'Andrea MM, Mugnaioli C. The spread of CTX-M-type extended-spectrum  
422 beta-lactamases. *Clin Microbiol Infect* 2008; 14 Suppl 1:33-41.
- 423 [43] World Health Organization. Invitation to participate in a survey on research questions for the  
424 development of a One Health Priority Research Agenda on Antimicrobial Resistance. 2021.
- 425 [44] Vourc'h G, Brun J, Ducrot C, Cosson J-F, Le Masson P, Weil B. Using design theory to foster  
426 innovative cross-disciplinary research: Lessons learned from a research network focused on  
427 antimicrobial use and animal microbes' resistance to antimicrobials. *Veterinary and Animal Science*  
428 2018; 6:12-20.

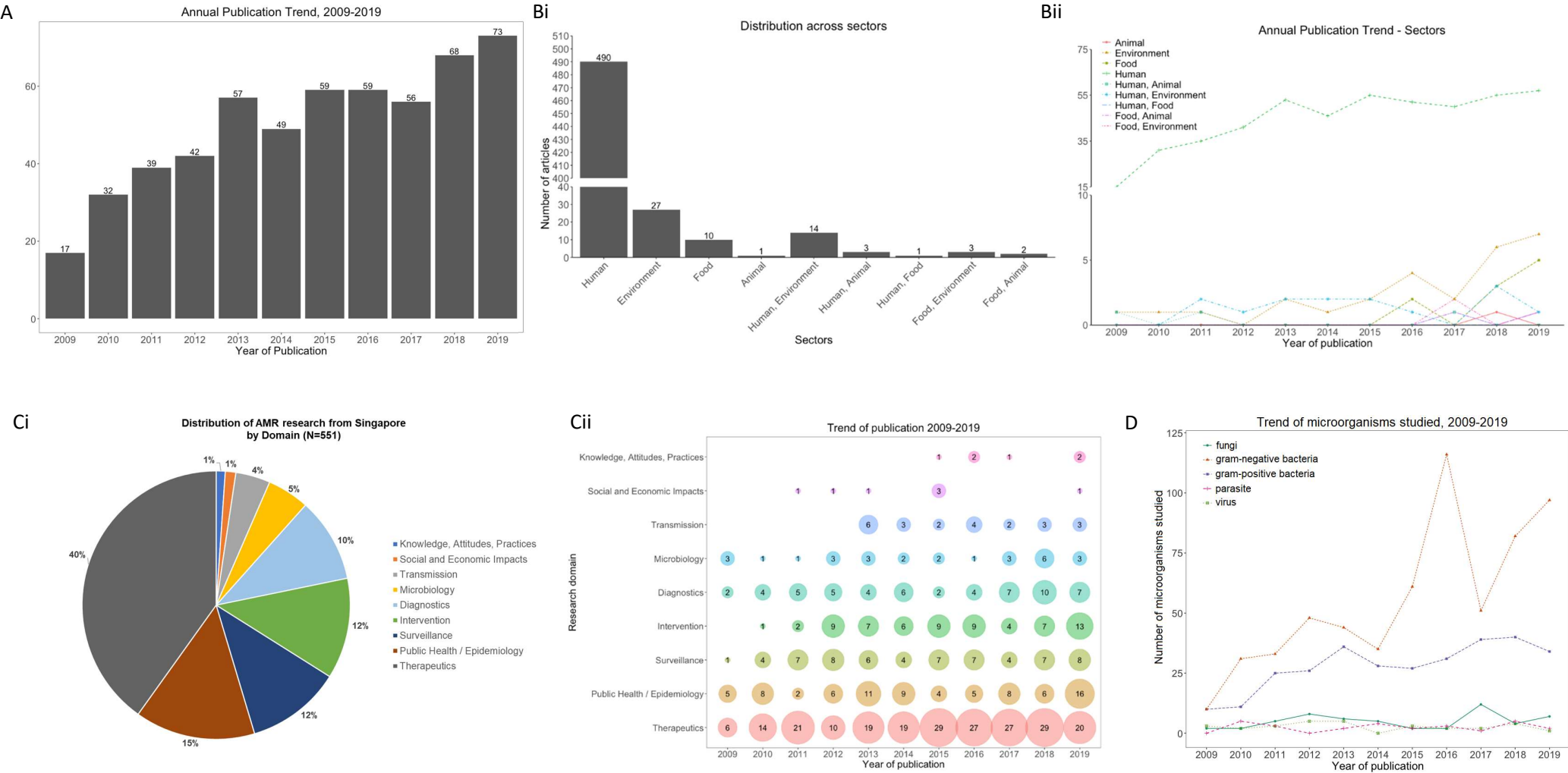
429 **Figure 1. Flow diagram of article identification process.**

430

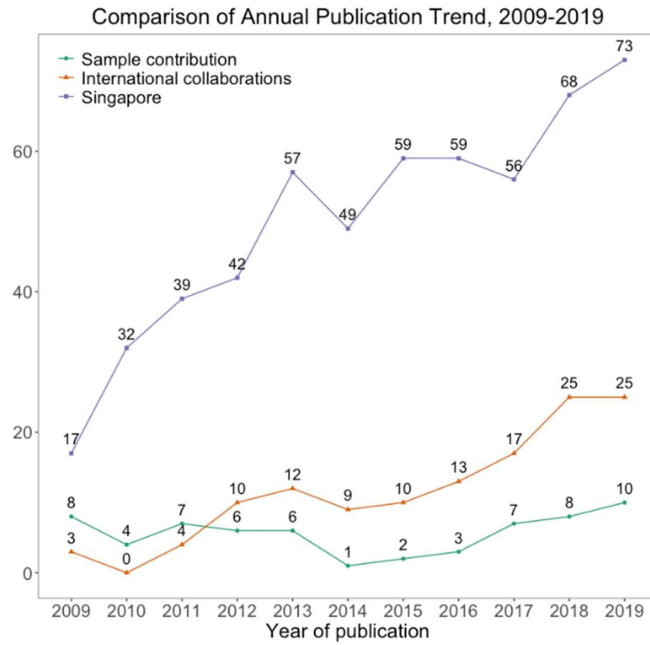


431

432 **Figure 2. AMR research articles from Singapore published 2009-2019.** (A) Number of articles published per year, from 2009 to 2019. (B) Number of research  
 433 articles published in the One Health sectors (i) in total, and (ii) annually. (C) Distribution of research articles from Singapore across domains (i) in total, and (ii)  
 434 annually. (D) AMR microorganisms studied across the years.  
 435



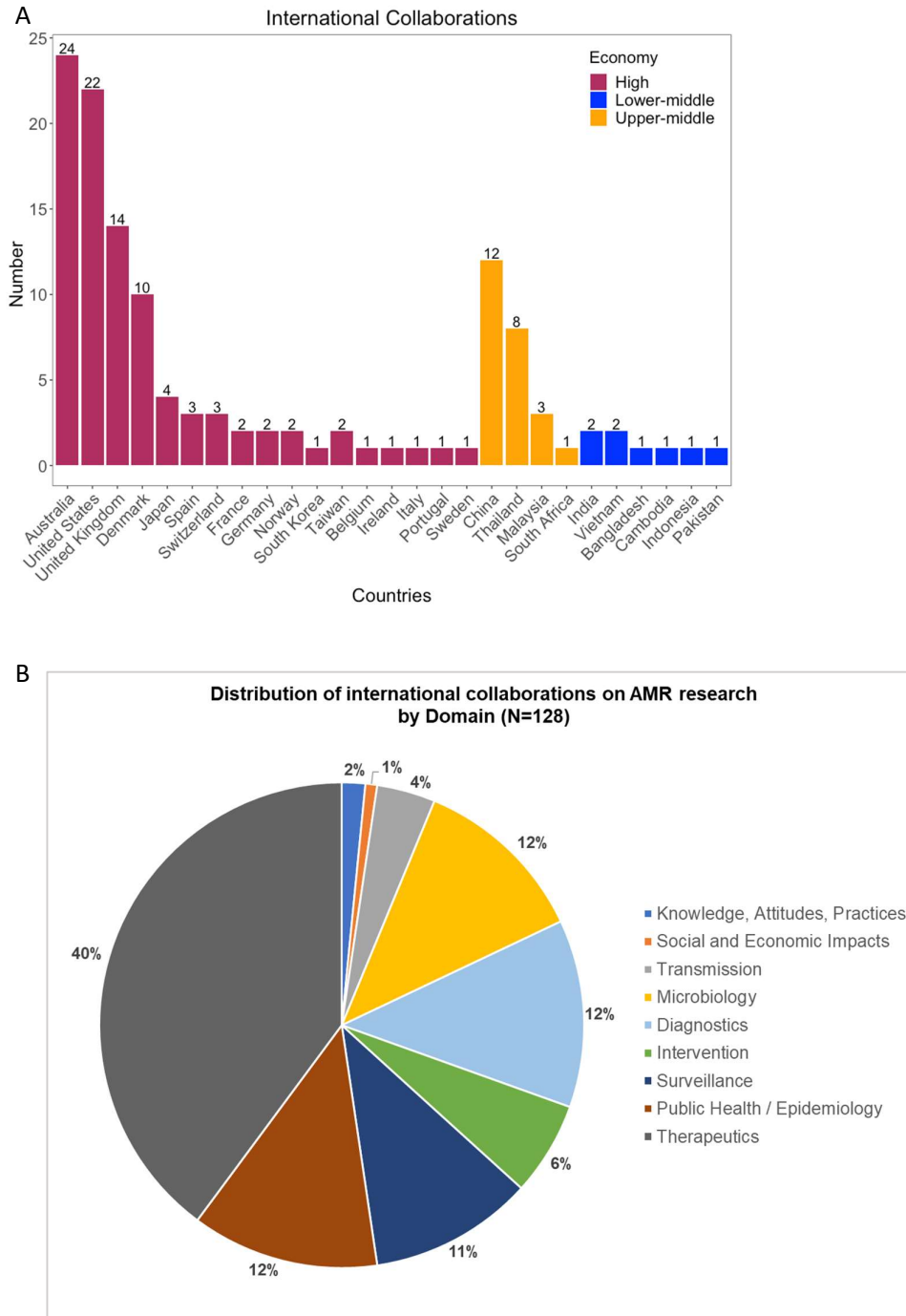
436 **Figure 3. Comparison of AMR research trends from 2009 to 2019, for Singapore publications,**  
437 **international collaborations and research to which Singapore contributed samples.**  
438



439  
440

It is made available under a [CC-BY-NC-ND 4.0 International license](https://creativecommons.org/licenses/by-nc-nd/4.0/).

441 **Figure 4. AMR international research collaborations, 2009-2019.** (A) Number of AMR research  
 442 articles, stratified by high, upper-middle and lower-middle income countries. Countries of origin are  
 443 based on the institutional address of the lead or corresponding author. (B) Research trend by domain.  
 444



445 **Table 1.** Research domains and definitions.

| <b>Domain</b>                            | <b>Definition</b>   |
|--|---|
| Knowledge, Attitudes, Practices [12, 13] | Studies that investigated and/or discussed the level of understanding of AMR and antimicrobial use (AMU) by different populations, the individual perception and reaction towards AMR and AMU, and the actions they take as a result.   |
| Social and Economic Impacts              | Studies that analysed the impact of AMR on the community, healthcare costs, and the cost effectiveness of interventions against AMR.  |
| Transmission                             | Studies that investigated the spread of AMR microorganisms or genes.  |
| Microbiology                             | Laboratory-based studies that investigated a specific aspect of the resistant microorganism that contributed to its resistance profile, thereby increasing existing insights and knowledge.   |
| Diagnostics [14]                         | Studies that developed, investigated, or validated methods for identifying the presence of AMR or antimicrobials, or monitored the effect of interactions of antimicrobials with resistant microorganisms.  |
| Intervention                             | Studies that developed tools or methods to curb the spread or transmission of AMR microorganisms/genes, or investigated the efficacy of new tools or methods to curb the spread of transmission of AMR microorganisms/genes.  |
| Public Health and Epidemiology           | Systematic or data-driven study of the distribution (frequency, pattern) and determinants (causes, risk factors) of AMR in specified populations; Studies that investigated the impact of AMR on the health of a population as a whole.   |
| Surveillance                             | Studies that reported the following: <ul style="list-style-type: none"> <li>- Prevalence of AMR (microorganisms or genes);</li> <li>- The presence of antimicrobials detected and its quantity; or</li> <li>- Rates of antimicrobial consumption.</li> </ul>  |
| Therapeutics                             | Studies that developed and investigated new therapy(ies) for treating AMR. This may include: <ul style="list-style-type: none"> <li>- Drug repurposing;</li> <li>- Screening libraries for lead compounds;</li> <li>- Synthesis of compound series with antimicrobial activity against resistant microorganisms;</li> <li>- Investigating the mechanisms of action of the therapeutic / mechanisms of resistance mounted by the microorganism;</li> <li>- Comparison of treatments in patients with conditions or infections caused by AMR microorganisms; or</li> <li>- Clinical trials</li> </ul> |

446

447 **Table 2.** Number of research articles from the *Therapeutics* domain that focused on developing novel  
448 treatments for AMR pathogens on WHO's priority pathogens list.

| <b>AMR Pathogen</b>                                  | <b>Number of articles</b> |
|--|---------------------------|
| Priority 1: Critical                                 |                           |
| <i>Acinetobacter baumannii</i>                       | 11                        |
| <i>Pseudomonas aeruginosa</i>                        | 43                        |
| Enterobacteriaceae (Enterobacterales)                | 40                        |
| Priority 2: High                                     |                           |
| <i>Enterococcus faecium</i>                          | 9                         |
| <i>Staphylococcus aureus</i> , methicillin-resistant | 59                        |
| <i>Helicobacter pylori</i>                           | 2                         |
| <i>Campylobacter</i> spp.                            | 0                         |
| Salmonellae  | 2                         |
| <i>Neisseria gonorrhoeae</i>                         | 0                         |
| Priority 3: Medium                                   |                           |
| <i>Streptococcus pneumoniae</i>                      | 1                         |
| <i>Haemophilus influenzae</i>                        | 0                         |
| <i>Shigella</i> spp.                                 | 0                         |

449



**Table 3.** Summary of AMR research from Singapore in each research domain.

| Domain (N)                          | Sector(s)* (N)    | Description of research   | Summary of outcomes   | Gaps  |
|-------------------------------------|-------------------|---|---|---|
| Knowledge, Attitudes, Practices (6) | H (6)             | <p><u>Healthcare professionals</u></p> <ul style="list-style-type: none"> <li>Understand the medical and psychosocial determinants of antibiotic prescribing by physicians, and the factors influencing physicians' acceptance of recommendations provided by a computer decision support system for antibiotics prescribing.</li> </ul> <p><u>Non-healthcare professionals</u></p> <ul style="list-style-type: none"> <li>Investigate knowledge of appropriate antimicrobial use.</li> </ul>   | <p><u>Healthcare professionals</u></p> <ul style="list-style-type: none"> <li>Factors associated with low or appropriate antibiotic prescribing practices were: good medical knowledge, clinical competency, good clinical practice and availability of diagnostic tests.</li> <li>Lower threshold of prescribing antibiotics observed in emergency department physicians when treating patients who were old or had comorbidities.</li> <li>Factors associated with acceptance of computer decision support system recommendations were related to seniority, experience and patient status.</li> </ul> <p><u>Non-healthcare professionals</u></p> <ul style="list-style-type: none"> <li>Overall knowledge of antibiotic use in the general population was poor.</li> <li>Factors associated with higher antibiotic use were: ethnicity, housing type, high social economic status and lower education levels.</li> </ul> | <ul style="list-style-type: none"> <li>Effective education interventions to correct the misconception in the general population were needed.</li> <li>Effective education modalities for each population that could subsequently be scaled up to target specific populations were needed.</li> </ul>  |
| Social and Economic Impacts (7)     | H (7)             | <p><u>Economic analyses</u></p> <ul style="list-style-type: none"> <li>Studies analysed the expenses for treatment of infections caused by AMR microorganisms, cost effectiveness of intervention programmes (such as screening and isolation), and the cost effectiveness of accepting recommendations made by hospital's antimicrobial stewardship programme for treating patients with antibiotics.</li> </ul> <p><u>Social and psychological</u></p> <ul style="list-style-type: none"> <li>Studies analysed the social and psychological impact of infections caused by AMR microorganisms on patients.</li> </ul> | <p><u>Economic analyses</u></p> <ul style="list-style-type: none"> <li>Median cost or excess cost to treat patients with infections caused by AMR microorganisms were higher and significant.</li> <li>There was also an increase in the length of stay and higher post-discharge care costs incurred.</li> <li>Screen- and-isolate programmes were cost-effective and could reduce the rate of MRSA acquisition.</li> <li>Recommendations made by hospital's antimicrobial stewardship programme reduced length of stay and costs incurred due to direct savings from reduced antibiotic use and subsequent readmissions.</li> </ul> <p><u>Social and psychological</u></p> <ul style="list-style-type: none"> <li>Rate of mortality was higher.</li> <li>Patients experienced emotional trauma, depression, anxiety due to being isolated following a positive screening result.</li> </ul>                               | <ul style="list-style-type: none"> <li>Common limitation observed was that studies were limited by sample size or site, which limited subgroup analyses for impact identification.</li> <li>Improvements in communication between healthcare workers and patients could be made to mitigate the psychological impact of isolation.</li> </ul> |
| Transmission (23)                   | H (16)<br>H/A (1) | All studies investigated the transmission of AMR bacteria in the following situations:  | <u>Investigation of outbreaks</u>   | <ul style="list-style-type: none"> <li>Nosocomial transmission: Patient care and handling</li> </ul>  |

|                  |                            |   |   |   |
|------------------|----------------------------|---|---|---|
|                  | H/E (6)                    | <ul style="list-style-type: none"> <li>• <u>Outbreaks of infection</u> caused by AMR bacteria in the intensive care unit or ward environment, in the population or community, and an animal experimental centre were investigated.</li> <li>• Spread and dissemination of <u>antimicrobial resistance genes (ARGs)</u> found on plasmids, or the structure of transposon elements implicated in the spread of ARGs were investigated using gene sequencing as a common methodology.</li> <li>• Role of <u>international travel</u> in MRSA transmission was discussed in a review.</li> </ul> | <ul style="list-style-type: none"> <li>• Outbreaks had an environmental source (built environment), or could be due to nosocomial, vector-borne or zoonotic transmission.</li> <li>• Improving the built environment (by removing grooves in wash sinks) reduced transmission due to the environmental source.</li> <li>• In the community, MRSA and TB transmission occurred at places where prolonged contact could occur, such as at gaming centres, in the prison and in the school.</li> <li>• Sequencing methods identified the clonal dissemination of <u>ARGs</u>.</li> <li>• Phage transduction, plasmid transconjugation, plasmid acquisition and mobile genetic elements were identified through sequencing as possible mechanisms of the spread of ARGs.</li> <li>• <u>International travel</u> could play a significant role in transmission or introducing circulating MRSA strains to a country, with potential to replace existing endemic MRSA strains.</li> </ul> | <p>could be improved to limit nosocomial transmission. Studies on the types of improvements needed.</p> <ul style="list-style-type: none"> <li>• Zoonotic: More studies were needed to determine whether zoonotic sources of AMR bacteria were endemic in the animal population and the potential impacts in confirmed cases of zoonotic transmission.</li> <li>• International travel: Approaches to reduce introduction of AMR microorganisms from international travellers could be introduced to prevent onward transmission, and studies could be conducted to identify the effective approaches.</li> </ul> |
| Diagnostics (56) | H (52)<br>E (3)<br>H/A (1) | <p>Studies described the development of different approaches to detect or monitor AMR and antimicrobials. These methods could be segregated into:</p> <ul style="list-style-type: none"> <li>• Assay-based</li> <li>• Genetic approaches</li> <li>• Imaging</li> <li>• Spectrometry</li> <li>• Predictive scoring</li> <li>• Sample collection</li> </ul>   | <p><u>Assay-based</u></p> <ul style="list-style-type: none"> <li>• Bioluminescence and colorimetric assay methods provided rapid turnaround time with accuracy.</li> <li>• The reliability of commercial kits may be questionable for the purpose of detecting carbapenemases from different classes, but chromID CARBA SMART improved detection of OXA-CPE.</li> <li>• Disk-based inhibitor tests worked better than agar dilution methods to determine drug susceptibility or AMR bacteria.</li> </ul> <p><u>Genetic approaches</u></p> <ul style="list-style-type: none"> <li>• Real-time, multiplex PCR, high-resolution melting curve analyses, sequencing and nucleic acid hybridisation were novel methods developed to correctly identify resistance mutations.</li> </ul>  | <p><u>Assay-based</u></p> <ul style="list-style-type: none"> <li>• Host organ function was not a good proxy to detect antiviral drug resistance emergence for Hepatitis B virus infection.</li> <li>• The best methods for measuring antibiotic synergy for pan- or extremely-drug resistant <i>Acinetobacter baumannii</i> had yet to be developed.</li> </ul> <p><u>Genetic approaches</u></p> <ul style="list-style-type: none"> <li>• Limitations in genotyping to accurately predict NRTI activity in HIV-1 patients receiving protease-based</li> </ul>   |

|                          |   |   |  |  |
|--------------------------|---|---|--|--|
|                          |   |   | <p><u>Imaging</u></p> <ul style="list-style-type: none"> <li>Fluorophore-tagged compounds that could identify unique signatures or markers in AMR pathogens were developed. This allowed subsequent visualisation via fluorescent microscopy.</li> </ul> <p><u>Predictive scoring</u></p> <ul style="list-style-type: none"> <li>A prediction algorithm formulated based on logistic regressions of retrospective cohort of patients was validated in a prospective cohort.</li> </ul> <p><u>Sample collection</u></p> <ul style="list-style-type: none"> <li>The combination of anatomical sites most useful to accurately identify MRSA infections in dermatology, HIV and patients with infectious diseases was identified. In each group, the inclusion of perianal or throat swabs increased the sensitivity of MRSA detection.</li> </ul>  | <p>antiretroviral therapy as second-line therapy.</p>  |
| <p>Intervention (67)</p> | <p>H (49)<br/>E (9)<br/>F (3)<br/>E/F (2)<br/>H/E (4)</p> | <p>Studies described the development of tools or methods to curb the spread or transmission of AMR pathogens or genes, or investigate their efficacy in the following areas:</p> <p><u>Healthcare interventions</u></p> <ul style="list-style-type: none"> <li>Through antimicrobial stewardship and infection prevention and control</li> </ul> <p><u>Bioengineering</u></p> <ul style="list-style-type: none"> <li>Through the development of biomaterials and compounds with antimicrobial activities</li> </ul> | <p><u>Healthcare interventions</u></p> <ul style="list-style-type: none"> <li>Recommendations from hospital’s antimicrobial stewardship teams led to shorter duration of therapy, length of stay and cost savings, and the recommendations did not compromise patient safety.</li> <li>Antiseptics could be used in combination with prophylactic antibiotics to prevent catheter-related infections, such usage led to high prevalence of antibiotic resistant staphylococci in a dialysis unit, with suspected reduced susceptibility to the antiseptic.</li> <li>Studies to investigate hand hygiene programmes showed that implementing ward-level accountability led to sustained improvement in hand hygiene compliance rate.</li> </ul> <p><u>Bioengineering</u></p> <ul style="list-style-type: none"> <li>Biomaterials that had antimicrobial activity with novel mechanisms of action were developed. Their manufacturing process was also described in some studies.</li> </ul> | <p><u>Healthcare interventions</u></p> <ul style="list-style-type: none"> <li>Further research needed to determine the quantitative association between increased hand hygiene compliance and use of alcohol-based hand-rubs with MRSA reduction.</li> <li>The role of improved hand hygiene compliance for MRSA control, independent of contact precautions, should be elucidated.</li> </ul> |

|                                     |                            |   |   |  |
|-------------------------------------|----------------------------|---|---|--|
|                                     |                            | <p><u>Engineering</u></p> <ul style="list-style-type: none"> <li>Through treatment of waste to removal ARGs, or through modification of surfaces to prevent biofilm formation</li> </ul> <p><u>Food safety</u></p> <ul style="list-style-type: none"> <li>Through the removal of microorganisms with potential to harbour AMR from food.</li> </ul>   | <ul style="list-style-type: none"> <li>Biomaterials could be applied as catheter coatings, and act as quorum sensing inhibitors, disrupt bacterial growth and motion, or inactivated bacteria.</li> </ul> <p><u>Engineering</u></p> <ul style="list-style-type: none"> <li>Constructed wetlands, membrane bioreactor or photoreactor systems in wastewater treatment processes were effective in removing ARGs.</li> <li>Pre-treatment and addition of activated carbon enhanced ARG removal during solid waste treatment.</li> <li>Surfaces modified with titanium dioxide or by physical texturing could reduce contamination by MRSA.</li> </ul> <p><u>Food safety</u></p> <ul style="list-style-type: none"> <li>The formation of biofilms in hydroponic farms or in food processing factories could be reduced by UV treatment or using sanitisers with quaternary ammonium compounds.</li> <li>Novel plant extracts could provide an alternative to reduce or inhibit MRSA growth in food.</li> </ul>   |  |
| Public Health and Epidemiology (80) | H (78)<br>E (1)<br>H/A (1) | <p>Studies in this domain focused on the following:</p> <ul style="list-style-type: none"> <li><u>Modelling</u> the impact of antimicrobial selection pressure or consumption on the emergence of AMR.</li> <li><u>Case reports</u> highlighting emerging or unique cases of infection caused by AMR pathogens.</li> <li><u>Longitudinal observations</u> of AMR microorganism and spread.</li> <li><u>Risk assessments</u> associated with AMR pathogens.</li> <li><u>Qualitative study</u> of policy recommendations to address AMR.</li> </ul> | <p>A summary of the outcomes from the respective types of studies as follows:</p> <ul style="list-style-type: none"> <li><u>Models</u> provide a tool to identify risk factors with highest impact on AMR and guide the selection of interventions. The models also provide a means to study possible response by microbial populations to the antimicrobials used.</li> <li><u>Case reports</u> included literature reviews to highlight potential risks and recommendations to physicians when emerging or unique cases of infections caused by AMR pathogens were identified.</li> <li><u>Longitudinal observations</u> provided an update on the susceptibilities of clinically relevant anaerobes causing bloodstream infections, while phylogenomic analyses on longitudinal samples provided an understanding on the genetic changes associated with adaptation in global spread of MRSA.</li> <li><u>Risk assessments</u> provided and evaluation on the risk of importing resistant infections due to international travel and the mitigating measures that were already in place to counter the corresponding risks.</li> <li><u>Qualitative studies</u> utilised semi-structured interviews with participants with relevant expertise to identify major</li> </ul> | <p><u>Policies on AMR</u>: understanding how the social, political, cultural</p> |

|  |  |   |   |  |
|--|--|---|---|--|
|  |  | <ul style="list-style-type: none"> <li>• <u>Prevalence and distribution</u> of AMR microorganisms.</li> <li>• Correlation of <u>microbial genotypic or phenotypic trait</u> with AMR.</li> <li>• Correlation of <u>antimicrobial use with antimicrobial resistance</u>.</li> <li>• Correlation of <u>risk factors, impact of or treatment outcomes</u> related to infection by AMR microorganisms.</li> </ul> | <p>themes on the areas of research that were needed. Insights on the social, political, cultural and behavioural aspects were also obtained.</p> <ul style="list-style-type: none"> <li>• The <u>prevalence and distribution</u> of AMR microorganisms of genes conferring resistance were analysed. Results from the analyses provided information on the status of the resistance and the recommendations for monitoring potential risks of spread.</li> <li>• <u>Genetic polymorphisms or mutations</u> identified in resistant <i>Candida auris</i> and <i>Mycobacterium tuberculosis</i> isolates correlated with changes in minimum inhibitory concentration to specific antimicrobials, were not present in susceptible isolates. Mutation conferring macrolide resistance in <i>Mycoplasma pneumoniae</i> could also be identified.</li> <li>• Cross-correlation demonstrated possible associations between <u>the increased prescription of antibiotics to specific resistance</u> in <i>Escherichia coli</i> and <i>Acinetobacter spp.</i> Similarly, correlation was observed in chlorhexidine use and MRSA resistance. While oseltamivir-resistance in pandemic influenza A/H1N1/2009 was low, its observation emerged following the increased use of oseltamivir, prompting that prudent use and continued monitoring to be recommended</li> <li>• With respect to <u>infection by AMR microorganisms</u>, the following were observed: <ul style="list-style-type: none"> <li>○ Mortality positively correlated with presence of resistance genes.</li> <li>○ Colonisation by or carriage of AMR microorganisms positively correlated with longer length of stay at healthcare facilities, hospitalisation or outpatient visits, exposure to antimicrobials, medical devices or previous colonisation or carriage.</li> </ul> </li> </ul> | <p>and behavioural aspects interact and shape the response by the population towards AMR. An understanding would aid in designing appropriate interventions to improve the population's response</p> <ul style="list-style-type: none"> <li>• As an intervention to reduce infection by AMR microorganisms, <u>vaccination</u> should be recommended where available to reduce mortality (e.g. pneumococcal vaccination).</li> </ul> |
|--|--|---|---|--|

|                       |  |   |   |   |
|-----------------------|--|---|---|---|
| Surveillance<br>(63)  | H (43)<br>E (10)<br>F (4)<br>A (1)<br>H/E (1)<br>H/F (1)<br>A/F (2)<br>F/E (1) | <p>Several types of surveillance studies were identified and focused on the following:</p> <ul style="list-style-type: none"> <li>• Antimicrobial use</li> <li>• Prevalence and distribution of AMR microorganisms or genes</li> <li>• Molecular characterisation of emerging cases</li> </ul> <p>Sources of data included:</p> <ul style="list-style-type: none"> <li>• Antimicrobial sales data</li> <li>• Existing surveillance programmes</li> <li>• Retrospective data</li> <li>• Point prevalence studies</li> </ul>  | <p>Respective surveillance study types found the following:</p> <ul style="list-style-type: none"> <li>• Antimicrobial use in nursing homes in Singapore was generally low compared to other countries, including developed countries. However, the high percentage of inappropriate carbapenem prescription, and high rates of some antimicrobial agents suggest opportunities for antimicrobial stewardship.</li> <li>• Retrospective patient records reported prevalence of AMR microorganisms or genes, while data from the food and animal sectors identified resistant bacteria with potential for transmission. Abundance of antimicrobials and ARGs from the environment were reported, but longitudinal observation would be needed to monitor their trends.</li> <li>• Emerging cases of AMR microorganisms were reported, highlighting the importance of continued surveillance.</li> </ul>  | <ul style="list-style-type: none"> <li>• Using data from <u>environmental prevalence</u>, risk of ARGs being transferred into the aquatic environment could be assessed.</li> </ul>   |
| Therapeutics<br>(221) | H (219)<br>H/E (2)   | <p>The research could be further segregated into the following sub-domains:</p> <p><u>Basic science</u></p> <ul style="list-style-type: none"> <li>• New compounds that exhibited effective antimicrobial activity against AMR microorganisms were identified, developed, synthesised or optimised. <i>In vitro</i> drug combinations, drug repurposing or screening of existing drug libraries were also used to identify new treatments.</li> <li>• Promising targets were further investigated in preclinical studies.</li> <li>• For some novel compounds, mechanisms of action were further investigated.</li> </ul> <p><u>Pharmacokinetics-pharmacodynamics</u></p> <ul style="list-style-type: none"> <li>• Modelling using clinical data.</li> </ul> <p><u>Biofilms</u></p> <ul style="list-style-type: none"> <li>• Identify and develop therapeutics that could be used to eradicate biofilms.</li> </ul> | <p><u>Basic science</u></p> <ul style="list-style-type: none"> <li>• Novel materials or compounds generally demonstrated improved activity over existing antimicrobials against multidrug resistant organisms.</li> <li>• Besides showing good <i>in vivo</i> efficacy in reducing bacterial burden or parasitaemia, novel compounds also showed low cytotoxicity.</li> <li>• Hits from existing drug libraries with good efficacy and potential to be repurposed could be quickly approved for use as some of these compounds were already on the market.</li> </ul> <p><u>Pharmacokinetic-pharmacodynamics (PK-PD)</u></p> <ul style="list-style-type: none"> <li>• Modelling provided optimal selection of empiric carbapenem dosing that was also cost effective, and achieved optimal cumulative fraction response in gram-negative infections.</li> </ul> <p><u>Biofilms</u></p> <ul style="list-style-type: none"> <li>• Biofilms display higher resistance to antimicrobials. Studies identified novel compounds that, when used in combination with antimicrobials, could disrupt and inhibit</li> </ul> | <p><u>Basic science</u></p> <ul style="list-style-type: none"> <li>• Novel compounds or materials with good <i>in vivo</i> efficacy from preclinical trials should be further developed for clinical trial testing.</li> </ul> <p><u>PK-PD</u></p> <ul style="list-style-type: none"> <li>• Safety and efficacy of optimal doses modelled from retrospective data should be confirmed in the clinical setting.</li> </ul> |

|                   |                                     |  |   |   |
|-------------------|-------------------------------------|--|---|---|
|                   |                                     | <ul style="list-style-type: none"> <li>Mechanism of biofilm resistance towards therapeutics was also investigated.</li> </ul> <p><u>Bioinformatics</u></p> <ul style="list-style-type: none"> <li>Mechanisms of action or resistance</li> <li>Identify novel resistance targets</li> <li>Identify potential new targets</li> </ul> <p><u>Treatment</u></p> <ul style="list-style-type: none"> <li>Retrospective analyses or case reports of treating infections caused by multidrug resistant microorganisms, clinical trials or the emergence of resistance following short duration of antimicrobial therapy.</li> </ul> | <p>the growth of biofilms, without using high concentrations of the antimicrobial.</p> <ul style="list-style-type: none"> <li>Pulse-labelling or genetic methods were used to compare the differences in protein or gene expression between planktonic and biofilm bacteria. The differential expression of specific proteins or genes provided an explanation for the increased tolerance against antimicrobials.</li> </ul> <p><u>Bioinformatics</u></p> <ul style="list-style-type: none"> <li><i>In silico</i> methods used to model the interaction between antimicrobials and microorganisms to elucidate how therapeutics work or how microorganisms evade the activity.</li> <li>In viruses, structural analyses of critical viral proteins were performed to identify sites with lower threshold for resistance mutations and identify novel target sites for drug development that would have higher threshold to resistance development.</li> </ul> <p><u>Treatment</u></p> <ul style="list-style-type: none"> <li>Treatment outcomes reported were specific to the condition being treated.</li> <li>Culture-guided step-down use of effective narrow-spectrum therapy, or using individualised combinations based on <i>in vitro</i> combination testing, were recommended for managing resistant bacterial infections.</li> <li>Empirical therapy was recommended to be guided by pathogen susceptibilities to achieve desired optimal outcomes.</li> </ul> | <p><u>Bioinformatics</u></p> <ul style="list-style-type: none"> <li>Genetic mutations identified <i>in silico</i> to be putatively involved in drug resistance mechanisms could be further confirmed in <i>in vitro</i> and <i>in vivo</i> studies.</li> </ul> <p><u>Treatment</u></p> <ul style="list-style-type: none"> <li>Common limitations such as sample size, demographic representation of patients and the retrospective nature of the studies should be overcome with better study designs.</li> </ul> |
| Microbiology (28) | H (20)<br>E (4)<br>F (3)<br>H/E (1) | <p>Studies in this domain generally investigate a particular aspect of the microorganism to gain further understanding of its contribution towards resistance development. These include</p> <ul style="list-style-type: none"> <li>The dynamics of <u>biofilm formation</u> in a co-culture of two bacteria species</li> <li>Investigating the <u>genetic link to phenotypic resistance</u></li> <li><u>Novel response to therapeutics</u> in bacteria or fungi</li> <li>Identifying <u>novel mechanisms of resistance</u>.</li> </ul>  | <ul style="list-style-type: none"> <li>Bacteria in co-culture could influence the dynamics of <u>biofilm formation</u>. Increase fitness of biofilms against antibiotics was observed.</li> <li>The genetic-phenotypic links could be characterised in bacteria isolated from food, hospital wastewater and patients.</li> <li>Chloroquine could induce programmed cell death pathway in chloroquine-resistant <i>Plasmodium falciparum</i>, providing novel targets for drug development. Response of <i>Candida</i> species to antifungals when serum was present could impact the minimum inhibitory concentration.</li> </ul>   | <ul style="list-style-type: none"> <li>Microbiology studies provided opportunities to identify novel targets for drug development.</li> </ul>   |

|  |  |  |   |  |
|--|--|--|---|--|
|  |  |  | <ul style="list-style-type: none"> <li>In isoniazid-resistant <i>Mycobacterium tuberculosis</i>, identification of novel mutations in addition to known mutations suggested that there are novel targets to be identified.</li> </ul> |  |
|--|--|--|---|--|

451 \* Sector assignment was determined, where applicable, by the source of the isolate or sample, or by the research application.  
452 A: Animal sector, which included companion animals and wildlife; E: Environment sector, which included the natural and built environment; F: Food sector, which included ready-to-eat food,  
453 food preparation facilities and animals reared for consumption; H: Human sector, which included clinical studies.