

## **Socioeconomic inequalities in COVID-19 infection and vaccine uptake among children and adolescents in Catalonia, Spain**

Irene López-Sánchez, MS<sup>1,2</sup>, Aida Perramon, MS<sup>3</sup>, Antoni Soriano-Arandes, MD, PhD<sup>4,5</sup>, Clara Prats, PhD<sup>3</sup>, Talita Duarte-Salles, PhD<sup>1,6</sup>, Berta Raventós, MS<sup>1,7\*</sup>, Elena Roel, MD, PhD<sup>1,8\*</sup>

1. Fundació Institut Universitari per a la recerca a l'Atenció Primària de Salut Jordi Gol i Gurina (IDIAPJGol), Barcelona, Spain
2. Universitat Pompeu Fabra, Barcelona, Spain
3. Department of Physics, Universitat Politècnica de Catalunya (UPC-BarcelonaTech), Barcelona, Catalonia, Spain
4. Paediatric Infectious Diseases and Immunodeficiencies Unit, Children's Hospital, Vall d'Hebron Barcelona Hospital Campus, Barcelona, Catalonia, Spain.
5. Infection and Immunity in Paediatric Patients, Vall d'Hebron Research Institute, Barcelona, Catalonia, Spain
6. Department of Medical Informatics, Erasmus University Medical Center, Rotterdam, The Netherlands
7. Universitat Autònoma de Barcelona, Bellaterra (Cerdanyola del Vallès), Barcelona, Spain
8. Agència de Salut Pública de Barcelona, Barcelona, Spain

\* Joined senior authorship

### **Corresponding author**

Talita Duarte-Salles

Fundació Institut Universitari per a la recerca a l'Atenció Primària de Salut Jordi Gol i Gurina (IDIAPJGol)

Gran Via Corts Catalanes, 587 àtic

08007 Barcelona - Spain

Tel: +34935824342

Email: [tduarte@idiapjgol.info](mailto:tduarte@idiapjgol.info)

**NOTE: This preprint reports new research that has not been certified by peer review and should not be used to guide clinical practice.**

## Abstract

**IMPORTANCE** The relationship between socioeconomic deprivation and COVID-19 infection and vaccination among children and adolescents remains unclear.

**OBJECTIVE** To investigate the association between deprivation and COVID-19 vaccine uptake and infection among children and adolescents before and after the vaccination rollout in Catalonia, Spain.

**DESIGN AND SETTING** Population-based cohort study using primary care electronic health records from the Information System for Research in Primary Care. Individuals were followed 3 months before the start of the vaccination campaign in Spain and 3 months after the vaccination rollout among adolescents and children.

**PARTICIPANTS** Children (5-11 years) and adolescents (12-15 years) with at least 1 year of prior history observation available and without missing deprivation data.

**EXPOSURE** Deprivation, assessed using an ecological socioeconomic deprivation index (SDI) score for census tract urban areas and categorized into quintiles.

**MAIN OUTCOMES AND MEASURES** COVID-19 infection and COVID-19 vaccination. For each outcome, we calculated cumulative incidence and crude Cox proportional-hazard models by SDI quintiles, and estimated hazard ratios (HRs) of COVID-19 infection and vaccine uptake relative to the least deprived quintile, Q1.

**RESULTS** Before COVID-19 vaccination rollout, 290,625 children and 179,685 adolescents were analyzed. Increased HR of deprivation was associated with a higher risk of COVID-19 infection in both children (Q5: 1.55 [95% CI, 1.47 - 1.63]) and adolescents (Q5: 1.36 [95% CI, 1.29 - 1.43]). After the rollout, this pattern changed among children, with lower risk of infection in more deprived areas (Q5: 0.62 [95% CI, 0.61 - 0.64]). Vaccine uptake was higher among adolescents (72.6%) than children (44.8%), but in both age groups, non-vaccination was more common among those living in more deprived areas (39.3% and 74.6% in Q1 vs. 26.5% and 66.9% in Q5 among children and adolescents, respectively).

**CONCLUSIONS AND RELEVANCE** In this cohort study, children and adolescents living in deprived areas were at higher risk of COVID-19 non-vaccination. Socioeconomic disparities in COVID-19 infection were also evident before vaccine rollout, with a higher infection risk in deprived areas across age groups. Our findings suggest that changes in the association

between deprivation and infections among children after the vaccine rollout were likely due to testing disparities.

## Introduction

The coronavirus disease 2019 (COVID-19) pandemic disproportionately affected vulnerable populations with low socioeconomic status (SES)<sup>1</sup>. Although extensive research has already been conducted on this topic<sup>2-7</sup>, the relationship between SES and COVID-19 infection and vaccination among children and adolescents remains unclear.

Research from Canada and the United Kingdom (UK) suggests that children and adolescents with low SES face a higher risk of low COVID-19 vaccine uptake compared to their high SES peers<sup>8,9</sup>. Studies from the United States (US) also show that children from low-income households are more susceptible to SARS-CoV-2 infection<sup>10,11</sup>. However, generalizing these findings to other regions may not be applicable, and evidence on whether vaccination campaigns have impacted this association is scarce.

In Spain, evidence of socioeconomic inequalities in COVID-19 vaccine uptake and infection is limited to adults. A study by Roel et al. found a pattern of increased HR infection with deprivation among adults aged 40 years and above which decreased after vaccination rollout<sup>7</sup>. Identifying patterns of socioeconomic disparities in COVID-19 vaccination and infection in Catalonia (Spain) could provide key information to guide immunization strategies in Spain and other countries where vaccines are readily accessible. In this study, we aimed to investigate the association between deprivation (a proxy measure of SES) and COVID-19 infection 3 months before the COVID-19 vaccine rollout and 3 months after the start of vaccination of children and adolescents living in urban areas of Catalonia, Spain. We also investigated the associations between deprivation and COVID-19 vaccine uptake among children and adolescents.

## Methods

### Study Design and Data Source

We conducted a population-based cohort study using primary care data from the Information System for Research in Primary Care (SIDIAP; [www.sidiap.org](http://www.sidiap.org)) database, which contains pseudo-anonymized electronic health records of approximately 75% of the Catalan population and is representative in geography, age, and sex<sup>12</sup>.

SIDIAP includes information on sociodemographics, disease diagnoses, laboratory tests, medication use and death<sup>12</sup>. In addition, this database has been linked to the Catalan public health vaccine registry and to a population-based register of hospital discharge records from public and private hospitals of Catalonia (Conjunt Mínim Bàsic de Dades d'Alta Hospitalària,

CMBD-AH)<sup>13</sup>. It has been standardized to the Observational Medical Outcomes Partnership (OMOP) Common Data Model (CDM), and the provenance of the data, specifically for capturing COVID-19-related outcomes, has been well documented<sup>14</sup>.

This project was approved by the Clinical Research Ethics Committee of the IDIAPJGol (project code: 21/052-PCV).

### **Study periods**

We followed children aged 5 to 11 years and adolescents aged 12 to 15 years during two time periods 1) a pre-vaccination period, three months before the start of the vaccination rollout in Spain, from the 26th of September to the 26th of December 2020<sup>15</sup>; and 2) a vaccination period, three months after the start of the vaccination rollout among adolescents (from the 1st August to the 1st November 2021<sup>16</sup>) and children (from the 15th of December 2021 to the 15th of March 2022<sup>17</sup>). Thus, four cohorts were followed, one for each age group and time period ([Figure 1](#)), with the follow-up of all cohorts starting on the first day of each time period (index date). The vaccination period for children was set to three months, and, to ensure consistency across cohorts, the same time window was applied to the other cohorts<sup>18,19</sup>.

### **Setting**

Our study was conducted against the backdrop of the evolving COVID-19 pandemic in Catalonia, Spain. The region experienced distinct phases of the pandemic, each marked by unique challenges and responses.

During the pre-vaccination period, Catalonia was experiencing the second wave of the COVID-19 pandemic, with incidence rates ranging from 120 to over 400 cases per 100,000 inhabitants<sup>20,21</sup>. In September 2020, educational settings reopened for in-person activities after closing in March 2020 and enforced stringent non-pharmaceutical interventions to mitigate the virus transmission. These measures consisted of hand-washing, mandatory mask use for children over 5 years old, social distancing, organization of children and teachers into bubble groups to maintain the same groups of individuals and therefore facilitate contact tracing, and the improvement of ventilation of classrooms. Other public health measures such as mass testing were implemented in schools located in areas with high incidence of COVID-19 to reduce transmission<sup>22,23</sup>. In the event of a confirmed case, testing of all classmates was performed and, regardless of the PCR test result, the whole group was quarantined for 10 days<sup>24</sup>.

In late July 2021, pharmacies began selling antigen tests following a surge of COVID-19 cases that coincided with the emergence of the Delta variant<sup>25,26</sup>. When the academic year 2021-2022 started in September after a two-month break, school protocols were revised. In the event of a confirmed infection, close contacts were required to undergo testing, which was provided free of charge through the public health system. Those who had previously been infected within the last 6 months or were fully vaccinated, were directed to obtain a supervised antigen test at authorized pharmacies. Individuals who did not meet these criteria were instructed to undergo a PCR test at a primary healthcare center<sup>27</sup>. Between October and November 2021, COVID-19 incidence rates decreased from 1,630 to 716 cases per 100,000 inhabitants<sup>20</sup>.

In the vaccination period for children, the incidence of COVID-19 in Catalonia increased sharply due to the higher transmissibility rate of the Omicron variant, rising from 551 cases in December 2021 to 3,285 cases per 100,000 inhabitants in January 2022, but then rapidly decreased to 300 cases per 100,000 inhabitants by mid-March when most of the population had been infected<sup>20,26</sup>. In January 2022, the government regulated the price of antigen tests to improve accessibility and offered free antigen tests to fully vaccinated children and adolescents when a positive case appeared in their social bubble<sup>28,29</sup>. Testing was restricted to unvaccinated children and adolescents without prior history of infection over the last three months. This measure ended in February 2022, along with mass testing and quarantines in schools<sup>30-32</sup>.

### **Study participants**

We included all children and adolescents registered in the SIDIAP database as of 26 September 2020 (index date for all participants). We excluded those with less than 1 year of prior medical history available at the index date and those with missing data on deprivation (Figure 2). When analyzing COVID-19 infection, we excluded those individuals with an infection  $\leq 6$  weeks prior to the start of the study period. When analyzing COVID-19 vaccine uptake, we excluded those who had already received a COVID-19 vaccine prior to the start of the vaccination period, and those who tested positive for COVID-19 within the previous 8 weeks, since Spanish policies required 8-week delay between infection and vaccination<sup>33</sup>. Figure 2 shows the flow chart of inclusion and exclusion criteria.

For each period, children and adolescents were followed until the occurrence of the outcome of interest, end of the study period, exit from the SIDIAP database, or death, whichever occurred first. When analyzing COVID-19 vaccine uptake, participants who had been infected prior to vaccination were censored at the date of infection, since infections were competing risks for vaccination<sup>34-36</sup>.

## Variables

Deprivation was assessed using a Socioeconomic Deprivation Index (SDI) score based on the place of residence (a proxy of SES), the *Mortalidad en áreas pequeñas españolas y desigualdades socioeconómicas y ambientales* (MEDEA) deprivation index<sup>37</sup>. This index was calculated at census tract areas using data from the 2001 national census in Spain, and was only available for urban areas (municipalities with >10,000 inhabitants and a population density >150 inhabitants/km<sup>2</sup>). This index has been linked in SIDIAP to each individual's most recent residential address and categorized into five quintiles, the first being the least deprived (Q1) and the fifth being the most deprived (Q5).

Our outcomes of interest were COVID-19 infection and vaccination. COVID-19 infections were defined as a positive SARS-CoV-2 test result [antigen or polymerase chain reaction (PCR)] or a clinical COVID-19 diagnosis without a record of a COVID-19 infection 6 weeks prior, with the test or diagnosis date as the date of infection<sup>38</sup>. In each study period, we only considered the first COVID-19 infection per person. COVID-19 vaccination was defined as having received at least one dose of a COVID-19 vaccine authorized for use in children and adolescents (BNT162b2 or mRNA-1273). The date of vaccination was the date of the first dose administration.

Additionally, we extracted age, sex, and nationality by country's geographic region at baseline and the number of SARS-CoV-2 tests performed during follow-up.

## Statistical Analysis

We described participants' characteristics at baseline, with counts and percentages for categorical variables and median and interquartile ranges (IQRs) for continuous variables.

We calculated the cumulative incidence of COVID-19 infection for each study period and age group of our study, according to the SDI quintile, by dividing the number of incident COVID-19 infections by the number of individuals at risk. Vaccination uptake was calculated at the end of the vaccination period by dividing the number of individuals vaccinated by the total number of individuals eligible for vaccination.

We described the proportion of individuals who had undergone one or more tests registered in the public health system during follow-up, according to the deprivation quintile at the end of each study period. To assess the association between SDI and COVID-19 infection, we performed crude Cox proportional-hazard regression models to estimate hazard ratios (HRs) with 95% confidence intervals (CI) of COVID-19 infection by deprivation quintile relative to the least deprived quintile, Q1. To assess the association between SDI and COVID-19

vaccine uptake, we performed crude cause-specific Cox proportional-hazard regression models to estimate the HR with 95% CIs of vaccination by SDI quintile relative to Q1. All the analyses were stratified by age group and study period. We visually inspected log-log survival curves to check the proportional hazard assumptions for SDI (eFigure 1 in the Supplement). We performed crude models taking into consideration our assumptions on the relationship between our exposure and our outcomes of interest, which we represented with direct acyclic graphs (DAGs) (eFigure 2 and eFigure 3 in the Supplement). As a secondary analysis, we stratified all our analyses by sex.

As a sensitivity analysis, we excluded individuals with a prior history of COVID-19 infection at any point prior to the start of each study period, as it might have influenced the risks of infection as well as of being vaccinated.

We used R version 4.1 for data curation and analysis.

## Results

Before the vaccination rollout, 179,685 adolescents (92,442 [51.4%] male) and 290,625 children (149,605 [51.5%] male) were included in the study ([Table 1](#)). The majority of participants were Spanish (86.2% children and 88.9% adolescents), and the distribution of SDI quintiles was similar across age groups. Similar baseline characteristics were observed among children and adolescents after the vaccination rollout (eTable 1 and eTable 2 in the Supplement). Prior COVID-19 infection was low (0.6%) among children and adolescents in the pre-vaccination period, but increased to 17% in the vaccination period in both age groups (eTable 1 and eTable 2 in the Supplement).

### COVID-19 tests, cumulative incidence of infection & vaccine uptake:

Before the vaccination rollout, more tests were performed to children and adolescents living in more deprived areas: 32.1% (Q1), vs. 37.6% (Q5) in children and 45.9% (Q1), vs 48.6% (Q5) in adolescents (eFigure 3 in the Supplement). Cumulative incidence of COVID-19 infection was 5.8% in children and 8.6% in adolescents. Infections were more frequent in more deprived areas in both age groups, showing a clear gradient of increased infection with deprivation: 4.6% (Q1), 5.4% (Q3) and 7% (Q5) in children, and 7.5% (Q1), 8.5% (Q3) and 10.1% (Q5) in adolescents ([Figure 3](#); eTable 3 in the Supplement). After the vaccination rollout, testing was higher among those living in less deprived areas: 71.4% (Q1), vs 59.5% (Q5) in children and 17.9% (Q1), vs 14.2% (Q5) in adolescents (eFigure 3 in the Supplement). Cumulative incidence of infection was 33.6% for children and 1.6% for adolescents. The pattern of increased COVID-19 infection with increased deprivation was



still seen among adolescents (1.3% [Q1], 1.5% [Q3] and 2.1% [Q5]). However, we found the opposite pattern among children, with those in the least deprived quintile having higher incidence proportion of infection (39.3% Q1, 34.7% Q3 and 26.5% Q5).

Cumulative incidence of vaccination was 44.8% for children and 72.6% for adolescents. We also found a pattern of increased vaccination among those living in less deprived areas, with an incidence proportion of 51.9% (Q1) vs. 38.3% (Q5) in children and 84.8% (Q1) vs. 75.7% (Q5) in adolescents.

#### Association between SDI and COVID-19 infection and vaccine uptake:

Before the vaccination rollout, we observed a pattern of increased risk of COVID-19 infection with increased deprivation in both age groups ([Figure 4](#); eTable 4 in the Supplement). For instance, among children, HR of infection relative to Q1 ranged between 1.12 (95% CI 1.06 - 1.18) in Q2 areas and 1.55 (1.47 - 1.63) in Q5 areas.

After the vaccination rollout, COVID-19 infection risk was higher among adolescents living in more deprived areas, while in children, we observed an inverse pattern, with a lower risk of infection with more deprivation ([Figure 4](#); eTable 4 in the Supplement). The HR of infection ranged from 1.16 (1.02 - 1.32) in Q2 areas to 1.65 (1.46 - 1.86) in Q5 areas for adolescents, and from 0.94 (0.92 - 0.95) in Q2 areas to 0.62 (0.61 - 0.64) in Q5 areas for children.

In both age groups, those living in more deprived areas had a lower risk of vaccination ([Figure 4](#); eTable 4 in the Supplement). The HR ranged from 0.92 (0.91 - 0.94) in Q2 areas to 0.58 (0.57 - 0.59) in Q5 areas for children and from 1.02 (1.00 - 1.04) in Q2 areas to 0.79 (0.77 - 0.80) in Q5 areas for adolescents.

In our secondary analyses stratifying by sex, our results were consistent with our main analyses, showing no difference by sex (eTable 4 in the Supplement). We found similar results in sensitivity analysis after excluding individuals with previous COVID-19 (eTable 4 in the Supplement).

## **Discussion**

In this large population-based cohort study including 290,625 children and 179,685 adolescents, we observed a gradient of increased cumulative COVID-19 infection rates with more deprivation in children and adolescents prior to the vaccination rollout. However, over the three months following the vaccination rollout, this pattern reversed among children, with a higher proportion of infection in less deprived areas. Cumulative vaccination rates also

differed by deprivation, with a gradient of increased rates with less deprivation among children and adolescents.

The association between deprivation and recorded COVID-19 infections can be explained by several factors. Previous studies on infectious diseases, including COVID-19, have demonstrated a positive correlation between disease incidence and deprivation, especially among adults<sup>39–46</sup>. Deprived areas typically have higher unemployment rates and lower education levels, which can increase the burden of COVID-19 cases due to comorbidities or unhealthy behaviors<sup>47</sup>. Moreover, lower education levels could lead to higher incidence rates of infection due to factors such as concentration in low-occupation jobs with higher exposure to precarious working conditions, or differences in health literacy<sup>48</sup>. While these conditions primarily affect adults, a similar trend has been observed among children, particularly within the most vulnerable populations. In the United States, for instance, racial and ethnic minorities and socioeconomically disadvantaged children have borne a disproportionate share of COVID-19 infections, as evidenced by higher rates of cases<sup>10,11</sup>. This phenomenon may be attributable, in part, to intrafamily transmission dynamics<sup>49</sup>. Indeed, the presence of overcrowded living conditions may be a contributing factor, as they are more prevalent in economically deprived regions and have previously been associated with an elevated risk of COVID-19-related mortality<sup>50</sup>. It is worth noting that during the pre-vaccination period, intensive surveillance policies were implemented in schools, regardless of deprivation levels, which enabled a more accurate and equitable reflection of COVID-19 infections.

During the vaccination period in children, which spanned from December 2021 to March 2022, a higher identification of cases in less socioeconomically deprived areas was found. This could likely be attributed to differences in testing practices over time. During the vaccination period, schools had changed their protocols and stopped conducting on-site tests. Free tests were made available at pharmacies and children who had been in close contact with a positive case were advised to take a test. Although testing was readily accessible during this period, it was up to the families to take the initiative to get tested<sup>51</sup>. The higher incidence of recorded COVID-19 cases among children in less deprived areas aligns with the higher proportion of children in those same areas who underwent COVID-19 testing during this period.

COVID-19 vaccine uptake disparities among children are associated with several factors, including household income, neighborhood, parental education, employment, vaccination status, race and ethnicity<sup>8,52</sup>. In Canada, McKinnon et al. reported that parents from lower-income households (<\$100,000) had an 18.4% lower prevalence of intention to vaccinate their children than those from higher-income households (≥\$150,000)<sup>8</sup>. Similarly, in

the UK, children aged 5-11 from the most deprived quintiles had lower first-dose vaccine uptake rates than their less deprived peers (32.2% vs. 51.4%), as did those aged 12-15 (38.3% vs 68.3%)<sup>9</sup>. Roel et al. found similar results in when looking at the adult population aged  $\geq 40$  years from Catalonia, Spain, where COVID-19 vaccine uptake among working-age adults (40-64 years) varied by socioeconomic quintile, with higher odds of non-vaccination for persons living in more deprived areas (OR of 1.01 in Q2, and 1.33 in Q5, when compared with those living in Q1 areas)<sup>7</sup>. While in our study there is greater inequality in non-vaccination with deprivation among children and adolescents compared to working-age groups, both studies highlight the significant impact of area deprivation on lower vaccination rates across different age groups. Factors such as the epidemiology of the infection, vaccine prioritization strategies and parental decision-making based on attitudes, beliefs and concerns about vaccines may have contributed to these disparities<sup>8,53</sup>. Overall, our results emphasize the need to address vaccine access barriers across all ages and socioeconomic levels.

The main strength of this study is that the results represent the pediatric population aged between 5 and 15 years old residing in urban areas of Catalonia, providing a comprehensive understanding of COVID-19 infection and vaccine uptake in this region of Spain. In addition, the risk of misclassification bias for vaccination is low, since SIDIAP captures all vaccines administered in Catalonia and records all COVID-19 tests performed within the public healthcare system.

This study also has limitations. First, we lacked information on individual-level SES, and therefore there is a risk of ecological bias by the potential misclassification of quintiles of SES. Secondly, deprivation was estimated based on data from the 2001 census national tract, whereas our study period spanned from 2020 to 2022. Additionally, deprivation was only available in urban areas, and therefore, our results are not generalisable to rural populations. Thirdly, herd immunity, changes in testing patterns throughout the pandemic and circulating COVID-19 variants may have affected the comparability of study periods in terms of COVID-19 infections. It is worth noting that the vaccination period partially coincided with school breaks for both children and adolescents. Although COVID-19 testing was widely available through primary care and pharmacies, holidays could have potentially affected the detection of COVID-19 cases, as testing efforts in schools were not in place during this time<sup>23</sup>. Lastly, we were unable to control for potential confounding variables related to the parents, such as their age or nationality.

In this study, we found a pattern of increased HR of COVID-19 vaccination with deprivation among children and adolescents. Infection inequalities persisted 3 months after vaccine

rollout in adolescents. However, the situation appeared to reverse for children, possibly due to disparities in testing practices.

## **Acknowledgments**

### **Conflict of Interest Disclosures**

The authors declare that there is no conflict of interest.

### **Funding**

This research received no specific grant from any funding agency in the public, commercial or not-for-profit sectors.

### **Data sharing statement**

In accordance with current European and national law, the data used in this study is only available for the researchers participating in this study. Thus, we are not allowed to distribute or make publicly available the data to other parties. However, researchers from public institutions can request data from SIDIAP if they comply with certain requirements. Further information is available online (<https://www.sidiap.org/index.php/menu-solicitudesen/application-procedure>) or by contacting SIDIAP ([sidiap@idiapjgol.org](mailto:sidiap@idiapjgol.org)).

### **Author Contributions**

IL-S, TD-S, BR and ER conceived and designed the study. IL-S drafted the initial version of the manuscript. All authors interpreted the results, critically reviewed the manuscript and approved the final version for submission.

### **Additional Contributors**

The authors would like to acknowledge the efforts of all public healthcare workers involved in the management of the COVID-19 pandemic during these challenging times in Catalonia. We also want to thank the Institut Català de la Salut (ICS) and the Programa d'anàlisi de dades per a la recerca i la innovació en salut (PADRIS) for providing access to the different data sources accessible through SIDIAP. We would also like to thank the staff at the IDIAP Jordi Gol who collaborated on the development of this study.

## REFERENCES

1. Paremoer L, Nandi S, Serag H, Baum F. Covid-19 pandemic and the social determinants of health. *BMJ*. 2021;372:n129. doi:10.1136/bmj.n129
2. Kimani ME, Sarr M, Cuffee Y, Liu C, Webster NS. Associations of Race/Ethnicity and Food Insecurity With COVID-19 Infection Rates Across US Counties. *JAMA Netw Open*. 2021;4(6):e2112852. doi:10.1001/jamanetworkopen.2021.12852
3. Karmakar M, Lantz PM, Tipirneni R. Association of Social and Demographic Factors With COVID-19 Incidence and Death Rates in the US. *JAMA Netw Open*. 2021;4(1):e2036462. doi:10.1001/jamanetworkopen.2020.36462
4. Ahmad K, Erqou S, Shah N, et al. Association of poor housing conditions with COVID-19 incidence and mortality across US counties. *PLoS ONE*. 2020;15(11):e0241327. doi:10.1371/journal.pone.0241327
5. Tan AX, Hinman JA, Abdel Magid HS, Nelson LM, Odden MC. Association Between Income Inequality and County-Level COVID-19 Cases and Deaths in the US. *JAMA Netw Open*. 2021;4(5):e218799. doi:10.1001/jamanetworkopen.2021.8799
6. Clouston SAP, Natale G, Link BG. Socioeconomic inequalities in the spread of coronavirus-19 in the United States: A examination of the emergence of social inequalities. *Soc Sci Med* 1982. 2021;268:113554. doi:10.1016/j.socscimed.2020.113554
7. Roel E, Raventós B, Burn E, Pistillo A, Prieto-Alhambra D, Duarte-Salles T. Socioeconomic Inequalities in COVID-19 Vaccination and Infection in Adults, Catalonia, Spain. *Emerg Infect Dis*. 2022;28(11):2243-2252. doi:10.3201/eid2811.220614
8. McKinnon B, Quach C, Dubé É, Tuong Nguyen C, Zinszer K. Social inequalities in COVID-19 vaccine acceptance and uptake for children and adolescents in Montreal, Canada. *Vaccine*. 2021;39(49):7140-7145. doi:10.1016/j.vaccine.2021.10.077
9. Vaccine Coverage (Children): 1st dose | OpenSAFELY: Reports. Accessed November 23, 2022. <http://reports.opensafely.org/reports/vaccine-coverage-children-1st-dose/>
10. Goyal MK, Simpson JN, Boyle MD, et al. Racial and/or Ethnic and Socioeconomic Disparities of SARS-CoV-2 Infection Among Children. *Pediatrics*. 2020;146(4). doi:10.1542/peds.2020-009951
11. Mannheim J, Konda S, Logan LK. Racial, ethnic and socioeconomic disparities in SARS-CoV-2 infection amongst children. *Paediatr Perinat Epidemiol*. 2022;36(3):337-346. doi:10.1111/ppe.12865
12. Recalde M, Rodríguez C, Burn E, et al. Data Resource Profile: The Information System for Research in Primary Care (SIDIAP). *Int J Epidemiol*. Published online April 13, 2022:dyac068. doi:10.1093/ije/dyac068
13. Raventós B, Fernández-Bertolín S, Aragón M, et al. Transforming the Information System for Research in Primary Care (SIDIAP) in Catalonia to the OMOP Common Data Model and Its Use for COVID-19 Research. *Clin Epidemiol*. 2023;15:969-986. doi:10.2147/CLEP.S419481
14. Burn E, Fernández-Bertolín S, Voss EA, et al. Establishing and characterising large COVID-19 cohorts after mapping the Information System for Research in Primary Care in Catalonia to the OMOP Common Data Model. Published online November 24, 2021:2021.11.23.21266734. doi:10.1101/2021.11.23.21266734
15. País PL El. Spain's coronavirus vaccine drive set to start on December 27. EL PAÍS English. Published December 18, 2020. Accessed April 30, 2023. <https://english.elpais.com/society/2020-12-18/spains-coronavirus-vaccine-drive-set-to-start-on-december-27.html>
16. Catalunya obre la vacunació a la franja de 12 a 15 anys. Published August 3, 2021. Accessed April 30, 2023. <https://beteve.cat/societat/catalunya-obre-vacunacio-adolescents-12-15-anys-4-agost/>
17. Montaner GGG Núria Rius. Els nens de 5 a 11 anys es començaran a vacunar contra el covid el 15 de desembre. Ara.cat. Published December 7, 2021. Accessed April 30, 2023.

- [https://www.ara.cat/societat/salut/acord-comencar-vacunar-menors-5-11-anys-proper-15-desembre\\_1\\_4205471.html](https://www.ara.cat/societat/salut/acord-comencar-vacunar-menors-5-11-anys-proper-15-desembre_1_4205471.html)
18. Ràdio RI. Últim dia de recompte general de casos de Covid a l'Ebre: 618 casos en una setmana. Imagina Ràdio. Published March 28, 2022. Accessed May 2, 2023. <http://www.imaginaradio.cat/ultim-dia-de-recompte-general-de-casos-de-covid-a-lebre-618-casos-en-una-setmana/>
  19. Catalunya activa l'estratègia per gripalitzar la covid. Published March 25, 2022. Accessed May 3, 2023. <https://beteve.cat/societat/catalunya-activa-estrategia-gripalitzar-covid/>
  20. Idescat. Indicadores de coyuntura económica. Incidencia semanal del covid-19. Accessed April 30, 2023. <https://www.idescat.cat/indicadors/?lang=es&id=conj&n=14356>
  21. Mouzo J. La segona onada de la pandèmia a Catalunya ja colpeja les residències. *El País*. [https://elpais.com/cat/2020/10/21/catalunya/1603271934\\_852955.html](https://elpais.com/cat/2020/10/21/catalunya/1603271934_852955.html). Published October 21, 2020. Accessed May 3, 2023.
  22. ramon. Gestió de casos de COVID-19 als centres educatius. Actualització 1 de desembre de 2020. aspec-sps. Accessed May 2, 2023. <https://secundaria.info/portal/article.php?sid=20201202085635>
  23. Perramon A, Soriano-Arandes A, Pino D, et al. Schools as a Framework for COVID-19 Epidemiological Surveillance of Children in Catalonia, Spain: A Population-Based Study. *Front Pediatr*. 2021;9. Accessed April 30, 2023. <https://www.frontiersin.org/articles/10.3389/fped.2021.754744>
  24. Les quarantenes en l'àmbit escolar passen a ser de 10 dies, d'acord amb el nou protocol del Departament de Salut. Govern.cat. Accessed October 9, 2023. <http://govern.cat/salaprensa/notes-premsa/388197/quarantenes-lambit-escolar-passen-10-dies-dacord-nou-protocol-del-departament-salut>
  25. Covid | Pharmacies in Spain to start selling antigen self-tests over the counter. In English. Published July 13, 2021. Accessed April 30, 2023. [https://www.elnacional.cat/en/news/covid-pharmacies-spain-antigen-self-tests\\_628847\\_102.html](https://www.elnacional.cat/en/news/covid-pharmacies-spain-antigen-self-tests_628847_102.html)
  26. CDC. Coronavirus Disease 2019 (COVID-19). Centers for Disease Control and Prevention. Published February 11, 2020. Accessed November 20, 2022. <https://www.cdc.gov/coronavirus/2019-ncov/variants/variant-classifications.html>
  27. Gestió de casos de covid-19 als centres educatius per al curs 2021-2022. Departament d'Educació. Accessed April 30, 2023. <http://educacio.gencat.cat/ca/inici/nota-premsa/20210906-protocol-gestio-casos-covid>
  28. Bosch M. Tests gratuïts a les farmàcies pels alumnes amb un positiu a classe. RTVE.es. Published January 10, 2022. Accessed May 3, 2023. <https://www.rtve.es/television/20220110/tests-antigen-gratuits-alumnes-positius-covid/251802.shtml>
  29. Catalan News | Antigen test price maximum of €2.94 comes into force. Accessed May 3, 2023. <https://www.catalannews.com/covid-19/item/antigen-test-price-maximum-of-2-94-comes-into-force>
  30. Catalonia to end mass antigen testing in schools next Monday. In English. Published February 2, 2022. Accessed April 30, 2023. [https://www.elnacional.cat/en/news/catalonia-to-end-mass-antigen-testing-in-schools-next-monday\\_705087\\_102.html](https://www.elnacional.cat/en/news/catalonia-to-end-mass-antigen-testing-in-schools-next-monday_705087_102.html)
  31. Pérez B. Las farmacias de Catalunya dejarán de hacer test a los alumnos desde el lunes. *elperiodico*. Published February 2, 2022. Accessed April 30, 2023. <https://www.elperiodico.com/es/sanidad/20220202/farmacias-catalunya-test-coronavirus-escuelas-13182431>
  32. Terrassa D de. Dimecres s'eliminen les quarentenes a l'escola. Diari de Terrassa. Published February 21, 2022. Accessed April 30, 2023. <https://www.diarideterrassa.com/terrassa/2022/02/21/acaben-les-quarenteneses-a-lescola/>

33. Vacunació infantil a Catalunya. Canal Salut. Accessed May 2, 2023. <http://canalsalut.gencat.cat/ca/salut-a-z/v/vacuna-covid-19/ciudadania/campanya-vacuna-cio/vacunacio-infantil/>
34. Austin PC, Lee DS, Fine JP. Introduction to the Analysis of Survival Data in the Presence of Competing Risks. *Circulation*. 2016;133(6):601-609. doi:10.1161/CIRCULATIONAHA.115.017719
35. Competing Risk Analysis. Columbia University Mailman School of Public Health. Published August 3, 2016. Accessed May 3, 2023. <https://www.publichealth.columbia.edu/research/population-health-methods/competing-risk-analysis>
36. Lau B, Cole SR, Gange SJ. Competing risk regression models for epidemiologic data. *Am J Epidemiol*. 2009;170(2):244-256. doi:10.1093/aje/kwp107
37. Domínguez-Berjón MF, Borrell C, Cano-Serral G, et al. Construcción de un índice de privación a partir de datos censales en grandes ciudades españolas: (Proyecto MEDEA). *Gac Sanit*. 2008;22(3):179-187.
38. Davis N, correspondent NDS. Rise in Covid cases in England as reinfections included for first time. *The Guardian*. <https://www.theguardian.com/world/2022/jan/31/spike-in-covid-cases-in-england-as-reinfections-included-for-first-time>. Published January 31, 2022. Accessed May 3, 2023.
39. C MK, Oral E, Straif-Bourgeois S, Rung AL, Peters ES. The effect of area deprivation on COVID-19 risk in Louisiana. *PLOS ONE*. 2020;15(12):e0243028. doi:10.1371/journal.pone.0243028
40. Lewis NM. Disparities in COVID-19 Incidence, Hospitalizations, and Testing, by Area-Level Deprivation — Utah, March 3–July 9, 2020. *MMWR Morb Mortal Wkly Rep*. 2020;69. doi:10.15585/mmwr.mm6938a4
41. Das A, Ghosh S, Das K, Basu T, Das M, Dutta I. Modeling the effect of area deprivation on COVID-19 incidences: a study of Chennai megacity, India. *Public Health*. 2020;185:266-269. doi:10.1016/j.puhe.2020.06.011
42. Meurisse M, Lajot A, Devleeschauwer B, et al. The association between area deprivation and COVID-19 incidence: a municipality-level spatio-temporal study in Belgium, 2020–2021. *Arch Public Health*. 2022;80(1):109. doi:10.1186/s13690-022-00856-9
43. Mateo-Urdiales A, Fabiani M, Rosano A, et al. Socioeconomic patterns and COVID-19 outcomes before, during and after the lockdown in Italy (2020). *Health Place*. 2021;71:102642. doi:10.1016/j.healthplace.2021.102642
44. Baena-Díez JM, Barroso M, Cordeiro-Coelho SI, Díaz JL, Grau M. Impact of COVID-19 outbreak by income: hitting hardest the most deprived. *J Public Health*. 2020;42(4):698-703. doi:10.1093/pubmed/fdaa136
45. Pini A, Stenbeck M, Galanis I, et al. Socioeconomic disparities associated with 29 common infectious diseases in Sweden, 2005-14: an individually matched case-control study. *Lancet Infect Dis*. 2019;19(2):165-176. doi:10.1016/S1473-3099(18)30485-7
46. Das A, Ghosh S, Das K, Basu T, Dutta I, Das M. Living environment matters: Unravelling the spatial clustering of COVID-19 hotspots in Kolkata megacity, India. *Sustain Cities Soc*. 2021;65:102577. doi:10.1016/j.scs.2020.102577
47. Torssander J, Almquist YB. Trajectories of economic, work- and health-related disadvantage and subsequent mortality risk: Findings from the 1953 Stockholm Birth Cohort. *Adv Life Course Res*. 2017;31:57-67. doi:10.1016/j.alcr.2016.10.002
48. McNamara CL, McKee M, Stuckler D. Precarious employment and health in the context of COVID-19: a rapid scoping umbrella review. *Eur J Public Health*. 2021;31(Suppl 4):iv40-iv49. doi:10.1093/eurpub/ckab159
49. Lachassinne E, de Pontual L, Caseris M, et al. SARS-CoV-2 transmission among children and staff in daycare centres during a nationwide lockdown in France: a cross-sectional, multicentre, seroprevalence study. *Lancet Child Adolesc Health*. 2021;5(4):256-264. doi:10.1016/S2352-4642(21)00024-9
50. Build Back Fairer: The COVID-19 Marmot Review - The Health Foundation. Accessed



November 22, 2022.

<https://www.health.org.uk/publications/build-back-fairer-the-covid-19-marmot-review>

51. Baraza M. Els tests als alumnes contacte d'un positiu no són obligatoris. *elperiodico*.

Published January 13, 2022. Accessed May 3, 2023.

<https://www.elperiodico.cat/ca/societat/20220113/test-antigens-escoles-no-obligatoris-salut-cataluna-13092582>

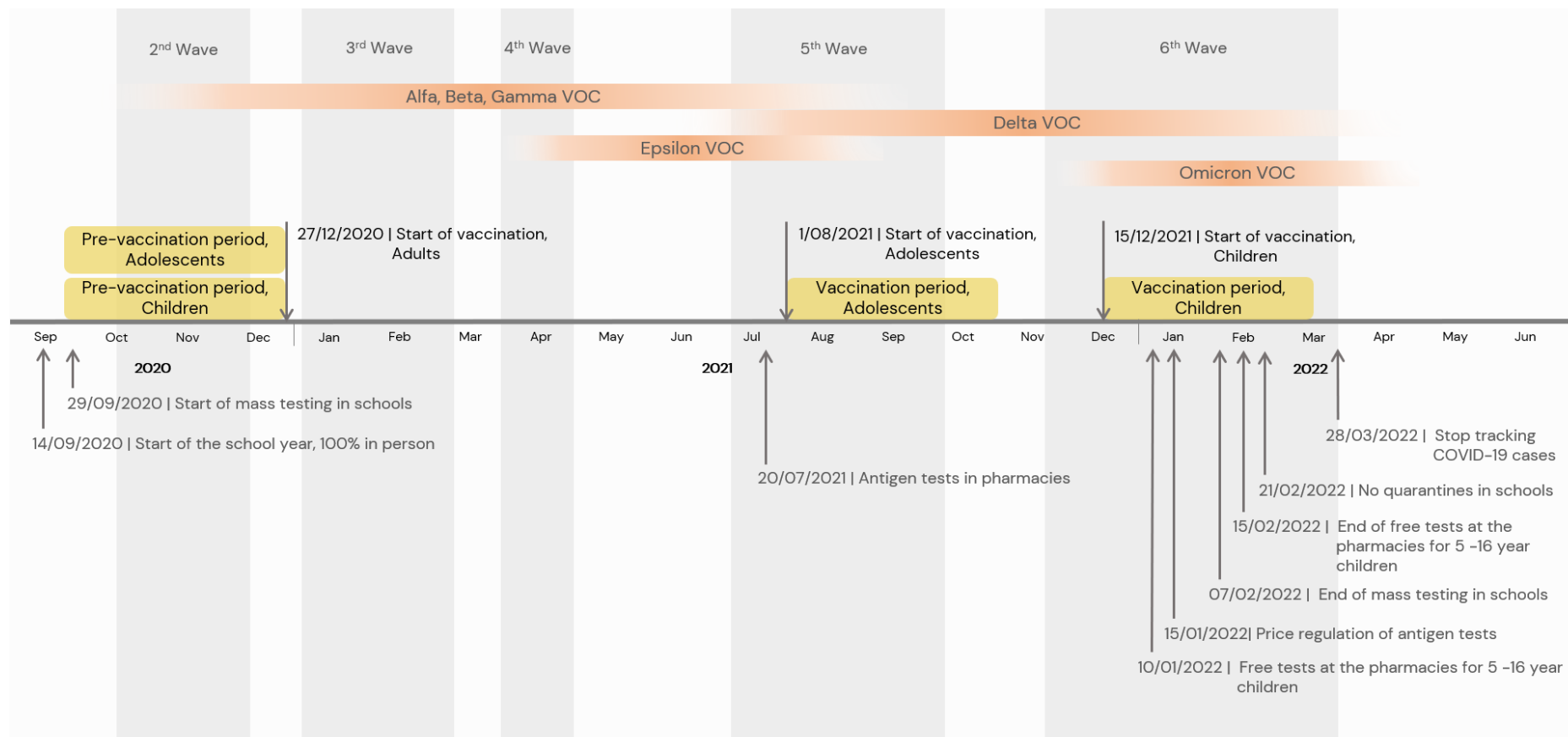
52. Murthy NC, Zell E, Fast HE, et al. Disparities in First Dose COVID-19 Vaccination Coverage among Children 5–11 Years of Age, United States. *Emerg Infect Dis*. 2022;28(5):986. doi:10.3201/eid2805.220166

53. Evolución de la vacunación frente a la covid de niños y adolescentes en España. Accessed November 21, 2022.

<https://vacunasaep.org/profesionales/noticias/covid-19-estado-vacunacion-ninos-y-adolescentes6-29abr2022>

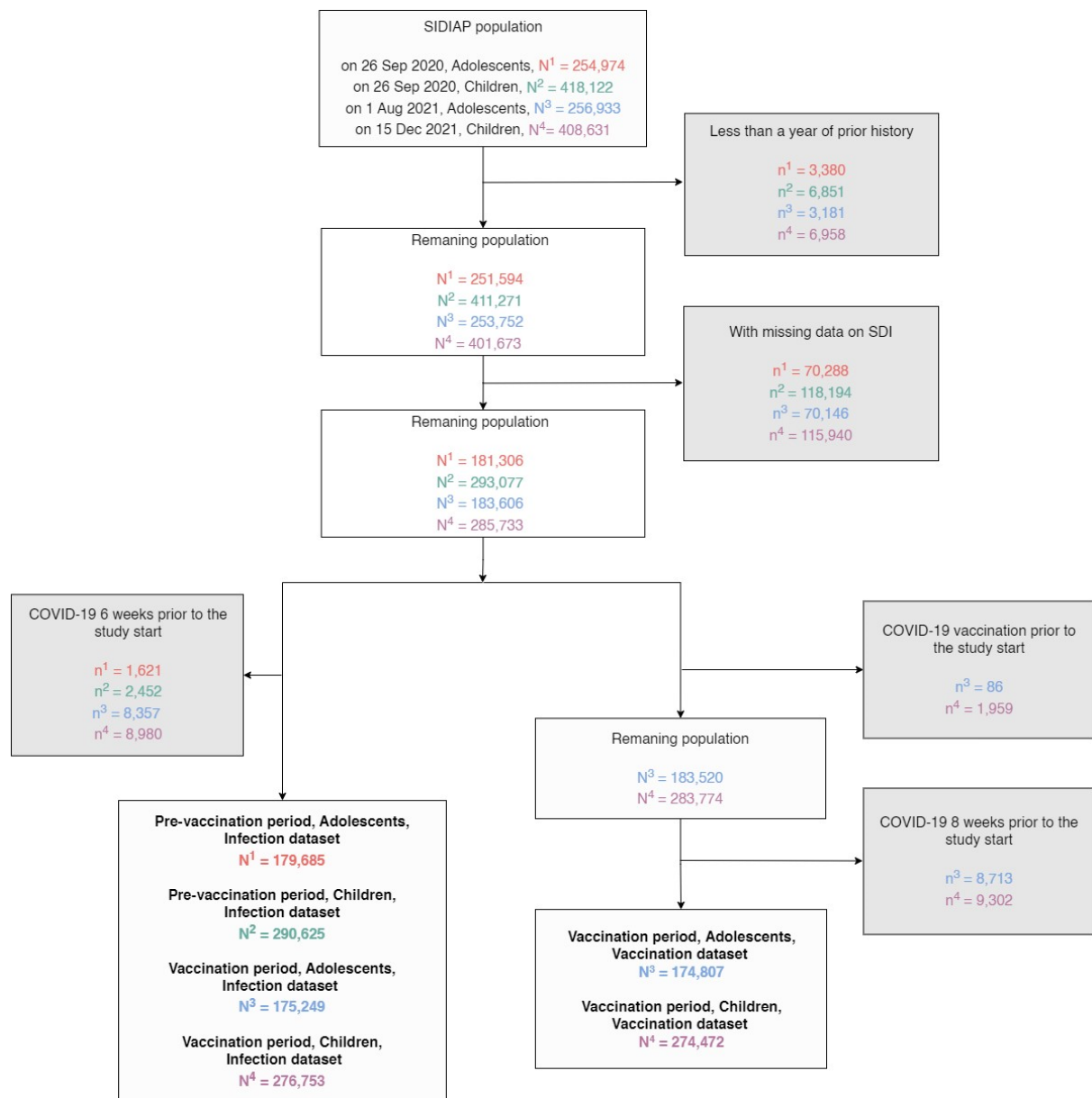
## FIGURES

**Figure 1. Timeline of the cohort studies**



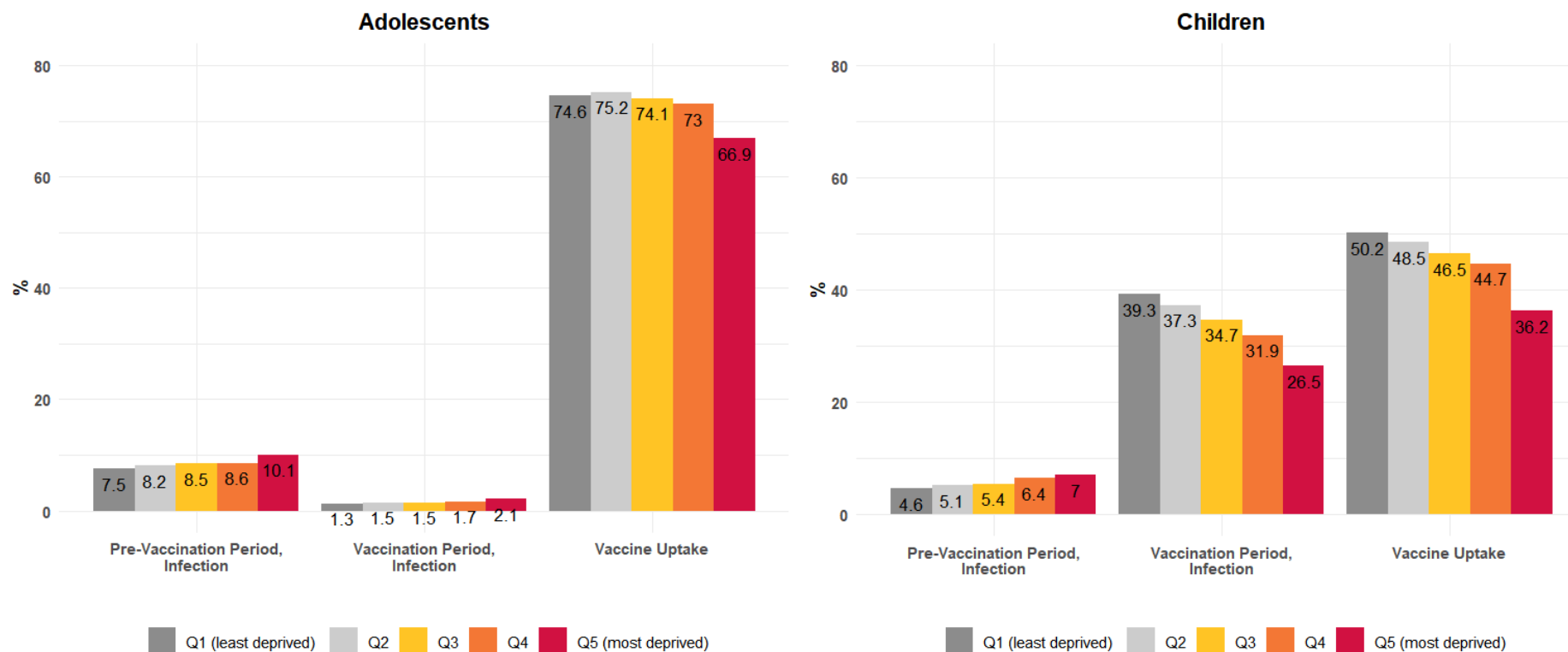
Abbreviations: VOC, Variant of Concern, COVID-19; Coronavirus Disease 2019

**Figure 2. Flowchart showing the inclusion and exclusion criteria for study population in analysis of socioeconomic inequalities in COVID-19 vaccination and infection in children and adolescents, Catalonia, Spain.**



Abbreviation: SDI, Socioeconomic Deprivation Index; SIDIAP, Information System for Research in Primary Care; COVID-19; Coronavirus Disease 2019

**Figure 3. Cumulative incidence of COVID-19 infection and vaccine uptake by age group and Socioeconomic Deprivation Index quintile, before and after the start of the vaccination rollout**

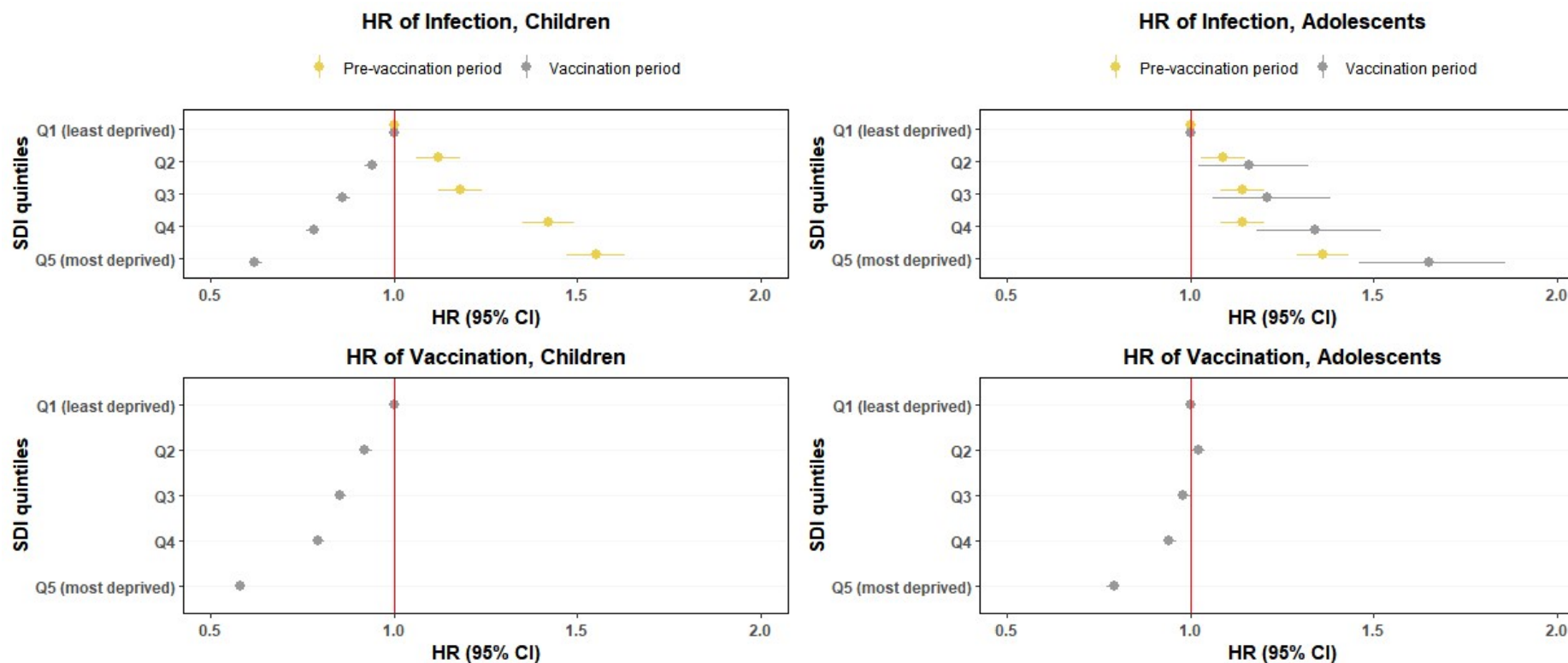


Quintiles listed from least deprived (Q1) to most deprived (Q5).

Pre-vaccination period (Sep 26 - Dec 26 2020), Vaccination period, adolescents (Aug 1 - Oct 1 2021), Vaccination period, children (15 Dec 2021 - 15 Mar 2022).

Abbreviations: SDI, Socioeconomic Deprivation Index.

**Figure 4. Hazard ratios of COVID-19 infection and vaccination 3 months before and 3 months after the start of the COVID-19 vaccination rollout by Socioeconomic Deprivation Index quintile.**



Quintiles listed from least deprived (Q1) to most deprived (Q5).

Pre-vaccination period (Sep 26 - Dec 26 2020), Vaccination period, adolescents (Aug 1 - Oct 1 2021), Vaccination period, children (15 Dec 2021 - 15 Mar 2022).

Bars indicate 95% CI, Dots indicate HR

Abbreviations: SDI, Socioeconomic Deprivation Index. HR, Hazard Ratio.

## TABLES

**Table 1. Baseline characteristics of study participants as of September 26, 2020.**

Characteristics	Children (5-11 years)	Adolescents (12-15 years)
<b>Total No.</b>	290625	179685
<b>Age (median [IQR])</b>	8.0 [6.0, 10.0]	13.0 [12.0, 14.0]
<b>Sex No. (%)</b>		
Female	141020 (48.5)	87243 (48.6)
Male	149605 (51.5)	92442 (51.4)
<b>Nationality No. (%)</b>		
Spain	250644 (86.2)	159824 (88.9)
Africa	12915 (4.4)	5247 (2.9)
Asia & Oceania	9492 (3.3)	5065 (2.8)
Central & South America	8802 (3.0)	4908 (2.7)
Eastern Europe	5487 (1.9)	3030 (1.7)
Europe & North America	3285 (1.1)	1611 (0.9)
<b>SDI quintile<sup>a</sup> No. (%)</b>		
Q1 (least deprived)	53140 (18.3)	34524 (19.2)
Q2	55703 (19.2)	35637 (19.8)
Q3	56850 (19.6)	35686 (19.9)
Q4	60099 (20.7)	35994 (20.0)
Q5 (most deprived)	64833 (22.3)	37844 (21.1)
<b>Previous COVID-19 Infection No. (%)</b>	1814 (0.6)	1039 (0.6)

<sup>a</sup>Quintiles listed from least deprived (Q1) to most deprived (Q5).

Abbreviations: IQR, interquartile range; SDI, Socioeconomic Deprivation Index.