

18

Abstract

19 *Aedes aegypti* spread pathogens affecting humans, including the dengue, Zika and yellow
20 fever viruses. Anthropogenic climate change is altering the spatial distribution of *Ae. aegypti*
21 and therefore the locations at risk of vector-borne disease. In addition to climate change,
22 natural climate variability, resulting from internal atmospheric processes and interactions
23 between climate system components (e.g. atmosphere-land, atmosphere-ocean) determines
24 climate outcomes. However, the combined effects of climate change and natural climate
25 variability on future *Ae. aegypti* spread have not been assessed fully. We developed an
26 ecological model in which *Ae. aegypti* population dynamics depend on climate variables
27 (temperature and rainfall). We used 100 projections from the Community Earth System
28 Model, a comprehensive climate model that simulates natural climate variability as well as
29 anthropogenic climate change, in combination with our ecological model to generate a range
30 of equally plausible scenarios describing the global distribution of suitable conditions for *Ae.*
31 *aegypti* up to 2100. Like other studies, we project the poleward expansion of *Ae. aegypti*
32 under climate change. However, the extent of spread varies considerably between projections,
33 each under the same Shared Socioeconomic Pathway scenario (SSP3-7.0). For example, by
34 2100, climatic conditions in London may be suitable for *Ae. aegypti* for between one and five
35 months in the year, depending on natural climate variability. Our results demonstrate that
36 natural climate variability yields different possible future *Ae. aegypti* spread scenarios. This
37 affects vector-borne disease risks, including the potential for some regions to experience
38 outbreaks earlier than expected under climate change alone.

39

Introduction

40 Climate-sensitive infectious diseases pose a substantial threat to public health.¹ Anticipating
41 the locations in which outbreaks are most likely to occur in future allows limited surveillance
42 resources to be deployed effectively.

43 Vector-borne diseases, and their vectors such as *Ae. aegypti*, are particularly sensitive to
44 climate variations.² Climate variables such as temperature and rainfall affect vector ecology,
45 including the vector lifespan,³ the probability of egg survival^{4,5} and the development time
46 from eggs to adults.⁶ Laboratory-based research has been complemented by observational
47 capture-release studies^{7,8} and modelling analyses,⁹⁻¹² demonstrating that the impacts of
48 climate on vector dynamics are substantial and complex. Projecting the effects of future
49 climate on vector-borne disease outbreaks therefore requires an improved understanding of
50 the relationship between climate and the ecology of vectors such as *Ae. aegypti*.

51 Mathematical models have been developed and applied to study the impact of anthropogenic
52 climate change on the spatial distribution of mosquitoes. These studies have considered
53 different future greenhouse gas concentration trajectories and variability in projections driven
54 by different climate models.^{13,14} However, these represent only two of the potential sources of
55 uncertainty in projections of future climate.¹⁵ In addition to anthropogenic climate change,
56 Earth's future climate trajectory will be strongly influenced by natural climate variability.

57 Natural (or internal) climate variability¹⁵⁻¹⁷ refers to those fluctuations in climate that occur
58 even if there are no changes in the radiative ("external") forcing of the planet. Quantitative
59 estimates of the role of natural climate variability relative to the forced anthropogenic climate
60 change signal can be obtained from an ensemble of projections generated by the same climate
61 model. Each simulation, subjected to the same external forcing but initiated from slightly
62 different initial states, will diverge due to the chaotic dynamics of the climate system. Despite

63 the importance of natural climate variability in projections of future climate, a thorough
64 investigation into the combined effects of anthropogenic climate change and natural climate
65 variability on vector ecological dynamics has not previously been undertaken.

66 Here, we address this and develop a mathematical modelling framework for projecting the
67 impacts of climate change and natural climate variability on the global distribution of suitable
68 climate conditions for *Ae. aegypti*. To do this, it is necessary to use a climate projection
69 model that can generate a large ensemble of forward climate projections. We consider 100
70 projections of global temperature and rainfall from the Community Earth System Model¹⁸⁻²⁰
71 (CESM), a primary climate simulation model in the USA. Each projection is run under the
72 same Shared Socioeconomic Pathway scenario (SSP3-7.0) but is initiated from a slightly
73 different initial state. Thus, the climate conditions at any future time can be thought of as a
74 random sample from the CESM projections at that time.

75 We use the CESM projections as inputs to an ecological model in which *Ae. aegypti*
76 population dynamics depend on temperature and rainfall. We investigate the regions that
77 might be expected to experience an expansion in suitable conditions for *Ae. aegypti* over the
78 remainder of the 21st century. We explore the impact of natural climate variability by
79 assessing the variation in the number of months that are suitable for *Ae. aegypti* each year
80 between different climate projections. This research represents the first detailed study of the
81 combined effects of climate change and natural climate variability on the temporal and global
82 spatial distribution of environmental suitability for *Ae. aegypti*, with implications for future
83 vector-borne disease outbreak risks.

84 **Methods**

85 **Climate projections**

86 Climate data were obtained from the CESM version 2 Large Ensemble Community Project
87 (LENS2).²⁰ The dataset consists of 100 equally plausible climate simulations run from 1850
88 to 2100, with a range of different oceanic and atmospheric initial states between simulations.
89 The projected impact of the externally forced anthropogenic climate change signal can be
90 obtained by averaging over all 100 of the climate simulations. Real-world climate dynamics
91 are far less smooth than this ensemble mean (Fig S1), illustrating the need to consider natural
92 climate variability in addition to anthropogenic climate change when inferring the effects of
93 future climate on *Ae. aegypti* populations.

94 CESM projections assume that socioeconomic changes up to the year 2100 occur under the
95 Shared Socioeconomic Pathway 3 (SSP3-7.0) scenario. The CESM LENS2 dataset provides
96 the values of projected climate variables across a global grid consisting of 192 latitude and
97 288 longitude values. In our main analyses, we consider the average temperature and rainfall
98 each month in each location and each CESM simulation individually in the period from 2020
99 to 2100. Since the parameters of the ecological model (see below) depend on daily rainfall
100 rather than monthly rainfall, we then convert the average monthly rainfall to its
101 corresponding daily value.

102 **Ecological model**

103 Temporal *Ae. aegypti* dynamics in each location are modelled using a compartmental,
104 ordinary differential equation model. Members of the *Ae. aegypti* population are divided
105 according to their life cycle stage: eggs, aquatic (larvae or pupae) and adults (Fig 1A). Each

106 model parameter, including the rates at which vectors move between these stages, is assumed
107 to depend on either temperature or rainfall.

108 To infer the relationship between temperature and each temperature-dependent model
109 parameter, we use the modelling framework of Mordecai *et al.*²¹ In brief, a general functional
110 form of the relationship between temperature and each model parameter is assumed. We fit
111 the precise temperature-dependent response to data from that study using Markov chain
112 Monte Carlo (MCMC). As an example, the dependence of the egg hatching rate (the rate at
113 which eggs hatch and enter the aquatic stage) on temperature is shown in Fig 1B. Since we
114 adopt a Bayesian approach, we obtain a range of plausible temperature-dependent responses
115 for each parameter (corresponding to different steps of the MCMC chain). In Fig 1B, the
116 median egg hatching rate at each temperature value is shown in red, with the shaded area
117 representing the 95% credible interval (CrI). Further details about the ecological model are
118 given in the Supplementary Material. Results from the model fitting procedure are shown in
119 Figs S2-S6 and Tables S1 and S2, with responses analogous to Fig 1B but for all temperature-
120 dependent model parameters shown in Fig S6A-D.

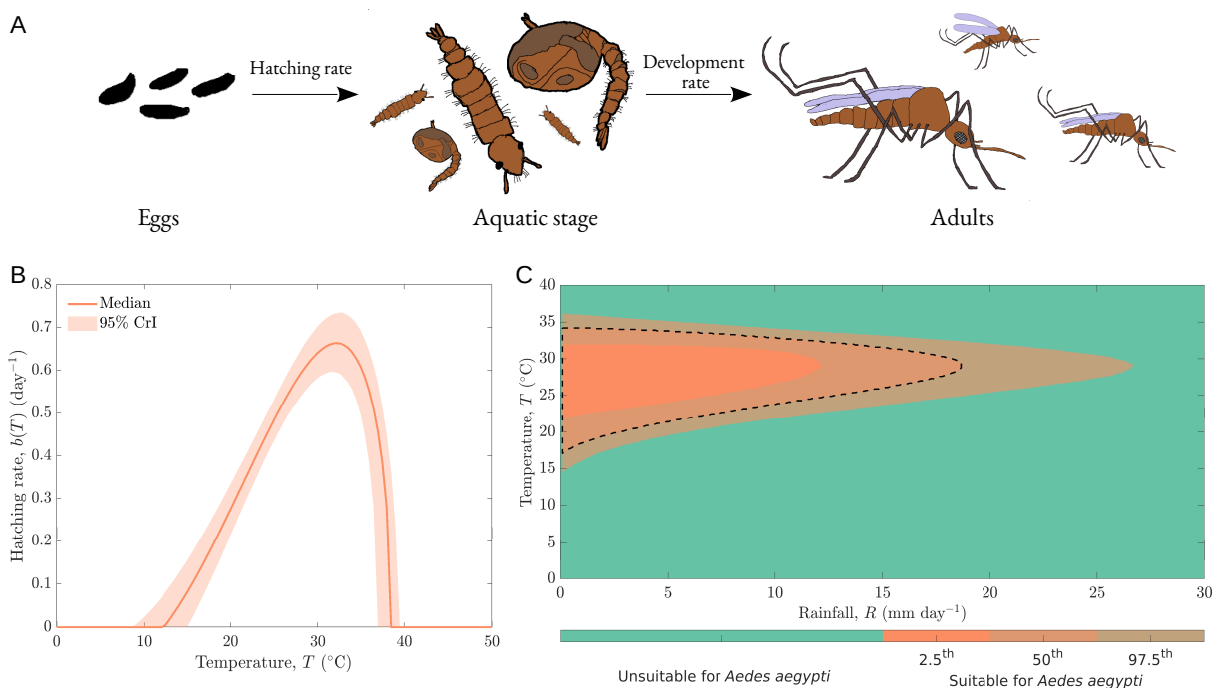
121 Two model parameters are assumed to depend on rainfall. The aquatic stage carrying capacity
122 is assumed to increase with higher rainfall. In contrast, survival of aquatic stage individuals
123 decreases with higher rainfall, as larvae may be washed away. Relationships between rainfall
124 and these model parameters are derived from first principles using a mechanistic approach
125 (Supplementary Material and Fig S6E,F).

126 **Results**

127 **Ecological niche**

128 To begin to understand the impact of temperature and rainfall on *Ae. aegypti* survivability, we
129 first considered the combinations of temperature-rainfall values at which the ecological

130 model predicts *Ae. aegypti* can survive (the ecological niche). Specifically, we calculated the
131 equilibrium population size of the ecological model at each possible temperature-rainfall
132 combination, and indicated the values at which the equilibrium population size is greater than
133 zero so that an *Ae. aegypti* population can be supported (Fig 1C). Uncertainty in the precise
134 dependence of model parameter values on climate variables (shaded region in Fig 1B) leads
135 to uncertainty in the boundary of the ecological niche (different shades of orange in Fig 1C).
136



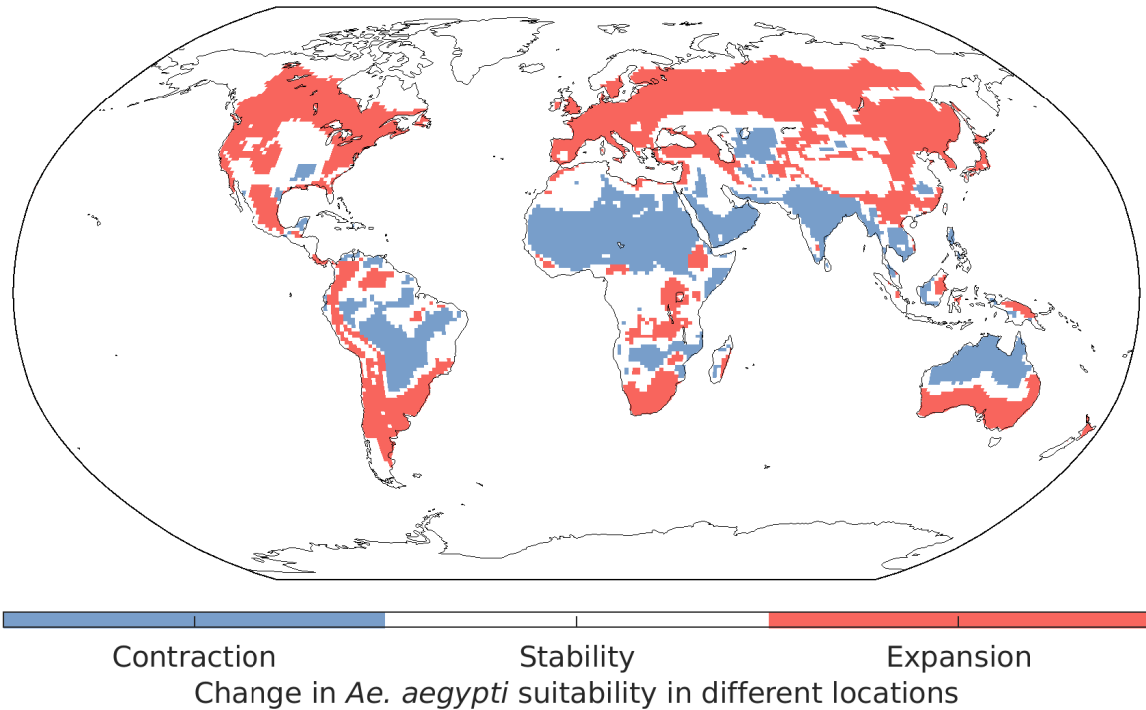
137

138 **Figure 1. The climate-sensitive model of *Ae. aegypti* population dynamics.** A. Schematic illustrating the life
139 cycle of *Ae. aegypti*; each stage is represented by a different compartment in the ecological model. B. Ecological
140 parameters are assumed to depend on either temperature or rainfall. Here, the dependence of the *Ae. aegypti* egg
141 hatching rate on temperature is shown, estimated using data from a previous study²¹ (median estimate – red;
142 95% credible interval (CrI) – shaded region). C. The ecological niche, describing temperature-rainfall values at
143 which an *Ae. aegypti* population can be sustained (orange), as derived from the ecological model. Uncertainty in
144 the ecological niche is represented by different shades of orange (representing the 2.5th, 50th and 97.5th percentile
145 estimates) and arises due to uncertainty in the parameter estimates of the ecological model. The black dotted line
146 indicates the outline of the median ecological niche.

147 In our main analyses, we assume that the ecological niche is characterised by its median
148 estimate (black dotted line in Fig 1C). We also validated the derived ecological niche using
149 data from countries with endemic *Ae. aegypti* populations and locations of dengue outbreaks
150 (Fig S7).

151 Future climate suitability for *Ae. aegypti*

152 For each CESM projection and location, we calculated the number of months per year in
153 which climate conditions are projected to be suitable for *Ae. aegypti* survival according to the
154 ecological niche. To check that our model generates results that are consistent with current
155 real-world *Ae. aegypti* observations, we compared the predicted number of months that are
156 suitable for *Ae. aegypti* in different geographical locations globally in 2020 (on average
157 across the CESM simulations) against the locations that are known to have *Ae. aegypti*
158 populations (Fig S8). We then computed the mean change (across the CESM simulations) in
159 the number of months that are projected to be suitable for *Ae. aegypti* survival between 2020
160 and 2100. We identified the locations that are expected to experience suitable conditions for
161 *Ae. aegypti* for more months of the year in 2100 compared with 2020 (Fig 2 – red). Similarly,
162 we identified the locations that are expected to experience suitable conditions for *Ae. aegypti*
163 for fewer months of the year in 2100 compared with 2020 (Fig 2 – blue). In general, under
164 the assumed ecological model, a poleward expansion of *Ae. aegypti* is expected to occur
165 during the 21st century.



166

167

168

169

170

171

172

173

174

175

176

177

178

179

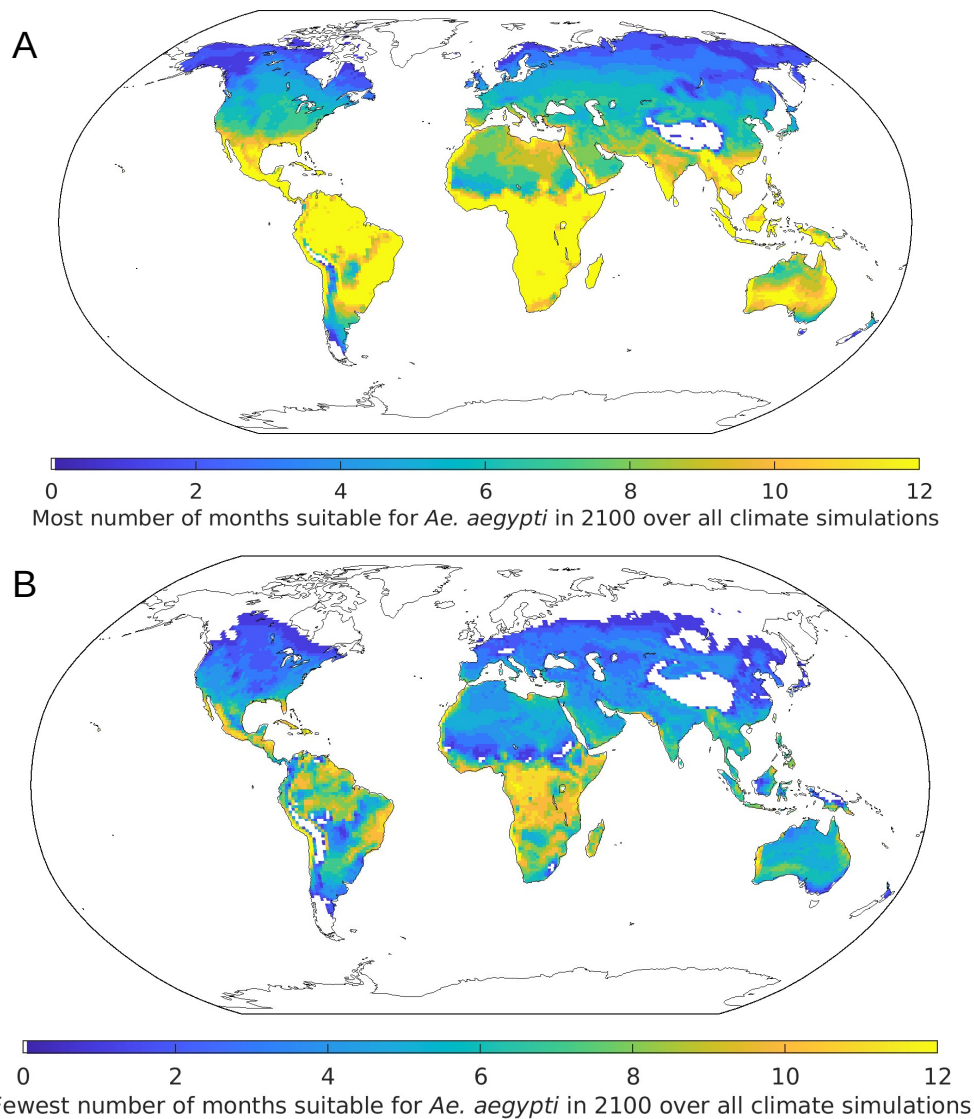
180

Figure 2. Locations that are expected to see an increase or decrease in the suitability of climatic conditions for *Ae. aegypti*. Locations in which the number of months that are suitable for *Ae. aegypti* increases by more than one in 2100 compared with 2020 are shown in red. Locations with a corresponding decrease are shown in blue. These results were obtained by first calculating the change in the number of suitable months for each CESM projection individually, and then averaging across all projections.

However, future *Ae. aegypti* dynamics depend on natural climate variability, as characterised by the wide range of climate outcomes in the CESM simulations. In each location, we therefore considered the variability in the number of months each year in which climate conditions are projected to be suitable for *Ae. aegypti* survival between CESM projections. In Fig 3A, the maximum number of months (across the CESM projections) that are projected to be suitable for *Ae. aegypti* survival in each location in the year 2100 is shown, with the equivalent minimum number of months depicted in Fig 3B (analogous results for the year 2060 are shown in Fig S9). While Figs 3A and 3B are not representative of any individual

181 CESM projection, they demonstrate the wide variation in projected *Ae. aegypti* suitability in
182 each location between different CESM projections (see also Fig S10).

183 This highlights the importance of natural climate variability, particularly in geographical
184 locations in which there is a substantial difference between the values shown in Fig 3A and
185 Fig 3B. As an example, in London (in the United Kingdom), where *Ae. aegypti* do not
186 currently inhabit, the number of months suitable for *Ae. aegypti* survival in 2100 could be
187 between one (Fig 3B) and five (Fig 3A) months, depending on natural climate variability. In
188 contrast, if anthropogenic climate change alone is considered (i.e., the mean of the CESM
189 simulations is used to infer future climate suitability for *Ae. aegypti*), then our model projects
190 that four months will be suitable for *Ae. aegypti* in the year 2100. Similarly, in Cape Town
191 (South Africa), the number of months suitable for *Ae. aegypti* survival in 2100 could be
192 between six (Fig 3B) and 11 (Fig 3A) months, compared with eight months based on a
193 projection that does not account for natural climate variability.



194

195 **Figure 3. The impact of natural climate variability on future suitability for *Ae. aegypti* in different**
196 **locations. A.** The maximum number of months that are projected to be suitable for *Ae. aegypti* in the year 2100.
197 **B.** The minimum number of months that are projected to be suitable for *Ae. aegypti* in the year 2100. In both
198 panels, for each latitude-longitude value, the CESM projection corresponding to the most (panel A) or fewest
199 (panel B) number of months that are suitable for *Ae. aegypti* in the year 2100 is chosen.

200

201

Discussion

202 Vector-borne pathogens, such as the dengue, Zika and yellow fever viruses, are responsible
203 for over 700,000 deaths each year²² and have particularly devastating effects on populations

204 in low- and middle-income countries. Understanding the future threat to planetary public
205 health posed by these pathogens requires changes in the spatial distribution of their vectors to
206 be projected.

207 In this study, we have constructed a climate-sensitive ecological modelling framework that
208 describes how *Ae. aegypti* populations change as climate variables (temperature and rainfall)
209 vary. We used this model to derive an ecological niche determining the conditions under
210 which self-sustaining *Ae. aegypti* populations are possible (Fig 1C). Using climate
211 projections from the CESM covering the period from 2020-2100, we then projected the
212 locations that will be suitable for *Ae. aegypti* throughout the 21st century and inferred the
213 locations in which suitability for *Ae. aegypti* is expected to change (Fig 2). We also
214 considered the sensitivity of this result to the precise shape of the ecological niche by
215 considering different assumptions about the relationship between rainfall and the rate at
216 which aquatic stage individuals are washed away (Figs S11-S12). In each case that we
217 considered, and similarly to previous modelling studies,¹⁰ we found that a poleward migration
218 of *Ae. aegypti* is expected.

219 However, a key difference between our study and previous analyses is that, owing to using a
220 large ensemble of 100 climate projections from the CESM, we were able to conduct a
221 thorough investigation into the impact of natural climate variability on projections of the
222 global spatial distribution of *Ae. aegypti*. Natural climate variability arises due to internal
223 atmospheric processes and interactions between different components of the climate system
224 (i.e., atmospheric, oceanic, land and cryospheric processes and their coupled interactions). It
225 is well-studied by climate scientists and is known to be as important as anthropogenic climate
226 change in shaping Earth's future climate trajectory, especially regionally and even over many
227 decades.^{15,23} Only one previous study has considered natural climate variability in the context

228 of future *Ae. aegypti* dynamics,²⁴ but only a small number of climate model projections were
229 available for use in that research, meaning that the full effect of natural climate variability on
230 future environmental suitability for *Ae. aegypti* had not been properly assessed.

231 We found that natural climate variability has a substantial effect on the suitability of different
232 locations to harbour *Ae. aegypti* in the future (Fig 3). When estimates are constructed
233 accounting for anthropogenic climate change but neglecting natural climate variability, the
234 wide variation in possible climatic conditions in different locations in future years is ignored.
235 This is important, particularly as some locations may be more suitable for *Ae. aegypti* in
236 future due to the combination of anthropogenic climate change and natural climate variability.
237 As a result, outbreaks of vector-borne disease may occur in some places earlier than expected
238 under anthropogenic climate change alone.

239 Previous research has involved projecting the locations of pathogen vectors under a changing
240 climate (without natural climate variability) and considering the impacts of climate change on
241 epidemiological parameters. For example, Kraemer *et al.*²⁵ developed a machine learning
242 model to predict the current spatial distributions of both *Ae. aegypti* and *Ae. albopictus* and
243 then used it to project future changes in those distributions accounting for climate change,
244 urbanisation and increased connectivity between locations.¹³ Mordecai *et al.*²¹ and Ryan *et*
245 *al.*¹⁰ considered models in which the basic reproduction number (R_0) of *Aedes*-borne viruses
246 is assumed to depend on temperature, and projected the future temperature suitability of
247 locations in the Americas and globally for pathogen transmission. Parham and Michael²⁶
248 developed a similar model for malaria in which R_0 depends on temperature and rainfall, but
249 did not use it to make global predictions. Other research includes the development of the
250 metric Index P, which has been used to estimate the suitability of climate conditions for
251 transmission of pathogens including the dengue^{27,28} and West Nile^{29,30} viruses. While these

252 and other similar studies have provided valuable insights into the effects of climate change on
253 vector ecology and the potential for disease outbreaks, they did not consider natural climate
254 variability.

255 Like any quantitative analysis, our modelling study involved some assumptions and
256 simplifications. Our main goal was to investigate whether natural climate variability affects
257 projections of future vector dynamics rather than to make precise quantitative predictions.
258 Consequently, additional details should be included in the model if it is used to guide vector
259 or pathogen surveillance programmes. For example, the presence of *Ae. aegypti* does not only
260 depend on climate suitability, but also on a range of factors including human behaviour.
261 Future iterations of our modelling framework could account for changing human population
262 sizes, geographical heterogeneity in socioeconomic development^{14,31} and/or methods of water
263 storage in different locations (water storage containers act as breeding sites for *Ae. aegypti*).³²
264 We chose to study *Ae. aegypti* here as it is the primary vector of a range of pathogens.³³
265 However, pathogens can be spread by multiple vectors, and so our framework could be
266 extended to other *Aedes* species (such as *Ae. albopictus*, which transmits pathogens and are
267 known to be particularly invasive) or non-*Aedes* vectors.

268 While our model projections indicate that *Ae. aegypti* are likely to spread to new locations,
269 we also note that climate conditions in some places are projected to become less suitable for
270 *Ae. aegypti* during the 21st century (Fig 2). We urge against interpreting this result to mean
271 that the situation will become “better” in those locations. First, our model did not include the
272 possibility that the vectors might adapt to allow survival in these adverse climate
273 conditions,³⁴ which may be particularly relevant over the long timescale that we are
274 considering. Second, we note that if climate conditions become unsuitable for *Ae. aegypti*, for

275 example due to temperatures becoming too hot, then a range of other problems will arise,
276 including increased drought, storm severity, food insecurity and population displacement.

277 Despite these simplifications, we have demonstrated that the future spatial distribution of
278 vectors of globally important pathogens depends not only on anthropogenic climate change
279 but on the combined effects of climate change and natural climate variability. It is important
280 that future projections of climate-sensitive ecological and epidemiological systems consider
281 natural climate variability. During the 21st century, vectors and the pathogens that they
282 transmit will undoubtedly spread to new locations due to climate shifts. Careful climate
283 monitoring and rigorous surveillance for vectors and vector-borne pathogens is essential.
284 Surveillance strategies should be informed by the wide range of possible future climate
285 scenarios, accounting for all potential sources of variability. This will allow more resilient
286 public health infrastructure to be built than considering a single possible climate future alone.
287 This is of clear importance for planetary public health.

288

289 **COMPETING INTERESTS**

290 We have no competing interests.

291 **AUTHORS' CONTRIBUTIONS**

292 ARK – formal analysis, investigation, software, validation, writing – original draft, writing –
293 review and editing.

294 UO – methodology, writing – review and editing.

295 LS – methodology, investigation, writing – review and editing.

296 JWH – conceptualization, methodology, writing – review and editing.

297 MJT – supervision, writing – review and editing.

298 RNT – conceptualization, methodology, project administration, supervision, writing –
299 original draft, writing – review and editing.

300 **ACKNOWLEDGEMENTS**

301 Thanks to members of the Zeeman Institute for Systems Biology and Infectious Disease
302 Epidemiology Research at the University of Warwick, and the Wolfson Centre for
303 Mathematical Biology at the University of Oxford, for useful discussions about this research.

304 **DATA SHARING**

305 All data generated or analysed during this study, including computing code for reproducing
306 our results, are available at:

307 www.github.com/KayeARK/Climate_Change_NCV_Ae_Aegypti

308

309 **References**

- 310 1 Ryan SJ, Lippi CA, Caplan T, *et al.* The current landscape of software tools for the
311 climate-sensitive infectious disease modelling community. *Lancet Planet Health* 2023; **7**:
312 e527–36.
- 313 2 Mordecai EA, Caldwell JM, Grossman MK, *et al.* Thermal biology of mosquito-borne
314 disease. *Ecol Lett* 2019; **22**: 1690–708.
- 315 3 Yang HM, Macoris MLG, Galvani KC, Andrighetti MTM, Wanderley DMV. Assessing the
316 effects of temperature on the population of *Aedes aegypti*, the vector of dengue. *Epidemiol*
317 *Infect* 2009; **137**: 1188–202.
- 318 4 Tesla B, Demakovskiy LR, Mordecai EA, *et al.* Temperature drives Zika virus
319 transmission: Evidence from empirical and mathematical models. *Proc R Soc B Biol Sci*
320 2018; **285**: 20180795.
- 321 5 Juliano SA, O’Meara GF, Morrill JR, Cutwa MM. Desiccation and thermal tolerance of
322 eggs and the coexistence of competing mosquitoes. *Oecologia* 2002; **130**: 458–69.
- 323 6 Alto BW, Juliano SA. Precipitation and temperature effects on populations of *Aedes*
324 *albopictus* (Diptera: Culicidae): implications for range expansion. *J Med Entomol* 2001;
325 **38**: 646–56.

- 326 7 Gouagna LC, Dehecq JS, Fontenille D, Dumont Y, Boyer S. Seasonal variation in size
327 estimates of *Aedes albopictus* population based on standard mark-release-recapture
328 experiments in an urban area on Reunion Island. *Acta Trop* 2015; **143**: 89–96.
- 329 8 Guerra CA, Reiner RC, Perkins TA, *et al.* A global assembly of adult female mosquito
330 mark-release-recapture data to inform the control of mosquito-borne pathogens. *Parasit*
331 *Vectors* 2014; **7**: 276–276.
- 332 9 Yang B, Borgert BA, Alto BW, *et al.* Modelling distributions of *Aedes aegypti* and *Aedes*
333 *albopictus* using climate, host density and interspecies competition. *PLoS Negl Trop Dis*
334 2021; **15**: e0009063.
- 335 10 Ryan SJ, Carlson CJ, Mordecai EA, Johnson LR. Global expansion and redistribution of
336 *Aedes*-borne virus transmission risk with climate change. *PLoS Negl Trop Dis* 2018; **13**:
337 e0007213.
- 338 11 Brady OJ, Johansson MA, Guerra CA, *et al.* Modelling adult *Aedes aegypti* and *Aedes*
339 *albopictus* survival at different temperatures in laboratory and field settings. *Parasit*
340 *Vectors* 2013; **6**: 351–351.
- 341 12 Mordecai EA, Paaijmans KP, Johnson LR, *et al.* Optimal temperature for malaria
342 transmission is dramatically lower than previously predicted. *Ecol Lett* 2013; **16**: 22–30.
- 343 13 Kraemer MUG, Reiner RC, Brady OJ, *et al.* Past and future spread of the arbovirus vectors
344 *Aedes aegypti* and *Aedes albopictus*. *Nat Microbiol* 2019; **4**: 854–854.
- 345 14 Liu-Helmersson J, Brännström Å, Sewe MO, Semenza JC, Rocklöv J. Estimating past,
346 present, and future trends in the global distribution and abundance of the arbovirus vector
347 *Aedes aegypti* under climate change scenarios. *Front Public Health* 2019; **7**: 148.
- 348 15 Hawkins E, Sutton R. The potential to narrow uncertainty in regional climate predictions.
349 *Bull Am Meteorol Soc* 2009; **90**: 1095–108.
- 350 16 Deser C, Hurrell JW, Phillips AS. The role of the North Atlantic Oscillation in European
351 climate projections. *Clim Dyn* 2017; **49**: 3141–57.
- 352 17 Ricke KL, Caldeira K. Natural climate variability and future climate policy. *Nat Clim*
353 *Change* 2014; **4**: 333–8.
- 354 18 Hurrell JW, Holland MM, Gent PR, *et al.* The Community Earth System Model: A
355 framework for collaborative research. *Bull Am Meteorol Soc* 2013; **94**: 1339–60.
- 356 19 Danabasoglu G, Lamarque J -F., Bacmeister J, *et al.* The Community Earth System Model
357 Version 2 (CESM2). *J Adv Model Earth Syst* 2020; **12**: e2019MS001916.
- 358 20 Rodgers KB, Lee S-S, Rosenbloom N, *et al.* Ubiquity of human-induced changes in
359 climate variability. *Earth Syst Dyn* 2021; **12**: 1393–411.
- 360 21 Mordecai EA, Cohen JM, Evans MV, *et al.* Detecting the impact of temperature on
361 transmission of Zika, dengue, and chikungunya using mechanistic models. *PLoS Negl Trop*
362 *Dis* 2017; **27**: e0005568.

- 363 22 World Health Organization. Fact sheet: Vector-borne diseases. 2020 [www.who.int/news-](http://www.who.int/news-room/fact-sheets/detail/vector-borne-diseases)
364 [room/fact-sheets/detail/vector-borne-diseases](http://www.who.int/news-room/fact-sheets/detail/vector-borne-diseases).
- 365 23 Rondeau-Genesse G, Braun M. Impact of internal variability on climate change for the
366 upcoming decades: analysis of the CanESM2-LE and CESM-LE large ensembles. *Clim*
367 *Change* 2019; **156**: 299–314.
- 368 24 Monaghan AJ, Sampson KM, Steinhoff DF, *et al.* The potential impacts of 21st century
369 climatic and population changes on human exposure to the virus vector mosquito *Aedes*
370 *aegypti*. *Clim Change* 2018; **146**: 487–500.
- 371 25 Kraemer MUG, Sinka ME, Duda KA, *et al.* The global distribution of the arbovirus
372 vectors *Aedes aegypti* and *Ae. albopictus*. *eLife* 2015; **4**: e08347–e08347.
- 373 26 Parham PE, Michael E. Modeling the effects of weather and climate change on malaria
374 transmission. *Environ Health Perspect* 2010; **118**: 620–6.
- 375 27 Obolski U, Perez PN, Villabona-Arenas CJ, Thézé J, Faria NR, Lourenço J. MVSE: An R-
376 package that estimates a climate-driven mosquito-borne viral suitability index. *Methods*
377 *Ecol Evol* 2019; **10**: 1357–70.
- 378 28 Nakase T, Giovanetti M, Obolski U, Lourenço J. Global transmission suitability maps for
379 dengue virus transmitted by *Aedes aegypti* from 1981 to 2019. *Sci Data* 2023; **10**: 275.
- 380 29 Lourenço J, Thompson RN, Thézé J, Obolski U. Characterising West Nile virus
381 epidemiology in Israel using a transmission suitability index. *Eurosurveillance* 2020; **25**:
382 1900629.
- 383 30 Lourenço J, Barros SC, Zé-Zé L, *et al.* West Nile virus transmission potential in Portugal.
384 *Commun Biol* 2022; **5**: 6.
- 385 31 Messina JP, Brady OJ, Golding N, *et al.* The current and future global distribution and
386 population at risk of dengue. *Nat Microbiol* 2019; **4**: 1508–15.
- 387 32 Koenraadt CJM, Tuiten W, Sithiprasasna R, Kijchalao U, Jones JW, Scott TW. Dengue
388 knowledge and practices and their impact on *Aedes aegypti* populations in Kamphaeng
389 Phet, Thailand. *Am J Trop Med Hyg* 2006; **74**: 692–700.
- 390 33 Souza-Neto JA, Powell JR, Bonizzoni M. *Aedes aegypti* vector competence studies: A
391 review. *Infect Genet Evol* 2019; **67**: 191–209.
- 392 34 Couper LI, Farner JE, Caldwell JM, *et al.* How will mosquitoes adapt to climate warming?
393 *eLife* 2021; **10**: e69630.
- 394