

First-Time Prescribing of GLP-1 Receptor Agonists from 2018-2023: A Descriptive Analysis

Patricia J Rodriguez, PhD, MPH¹, Samuel Gratzl, PhD¹, Brianna M Goodwin Cartwright, MS¹, Rajdeep Brar, MD¹, Ty J Gluckman, MD², and Nicholas L Stucky, MD, PhD^{1,3}

¹Truveta, Inc, Bellevue, WA

²Center for Cardiovascular Analytics, Research and Data Science (CARDS), Providence Heart Institute, Providence St Joseph Health, Portland, OR

³Providence St Joseph Health, Portland, OR

*nicholass@truveta.com

Corresponding author:

Dr Nicholas Stucky

Truveta, Inc

1745 114th Ave SE, Bellevue, WA 98004

Email: nicholass@truveta.com

Keywords: glucagon-like peptide 1 receptor agonists, anti-obesity medication, ant-diabetic medication, real-world data

Abstract

Aims

Limited recent data exist on prescribing patterns and patient characteristics for glucagon-like peptide 1 receptor agonists (GLP-1 RAs), an important drug class for patients with type 2 diabetes mellitus (T2D) and/or overweight or obesity. We describe trends in first-time prescribing of GLP-1 RAs.

Materials and Methods

Using aggregated US electronic health record data, we identified first-time prescriptions of GLP-1 RAs between January 2018 and June 2023 for adults receiving regular care. We describe prescribing volumes stratified by patient characteristics, specific drug, and FDA-labelled indication. The 5.5-year analysis period was divided into six-month periods.

Results

In total, 274,562 patients were newly prescribed a GLP-1 RA, with a significant increase over time (January to June, 2018: 9,642 versus 2023: 66,569; $p < 0.001$). Overall, 181,860 (66.2%) patients had T2D and 229,715 (83.7%) had obesity or overweight. The proportion with T2D decreased over time (January through June, 2018: 84.1% versus 2023: 49%; $p < 0.001$), while the proportion with overweight or obesity increased (January through June, 2018: 75.9% versus 2023: 90.7%; $p < .001$). Of prescriptions with a known FDA-labelled indication (74.2%), 87% were labelled for T2D and 13% were labelled for overweight or obesity. Patients first prescribed a GLP-1 RA labelled for T2D were 59.1% female with a mean (SD) age of 58.6 (13) years, while those prescribed a GLP-1 RA labelled for overweight or obesity were 82.9% female, with a mean (SD) age of 48.2 (12.2) years.

Conclusions

We observed an increase in first-time prescribing of GLP-1 RAs overall, and a shift away from a predominately T2D population.

1 Introduction

2 Obesity and type 2 diabetes mellitus (T2D) are interconnected epidemics with a high prevalence as
3 well as individual and combined negative impacts on health [1, 2]. Glucagon-like peptide-1 recep-
4 tor agonists (GLP-1 RAs), have been shown to improve glycemic control and cardiovascular
5 outcomes in patients with T2D and as such represent a key medication class for this population
6 [3–6]. Some GLP-1 RAs have additionally demonstrated significant weight loss in patients with and
7 without T2D [7–11]. Interest in GLP-1 RAs for weight loss has recently accelerated [12, 13], and
8 both increased demand and supply chain disruptions are thought to have contributed to widespread
9 shortages of certain GLP-1 RAs over the last year [14, 15].

10 Limited clinical data exists on first-time prescribing volumes of GLP-1 RAs over time, segmented
11 by patient characteristics, specific drug, and FDA-labelled use. Accordingly, we used near real-time,
12 aggregated electronic health record (EHR) data from a group of US healthcare systems to describe
13 first-time prescribing of GLP-1 RA medications from January 2018 to June 2023. Importantly, our
14 analysis also includes the dual GLP-1 RA/gastric inhibitory polypeptide (GIP) receptor agonist,
15 tirzepatide.

16 Materials and Methods

17 Data

18 We evaluated first-time prescribing of GLP-1 RAs between January 2018 and June 2023 using a
19 subset of Truveta Data. Truveta provides access to continuously updated and linked EHR from
20 a collective of US health systems to enable health services and comparative effectiveness research.
21 Updated data are provided daily to Truveta. Data are normalized into a common data model
22 through syntactic and semantic normalization. The data are then de-identified by expert determi-
23 nation under the HIPAA Privacy Rule. Once de-identified, the data are available for analysis in R
24 or Python using Truveta Studio. Only data available for the full study period were included.

25 Population

26 We sought to capture all first-time GLP-1 RA prescribing among patients with an encounter at
27 a Truveta-constituent healthcare system during the study period, including off-label prescribing.
28 Therefore, patients in our study were not required to have T2D, overweight, or obesity at baseline.
29 Patients first prescribed a GLP-1 RA between January 2018 and June 2023 were identified using
30 RxNorm codes (Supplement). For this analysis, GLP-1 RA prescribing did not require that a GLP-
31 1 RA was filled. We restricted the cohort to adults (≥ 18 years) and excluded patients with recorded
32 type I or gestational diabetes mellitus in the preceding two years. To reduce the risk of exposure
33 and comorbidity misclassification, only patients who received regular care at a Truveta constituent
34 healthcare system, defined as having at least one outpatient encounter in each of the 2 consecutive
35 6-month periods before GLP-1 RA initiation (e.g., 1–182 days before and 183–365 days before new
36 GLP-1 RA prescribing) were included in the analysis (Figure 1).

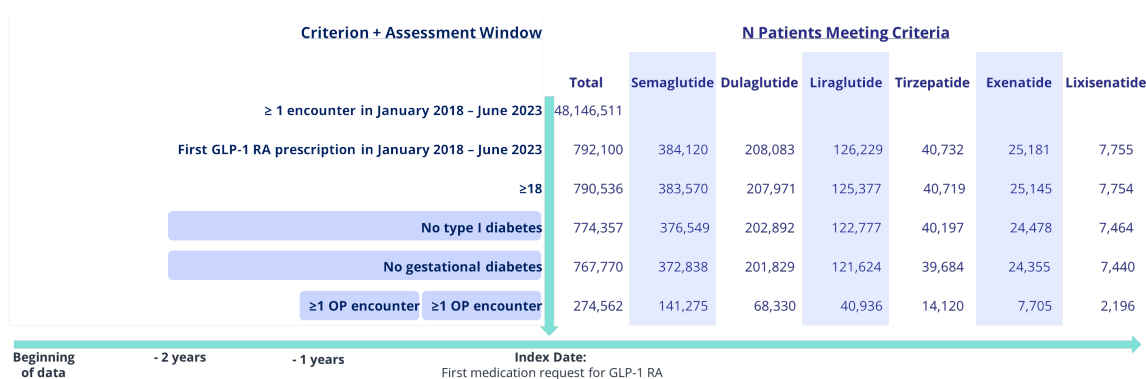


Figure 1: Diagram of inclusion and index criteria and patient counts

37 Observation Window

38 We evaluated first-time GLP-1 RA prescribing, with a patient's first GLP-1 RA medication re-
 39 quest serving as their index date. A two-year look-back window was used to ascertain presence
 40 of comorbidities and previous medication use. For baseline quantitative measures of weight, body
 41 mass index (BMI), and hemoglobin A1c (HbA1c), we used the most recent value in the 12 months
 42 before to up to one-day after the index date. The one-day post-index buffer allowed us to more
 43 easily reconcile minor differences in timestamps. The 5.5-year analysis period was divided into 11
 44 six-month periods (January-June and July-December of each year) to facilitate comparison with
 45 partial-year 2023.

46 Patient Health History

47 Patients were classified as having T2D if they had a T2D diagnosis, used insulin, dipeptidyl pep-
 48 tidase 4 (DPP-4) inhibitor, or a sulfonylurea, or had an HbA1c level of $\geq 7.5\%$ in the two years
 49 before their index date. Patients were classified as having overweight or obesity if they had a BMI
 50 $\geq 27 \text{ kg/m}^2$ or a diagnosis of overweight (restricted to diagnoses associated with BMI $\geq 27 \text{ kg/m}^2$)
 51 or obesity in the two years before their index date. A BMI range of ≥ 27 to $< 30 \text{ kg/m}^2$, rather than
 52 the more common ≥ 25 to $< 30 \text{ kg/m}^2$ [16], was used to define overweight to maintain consistency
 53 with the FDA label for GLP-1 RAs approved for overweight and obesity [17, 18]. Codes for all data
 54 definitions are provided in the Supplement.

55 Patient demographics, clinical comorbidities, use of other anti-diabetic medication (ADM) (e.g.,
 56 metformin, sulfonylurea, sodium/glucose cotransporter-2 inhibitors [SGLT2i], DPP-4), use of other
 57 anti-obesity medication (AOM) (e.g., orlistat, phentermine topiramate), and history of bariatric
 58 surgery in the 2 years before the index date were assessed. Codes for all comorbidities are provided
 59 in the Supplement.

60 For weight, BMI, and HbA1c, the most recent value within 12 months before to one day after
 61 the patient's index date was considered the baseline value. Pre-processing steps applied to weight,
 62 BMI, and HbA1c values are described in the Supplement.

63 Brand and Label Classification

64 Where possible, we attributed a specific brand name and FDA-labelled use (ADM versus AOM)
65 to the GLP-1 RA prescription. An RxNorm code corresponding to a specific brand (e.g., RxNorm
66 code 2619154: 0.25 MG, 0.5 MG Dose 3 ML semaglutide 0.68 MG/ML Pen Injector [Ozempic]) was
67 present for most first-time prescriptions. When no brand-specific RxNorm code was present, the
68 brand was inferred if only one option was available (e.g., all tirzepatide prescriptions were presumed
69 to be brand name Mounjaro; all oral semaglutide prescriptions were presumed to be brand name
70 Rybelsus). When the brand name was not documented and could not be inferred, we classified the
71 brand as unknown. For example, RxNorm code 2619152 (0.25 MG, 0.5 MG Dose 3 ML semaglutide
72 0.68 MG/ML Pen Injector) was classified as unknown because it could correspond to either brand
73 name Ozempic or Wegovy.

74 Using the brand name classifications above, prescriptions were categorized as having an FDA-
75 labelled use for either T2D (ADM), overweight/obesity (AOM), or unknown based on approvals
76 as of July 2023. Only prescriptions with a known FDA-labelled use were included in on- versus
77 off-label analyses. The prescription was classified as on-label if the patient had a history of the
78 labelled condition in the previous two years and otherwise it was classified as off-label.

79 Analyses

80 We summarized total monthly prescriptions overall and stratified by specific medication, then ap-
81 plied seasonally-adjusted autoregressive (AR(1)) models to test for trends over time. We compared
82 differences in proportions between January - June 2018 and January - June 2023 using two-sample
83 tests of proportions, and differences in mean quantitative measures using t-tests.

84 All analyses were conducted in R version 4.1.3. [19, 20] utilizing the following packages: arrow,
85 broom, dplyr, forcats, ggplot2, knitr, lubridate, tidyr, and xtable.[21–29]

86 Results

87 Population

88 Overall, 48,146,511 patients in the subset of Truveta Data used for this study had encounters
89 between January 2018 and June 2023, including 40,001,234 adults, 4,363,619 adults with T2D
90 and 13,408,738 adults with overweight or obesity (T2D and overweight or obesity are not mutually
91 exclusive). Of these, 12,186,837 adults satisfied the additional study criteria (at least one outpatient
92 visit in each consecutive six-month period preceding an encounter and no Type I or gestational
93 diabetes mellitus), of which, 2,463,012 (20.2%) had T2D, and 6,669,448 (54.7%) had overweight or
94 obesity (Supplement, section 2).

95 The final study cohort included 274,562 adults who were first prescribed a GLP-1 RA during the
96 analysis period, of which 181,860 (66.2%) had T2D and 229,715 (83.7%) had obesity or overweight.
97 The mean (SD) patient age at baseline was 56.5 (13.5) years, with 51% of patients between 45 and
98 64 years. Overall, 63.8% of patients were female and 71.1% were white.

99 Changes over Time

100 First-time GLP-1 RA prescribing volumes increased over the study period (Figure 2), with 9,642
101 new prescriptions between January and June 2018 and 66,569 new prescriptions between January

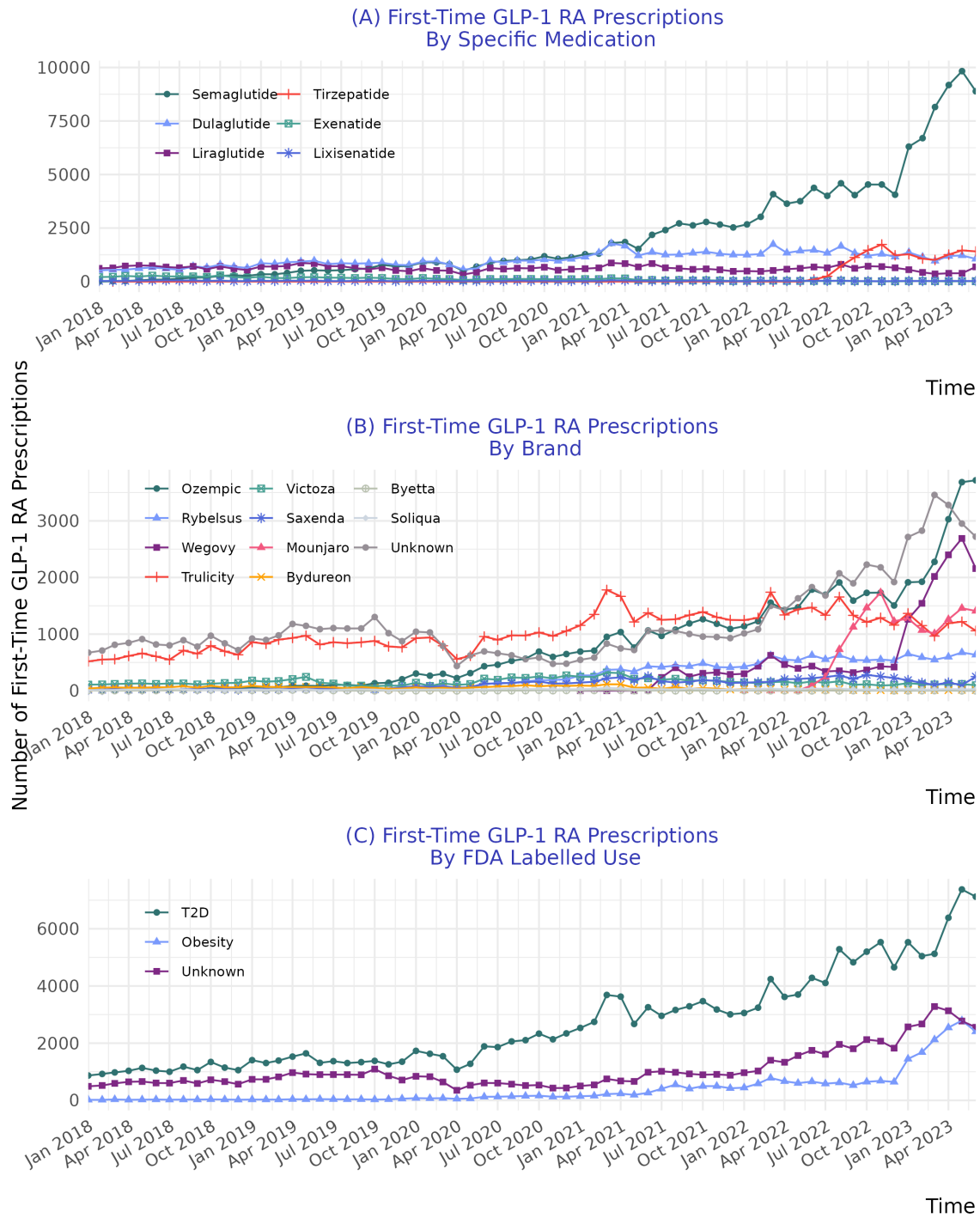


Figure 2: First-Time GLP-1 RA prescribing volume by (A) specific medication, (B) brand, and (C) FDA labelled use.

102 and June 2023 ($p < 0.001$) (Supplement). Increases in GLP-1 RA prescribing were driven by higher
103 prescribing of semaglutide and tirzepatide.

104 There were notable differences in characteristics of patients first prescribed a GLP-1 RA over
105 time. Whereas the proportion of patients with T2D was higher during the early time period (84.1%
106 [January to June 2018] versus 49% [January to June 2023]; $p < 0.001$), the proportion of patients
107 with overweight or obesity was higher during the later time period (75.9% [January - June 2018]
108 versus 90.7% [January - June 2023]; $p < .001$). During the later period, it was also noted that a
109 smaller proportion of patients had an HbA1c measured prior to GLP-1 RA initiation ($p < 0.001$), a
110 smaller proportion of patients used other ADMs ($p < 0.001$), and the mean HbA1c level was lower
111 at baseline ($p < 0.001$).

112 **Characteristics by Specific Medication**

113 Semaglutide was the most commonly prescribed GLP-1 RA for all months between March 2021
114 and June 2023, representing 62.9% of new GLP-1 RA prescriptions during this period. Of the
115 141,275 first-time semaglutide prescriptions during the study period, a brand name was established
116 for 89,417 (63.3%), of which 60.5% were for Ozempic, 18.5% were for Rybelsus, and 21% were for
117 Wegovy. Patients prescribed Wegovy were more likely to be female (81.8%) and younger (mean
118 age 48.5 years), compared to those prescribed Ozempic (62.9% female [$p < 0.001$]; mean age 57.5
119 years [$p < 0.001$]) or Rybelsus (56.2% female [$p < 0.001$]; mean age 60.5 years [$p < 0.001$]).

120 Tirzepatide, which was approved for treatment of T2D in May 2022, was prescribed to 14,120
121 patients. Of these, 47.3% had evidence of T2D, which was the lowest proportion among GLP-
122 1 RAs (by medication type). Consistent with this, availability of a baseline HbA1c was lower
123 for patients prescribed tirzepatide compared to those prescribed other GLP-1 RAs (62.6% versus
124 71.9%; $p < 0.001$), and among those with a baseline HbA1c available, the mean value was lower
125 for those prescribed tirzepatide (mean [SD] 6.8 [1.6]) compared to other GLP-1 RAs (mean [sd] 7.8
126 [2]; $p < 0.001$). Finally, patients prescribed tirzepatide had a lower mean age (52.5 versus 56.7; p
127 < 0.001) and were more likely to be female (71.6% versus 63.4%; $p < 0.001$).

128 When the analysis was restricted to the period after tirzepatide's approval (June 2022 to June
129 2023), however, greater similarity was noted among those on other GLP-1 RAs, with younger mean
130 ages, higher female proportion, and lesser evidence of T2D (Supplement).

	Semaglutide (N=141275)	Dulaglutide (N=68330)	Liraglutide (N=40936)	Tirzepatide (N=14120)	Other (N=9901)	Overall (N=274562)
Age						
Mean (SD)	56 (13)	60 (13)	53 (14)	52 (13)	60 (13)	57 (13)
Age Group						
0-17	0 (0%)	0 (0%)	0 (0%)	0 (0%)	0 (0%)	0 (0%)
18-44	30434 (22%)	8338 (12%)	11858 (29%)	4075 (29%)	1210 (12%)	55915 (20%)
45-64	72229 (51%)	34448 (50%)	20846 (51%)	7655 (54%)	4983 (50%)	140161 (51%)
65+	38612 (27%)	25544 (37%)	8232 (20%)	2390 (17%)	3708 (37%)	78486 (29%)
Sex						
Female	92820 (66%)	37231 (54%)	29572 (72%)	10104 (72%)	5452 (55%)	175179 (64%)
Male	48325 (34%)	31003 (45%)	11312 (28%)	4009 (28%)	4423 (45%)	99072 (36%)
Unknown	130 (0%)	96 (0%)	52 (0%)	7 (0%)	26 (0%)	311 (0%)
Race						
White	100767 (71%)	47168 (69%)	29630 (72%)	10668 (76%)	6962 (70%)	195195 (71%)
Black	22860 (16%)	11447 (17%)	6946 (17%)	1812 (13%)	1689 (17%)	44754 (16%)
Asian	3716 (3%)	2107 (3%)	750 (2%)	212 (2%)	276 (3%)	7061 (3%)
AI or AN	971 (1%)	448 (1%)	377 (1%)	82 (1%)	98 (1%)	1976 (1%)
NH or PI	625 (0%)	311 (0%)	153 (0%)	37 (0%)	38 (0%)	1164 (0%)
Other Race	7466 (5%)	4167 (6%)	1839 (4%)	866 (6%)	473 (5%)	14811 (5%)
Declined to answer	1287 (1%)	676 (1%)	294 (1%)	108 (1%)	78 (1%)	2443 (1%)
Unknown	3583 (3%)	2006 (3%)	947 (2%)	335 (2%)	287 (3%)	7158 (3%)
Ethnicity						
Hispanic or Latino	14453 (10%)	7929 (12%)	3508 (9%)	1607 (11%)	978 (10%)	28475 (10%)
Not Hispanic or Latino	119556 (85%)	55843 (82%)	35114 (86%)	11847 (84%)	8157 (82%)	230517 (84%)
Declined to answer	1720 (1%)	837 (1%)	407 (1%)	134 (1%)	107 (1%)	3205 (1%)
Unknown	5546 (4%)	3721 (5%)	1907 (5%)	532 (4%)	659 (7%)	12365 (5%)
T2D	84521 (60%)	60949 (89%)	20713 (51%)	6682 (47%)	8995 (91%)	181860 (66%)
Obesity or Overweight	122488 (87%)	52971 (78%)	34767 (85%)	12598 (89%)	6891 (70%)	229715 (84%)
FDA-labeled Use						
T2D	74586 (53%)	68330 (100%)	10300 (25%)	14118 (100%)	9901 (100%)	177235 (65%)
Obesity	18781 (13%)	0 (0%)	7715 (19%)	0 (0%)	0 (0%)	26496 (10%)
Unknown	47908 (34%)	0 (0%)	22921 (56%)	2 (0%)	0 (0%)	70831 (26%)
Brand						
Ozempic	54114 (38%)	0 (0%)	0 (0%)	0 (0%)	0 (0%)	54114 (20%)
Rybelsus	16523 (12%)	0 (0%)	0 (0%)	0 (0%)	0 (0%)	16523 (6%)
Wegovy	18780 (13%)	0 (0%)	0 (0%)	0 (0%)	0 (0%)	18780 (7%)
Trulicity	0 (0%)	68330 (100%)	0 (0%)	0 (0%)	0 (0%)	68330 (25%)
Victoza	0 (0%)	0 (0%)	10300 (25%)	0 (0%)	0 (0%)	10300 (4%)
Saxenda	0 (0%)	0 (0%)	7715 (19%)	0 (0%)	0 (0%)	7715 (3%)
Mounjaro	0 (0%)	0 (0%)	0 (0%)	14120 (100%)	0 (0%)	14120 (5%)
Bydureon	0 (0%)	0 (0%)	0 (0%)	0 (0%)	3360 (34%)	3360 (1%)
Byetta	0 (0%)	0 (0%)	0 (0%)	0 (0%)	348 (4%)	348 (0%)
Soliqua	0 (0%)	0 (0%)	0 (0%)	0 (0%)	1612 (16%)	1612 (1%)

Continued on next page

Table1 – continued from previous page

Feature	Semaglutide	Dulaglutide	Liraglutide	Tirzepatide	Other	Overall
Unknown	51858 (37%)	0 (0%)	22921 (56%)	0 (0%)	4581 (46%)	79360 (29%)
Period						
2018 Jan-Jun	287 (0%)	3508 (5%)	4157 (10%)	1 (0%)	1689 (17%)	9642 (4%)
2018 Jul-Dec	1337 (1%)	4040 (6%)	3786 (9%)	0 (0%)	1615 (16%)	10778 (4%)
2019 Jan-Jun	2628 (2%)	5309 (8%)	4561 (11%)	0 (0%)	1373 (14%)	13871 (5%)
2019 Jul-Dec	3946 (3%)	4982 (7%)	3566 (9%)	0 (0%)	1102 (11%)	13596 (5%)
2020 Jan-Jun	4686 (3%)	4797 (7%)	3047 (7%)	0 (0%)	882 (9%)	13412 (5%)
2020 Jul-Dec	6374 (5%)	5903 (9%)	3603 (9%)	0 (0%)	885 (9%)	16765 (6%)
2021 Jan-Jun	9935 (7%)	8542 (13%)	4473 (11%)	1 (0%)	901 (9%)	23852 (9%)
2021 Jul-Dec	15724 (11%)	7793 (11%)	3450 (8%)	0 (0%)	479 (5%)	27446 (10%)
2022 Jan-Jun	21546 (15%)	8524 (12%)	3365 (8%)	104 (1%)	391 (4%)	33930 (12%)
2022 Jul-Dec	25759 (18%)	7980 (12%)	4126 (10%)	6531 (46%)	305 (3%)	44701 (16%)
2023 Jan-Jun	49053 (35%)	6952 (10%)	2802 (7%)	7483 (53%)	279 (3%)	66569 (24%)
Comorbidities						
Atrial Fibrillation	9801 (7%)	6128 (9%)	2538 (6%)	710 (5%)	817 (8%)	19994 (7%)
Asthma	27281 (19%)	11454 (17%)	8689 (21%)	2804 (20%)	1593 (16%)	51821 (19%)
CKD	19484 (14%)	13407 (20%)	4969 (12%)	1225 (9%)	1753 (18%)	40838 (15%)
COPD	10323 (7%)	7161 (10%)	3347 (8%)	721 (5%)	1078 (11%)	22630 (8%)
Glaucoma	3317 (2%)	2080 (3%)	811 (2%)	202 (1%)	318 (3%)	6728 (2%)
Heart Failure	11446 (8%)	7935 (12%)	3426 (8%)	711 (5%)	1077 (11%)	24595 (9%)
Hyperlipidemia	95264 (67%)	51652 (76%)	23977 (59%)	8477 (60%)	7478 (76%)	186848 (68%)
Hypertension	95069 (67%)	52303 (77%)	25655 (63%)	8587 (61%)	7682 (78%)	189296 (69%)
Ischemic Heart Disease	11102 (8%)	8028 (12%)	3301 (8%)	748 (5%)	1104 (11%)	24283 (9%)
Acute MI	4707 (3%)	3353 (5%)	1482 (4%)	294 (2%)	458 (5%)	10294 (4%)
Ischemic Stroke	388 (0%)	304 (0%)	124 (0%)	29 (0%)	39 (0%)	884 (0%)
Major Depressive Disorder	30500 (22%)	13235 (19%)	10301 (25%)	2997 (21%)	1940 (20%)	58973 (21%)
Osteoporosis	4938 (3%)	2654 (4%)	1177 (3%)	363 (3%)	326 (3%)	9458 (3%)
Bariatric Surgery	4328 (3%)	950 (1%)	1949 (5%)	504 (4%)	113 (1%)	7844 (3%)
ADM Use						
Metformin	66783 (47%)	45453 (67%)	16074 (39%)	5404 (38%)	6513 (66%)	140227 (51%)
SGLT2i	23630 (17%)	17052 (25%)	4099 (10%)	1690 (12%)	2522 (25%)	48993 (18%)
DPP4	15945 (11%)	15173 (22%)	3642 (9%)	847 (6%)	2355 (24%)	37962 (14%)
Sulfonylurea	25897 (18%)	23689 (35%)	6395 (16%)	1414 (10%)	3506 (35%)	60901 (22%)
Insulin	11311 (8%)	9069 (13%)	3894 (10%)	760 (5%)	1332 (13%)	26366 (10%)
AOM Use						
Orlistat	250 (0%)	52 (0%)	169 (0%)	16 (0%)	5 (0%)	492 (0%)
Phentermine	814 (1%)	90 (0%)	685 (2%)	112 (1%)	13 (0%)	1714 (1%)
Topiramate						
BMI						
Mean (SD)	38 (8.4)	36 (8.3)	39 (9.1)	38 (8.4)	37 (8.5)	37 (8.5)

Continued on next page

Table 1 – continued from previous page

Feature	Semaglutide	Dulaglutide	Liraglutide	Tirzepatide	Other	Overall
Missing	61367 (43.4%)	30839 (45.1%)	21047 (51.4%)	6978 (49.4%)	5411 (54.7%)	125642 (45.8%)
Weight (in lbs)						
Mean (SD)	230 (56)	230 (58)	240 (61)	240 (56)	230 (58)	230 (57)
Missing	44849 (31.7%)	23285 (34.1%)	17015 (41.6%)	3608 (25.6%)	4096 (41.4%)	92853 (33.8%)
HbA1c						
Mean (SD)	7.4 (1.9)	8.5 (1.9)	7.3 (2.0)	6.8 (1.6)	8.8 (1.9)	7.8 (2.0)
Missing	41648 (29.5%)	14665 (21.5%)	14853 (36.3%)	5275 (37.4%)	2135 (21.6%)	78576 (28.6%)

Table 1: Characteristics of patients first prescribed a GLP-1 RA, by specific medication. Other specific medication includes the two smallest groups: Exenatide and Lixisenatide.: ADM=anti-diabetic medication, AI = American Indian, AN = Alaska Native, AOM=anti-obesity medication, Black = Black or African American, BMI = body mass index, CKID=chronic kidney disease, COPD=chronic obstructive pulmonary disease, DPP4= dipeptidyl peptidase 4 inhibitor, FDA=Food and Drug Administration, HbA1c=hemoglobin A1c, MI=myocardial infarction, NH = Native Hawaiian, PI = Pacific Islander, SD=standard deviation, SGLT2i=sodium/glucose cotransporter-2 inhibitor, T2D=type 2 diabetes mellitus.

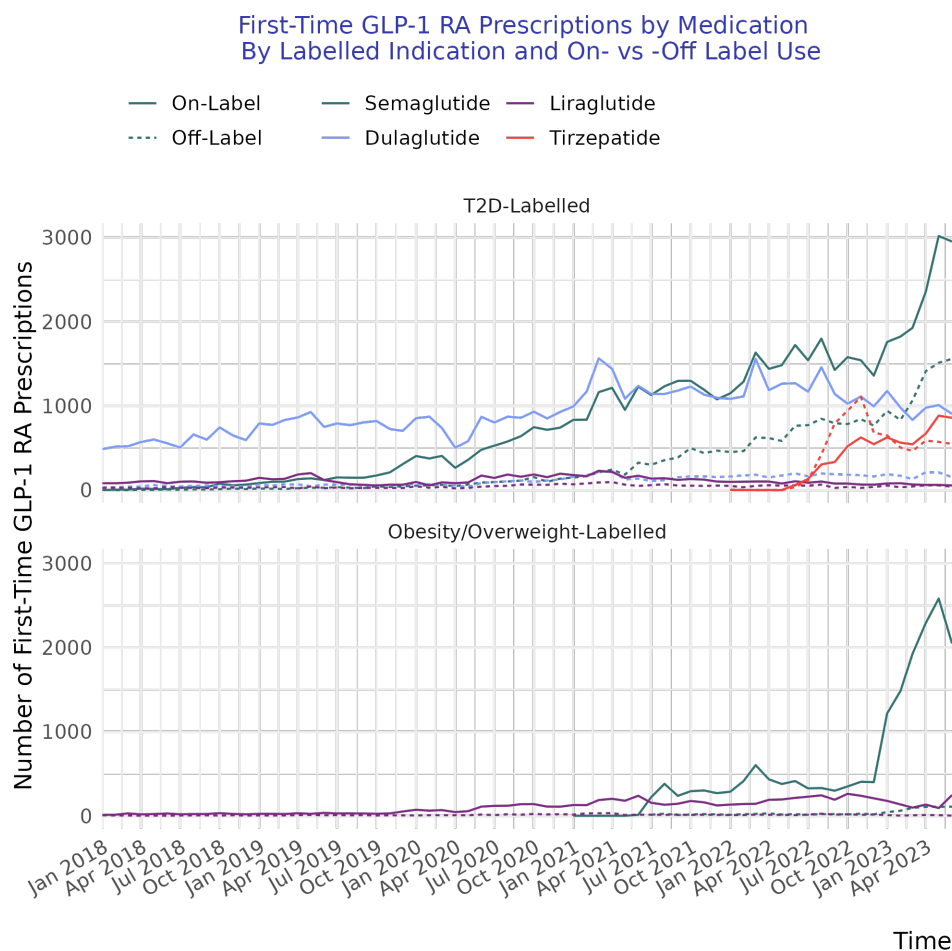


Figure 3: First-Time GLP-1 RA prescribing volume, stratified by labelled-use and on- vs off- label for semaglutide, dulaglutide, liraglutide, and tirzepatide

131 On-label Use

132 FDA-labelled was established for 203,731 (74.2%) of first-time GLP-1 RA prescriptions. Of these,
 133 177,235 were for medications labelled for T2D, with 137,762 (77.7%) prescribed on-label (to patients
 134 with T2D). On-label prescribing for this indication was lower between January and June 2023 (67.1%
 135 on-label), compared to January and June 2018 (91.2% on-label; $p < 0.001$) (Figure 3).

136 The rate of on-label use was consistently higher for medications labelled for overweight and
 137 obesity. Of 26,496 first-time prescriptions labelled for obesity and overweight, 94% were prescribed
 138 on-label.

139 Discussion

140 In this analysis, GLP-1 RA prescribing increased substantially over time, with 6.9-fold higher
141 volume in the first 6 months of 2023 compared to the first 6 months of 2018. Over the same period,
142 the population first-prescribed GLP-1 RAs shifted from one dominated by those with T2D (the
143 majority of whom had comorbid overweight or obesity), to a mix of patients with and without
144 T2D. Finally, GLP-1 RAs labelled for T2D were commonly used both on- and off- label, while
145 GLP-1 RAs labelled for overweight or obesity were largely used on-label.

146 Consistent with age and sex characteristics from previous descriptive studies of GLP-1 RAs
147 initiated for T2D [30, 31], patients first prescribed a GLP-1 RA labelled for T2D in our study were
148 59.1% female, with a mean age of 58.6 years. In contrast, those initiated on a GLP-1 RA labelled
149 for overweight and obesity in our were predominately female (82.9%) with a mean age of 48.2 years.

150 Previous studies on this topic have largely predated 2020 and have been limited to patients with
151 T2D [30–32]. Such studies have also largely relied on pharmacy claims data, which may under-
152 capture GLP-1 RAs prescribed for obesity due to limited insurance coverage for this population
153 [33]. Given growing attention to GLP-1 RAs for weight loss, improved understanding of current
154 prescribing trends in a real-world population is critically important.

155 Our study is subject to several limitations. First, while our study cohort from a group of US
156 healthcare systems included 15 states with $\geq 1,000$ patients, the prescribing patterns observed in
157 our study may not be representative of the broader US. Second, we only captured care delivered
158 at Truveta constituent healthcare systems; as such, any care delivered elsewhere would be missed.
159 To reduce the risk of misclassification due to care received elsewhere, we restricted our analysis to
160 patients receiving regular care at the healthcare system prior to their first GLP-1 RA prescription. It
161 remains possible, however, that additional prescriptions were initiated elsewhere. Finally, we sought
162 to describe first-time prescribing of GLP-1 RAs, which may differ from medication dispensing or
163 medication use patterns. Patients prescribed a GLP-1 RA may not have filled or initiated the
164 medication due to cost or other factors, or alternatively may have initiated a different GLP-1 RA
165 medication than that initially prescribed because of stock-outs. GLP-1 RA dispensing patterns
166 and barriers to access represent an important topic of future research given the high cost, limited
167 insurance coverage of AOMs, and disproportionate prevalence of overweight and obesity by social
168 drivers of health [34–36].

169 Conclusions

170 Increased understanding of GLP-1 RA prescribing patterns is an important topic given the high
171 prevalence and clinical impacts of T2D as well as overweight and obesity [35, 36]. Our findings
172 document appreciable shifts in the clinical characteristics and demographics of those prescribed a
173 GLP-1 RA in a large US population. Growth in GLP-1 RA prescribing was driven disproportionately
174 by semaglutide and tirzepatide, with increased prescribing among younger, female patients
175 for overweight or obesity.

176 Competing Interests

177 PJR, SG, BMGC, RB, and NLS authors are employees of Truveta, Incorporated.

178 Data Availability Statement

179 The data used in this study is available to all Truveta subscribers and may be accessed at stu-
180 dio.truveta.com.

181 References

- 182 [1] Centers for disease control and prevention. National diabetes statistics report, 2020. URL
183 <https://www.cdc.gov/diabetes/data/statistics-report/index.html>.
- 184 [2] Craig M Hales, Margaret D Carroll, Cheryl D Fryar, and Cynthia L Ogden. Prevalence of
185 obesity and severe obesity among adults: United states, 2017–2018. nchs data brief, no 360.
186 *National Center for Health Statistics*, 360:1–7, 2020.
- 187 [3] Tzu-Lin Yeh, Ming-Chieh Tsai, Wen-Hsuan Tsai, Yu-Kang Tu, and Kuo-Liong Chien. Effect of
188 glucagon-like peptide-1 receptor agonists on glycemic control, and weight reduction in adults:
189 A multivariate meta-analysis. *PLOS ONE*, 18(1):e0278685, jan 2023. doi: 10.1371/journal.po-
190 ne.0278685. URL <https://doi.org/10.1371%2Fjournal.pone.0278685>.
- 191 [4] John R. Ussher and Daniel J. Drucker. Glucagon-like peptide 1 receptor agonists: cardiovas-
192 cular benefits and mechanisms of action. *Nature Reviews Cardiology*, 20(7):463–474, mar 2023.
193 doi: 10.1038/s41569-023-00849-3. URL <https://doi.org/10.1038%2Fs41569-023-00849-3>.
- 194 [5] Steven P. Marso, Gilbert H. Daniels, Kirstine Brown-Frandsen, Peter Kristensen, Jo-
195 hannes F.E. Mann, Michael A. Nauck, Steven E. Nissen, Stuart Pocock, Neil R. Poulter,
196 Lasse S. Ravn, William M. Steinberg, Mette Stockner, Bernard Zinman, Richard M. Bergen-
197 stal, and John B. Buse. Liraglutide and cardiovascular outcomes in type 2 diabetes. *New*
198 *England Journal of Medicine*, 375(4):311–322, jul 2016. doi: 10.1056/nejmoa1603827. URL
199 <https://doi.org/10.1056%2Fnejmoa1603827>.
- 200 [6] Steven P. Marso, Stephen C. Bain, Agostino Consoli, Freddy G. Eliaschewitz, Esteban Jódar,
201 Lawrence A. Leiter, Ildiko Lingvay, Julio Rosenstock, Jochen Seufert, Mark L. Warren, Vincent
202 Woo, Oluf Hansen, Anders G. Holst, Jonas Pettersson, and Tina Vilsbøll. Semaglutide and
203 cardiovascular outcomes in patients with type 2 diabetes. *New England Journal of Medicine*,
204 375(19):1834–1844, nov 2016. doi: 10.1056/nejmoa1607141. URL <https://doi.org/10.1056%2Fnejmoa1607141>.
- 206 [7] M. N. Feinglos, M. F. Saad, F. X. Pi-Sunyer, B. An, and O. Santiago and. Effects of liraglutide
207 (NN2211), a long-acting GLP-1 analogue, on glycaemic control and bodyweight in subjects
208 with type 2 diabetes. *Diabetic Medicine*, 22(8):1016–1023, aug 2005. doi: 10.1111/j.1464-549
209 1.2005.01567.x. URL <https://doi.org/10.1111%2Fj.1464-5491.2005.01567.x>.
- 210 [8] Melanie J. Davies, Richard Bergenstal, Bruce Bode, Robert F. Kushner, Andrew Lewin,
211 Trine Vang Skjøth, Arne Haahr Andreasen, Christine Bjørn Jensen, and Ralph A. DeFronzo
212 and. Efficacy of liraglutide for weight loss among patients with type 2 diabetes. *JAMA*, 314
213 (7):687, aug 2015. doi: 10.1001/jama.2015.9676. URL <https://doi.org/10.1001%2Fjama.2015.9676>.

- 215 [9] Melanie Davies, Louise Færch, Ole K Jeppesen, Arash Pakseresht, Sue D Pedersen, Leigh
216 Perreault, Julio Rosenstock, Iichiro Shimomura, Adie Viljoen, Thomas A Wadden, and Ildiko
217 Lingvay. Semaglutide 2·4 mg once a week in adults with overweight or obesity, and type 2
218 diabetes (STEP 2): a randomised, double-blind, double-dummy, placebo-controlled, phase 3
219 trial. *The Lancet*, 397(10278):971–984, mar 2021. doi: 10.1016/s0140-6736(21)00213-0. URL
220 <https://doi.org/10.1016%2Fs0140-6736%2821%2900213-0>.
- 221 [10] John PH Wilding, Rachel L Batterham, Salvatore Calanna, Melanie Davies, Luc F Van Gaal,
222 Ildiko Lingvay, Barbara M McGowan, Julio Rosenstock, Marie TD Tran, Thomas A Wadden,
223 et al. Once-weekly semaglutide in adults with overweight or obesity. *New England Journal of*
224 *Medicine*, 384(11):989–1002, 2021.
- 225 [11] Ania M Jastreboff, Louis J Aronne, Nadia N Ahmad, Sean Wharton, Lisa Connery, Breno
226 Alves, Arihiro Kiyosue, Zhang, Mathijs C Bunck, et al. Tirzepatide once weekly for the
227 treatment of obesity. *New England Journal of Medicine*, 387(3):205–216, 2022.
- 228 [12] Melissa Suran. As ozempic’s popularity soars, here’s what to know about semaglutide and
229 weight loss. *JAMA*, 329(19):1627, may 2023. doi: 10.1001/jama.2023.2438. URL <https://doi.org/10.1001%2Fjama.2023.2438>.
- 231 [13] Sabrina H Han, Rachel Safeek, Kyle Ockerman, Nhan Trieu, Patricia Mars, Audrey Klenke,
232 Heather Furnas, and Sarah Sorice-Virk. Public interest in the off-label use of glucagon-like
233 peptide 1 agonists (ozempic) for cosmetic weight loss: A google trends analysis. *Aesthetic*
234 *Surgery Journal*, jul 2023. doi: 10.1093/asj/sjad211. URL <https://doi.org/10.1093%2Fasj%2Fsjad211>.
- 236 [14] Heather P. Whitley, Jennifer M. Trujillo, and Joshua J. Neumiller. Special report: Potential
237 strategies for addressing GLP-1 and dual GLP-1/GIP receptor agonist shortages. *Clinical*
238 *Diabetes*, 41(3):467–473, apr 2023. doi: 10.2337/cd23-0023. URL <https://doi.org/10.2337%2Fcd23-0023>.
- 240 [15] H Beba, C Ranns, C Hambling, J Diggle, and P Brown. Pcds consensus statement: A strategy
241 for managing the supply shortage of the glp-1 ras ozempic and trulicity. *Diabetes & Primary*
242 *Care*, 24(5), 2022.
- 243 [16] W. Timothy Garvey. Clinical definition of overweight and obesity. In *Bariatric Endocrinology*,
244 pages 121–143. Springer International Publishing, oct 2018. doi: 10.1007/978-3-319-95655-8
245 _7. URL https://doi.org/10.1007%2F978-3-319-95655-8_7.
- 246 [17] US Food and Drug Administration. Wegovy (semaglutide) injection, for subcutaneous use,
247 2017. URL https://www.accessdata.fda.gov/drugsatfda_docs/label/2021/215256s0001bl.pdf.
- 249 [18] US Food and Drug Administration. Saxenda (liraglutide [rdna origin] injection), solution for
250 subcutaneous use, 2014. URL https://www.accessdata.fda.gov/drugsatfda_docs/label/2014/206321orig1s0001bl.pdf.
- 252 [19] R Core Team. *R: A Language and Environment for Statistical Computing*. R Foundation for
253 Statistical Computing, Vienna, Austria, 2022. URL <https://www.R-project.org/>.

- 254 [20] Lionel Henry and Hadley Wickham. *rlang: Functions for Base Types and Core R and Tidyverse*
255 *Features*, 2023. URL <https://CRAN.R-project.org/package=rlang>. R package version 1.1.0.
- 256 [21] Neal Richardson, Ian Cook, Nic Crane, Jonathan Keane, Romain François,
257 Jeroen Ooms, and Apache Arrow. *arrow: Integration to Apache 'Arrow'*, 2022.
258 <https://github.com/apache/arrow/>.
- 259 [22] David Robinson, Alex Hayes, and Simon Couch. *broom: Convert Statistical Objects into Tidy*
260 *Tibbles*, 2022. URL <https://CRAN.R-project.org/package=broom>. R package version 1.0.1.
- 261 [23] Hadley Wickham, Romain François, Lionel Henry, Kirill Müller, and Davis Vaughan. *dplyr: A*
262 *Grammar of Data Manipulation*, 2023. URL <https://CRAN.R-project.org/package=dplyr>.
263 R package version 1.1.0.
- 264 [24] Hadley Wickham. *forcats: Tools for Working with Categorical Variables (Factors)*, 2021. URL
265 <https://CRAN.R-project.org/package=forcats>. R package version 0.5.1.
- 266 [25] Hadley Wickham, Winston Chang, Lionel Henry, Thomas Lin Pedersen, Kohske Takahashi,
267 Claus Wilke, Kara Woo, Hiroaki Yutani, and Dewey Dunnington. *ggplot2: Create Elegant*
268 *Data Visualisations Using the Grammar of Graphics*, 2022. URL [https://CRAN.R-project](https://CRAN.R-project.org/package=ggplot2)
269 [.org/package=ggplot2](https://CRAN.R-project.org/package=ggplot2). R package version 3.4.0.
- 270 [26] Yihui Xie. *knitr: A General-Purpose Package for Dynamic Report Generation in R*, 2022.
271 URL <https://yihui.org/knitr/>. R package version 1.41.
- 272 [27] Vitalie Spinu, Garrett Golemund, and Hadley Wickham. *lubridate: Make Dealing with Dates*
273 *a Little Easier*, 2023. URL <https://CRAN.R-project.org/package=lubridate>. R package
274 version 1.9.1.
- 275 [28] Hadley Wickham and Maximilian Girlich. *tidyr: Tidy Messy Data*, 2022. URL <https://CRAN.R-project.org/package=tidyr>. R package version 1.2.1.
- 277 [29] David B. Dahl, David Scott, Charles Roosen, Arni Magnusson, and Jonathan Swinton. *xtable:*
278 *Export Tables to LaTeX or HTML*, 2019. URL <http://xtable.r-forge.r-project.org/>.
279 R package version 1.8-4.
- 280 [30] Chintan V. Dave, Sebastian Schneeweiss, Deborah J. Wexler, Gregory Brill, and Elisabetta
281 Patorno. Trends in clinical characteristics and prescribing preferences for sglt2 inhibitors and
282 glp-1 receptor agonists, 2013–2018. *Diabetes Care*, 43(4):921–924, feb 2020. doi: 10.2337/dc
283 19-1943. URL <https://doi.org/10.2337%2Fdc19-1943>.
- 284 [31] Ildiko Lingvay, Vanita R Aroda, Julie Broe Honoré, Anne S Ersbøll, Lise Lotte Nystrup Huse-
285 moen, Anders Boeck Jensen, Kasper Sommer Matthiessen, and Mikhail Naum Kosiborod.
286 Patterns of new glucagon-like peptide-1 receptor agonist use in patients with type 2 diabetes
287 during 2014–2019 from a us database: prescriber and patient characteristics. *Journal of Dia-*
288 *betes*, 15(2):190–195, 2023.
- 289 [32] M Kosiborod, VR Aroda, J Broe Honore, LLN Husemoen, AB Jensen, KS Matthiessen, and
290 I Lingvay. Trends in initiation of glp-1 ra in patients with type 2 diabetes during 2014–2019:
291 a us database study. *European Heart Journal*, 42(Supplement_1):ehab724–2957, 2021.

- 292 [33] Elaine Chen. Alarmed by ozempic and wegovy’s popularity, insurers wage battle, 2023. URL
293 [https://www.statnews.com/2023/08/03/ozempic-wegovy-obesity-weight-loss-drugs-](https://www.statnews.com/2023/08/03/ozempic-wegovy-obesity-weight-loss-drugs-insurers/)
294 [insurers/](https://www.statnews.com/2023/08/03/ozempic-wegovy-obesity-weight-loss-drugs-insurers/).
- 295 [34] Davene R. Wright, Jingchuan Guo, and Inmaculada Hernandez. A prescription for achieving
296 equitable access to antiobesity medications. *JAMA Health Forum*, 4(4):e230493, apr 2023. doi:
297 10.1001/jamahealthforum.2023.0493. URL [https://doi.org/10.1001%2Fjamahealthforum.](https://doi.org/10.1001%2Fjamahealthforum.2023.0493)
298 [2023.0493](https://doi.org/10.1001%2Fjamahealthforum.2023.0493).
- 299 [35] Cynthia L. Ogden, Tala H. Fakhouri, Margaret D. Carroll, Craig M. Hales, Cheryl D. Fryar,
300 Xianfen Li, and David S. Freedman. Prevalence of obesity among adults, by household income
301 and education — united states, 2011–2014. *MMWR. Morbidity and Mortality Weekly Report*,
302 66(50):1369–1373, dec 2017. doi: 10.15585/mmwr.mm6650a1. URL [https://doi.org/10.1](https://doi.org/10.15585%2Fmmwr.mm6650a1)
303 [5585%2Fmmwr.mm6650a1](https://doi.org/10.15585%2Fmmwr.mm6650a1).
- 304 [36] Apurva Khedagi, Cara Hoke, Michelle Kelsey, Andrea Coviello, W. Schuyler Jones, Larry R.
305 Jackson, Manesh R Patel, Rob W. McGarrah, Neha J Pagidipati, and Nishant P. Shah. Call
306 to action: Understanding the differences in the use of SGLT-2 inhibitors and GLP-1 receptor
307 agonists. *American Journal of Preventive Cardiology*, 13:100477, mar 2023. doi: 10.1016/j.aj
308 [pc.2023.100477](https://doi.org/10.1016%2Fj.ajpc.2023.100477). URL <https://doi.org/10.1016%2Fj.ajpc.2023.100477>.